SABS

OUR REF	RFQ 201390
ENQUIRIES	Tintswalo Nyathi
TELEPHONE	012 428 6179
DATE	05 June 2024

RFQ 201390: APPOINTMENT OF SERVICE PROVIDER FOR THE SUPPLY AND DELIVERY OF SMOKE /HALOGEN GAS EMISSION TESTER.

Dear Bidder

The South African Bureau of Standards (SABS) hereby invites you to submit a quotation for the appointment of a service provider for the supply and delivery of a Smoke / Halogen Gas Emission Tester.

The details of the service to be provided are in the attached Request for Quote, **RFQ 201390.**

Please note the following:

- Scope of services specified on page 3-4
- Closing date specified on page 5
- SABS Procurement terms and conditions (accessed on the sabs website)

- **Bidder must submit the following documents with the quotation:**
  - Treasury Central Supplier Database (CSD) registration report
  - A valid certified copy of BBBEE certificate/Sworn Affidavit **(to claim specific goals)**
  - A registered Doctor's note, medical certificate and/or medical report as evidence of the disability **(to claim specific goals)**
  - SBD 4 Bidder's Disclosure
  - SBD 6.1 Preference points claim form in terms of the Preferential procurement Regulation 2022
  - Non-disclosure agreement

Gauteng Head Office
1 Dr Lategan Road, Groenkloof
Private Bag X191
Pretoria, 0001
Tel +27 (0) 12 428 7911
Fax +27 (0) 12 344 1568

West Coast Region
Liesbeek Park Way, Rosebank
PO Box 615, Rondebosch,
Cape Town, 7701
Tel +27 (0) 21 681 6700
Fax +27 (0) 21 681 6701

East Coast Region
15 Garth Road,
Waterfall Park
PO Box 30087,
Mayville, 4058
Tel +27 (0) 31 203 2900
Fax +27 (0) 31 203 2907

1. Background

The SABS is a statutory body established in term of Standards Act, 1945 (Act No. 24 of 1945) and continues to operate in terms of the Standards Act, 2008 (Act No. 8 of 2008) as the national standardization institution in South Africa, mandated to:

- develop, promote and maintain South African National Standards;
- promote quality in connection with commodities; and
- render conformity assessment services and matters connected therewith.

2. Request for Quotation (RFQ)

This RFQ serves as an invitation to submit a quotation for the **appointment of a service provider for the supply and delivery of a Halogen Gas Emission Tester,** subject to the SABS Standard Terms and Conditions, of which a copy is available on **www.sabs.co.za, accessible through the link: https://www.sabs.co.za/Procurement/proc_toc.asp**

The Bidder is requested to supply its quotation, in writing, by the date specified. Should the Bidder require any clarification, the clarification should be submitted by e-mail to the Procurement Specialist identified in this document.

By submitting a quotation in response to this RFQ or participating in this RFQ process, the Bidder accepts that it is subject to and bound by all the terms and conditions contained in this RFQ document.

3. Confidentiality

This document may not be used for any purpose by the Bidder other than for developing their response to it, and all reasonable efforts must be taken by the Bidder to ensure confidentiality of any information provided. This document and any other information of a confidential nature provided to the Bidder during the course of RFQ process are and will be covered by the non-disclosure agreement to be signed between the SABS and the Bidder.

4. No Contract

Bidders shall note that this RFQ does not commit the SABS to any course of action resulting from the receipt of quotations and the SABS may, at its discretion reject any submission which does not conform to instructions and specifications which are contained herein or select a Bidder based upon its own unique set of criteria. The SABS also reserves the right not to select a bidder.

Nothing in this document shall be construed as a contract between the SABS and the Bidder, and no communication, whether verbal or written, by the SABS personnel or agents during the course of this process shall create such a contract in respect of the requirements specified in this RFQ.

5. No Obligation to Proceed

The SABS reserves the right to discontinue the RFQ evaluation process at any time and will not be responsible for any losses incurred by the Bidder as a result of discontinuance of the RFQ process

6. **Validity of Proposals**

The Bidder's quotation shall remain valid for a period of one hundred and twenty (120) days from the closing date. The SABS may at any time prior to the expiry of the bid validity period, extend the above validity period by sixty (60) days by written notice to the Bidders. In that event, the SABS will not require any consent from the Bidders, and bidders will not be required or permitted to amend any of their quotations.

The SABS retains the right, but is under no obligation, to request Bidders to extend the validity periods of their quotations, prior to expiry thereof, if it has already invoked the extension referred to above and it is in the SABS' interest to further extend the bid validity period. Such request shall be in writing. The Bidder is not obliged to extend the validity period. Also, bidders will not be required or permitted to amend any of their quotations.

7. SCOPE OF WORK: APPOINTMENT OF SERVICE PROVIDER FOR THE SUPPLY AND DELIVERY OF A HALOGEN GAS EMISSION TESTER.

7.1 PURPOSE OF THIS DOCUMENT

Short description of the business being done, its context, and the reason for the project. Also describe the work that the SABS intends to do with the delivered product:

Halogen gas emission tester. The equipment is utilized in the testing of levels of halogen gas and acidity levels released by distribution cables when they burn. The test samples are burnt inside an enclosed furnace, and then gases are absorbed to determine the amounts produced. The test is often conducted on both low and medium voltage insulated distribution cables designed to emit low levels of smoke and no halogen under fire. Testing is done to establish whether the material used in cable construction contains enough low-smoke compounds and whether halogen risk is sufficiently mitigated.

The equipment is requested as part of a strategic plan for the laboratory to increase testing capability for electrical cables. It is therefore a strategic requisition to improve laboratory testing capability and thus reduce reliance on subcontracting, or witness testing, whilst also upskilling personnel within the laboratory.

7.2 APPLICABLE AND REFERENCE DOCUMENTS

It is advised that the OEM product specification manual be referenced to understand the technical requirements of the equipment.

The following standards are some of the applicable:
SANS / IEC 61034-1
SANS / IEC 61034-2
SANS / IEC 62930
SANS / IEC 1507-4
SANS / IEC 1507-5
SANS / IEC 1339
SANS / IEC 60754-2

7.3 REQUIREMENTS

Provide a set of specific requirements *to be satisfied* by the material, design, product, or service to be procured for this project:

No	Requirement	Detailed description
1.	The new equipment must be reliably and safely operable	**The halogen gas emission tester must have the following functional features.** • Equipment must be supplied of a single-phase (230V) source. • The equipment must be fitted with a synthetic air supply with visual control device. • The equipment must contain a furnace that can withstand up to 1000 degrees Celsius of heat. • Equipment must have the ability to measure pH levels and display them digitally. • The chamber must be fitted with safety valves for gas control. • The furnace must be fully enclosed with no means for access during the test
2.	Color of the unit	Preferably a standard light grey color.
3.	Elevation/ergonomics	Must preferably be designed to be operable at an elevation of no less than 600mm for ergonomic safety, or be handheld
4.	Details of test enclosure	The equipment shall comprise a cubic enclosure with inside dimensions of 3 000 mm ± 30 mm and constructed of a suitable material fixed onto a steel angle frame. One side shall have a door, with a glass inspection window. Transparent sealed windows (minimum size 100 mm × 100 mm) shall be provided on two opposite sides to permit the transmission of a beam of light from the horizontal photometric system. The distance from the floor to the center of these windows shall be 2 150 mm ± 100 mm (see Figure 1 for plan view). The walls of the enclosure shall include orifices at ground level (i.e. not greater than 100 mm above the level of the chamber floor) for the passage of cables, etc., and to permit the enclosure to be at atmospheric pressure. No orifice shall be directly behind the fire source or on the same wall. A minimum of two orifices shall be provided and the total area of the orifices open during the test shall be 50 cm2 ± 10 cm2. The ambient temperature outside the enclosure shall be 20 °C ± 10 °C and the enclosure shall not be directly exposed to sunlight or extreme climatic changes. A draught screen, 1 500 mm ± 50 mm long and 1 000 mm ± 50 mm high, shall be placed in the enclosure, at the position shown in Figure 1. It shall abut on the back wall (with a maximum gap of 10 mm) at a point 750 mm ± 25 mm from the side wall and shall be curved to intersect the center line of the enclosure at a point 1 400 mm ± 25 mm from the point of abutment.
5.	Photometric system	The photometric system is illustrated in Figure 2. The light source and the receiver shall be placed opposite each other externally, in the center of windows on two opposite walls of the cube, as shown in Figures 1 and 2.

No	Requirement	Detailed description
		The light beam shall traverse the cube through the glass windows in the side walls. The light source shall be a halogen lamp with a tungsten filament with a clear quartz bulb having the following characteristics: nominal power: 100 W. nominal voltage: 12 V d.c.; nominal luminous flux: 2 000 lm to 3 000 lm; nominal colour temperature: 2 800 K to 3 200 K The bulb shall be supplied with a voltage of 12,0 V ± 0,1 V (mean value). During the test, the voltage shall be stabilized to a range of ± 0,01 V (see A.2c) for additional guidance.) The lamp shall be mounted in a housing and the beam adjusted by a lens system to give an evenly illuminated circular area of 1,5 m ± 0,1 m diameter on the interior of the opposite wall. The receptor photocell shall be of the selenium or silicon type with a spectral response matching the International Commission on Illumination (CIE) photopic observer (equivalent to the human eye). The photocell shall be mounted at the end of a 150 mm ± 10 mm tube with a dust protection window at the other end. The inside of the tube shall be matt black to prevent reflections. The photocell shall be connected to a potentiometric recorder to produce a linearly proportional output. The cell shall be resistance-loaded to operate in its linear range and the input impedance of the recorder shall be at least 104 times greater than the load resistance of the cell which shall not exceed 100 Ω. The photometric system shall be energized before the blank test. When stability has been attained, the zero and full-scale reading of the recorder shall be adjusted for light on the detector corresponding to 0 % (absence of light) and 100 % luminous transmission.
6.	Standard fire source	The standard fire source shall be 1,00 l ± 0,01 l of alcohol having the following composition by volume: ethanol: 90 % ± 1 % methanol: 4 % ± 1 % water: 6 % ± 1 %. When a denaturing agent is added to the alcohol, it shall have no effect on the smoke emission of any cable under test. The alcohol shall be contained in a tray made from galvanized or stainless steel with jointed sealed edges, a trapezoidal trunk section and the following interior dimensions (see Figure 3): bottom: (210 ± 2) mm × (110 ± 2) mm; top: (240 ± 2) mm × (140 ± 2) mm; height: (80 ± 2) mm; thickness of tray: (1,0 ± 0,1) mm. The tray shall be supported at a height of 100 mm ± 10 mm from the floor on an open-sided framework to permit air circulation around and beneath the tray

No	Requirement	Detailed description
7.	Smoke mixing	To ensure uniform distribution of the smoke, a table-type fan shall be placed on the floor of the cube as shown in Figure 1, the fan axis being between 200 mm and 300 mm from the floor and the distance from the wall being 500 mm ± 50 mm. The fan shall have a blade sweep of 300 mm ± 60 mm and a flow rate of 7 m3/min to 15 m3/min. Air shall then be blown horizontally by the fan during the tests but the ignition source shall be protected by the screen as shown Suitable fans may be found by reference IEC 60879
8	Figures	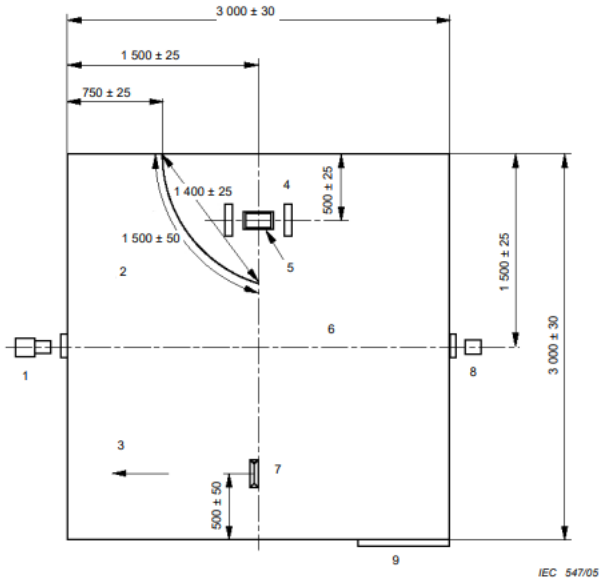 **Key** 1 light source 2 draught screen (height 1 000 ± 50) 3 direction of air flow from fan 4 cable support 5 alcohol tray 6 optical path height 2 150 ± 100 7 fan flow 7 m^3/min to 15 m^3/min 8 photocell 9 door **Figure 1 – Plan view of test chamber**

No	Requirement	Detailed description
		Dimensions in millimetres 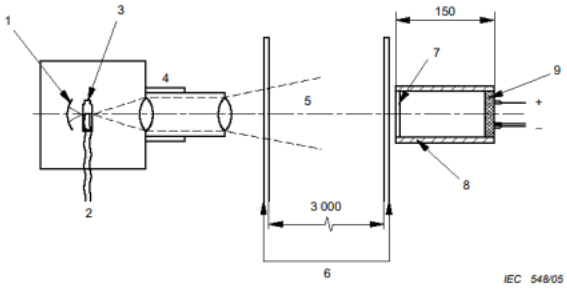 **Key** 1 reflector 2 voltage supply 12,0 V ± 0,1 V(stabilized range ± 0,01 V) 3 quartz/halogen bulb 4 lens system 5 light beam 6 windows of the cube 7 window for dust protection 8 tube, matt finished inside 9 photocell The light source and the photocell shall be physically isolated from the walls of the cube. The diameter of the cone of light on the opposite face from the source is approximately 1,5 m. **Figure 2 – Photometric system** *Dimensions in millimetres* 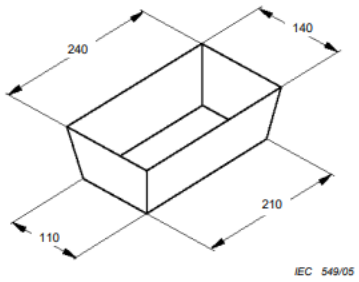 Height: 80 Thickness: 1 ± 0,1 Other tolerances: ±2 **Figure 3 – Metal tray**

No	Requirement	Detailed description
		Annex A (informative) **Guidance notes** **A.1 The chamber environment and ignition source** a) Early test chamber requirements included a specification for the walls to ensure that the heat loss was uniform, for example similar to 2 mm of steel. This has lost its significance now that the toluene verification procedure has been introduced. b) It is important to provide for pressure equalization and suitable arrangements should be made. c) Condensation at the lower end of the operating temperature range can cause anomalous results; for example, 15 °C is unacceptable, 18 °C is the minimum, and 20 °C (as specified) the safe minimum. d) The tray containing the toluene mixture should be raised above floor level to permit air circulation. e) The water content in the alcohol can significantly affect values of smoke production. Thus, for the calibration test it is important to take into account the water content in the ethanol to ensure that the percentage is within the defined limits, and to carry out the test within 2 h of mixing. f) The fan throughput should either be certified or checked by a suitable means, for example using an anemometer at the end of a tube having a diameter of the blade sweep and of sufficient length, i.e. 1,0 m. **A.2 Optical system** a) There is no reason to verify the output of the light source as the actual power plays no part in the accuracy of the test and the bulbs may be operated until failure; this is because all measurements of I_t are relative to the initial I_0. b) The effect of the colour temperature and the emissivity of the bulbs at various wavelengths are also minimal, particularly when the fact that the receptor is weighted for human eye response is considered. Loss of some intensity at the "blue" end or gain of intensity at the "red" end of the spectrum due to the normal ageing of these bulbs, is irrelevant because these wavelengths contribute very little when "weighted" by the receptor. c) The above effects also make the precision of the initial d.c. voltage applied across the bulb of little importance. Thus, if 12,1 V or 11,9 V is used instead of 12,0 V d.c. the effect is merely to change the absolute intensity and also to alter the colour temperature. These two effects, as stated above, have minimal effects on the results. The crucial feature of the voltage applied to the bulb is that it be kept stable to a very close tolerance. Thus, it is ideal to maintain the voltage at ±0,01 V for the duration of the test but it is largely irrelevant whether the absolute voltage is stablized at 11,9 V, 12,0 V or 12,1 V. d) The receptor cell is designed to operate well within its linear range. For example, the selenium cell Megatron MF45 [1] becomes non-linear at an output voltage of 40 mV. The actual output under the illumination conditions in the cube is about 3,5 mV. e) The use of standard neutral density filters is needed to determine that the relative response of the system stays in the same order on a month-by-month basis.

7.4 INSTALLATION

The supplier will install and commission the equipment in line with requirements from the laboratory standards.

7.5 COMMISSIONING

Specify who is responsible for the commissioning and any commissioning requirements.

The supplier.

Note: During commissioning the supplier shall demonstrate all material, design, product, or service functionality. This will be compared to the requirements described in this product specification. Compliance will be confirmed by both SABS and the supplier signing off against each requirement.

7.6 TRAINING

Specify the training requirements. (To include number of employees and what training modules i.e. operation of equipment, maintenance, etc.)

Training is required to operate the new equipment for up to 12 employees, including operation testing.

7.7 DOCUMENTATION

Specify the documentation required (data sheets, wiring diagrams, operation manuals, etc)

Instruction manual for the equipment, software and safety data sheet and compliance for gas installation

Note: SABS will evaluate each document. SABS can decide at its own discretion if any document is not sufficient. In such a case the supplier will be responsible to update the document to SABS satisfaction.

7.8 SERVICES TO BE SUPPLIED BY SABS.

The supplier is responsible for notifying SABS of any service that might be required for the installation, commissioning and operation of the equipment. This notification must be submitted together with the original quotation.

No services would be provided by SABS except if agreed upfront.

7.9 CONDITIONS

- Equipment is to be operated under room temperature conditions.

7.10 SELECTION CRITERIA

- Diversity in laboratory equipment make.
- Pricing and the acceptable quality
- Proven track record of similar projects
- After-sales service support

Note: General selection criteria
SABS will select the system most suited to the needs of- and conditions in the SABS test laboratory.

All requirements of this document must be met as a minimum requirement.

Proposals will further be rated based on:

- Ease of operation
- Flexibility of application
- Additional features that will aid the test process.
- Mechanical soundness of full system.
- Quality level of components
- Perceived overall design of the system.

8. Timelines

MILESTONES	DATE AND E-MAIL ADDRESS
Closing Date and Time **No late submissions will be accepted.**	**20 June 2024 at 11:00 am**
Method of submission.	**Responses should be submitted via email** **tintswalo.nyathi@sabs.co.za and** **procurement.request@sabs.co.za** **Maximum size 14 MB, Proposals/ Bids must be submitted on PDF Files (compressed zipped folder if necessary), Proposals/Bids submitted via a link and/or "we transfer" will not be accepted** ***It is the Bidder's responsibility to ensure that the quotation is received on time by SABS.*** **It is the Bidder's responsibility to ensure that the quotation is received on time by SABS.**

9. Quotation

The quotation should include but not limited to the following:

- Bidders to provide a detailed all-inclusive quotation to finalize the project.
- Bidders to include a detailed breakdown of the costing.
- Disbursement cost (if applicable)

10. Preference Points System

Only Bidders who submitted quotations as per scope of work will be evaluated further on 80/20 preference points system of 2022. (Pricing and Specific Goals)

11. Contact information.

All enquiries regarding this RFQ must be e-mailed/directed to **Tintswalo.nyathi@sabs.co.za** and **012 428 6179.** Bibbers must not contact any other SABS' personnel regarding this RFQ, as it may lead to the Bidder's disqualification. Also note that any canvassing by Bidders/Suppliers regarding this RFQ will result in disqualification.

12. Advance payment

The SABS will not make an upfront or advance payment to a successful Bidder. Payment will only be made in accordance to the delivery of service or goods that will be agreed upon by the SABS and the successful Bidder.

13. Responsibility for costs

Under no circumstances shall the SABS be responsible for any of the Bidder's costs associated with the preparation and/or submission of its quotation, including any costs incurred by the Bidder prior to the signature, by both parties, of an agreement resulting from a successful bid**.**

14. Bidder's contractual terms

The SABS will not be bound by any legal or contractual terms as may be included in the Bidder's quotation, in response to this RFQ.

BIDDER'S DISCLOSURE

1. PURPOSE OF THE FORM

Any person (natural or juristic) may make an offer or offers in terms of this invitation to bid. In line with the principles of transparency, accountability, impartiality, and ethics as enshrined in the Constitution of the Republic of South Africa and further expressed in various pieces of legislation, it is required for the bidder to make this declaration in respect of the details required hereunder.

Where a person/s are listed in the Register for Tender Defaulters and / or the List of Restricted Suppliers, that person will automatically be disqualified from the bid process.

2. Bidder's declaration

2.1 Is the bidder, or any of its directors / trustees / shareholders / members / partners or any person having a controlling interest1 in the enterprise,
employed by the state? **YES/NO**

2.1.1 If so, furnish particulars of the names, individual identity numbers, and, if applicable, state employee numbers of sole proprietor/ directors / trustees / shareholders / members/ partners or any person having a controlling interest in the enterprise, in table below.

Full Name	**Identity Number**	**Name of State institution**

2.2 Do you, or any person connected with the bidder, have a relationship with any person who is employed by the procuring institution? **YES/NO**

2.2.1 If so, furnish particulars:

……
……

2.3 Does the bidder or any of its directors / trustees / shareholders / members / partners or any person having a controlling interest in the enterprise have any interest in any other related enterprise whether or not they are bidding for this contract? **YES/NO**

2.3.1 If so, furnish particulars:

…….
…….

1 the power, by one person or a group of persons holding the majority of the equity of an enterprise, alternatively, the person/s having the deciding vote or power to influence or to direct the course and decisions of the enterprise.

3 DECLARATION

I, the undersigned, (name)……. in submitting the accompanying bid, do hereby make the following statements that I certify to be true and complete in every respect:

3.1 I have read and I understand the contents of this disclosure;

3.2 I understand that the accompanying bid will be disqualified if this disclosure is found not to be true and complete in every respect;

3.3 The bidder has arrived at the accompanying bid independently from, and without consultation, communication, agreement or arrangement with any competitor. However, communication between partners in a joint venture or consortium2 will not be construed as collusive bidding.

3.4 In addition, there have been no consultations, communications, agreements or arrangements with any competitor regarding the quality, quantity, specifications, prices, including methods, factors or formulas used to calculate prices, market allocation, the intention or decision to submit or not to submit the bid, bidding with the intention not to win the bid and conditions or delivery particulars of the products or services to which this bid invitation relates.

3.4 The terms of the accompanying bid have not been, and will not be, disclosed by the bidder, directly or indirectly, to any competitor, prior to the date and time of the official bid opening or of the awarding of the contract.

3.5 There have been no consultations, communications, agreements or arrangements made by the bidder with any official of the procuring institution in relation to this procurement process prior to and during the bidding process except to provide clarification on the bid submitted where so required by the institution; and the bidder was not involved in the drafting of the specifications or terms of reference for this bid.

3.6 I am aware that, in addition and without prejudice to any other remedy provided to combat any restrictive practices related to bids and contracts, bids that are suspicious will be reported to the Competition Commission for investigation and possible imposition of administrative penalties in terms of section 59 of the Competition Act No 89 of 1998 and or may be reported to the National Prosecuting Authority (NPA) for criminal investigation and or may be restricted from conducting business with the public sector for a period not exceeding ten (10) years in terms of the Prevention and Combating of Corrupt Activities Act No 12 of 2004 or any other applicable legislation.

I CERTIFY THAT THE INFORMATION FURNISHED IN PARAGRAPHS 1, 2 and 3 ABOVE IS CORRECT.
I ACCEPT THAT THE STATE MAY REJECT THE BID OR ACT AGAINST ME IN TERMS OF PARAGRAPH 6

OF PFMA SCM INSTRUCTION 03 OF 2022/22 ON PREVENTING AND COMBATING ABUSE IN THE

SUPPLY CHAIN MANAGEMENT SYSTEM SHOULD THIS DECLARATION PROVE TO BE FALSE.

……	……
Signature	Date
……	……
Position	Name of bidder

2 Joint venture or Consortium means an association of persons for the purpose of combining their expertise, property, capital, efforts, skill and knowledge in an activity for the execution of a contract.

NON-DISCLOSURE AGREEMENT:

THIS AGREEMENT is made

BETWEEN

The South African Bureau of Standards (SABS), an Public Entity that continues to exist in terms of section 3 of the Standards Act 2008, whose principle place of business is at 1 Dr Lategan Road, Groenkloof, Pretoria, 0001, South Africa.

AND _____("the Supplier") whose registered office is at _____

_____

(Hereinafter referred to as the "parties")

WHEREAS in the course of discussions and/or negotiations with the South African Bureau of Standards, the Supplier has received or may receive in future information relating to (**RFQ 201390)** to South Africa to the South African Bureau of Standards and other related information hereinafter referred to as "Confidential Information".

In consideration of the Supplier to-which the South African Bureau of Standards or any person affiliated with it, including its subsidiary, agent, representative(s) or such related entity may provide Confidential Information in connection with such discussions and/or negotiations to. Therefore the parties wish to agree as follows:

1. The Supplier will maintain strictly secret and confidential all information relayed or transmitted to it in any manner or form and will not divulge any part of the Confidential Information directly or indirectly to any person, firm or entity (other than such of its employees who have a need to know the Confidential Information for the purposes of fulfilling the Supplier's obligation to the South African Bureau of Standards.

2. The Supplier shall not make copies of the Confidential Information or otherwise disseminate any of the Confidential Information (except as may be required to fulfil specific obligations towards South African Bureau of Standards) without South African Bureau of Standards express prior written consent.

4. This agreement applies to information whether or not such information is marked as or appears to be confidential and whether or not such information is of commercial use to South African Bureau of Standards or any other party.

5. This agreement shall not apply to information which:-

(a) the Supplier can show had been lawfully received by it prior to disclosure under this agreement.

(b) is in the public domain or becomes so otherwise than through breach of this agreement;

(c) was disclosed to the Supplier by a third party who was under no obligation of confidence in respect thereof;

5. The South African Bureau of Standards retains ownership of Intellectual property rights on all material and processes relating to the service provided for and on its behalf by the supplier.

6. The Supplier shall observe its obligations under this agreement until expiry of a period of 12 months from the date of signature.

IN WITNESS WHEREOF the parties hereto have executed this agreement in duplicate.

Signed at…….. on this……day of ……2024

On behalf of the South African Bureau of Standards ……. (signature) **Tintswalo Nyathi**

Witness 1. ……..

Witness 2. ……..

Signed at…….. on this……day of ……2024

Signed on behalf of the Supplier, duly authorised thereto..... (signature)

..... (name) ..... (title)

Witness 1. ……..

Witness 2. …….

PREFERENCE POINTS CLAIM FORM IN TERMS OF THE PREFERENTIAL PROCUREMENT REGULATIONS 2022

This preference form must form part of all tenders invited. It contains general information and serves as a claim form for preference points for specific goals.

NB: BEFORE COMPLETING THIS FORM, TENDERERS MUST STUDY THE GENERAL CONDITIONS, DEFINITIONS AND DIRECTIVES APPLICABLE IN RESPECT OF THE TENDER AND PREFERENTIAL PROCUREMENT REGULATIONS, 2022

---

1. GENERAL CONDITIONS

1.1 The following preference point systems are applicable to invitations to tender:

- the 80/20 system for requirements with a Rand value of up to R50 000 000 (all applicable taxes included); and
- the 90/10 system for requirements with a Rand value above R50 000 000 (all applicable taxes included).

1.2 **To be completed by the organ of state**

a) The applicable preference point system for this tender is the 80/20 preference point system.

1.3 Points for this tender (even in the case of a tender for income-generating contracts) shall be awarded for:

(a) Price; and

(b) Specific Goals.

1.4 **To be completed by the organ of state:**

The maximum points for this tender are allocated as follows:

	POINTS
PRICE	80
SPECIFIC GOALS	20
Total points for Price and SPECIFIC GOALS	**100**

1.5 Failure on the part of a tenderer to submit proof or documentation required in terms of this tender to claim points for specific goals with the tender, will be interpreted to mean that preference points for specific goals are not claimed.

1.6 The organ of state reserves the right to require of a tenderer, either before a tender is adjudicated or at any time subsequently, to substantiate any claim in regard to preferences, in any manner required by the organ of state.

2. DEFINITIONS

(a) **"tender"** means a written offer in the form determined by an organ of state in response to an invitation to provide goods or services through price quotations, competitive tendering process or any other method envisaged in legislation;

(b) **"price"** means an amount of money tendered for goods or services, and includes all applicable taxes less all unconditional discounts;

(c) **"rand value"** means the total estimated value of a contract in Rand, calculated at the time of bid invitation, and includes all applicable taxes;

(d) **"tender for income-generating contracts"** means a written offer in the form determined by an organ of state in response to an invitation for the origination of income-generating contracts through any method envisaged in legislation that will result in a legal agreement between the organ of state and a third party that produces revenue for the organ of state, and includes, but is not limited to, leasing and disposal of assets and concession contracts, excluding direct sales and disposal of assets through public auctions; and

(e) **"the Act"** means the Preferential Procurement Policy Framework Act, 2000 (Act No. 5 of 2000).

3. FORMULAE FOR PROCUREMENT OF GOODS AND SERVICES

3.1. POINTS AWARDED FOR PRICE

3.1.1 THE 80/20 OR 90/10 PREFERENCE POINT SYSTEMS

A maximum of 80 or 90 points is allocated for price on the following basis:

80/20 **or** **90/10**

$$Ps = 80\left(1 - \frac{Pt - P\,min}{P\,min}\right) \quad \text{or} \quad Ps = 90\left(1 - \frac{Pt - P\,min}{P\,min}\right)$$

Where

Ps = Points scored for price of tender under consideration

Pt = Price of tender under consideration

Pmin = Price of lowest acceptable tender

3.2. FORMULAE FOR DISPOSAL OR LEASING OF STATE ASSETS AND INCOME GENERATING PROCUREMENT

3.2.1. POINTS AWARDED FOR PRICE

A maximum of 80 or 90 points is allocated for price on the following basis:

80/20 **or** **90/10**

$$Ps = 80\left(1 + \frac{Pt - P\,max}{P\,max}\right) \quad \text{or} \quad Ps = 90\left(1 + \frac{Pt - P\,max}{Pmax}\right)$$

Where

Ps = Points scored for price of tender under consideration

Pt = Price of tender under consideration

Pmax = Price of highest acceptable tender

4. POINTS AWARDED FOR SPECIFIC GOALS

4.1. In terms of Regulation 4(2); 5(2); 6(2) and 7(2) of the Preferential Procurement Regulations, preference points must be awarded for specific goals stated in the tender. For the purposes of this tender the tenderer will be allocated points based on the goals stated in table 1 below as may be supported by proof/ documentation stated in the conditions of this tender:

4.2. In cases where organs of state intend to use Regulation 3(2) of the Regulations, which states that, if it is unclear whether the 80/20 or 90/10 preference point system applies, an organ of state must, in the tender documents, stipulate in the case of—

(a) an invitation for tender for income-generating contracts, that either the 80/20 or 90/10 preference point system will apply and that the highest acceptable tender will be used to determine the applicable preference point system; or

(b) any other invitation for tender, that either the 80/20 or 90/10 preference point system will apply and that the lowest acceptable tender will be used to determine the applicable preference point system,

then the organ of state must indicate the points allocated for specific goals for both the 90/10 and 80/20 preference point system.

Table 1: Specific goals for the tender and points claimed are indicated per the table below.

(Note to organs of state: Where either the 90/10 or 80/20 preference point system is applicable, corresponding points must also be indicated as such.

Note to tenderers: The tenderer must indicate how they claim points for each preference point system.)

Specific Goal	The specific goals allocated points in terms of this tender	Number of points allocated (90/10 system) (To be completed by the organ of state)	Number of points allocated (80/20 system) (To be completed by the organ of state)	Number of points claimed (90/10 system) (To be completed by the tenderer)	Number of points claimed (80/20 system) (To be completed by the tenderer)
Persons historically disadvantaged on the basis of race	100% black ownership		10		
	75% - 99% black ownership		8		
	60% - 74% black ownership		6		
	51% - 59% black ownership		4		
	0% - 25% black ownership		2		
	0% black ownership		0		

Persons historically disadvantaged on the basis of gender	100% black women ownership		6		
	51% - 99% black women ownership		4		
	30% - 50% black women ownership		2		
	0% black women ownership		0		
Persons historically disadvantaged on the basis of disability	100% owned by persons living with disabilities		4		
	51% - 99% owned by persons living with disabilities		2		
	0% - 50% owned by persons living with disabilities		0		

DECLARATION WITH REGARD TO COMPANY/FIRM

4.3. Name of company/firm…….

4.4. company registration number: ……...

4.5. TYPE OF COMPANY/ FIRM

- ☐ Partnership/Joint Venture / Consortium
- ☐ One-person business/sole propriety
- ☐ Close corporation
- ☐ Public Company
- ☐ Personal Liability Company
- ☐ (Pty) Limited
- ☐ Non-Profit Company
- ☐ State Owned Company

[TICK APPLICABLE BOX]

4.6. I, the undersigned, who is duly authorised to do so on behalf of the company/firm, certify that the points claimed, based on the specific goals as advised in the tender, qualifies the company/ firm for the preference(s) shown and I acknowledge that:

i) The information furnished is true and correct;

ii) The preference points claimed are in accordance with the General Conditions as indicated in paragraph 1 of this form;

iii) In the event of a contract being awarded as a result of points claimed as shown in paragraphs 1.4 and 4.2, the contractor may be required to furnish documentary proof to the satisfaction of the organ of state that the claims are correct;

iv) If the specific goals have been claimed or obtained on a fraudulent basis or any of the

conditions of contract have not been fulfilled, the organ of state may, in addition to any other remedy it may have –

(a) disqualify the person from the tendering process;

(b) recover costs, losses or damages it has incurred or suffered as a result of that person's conduct;

(c) cancel the contract and claim any damages which it has suffered as a result of having to make less favourable arrangements due to such cancellation;

(d) recommend that the tenderer or contractor, its shareholders and directors, or only the shareholders and directors who acted on a fraudulent basis, be restricted from obtaining business from any organ of state for a period not exceeding 10 years, after the *audi alteram partem* (hear the other side) rule has been applied; and

(e) forward the matter for criminal prosecution, if deemed necessary

……
SIGNATURE(S) OF TENDERER(S)

SURNAME AND NAME: ……
DATE: ……

ADDRESS: ……

……

……
……