ANNEXURE D - DRAWINGS

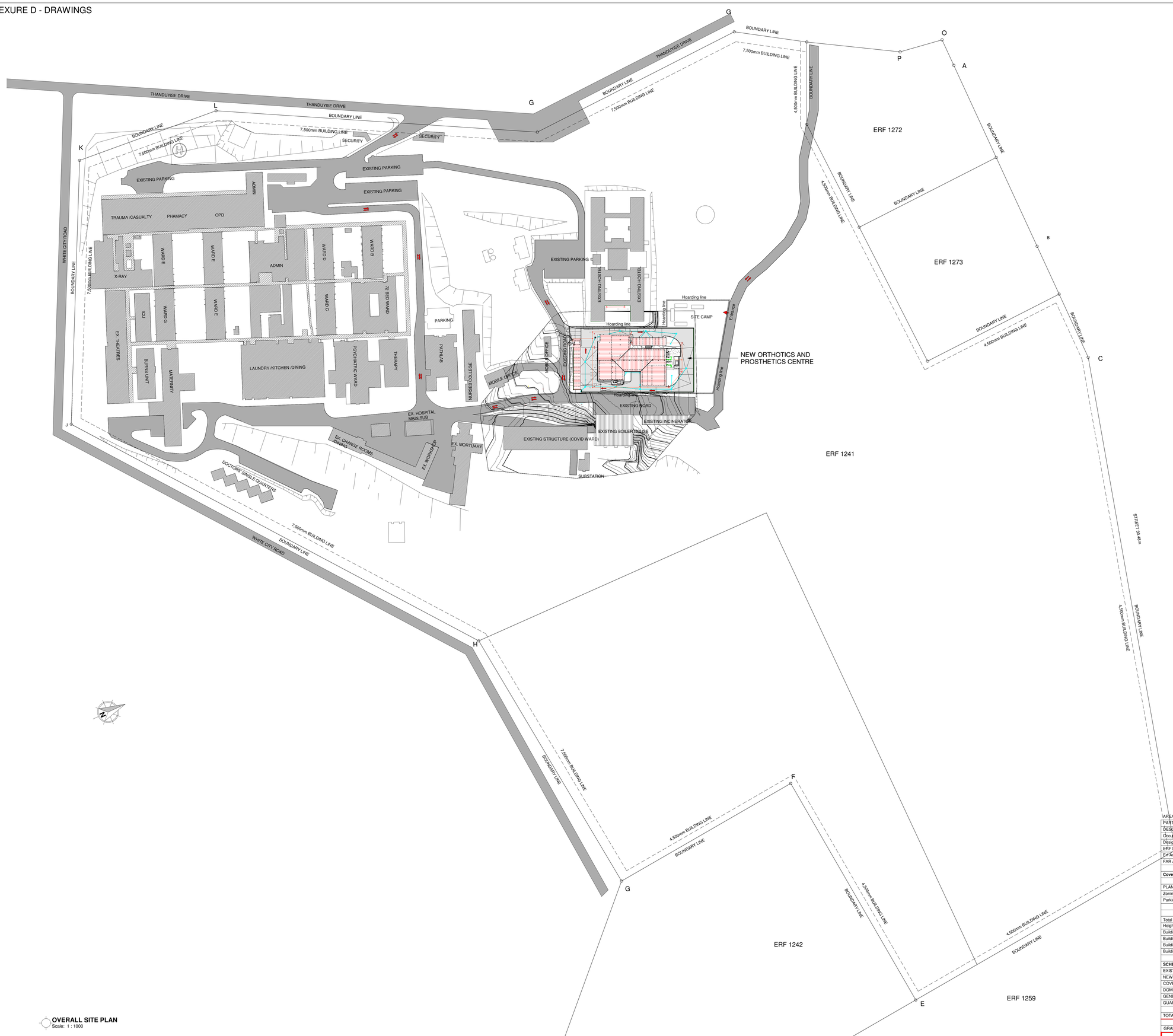

OVERALL SITE PLAN
Scale: 1 : 1000

AREA SCHEDULE

PART A: GENERAL PRINCIPAL REQUIREMENTS		
DESCRIPTION	CONTROL	RESPONSE /NEW
Occupancy as per Part 1 Table 1	E2	E2
Design Population	1 per 15m²	1 per 15m²
ERF Number	A1241	
Erf Area	**398 933m²**	
FAR Allowed	**3**	.08
Coverage Allowed	**75%** (299 199.75m²)	**8.2%** (32 530.662m²)
PLANNING RESTRICTIONS		
Zoning	Hospital	Hospital
Parking Requirement	1 Bay 15m² (Workshop)	35 bays (487m²)
	1 Bay /Bed	6 bays
	1 Bay 30m² (Office)	9 bays (254m²)
Total Parking provided		**50 bays**
Height	-	-
Building Line Street	7.5m	7.5m
Building Line Rear	4.5m	4.5m
Building Line Side	4.5m	4.5m
Building Line Side	4.5m	4.5m
	EXISTING AREAS	**NEW AREAS**
SCHEDULE OF AREAS		
EXISTING BUILDINGS	31 103.91m²	
NEW BUILDING		1283.495m²
COVERED ENTRANCE		44.120m²
DOMESTIC WASTE OUTBUILDING		41.233m²
GENERATOR ROOM & GAS STORAGE		82.048m²
GUARDHOUSE		15.856m²
TOTAL COVERAGE	31 103.91m²	**1426.752m²**
GRAND TOTAL - (COVERAGE)	31 103.91+1426.752m²	32 530.662m²
		8.2% (32 530.662m²)

SANITARY FITTINGS

	Toilet	Bidet	UR	Whb	Sink	Bath	SH	Gey	Heat p	H-Boil
MAIN BUILDING	12		3	21	1	-	4	5	3	
GUARDHOUSE	1			1	1		-			
TOTAL	13			22	2	-	4	5	3	

No.	Date	Amendment	Issued to

GENERAL NOTES

1. All drawings to read to be read in conjunction with Engineers Drawings
2. Contractor to report any discrepancies or contradiction to the architect immediately.
3. No drawings are to be scaled.
4. All brickwork is to be set out using a profile marked at 85 mm c/c & 128 mm c/c for maxi bricks
5. The contractor must have a full set of dwg's on site during construction.
6. All dimensions as indicated on plan are to be set out on a level horizontal plane.
7. The contractor is to build in SABS approved DPC's whether or not these are shown on drawings, to all external walls at each floor, beam or parapet level and to all windows, doors, grilles or other openings in external

SANS 10400 NOTES:

1. All work to comply with SANS 10400 standards and specifications
2. Structural design to Engineer's specification and complies with parts H, J, K, L, M or N of SANS 10400
3. All dimensions of rooms and spaces to comply with SANS 10400-C
4. All sanitary facilities comply with SANS 10400-F
5. All roof gutters and down pipes to comply with SANS 10400- R
6. All glazing to comply with part N of SANS 10400
7. Safety glass to be used within 300mm of FFL to comply with SANS 10400-N regulations
8. All drainage subject to an agreement certificate and to comply with SANS 10400-P
9. All disposal of storm water to comply with SANS 10400-R
10. Facilities for disabled persons are provided and are in accordance to SANS 10400-S

WIMS number: 070638
page type: A0

HEALTH DEPARTMENT SIGNATURES

FACILITY	
FACILITY CEO	
FACILITY MANAGER	
DISTRICT MANAGER	
DOH PROJECT LEADER	
Checked by (Professional Consultant)	
Name	
	2022/10/27 15:24:33
Signature	Date

consultant
15 The Boulevard
Westway Office Park,
Westville,
Durban, 3630
Tel. 031 266 0444
email. george@ukuza.co.za

UKUZA CONSULTING (PTY) LTD

ARCHITECTURE

public works
Department:
Public Works
PROVINCE OF KWAZULU-NATAL

health
Department:
Health
PROVINCE OF KWAZULU-NATAL

Project
PROPOSED NEW ORTHOTIC AND PROSTHETICS CENTRE ON THANDUYISE DRIVE, ERF 1241, NGWELEZANE HOSPITAL, NGWELEZANE A, EMPANGENI, KWAZULU NATAL PROVINCE

Drawing title
OVERALL SITE PLAN

Project Stage
070638 - STAGE 4 TENDER

Drawn	gck	Date	2022/10/27 15:24:33
scale	1 : 1000		

drawing number
070638 DOH - A- 1001 - 0

Drawing Number ID

070638 = WIMS no
DOH = Department
A = Consultant Discipline
0000 = Drawing No
0 = Revision No

ANNEXURE D - DRAWINGS

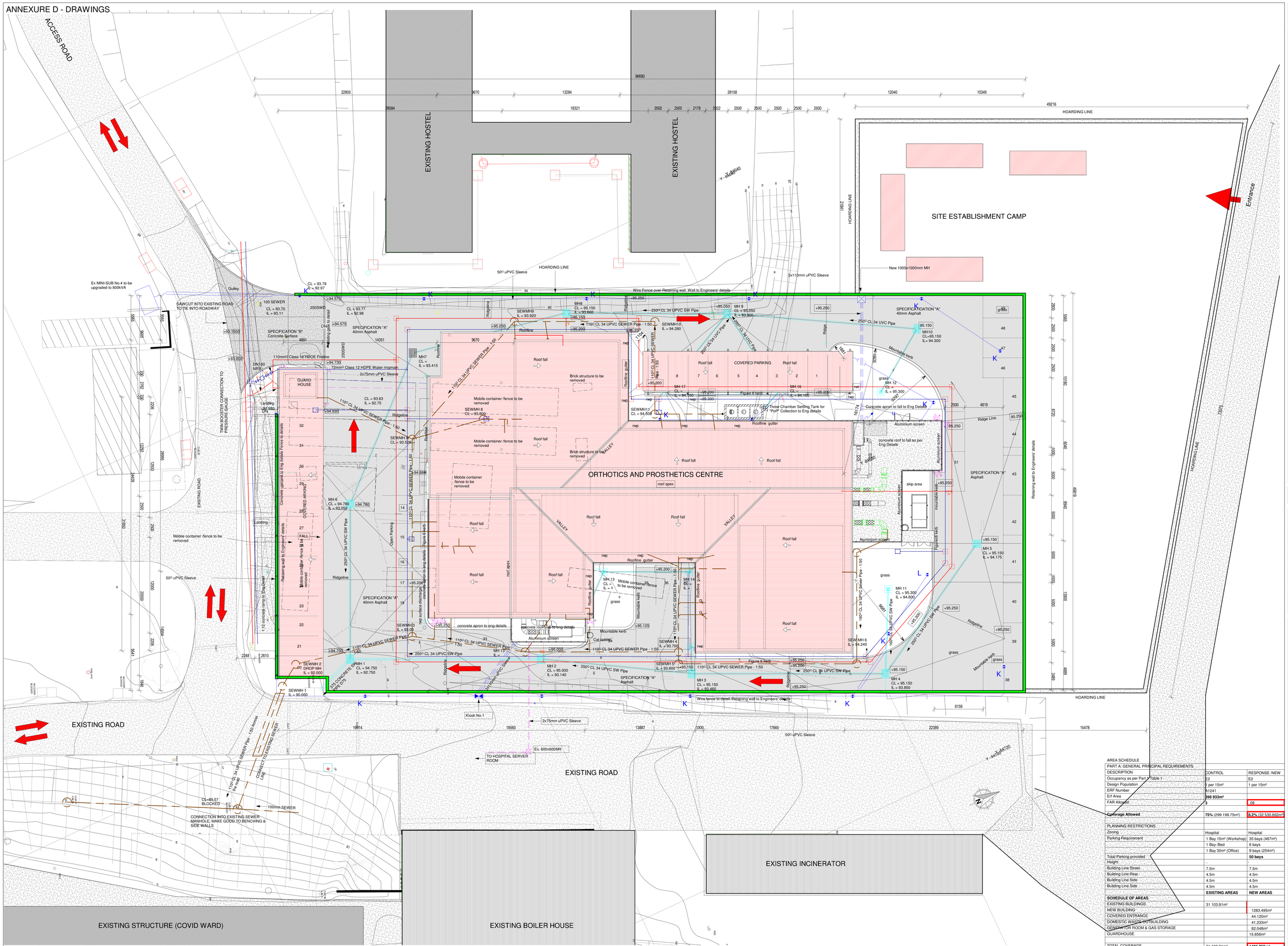

SITE PLAN
Scale: 1 : 150

AREA SCHEDULE

PART A: GENERAL PRINCIPAL REQUIREMENTS		
DESCRIPTION	CONTROL	RESPONSE /NEW
Occupancy as per Part T Table 1	E2	E2
Design Population	1 per 15m²	1 per 15m²
ERF Number	A1241	
Erf Area	**398 933m²**	
FAR Allowed	**3**	.08
Coverage Allowed	**75%** (299 199.75m²)	**8.2%** (32 530.662m²)
PLANNING RESTRICTIONS:		
Zoning	Hospital	Hospital
Parking Requirement	1 Bay 15m² (Workshop)	35 bays (487m²)
	1 Bay /Bed	6 bays
	1 Bay 30m² (Office)	9 bays (254m²)
Total Parking provided		**50 bays**
Height:	-	
Building Line Street:	7.5m	7.5m
Building Line Rear:	4.5m	4.5m
Building Line Side:	4.5m	4.5m
Building Line Side:	4.5m	4.5m
	EXISTING AREAS	**NEW AREAS**
SCHEDULE OF AREAS		
EXISTING BUILDINGS:	31 103.91m²	
NEW BUILDING		1283.495m²
COVERED ENTRANCE		44.120m²
DOMESTIC WASTE OUTBUILDING		41.233m²
GENERATOR ROOM & GAS STORAGE		82.048m²
GUARDHOUSE		15.856m²
TOTAL COVERAGE	31 103.91m²	**1426.752m²**
GRAND TOTAL - (COVERAGE)	31 103.91+1426.752m²	32 530.662m²
		8.2% (32 530.662m²

SANITARY FITTINGS

	Toilet	Bidet	UR	Whb	Sink	Bath	SH	Gey	Heat p	H-Boil
MAIN BUILDING	12		3	21	1	-	4	5	3	
GUARDHOUSE	1			1	1		-			
TOTAL	13			22	2	-	4	5	3	

No.	Date	Amendment	Issued to

GENERAL NOTES

1. All drawings to read to be read in conjunction with Engineers Drawings
2. Contractor to report any discrepancies or contradiction to the architect immediately.
3. No drawings are to be scaled.
4. All brickwork is to be set out using a profile marked at 85 mm c/c & 128 mm c/c for maxi bricks
5. The contractor must have a full set of dwg's on site during construction.
6. All dimensions as indicated on plan are to be set out on a level horizontal plane.
7. The contractor is to build in SABS approved DPC's whether or not these are shown on drawings, to all external walls at each floor, beam or parapet level and to all windows, doors, grilles or other openings in external

SANS 10400 NOTES:

1. All work to comply with SANS 10400 standards and specifications
2. Structural design to Engineer's specification and complies with parts H, J, K, L, M or N of SANS 10400
3. All dimensions of rooms and spaces to comply with SANS 10400-C
4. All sanitary facilities comply with SANS 10400-F
5. All roof gutters and down pipes to comply with SANS 10400- R
6. All glazing to comply with part N of SANS 10400
7. Safety glass to be used within 300mm of FFL to comply with SANS 10400-N regulations
8. All drainage subject to an agreement certificate and to comply with SANS 10400-P
9. All disposal of storm water to comply with SANS 10400-R
10. Facilities for disabled persons are provided and are in accordance to SANS 10400-S

SERVICES KEY

- Electrical sleeves
- Fire-water line
- Domestic-Water line
- Stormwater line
- Sewer line

WIMS number: 070638
page type: A0

HEALTH DEPARTMENT SIGNATURES

FACILITY	
FACILITY CEO	
FACILITY MANAGER	
DISTRICT MANAGER	
DOH PROJECT LEADER	

Checked by (Professional Consultant)

Name

2022/10/27 15:24:37

Signature | Date

consultant
15 The Boulevard
Westway Office Park,
Westville,
Durban, 3630
Tel. 031 265 0444
email. george@ukuza.co.za

UKUZA CONSULTING (PTY) LTD

ARCHITECTURE

public works
Department:
Public Works
PROVINCE OF KWAZULU-NATAL

health
Department:
Health
PROVINCE OF KWAZULU-NATAL

Project

PROPOSED NEW ORTHOTIC AND PROSTHETICS CENTRE ON THANDUYISE DRIVE, ERF 1241, NGWELEZANE HOSPITAL, NGWELEZANE A, EMPANGENI, KWAZULU NATAL PROVINCE

Drawing title

SITE PLAN

Project Stage
070638 - STAGE 4 TENDER

Drawn: gck
Date: 2022/10/27 15:24:37
scale: 1 : 150
drawing number: 070638 DOH - A- 1002 - 0

Drawing Number ID

070638	= WIMS no
DOH	= Department
A	= Consultant Discipline
0000	= Drawing No
0	= Revision No

ANNEXURE D - DRAWINGS

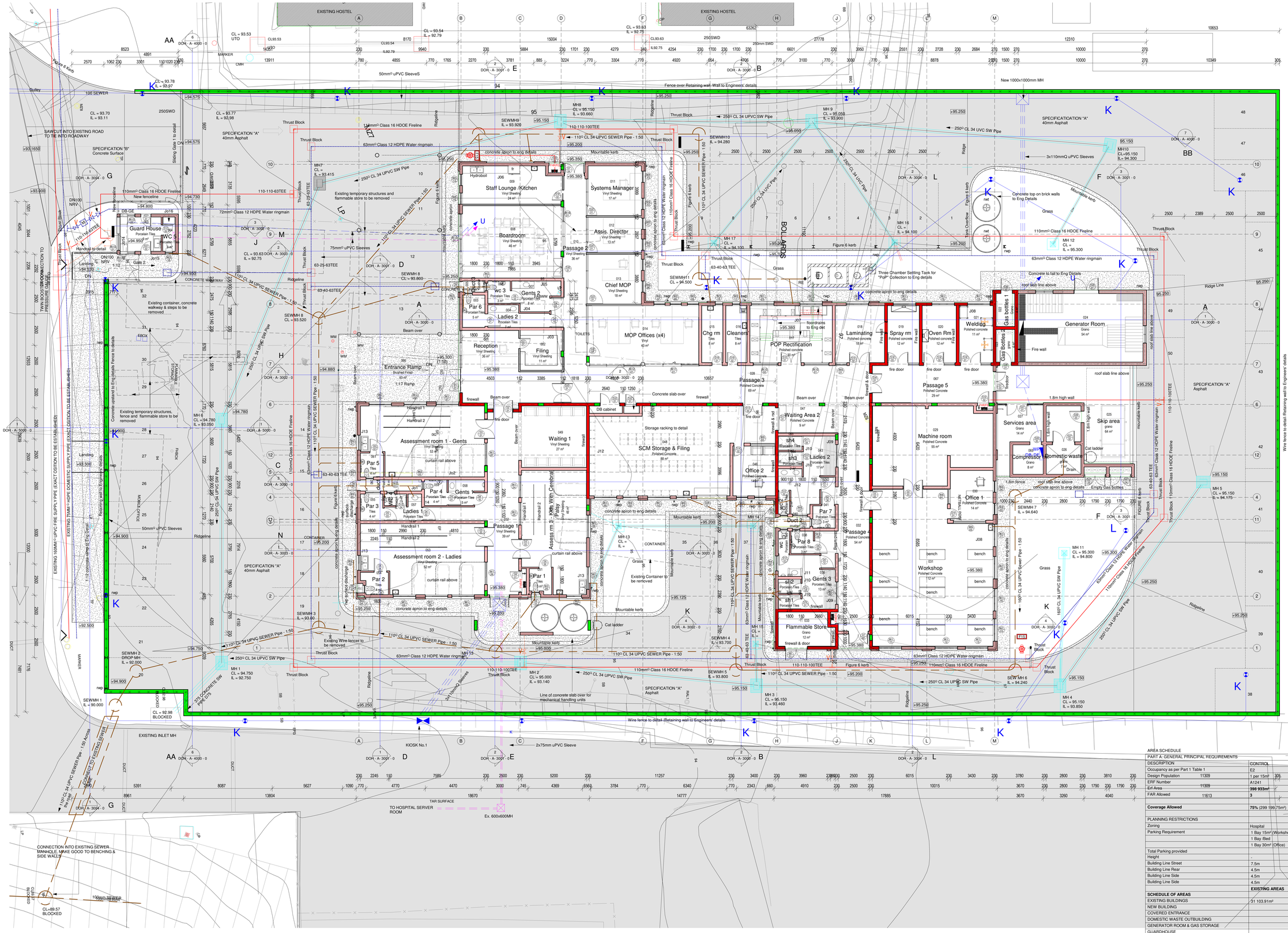

GROUND STOREY PLAN
Scale: 1 : 100

No.	Date	Amendment	Issued to

GENERAL NOTES

1. All drawings to read to be read in conjunction with Engineers Drawings
2. Contractor to report any discrepancies or contradiction to the architect immediately.
3. No drawings are to be scaled.
4. All brickwork is to be set out using a profile marked at 85 mm c/c & 128 mm c/c for maxi bricks
5. The contractor must have a full set of dwg's on site during construction.
6. All dimensions as indicated on plan are to be set out on a level horizontal plane.
7. The contractor is to build in SABS approved DPC's whether or not these are shown on drawings, to all external walls at each floor, beam or parapet level and to all windows, doors, grilles or other openings in external

SANS 10400 NOTES:

1. All work to comply with SANS 10400 standards and specifications
2. Structural design to Engineer's specification and complies with parts H, J, K, L, M or N of SANS 10400
3. All dimensions of rooms and spaces to comply with SANS 10400-C
4. All sanitary facilities comply with SANS 10400-F
5. All roof gutters and down pipes to comply with SANS 10400- R
6. All glazing to comply with part N of SANS 10400
7. Safety glass to be used within 300mm of FFL to comply with SANS 10400-N regulations
8. All drainage subject to an agreement certificate and to comply with SANS 10400-P
9. All disposal of storm water to comply with SANS 10400-R
10. Facilities for disabled persons are provided and are in accordance to SANS 10400-S

SERVICES KEY

- Electrical sleeves
- Fire-water line
- Domestic-Water line
- Stormwater line
- Sewer line

AREA SCHEDULE

PART A: GENERAL PRINCIPAL REQUIREMENTS			
DESCRIPTION		CONTROL	RESPONSE /NEW
Occupancy as per Part 1 Table 1		E2	E2
Design Population	11309	1 per 15m² 305	1 per 15m²
ERF Number		A1241	
Erf Area	11309	**390 933m²**	–
FAR Allowed	11613	**3**	.08
Coverage Allowed		**75%** (299 199 75m²)	**8.2%** (32 530.662m²)
PLANNING RESTRICTIONS			
Zoning		Hospital	Hospital
Parking Requirement		1 Bay 15m² (Workshop)	35 bays (487m²)
		1 Bay /Bed	6 bays
		1 Bay 30m² (Office)	9 bays (254m²)
Total Parking provided			**50 bays**
Height		-	-
Building Line Street		7.5m	7.5m
Building Line Rear		4.5m	4.5m
Building Line Side		4.5m	4.5m
Building Line Side		4.5m	4.5m
		EXISTING AREAS	**NEW AREAS**
SCHEDULE OF AREAS			
EXISTING BUILDINGS		31 103.91m²	
NEW BUILDING			1283.495m²
COVERED ENTRANCE			44.120m²
DOMESTIC WASTE OUTBUILDING			41.233m²
GENERATOR ROOM & GAS STORAGE			82.048m²
GUARDHOUSE			15.856m²
TOTAL COVERAGE		31 103.91m²	**1426.752m²**
GRAND TOTAL - (COVERAGE)		31 103.91+1426.752m²	32 530.662m²
			8.2% (32 530.662m²)

SANITARY FITTINGS

	Toilet	Bidet	UR	Whb	Sink	Bath	SH	Grey	Heat p	H-Boil
MAIN BUILDING	12		3	21	1	-	4	5	3	
GUARDHOUSE	1			1	1					
TOTAL	13			22	2	-	4	5	3	

WMS number	page type
070638	A0

HEALTH DEPARTMENT SIGNATURES

FACILITY	
FACILITY CEO	
FACILITY MANAGER	
DISTRICT MANAGER	
DOH PROJECT LEADER	

Checked by (Professional Consultant)

Name

2022/10/27 15:24:51

Signature | Date

consultant
15 The Boulevard
Westway Office Park,
Westville,
Durban, 3630
Tel.031 265 0444
email. george@ukuza.co.za

UKUZA CONSULTING (PTY) LTD

ARCHITECTURE

public works
Department:
Public Works
PROVINCE OF KWAZULU-NATAL

health
Department:
Health
PROVINCE OF KWAZULU-NATAL

Project
PROPOSED NEW ORTHOTIC AND PROSTHETICS CENTRE ON THANDUYISE DRIVE, ERF 1241, NGWELEZANE HOSPITAL, NGWELEZANE A, EMPANGENI, KWAZULU NATAL PROVINCE

Drawing title
GROUND STOREY PLAN

Project Stage
070638 - STAGE 4:TENDER

Drawn gck | Date 2022/10/27 15:24:51
scale 1 : 100
drawing number
070638 DOH - A- 2000 - 0

Drawing Number ID

070638 = WIMS no
DOH = Department
A = Consultant Discipline
0000 = Drawing No
0 = Revision No

ANNEXURE D - DRAWINGS

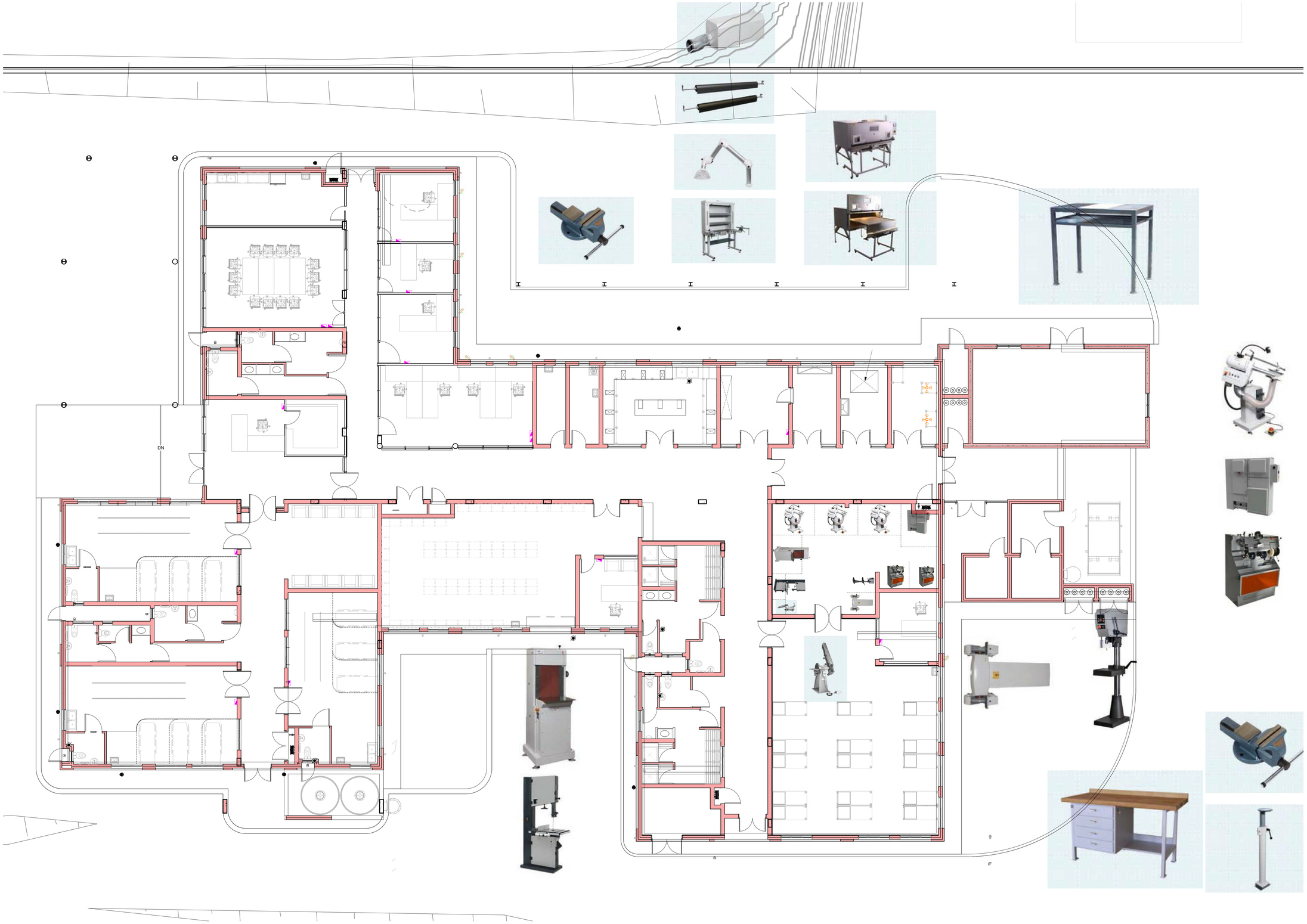

GROUND STOREY PLAN - MACHINE LAYOUT
Scale: 1 : 75

No.	Date	Amendment	Issued to

GENERAL NOTES

1. All drawings to read to be read in conjunction with Engineers Drawings
2. Contractor to report any discrepancies or contradiction to the architect immediately.
3. No drawings are to be scaled.
4. All brickwork is to be set out using a profile marked at 85 mm c/c & 128 mm c/c for maxi bricks
5. The contractor must have a full set of dwg's on site during construction.
6. All dimensions as indicated on plan are to be set out on a level horizontal plane.
7. The contractor is to build in SABS approved DPC's whether or not these are shown on drawings, to all external walls at each floor, beam or parapet level and to all windows, doors, grilles or other openings in external

SANS 10400 NOTES:

1. All work to comply with SANS 10400 standards and specifications
2. Structural design to Engineer's specification and complies with parts H, J, K, L, M or N of SANS 10400
3. All dimensions of rooms and spaces to comply with SANS 10400-C
4. All sanitary facilities comply with SANS 10400-F
5. All roof gutters and down pipes to comply with SANS 10400- R
6. All glazing to comply with part N of SANS 10400
7. Safety glass to be used within 300mm of FFL to comply with SANS 10400-N regulations
8. All drainage subject to an agreement certificate and to comply with SANS 10400-P
9. All disposal of storm water to comply with SANS 10400-R
10. Facilities for disabled persons are provided and are in accordance to SANS 10400-S

WIMS number: 070638
page type: A0

HEALTH DEPARTMENT SIGNATURES		
FACILITY		
FACILITY CEO		
FACILITY MANAGER		
DISTRICT MANAGER		
DOH PROJECT LEADER		
Checked by (Professional Consultant)		
Name		
	2022/10/27 15:24:53	
Signature		Date

consultant
15 The Boulevard
Westway Office Park,
Westville,
Durban, 3630
Tel. 031 265 0444
email. george@ukuza.co.za

UKUZA CONSULTING (PTY) LTD

ARCHITECTURE

public works
Department:
Public Works
PROVINCE OF KWAZULU-NATAL

health
Department:
Health
PROVINCE OF KWAZULU-NATAL

Project
PROPOSED NEW ORTHOTIC AND PROSTHETICS CENTRE ON THANDUYISE DRIVE, ERF 1241, NGWELEZANE HOSPITAL, NGWELEZANE A, EMPANGENI, KWAZULU NATAL PROVINCE

Drawing title
GROUND STOREY PLAN - MACHINE LAYOUT

Project Stage
070638 - STAGE 4:TENDER

Drawn	gck	Date
scale 1 : 75		2022/10/27 15:24:53

drawing number
070638 DOH - A- 2001 - 0

Drawing Number ID

070638	= WIMS no
DOH	= Department
A	= Consultant Discipline
0000	= Drawing No
0	= Revision No

ANNEXURE D - DRAWINGS

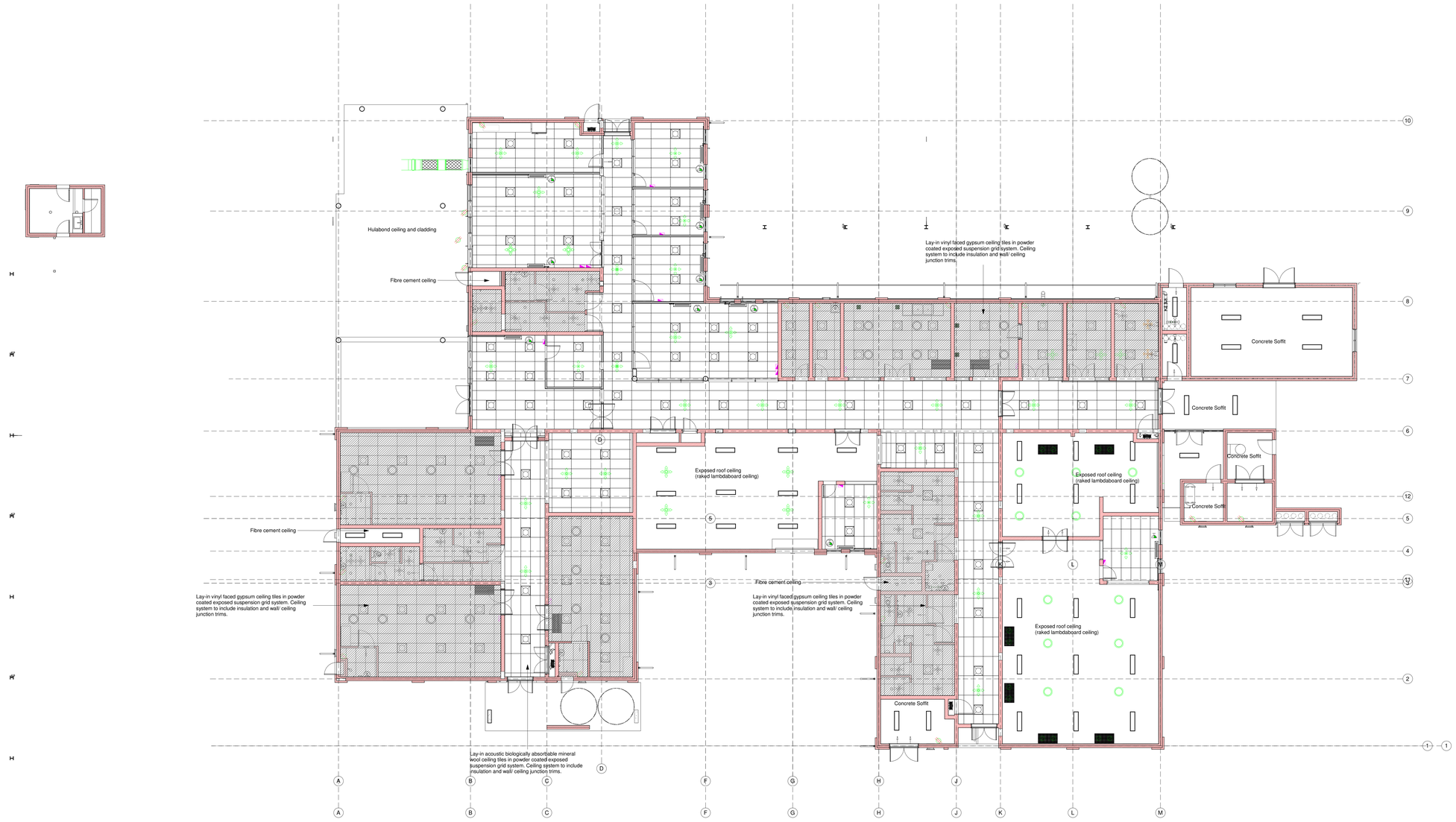

GROUND STOREY - CEILING PLAN
Scale 1:100

No.	Date	Amendment	Issued to

GENERAL NOTES

1. All drawings to read to be read in conjunction with Engineers Drawings
2. Contractor to report any discrepancies or contradiction to the architect immediately.
3. No drawings are to be scaled.
4. All brickwork is to be set out using a profile marked at 85 mm c/c & 128 mm c/c for maxi bricks
5. The contractor must have a full set of dwg's on site during construction.
6. All dimensions as indicated on plan are to be set out on a level horizontal plane.
7. The contractor is to build in SABS approved DPC's whether or not these are shown on drawings, to all external walls at each floor, beam or parapet level and to all windows, doors, grilles or other openings in external

SANS 10400 NOTES:

1. All work to comply with SANS 10400 standards and specifications
2. Structural design to Engineer's specification and complies with parts H, J, K, L, M or N of SANS 10400
3. All dimensions of rooms and spaces to comply with SANS 10400-C
4. All sanitary facilities comply with SANS 10400-F
5. All roof gutters and down pipes to comply with SANS 10400- R
6. All glazing to comply with part N of SANS 10400
7. Safety glass to be used within 300mm of FFL to comply with SANS 10400-N regulations
8. All drainage subject to an agreement certificate and to comply with SANS 10400-P
9. All disposal of storm water to comply with SANS 10400-R
10. Facilities for disabled persons are provided and are in accordance to SANS 10400-S

WIMS number: 070638
page type: A0

HEALTH DEPARTMENT SIGNATURES

FACILITY	
FACILITY CEO	
FACILITY MANAGER	
DISTRICT MANAGER	
DOH PROJECT LEADER	
Checked by (Professional Consultant)	
Name	2022/10/27 15:24:57
Signature	Date

consultant

15 The Boulevard
Westway Office Park,
Westville,
Durban, 3630
Tel. 031 265 0444
email. george@ukuza.co.za

UKUZA CONSULTING (PTY) LTD

ARCHITECTURE

public works
Department:
Public Works
PROVINCE OF KWAZULU-NATAL

health
Department:
Health
PROVINCE OF KWAZULU-NATAL

Project
PROPOSED NEW ORTHOTIC AND PROSTHETICS CENTRE ON THANDUYISE DRIVE, ERF 1241, NGWELEZANE HOSPITAL, NGWELEZANE A, EMPANGENI, KWAZULU NATAL PROVINCE

Drawing title
CEILING PLAN

Project Stage
070638 - STAGE 4:TENDER

Drawn	gck	Date	2022/10/27 15:24:57
scale	1 : 100		

drawing number
070638 DOH - A- 2002 - 0

Drawing Number ID

070638	= WIMS no
DOH	= Department
A	= Consultant Discipline
0000	= Drawing No
0	= Revision No

ANNEXURE D - DRAWINGS

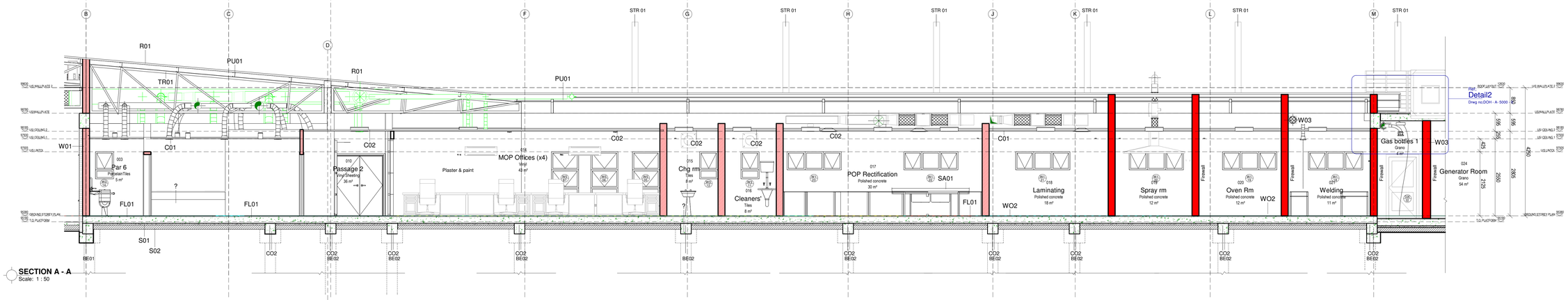

SECTION A - A
Scale: 1 : 50

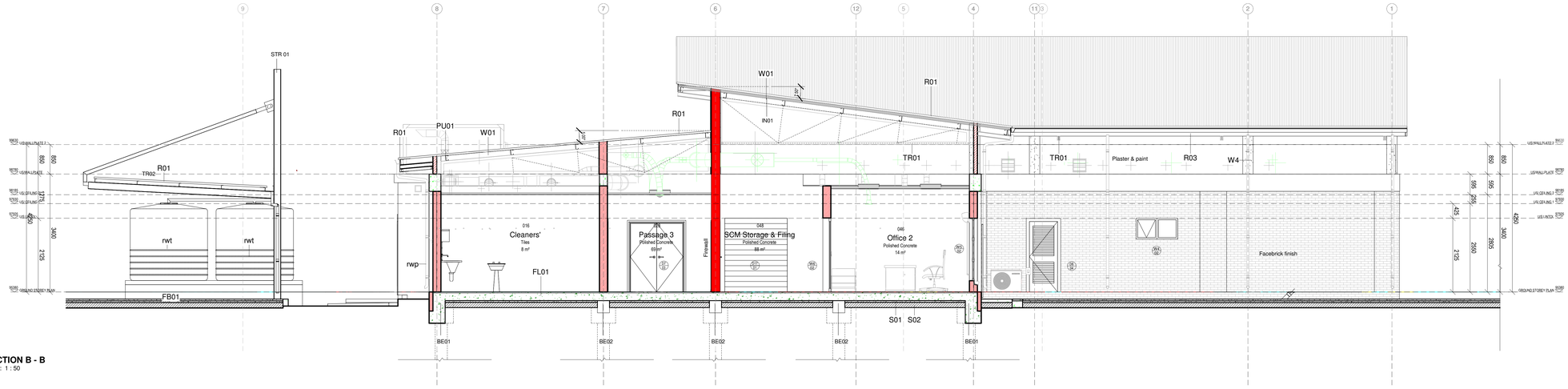

SECTION B - B
Scale: 1 : 50

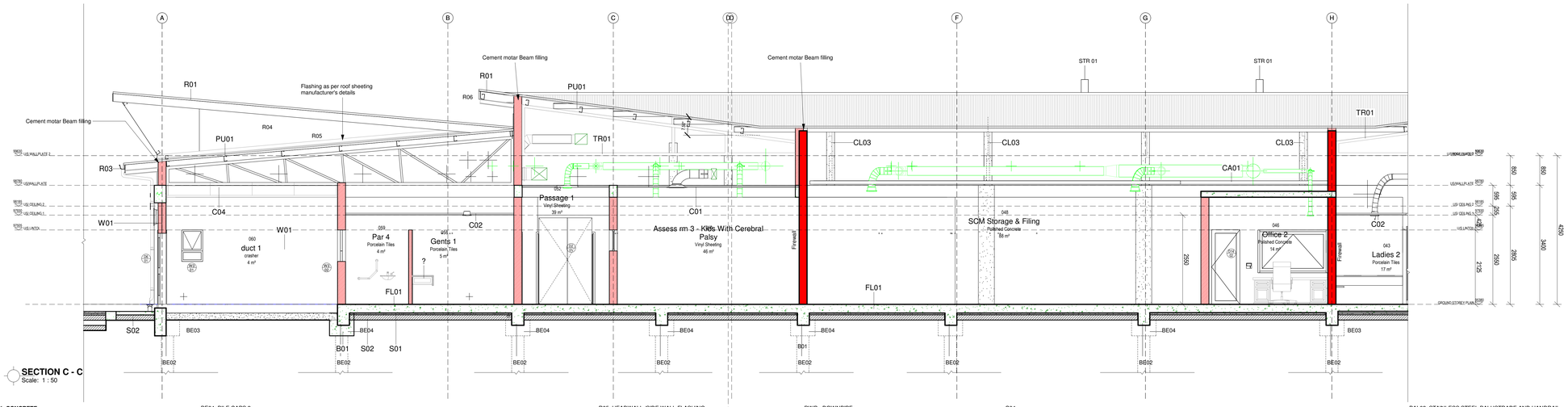

SECTION C - C
Scale: 1 : 50

1. **CONCRETE**

FL01: CONCRETE SURFACE BED (WOOD FLOATED CONCRETE)
250mm thick Continuous, cast in-situ, concrete in accordance with SANS 2001-CC1 and the Structural Engineer's documentation.

FLO1: POLISHED CONCRETE FLOOR
250mm thick Continuous, cast in-situ, concrete surface bed in accordance with SANS 2001-CC1 and the Structural Engineer's documentation. Surface sealer on honed concrete surface. Honing to be either wet /dry ductless with a maximum deviation from a 3-m straight edge placed anywhere on the surface. (deviation value as per Engineer)

FL02: SUSPENDED ROOF SLAB
Continuous, cast in-situ, concrete in accordance with SANS 2001-CC1 and the Structural Engineer's documentation

BE01 FOUNDATION BEAM
465 x 900mm reinforced concrete ground beams concrete in accordance with SANS 2001-CC1 and as indicated on the Structural Engineers documentation.

BE02 FOUNDATION BEAM
465 x 900mm reinforced concrete ground beams concrete in accordance with SANS 2001-CC1 and as indicated on the Structural Engineers documentation.

PILES
CONCRETE PILES
350mm Diameter Concrete piles in accordance with SAbS 1200F and as per Engineers' design

BE03: PILE CAPS 1

1600x700x900 reinforced concrete pile caps as per Engineers specifications

BE04: PILE CAPS 2
700x700x900 reinforced concrete pile caps as per Engineers specifications

CL3: CONCRETE COLUMNS

230 x 460mm, 230X800mmmmreinforced concrete columns concrete in accordance with SANS 2001-CC1 and as indicated on the Structural Engineers documentation.

2. MASONRY
W04 110MM CLAY SOLID COMMON BRICKWORK
Single skin common clay brick wall in stretcher bond with joints raked out to receive selected finish. Wall includes bed joint reinforcement, head restraints, starters and lintels

W02 230MM CLAY SOLID COMMON BRICKWORK
Double skin common clay brick wall in stretcher bond with joints raked out to receive selected finish. Wall includes bed joint reinforcement, head restraints, starters and lintels

W03 270MM CLAY CAVITY BRICK WALL
Double skin common clay brick wall in stretcher bond with joints raked out to receive selected finish. Wall includes bed joint reinforcement, head restraints, starters, wall ties, cavity trays and lintels. Wall tie spacing to be in accordance with SANS 10164.

ONE COAT SMOOTH CEMENT SAND RENDER
All plastered walls to havetThe mix proportions of cement to sand of to 3½-4½ for dense, strong and smooth or moderately strong and porous backgrounds: or 1 to 4½ for backgrounds that are moderately weak and porous. Thickness Excluding dubbing out, to be 12mm minimum, 15mm maximum. Steel Trowel finish

3. WATERPROOFING (EXPOSED CONCRETE ROOF SLAB)

A. TORCH-ON BITUMEN ROOF WATERPROOFING DOUBLE MEMBRANE

Proprietary fully bonded double membrane system, comprising a hot applied (torch system) longitudinal glass fibre reinforced plastomeric membranes on a minimum 50mm screed to falls. Top of upstand to receive an acrylic based emulsion waterproofing coating. All in accordance with the manufacturers written recommendations

B. PROTECTIVE LIQUID COATING TO WATERPROOFING MEMBRANE
Proprietary solar reflectant water based liquid protective coating to waterproofing membrane. Application to be in accordance with the manufacturers written recommendations and to be compatible with the substrate.

4. ROOFING

R01 PROFILED SHEET STEEL ROOFING
Colour coated galvanised sheet metal double-interlocking concealed fix profiled roofing fixed to purlinsrafters in accordance with the Structural Engineer's documentation. Roof installation to include all accessories such as ridge pieces, capping, flashings, trims, aprons, gutters, corner pieces, drips etc.

TR01: GALVANIZED MILD STEEL TRUSS
Mild steel roof truss in accordance with the Structural Engineer's documentation

PU01
Mild steel purlins in accordance with the Structural Engineer's documentation

R04: PROFILED ALUMINIUM SHEET CLADDING
Aluminium-zinc (AZ) alloy coated sheet to comply with SANS 9364/ SANS 14713 with a coating grade of AZ200 for coastal regions/ aggressive atmospheric conditions

R05: HEADWALL /SIDE WALL FLASHING
Flashing girth 375mm & counter flashing girth 185mm on headwall

R06: APEX FLASHING
Apex end flashing 670mm girth, three times bent along girth and notched on site to suit roof profile.

R07: TIMBER ROOF TRUSSES & PURLINS

114x38mm Treated Timber roof trusses at 1100mm centres to Engineers Details.
75x50mm Treated timber Purlins at 100mm Centres

IN01: INSULATION
75mm laminated polyisocyanurate core insulation board , with a minimum core density of 34 kg/m3. Upper facing to be natural matt and lower exposed facing to be white matt, Supplied in widths of 1220mm to be fixed above 175x50mm lipped channel steel purlins in conjunction with roofcovering.

IN02: INSULATION
Flexible Isover 100mm thick, nominal density 12kg/m³, non-combustible Factoryfite roof insulation with reinforced foil facing, fixed under roof sheeting over 75x50mm purlins and galvanized wire at 300mm cc. Overlapping foil edges to be stapled together as per manufacturers recommendations

R02: FACIABOARDS /BARDGEBOARDS
450mm girth, three times bent along girth and notched on site to suit roof profile as fascia board & flashing

R03: GUTTERS

150x125x0,9mm thick pre-coated aluminium seamless gutter, Colour brown including matching rivet-fixed mitres and end caps internally sealed using Silicon Mastic, to be hung by pop riveted internal aluminium hangers at 600mm centres.

RWP - DOWNPIPE
100x0,9mm thick pre-coated aluminium seamless downpipes, Colour brown including matching rivet-fixed mitres including brackets

5. CARPENTRY AND JOINERY

JO: PARTICLE BOARD CABINETS
Two compartment melamine faced particle board cabinets with high compact pressure laminate doors with individual numbers and ironmongery as indicated on the design drawings

FXT-123 PARTICLE BOARD SHELVING
Two compartment melamine faced particle board shelving with high compact edging as indicated on the design drawings.

6. CEILINGS AND PARTITIONS

C01: LAY-IN ACOUSTIC CEILING TILES
1200 x 600mm Lay-in acoustic biologically absorbable mineral wool ceiling tiles in exposed suspension grid system. The system to be class A and achieve a NRC of 0.90

C02: LAY-IN VINYL FACED CEILING TILES
1200 x 600mm Lay-in vinyl faced gypsum ceiling tiles in powder coated exposed suspension grid system. Ceiling system to include insulation and wall/ ceiling junction trims

C03
9mm Medium density plain grooved fibre cement boards in powder coated concealed suspension grid system. Ceiling system to include insulation and wall/ ceiling junction trims

C04

C05
Aluminium-zinc (AZ) alloy coated sheet to comply with SANS 9364/ SANS 14713 with a coating grade of AZ200 for coastal regions/ aggressive atmospheric conditions

W05: DRYWALL PARTITION ON METAL STUDS
Metal stud framework with top and bottom tracks, clad both sides with one layer of plasterboard and skim coated for decoration. Installation to include all insulation/ cavity batts, wall/ ceiling junction trims, skirting, beads, joints and corner reinforcement angles

SKIM COAT BOARD FINISH GYPSUM PLASTER
All drywalls to receive apPre-mixed lightweight retarded hemi-hydrate gypsum plaster applied 2mm thick and trowelled smooth with a polished finish.

7. FLOOR COVERING ,WALL LININGS

VINYL SHEETING
High quality flexible vinyl flooring with a monolayer and homogenous construction, non-directional design and PUR reinforcement onto a proprietary floor levelling and smoothing compound. System to include all transition, division, threshold strips and skirting

GRANOLITHIC SCREEDS
The granolithic screed to be untinted and sealed. Bonded to the substrate in panels not exceeding 6m² with vee joints between adjacent bays. Minimum thickness of 25mm to floors and treads and 12mm to vertical surfaces. Trowel smooth to a polished surface with reeded strips to thresholds and steps

TIMBER SKIRTING
100mm high Timber skirting screw fixed at 450mm centres, mitered at corners and splayed joints in running lengths, suitable for decoration

COVED SKIRTING

POWER SKIRTING
Two tier, wall mounted powder coated steel power skirting plugged and screwed to wall as per Electrical Engineers Details

PORCELAIN FLOOR AND WALL TILING
Full bodied large format porcelain floor tiles (300 x 300mm) including skirting and all expansion joints, transition strips and trims

All floor covering and wall linings to details sheets series DOH - A - 5000

8. DOORS & IRONMONGERY
Refer to Door and Ironmongery schedules

9. METALWORK

STR01: GALVANIZED MILD STEEL COLUMN /STANCHIONS

Mild steel column shall be in accordance with the Structural Engineer's documentation

BAL01
Glavanized mild steel balustrade consisting of support posts and rod infill panels. Handrail to be welded to top of post with connecting pins and to be wreathed as necessary to provide a smooth continuum throughout its entire travel. Fix to substrate in accordance with the Structural Engineers documentation

BAL02: STAINLESS STEEL BALUSTRADE AND HANDRAIL
Stainless steel balustrade consisting of support posts and rod infill panels. Handrail to be welded to top of post with connecting pins and to be wreathed as necessary to provide a smooth continuum throughout its entire travel. Fix to substrate in accordance with the Structural Engineers documentation

HDR01: WALL MOUNTED STAINLESS STEEL HANDRAIL
Stainless steel handrail mounted to the wall with swan neck pins in accordance with the Structural Engineers documentation. Handrail to be wreathed as necessary to provide a smooth continuum throughout its entire travel

SD01
Aluminium louvre to specialist details

AMW01: METAL DESKS AND WORKTOPS
Hot dip galvanized steel welding table as per supplier – CODE: 756S5 Welding Table

10. PLUMBING AND DRAINAGE

Refer to Sanitary schedule
Refer to Civil Engineers' Dpecifications and drawings

11. GLAZING

Refer to door and window schedules

12. PAINTING

Refer to paint specification elsewhere specified

13. EXTERNAL WORKS
Refer to Civil Engineers' details and specifications

14. MECHANICAL INSTALLETIONS
Refer to Mechanical Engineers' details and specifications

15. ELECTRICAL
Refer to Electrical Engineers' details and specifications

16 FIRE INSTALLATIONS
Refer to Fire Engineers' details and specifications

No.	Date	Amendment	Issued to

GENERAL NOTES

1. All drawings to read to be read in conjunction with Engineers Drawings
2. Contractor to report any discrepancies or contradiction to the architect immediately.
3. No drawings are to be scaled.
4. All brickwork is to be set out using a profile marked at 85 mm c/c & 128 mm c/c for maxi bricks
5. The contractor must have a full set of dwg's on site during construction.
6. All dimensions as indicated on plan are to be set out on a level horizontal plane.
7. The contractor is to build in SABS approved DPC's whether or not these are shown on drawings, to all external walls at each floor, beam or parapet level and to all windows, doors, grilles or other openings in external

SANS 10400 NOTES:
1. All work to comply with SANS 10400 standards and specifications
2. Structural design to Engineer's specification and complies with parts H, J, K, L, M or N of SANS 10400
3. All dimensions of rooms and spaces to comply with SANS 10400-C
4. All sanitary facilities comply with SANS 10400-F
5. All roof gutters and down pipes to comply with SANS 10400- R
6. All glazing to comply with part N of SANS 10400
7. Safety glass to be used within 300mm of FFL to comply with SANS 10400-N regulations
8. All drainage subject to an agreement certificate and to comply with SANS 10400-P
9. All disposal of storm water to comply with SANS 10400-R
10. Facilities for disabled persons are provided and are in accordance to SANS 10400-S

WIMS number: 070638
page type: A0

HEALTH DEPARTMENT SIGNATURES	
FACILITY	
FACILITY CEO	
FACILITY MANAGER	
DISTRICT MANAGER	
DOH PROJECT LEADER	
Checked by (Professional Consultant)	
Name	
	2022/10/27 15:25:06
Signature	Date

consultant
15 The Boulevard
Westway Office Park,
Westville,
Durban, 3630
Tel: 031 265 0444
email. george@ukuza.co.za
UKUZA CONSULTING (PTY) LTD

ARCHITECTURE

public works
Department:
Public Works
PROVINCE OF KWAZULU-NATAL

health
Department:
Health
PROVINCE OF KWAZULU-NATAL

Project
PROPOSED NEW ORTHOTIC AND PROSTHETICS CENTRE ON THANDUYISE DRIVE, ERF 1241, NGWELEZANE HOSPITAL, NGWELEZANE A, EMPANGENI, KWAZULU NATAL PROVINCE

Drawing title
SECTIONS A - A, B - B & C - C

Project Stage
070638 - STAGE 4:TENDER

Drawn	gck	Date
scale	1 : 50	2022/10/27 15:25:06
drawing number	070638 DOH - A- 3000 - 0	

Drawing Number ID

070638 = WIMS no
DOH = Department
A = Consultant Discipline
0000 = Drawing No
0 = Revision No

ANNEXURE D - DRAWINGS

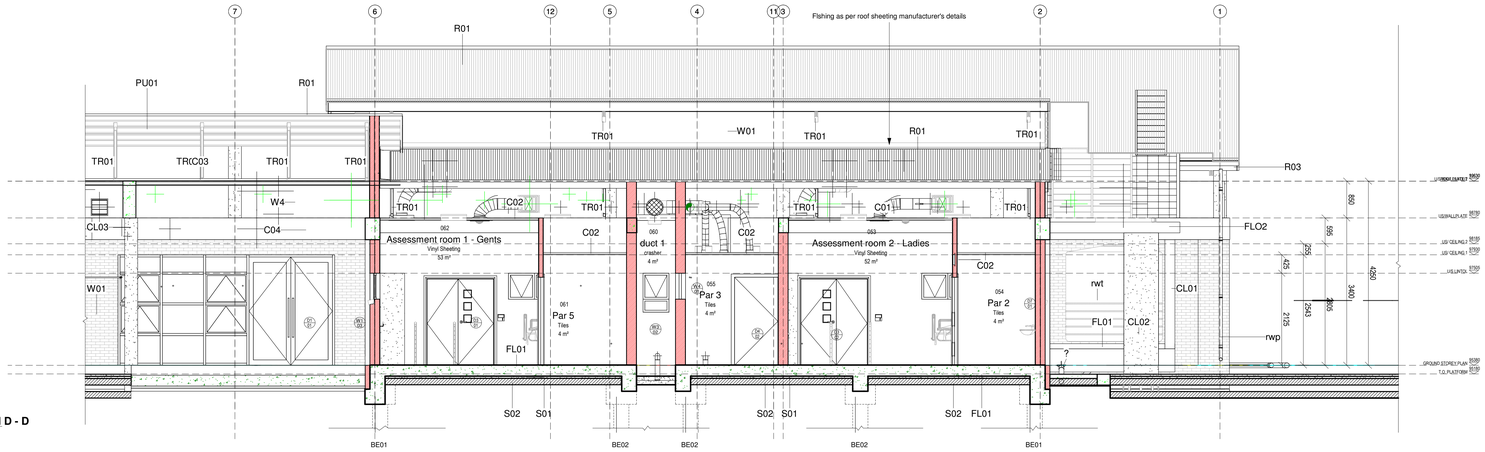

SECTION D - D
Scale: 1 : 50

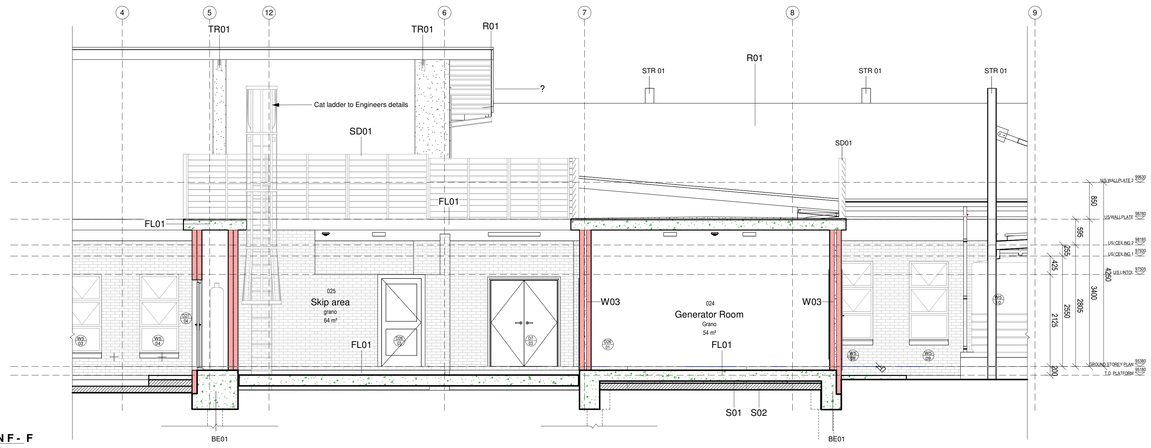

SECTION F - F
Scale: 1 : 50

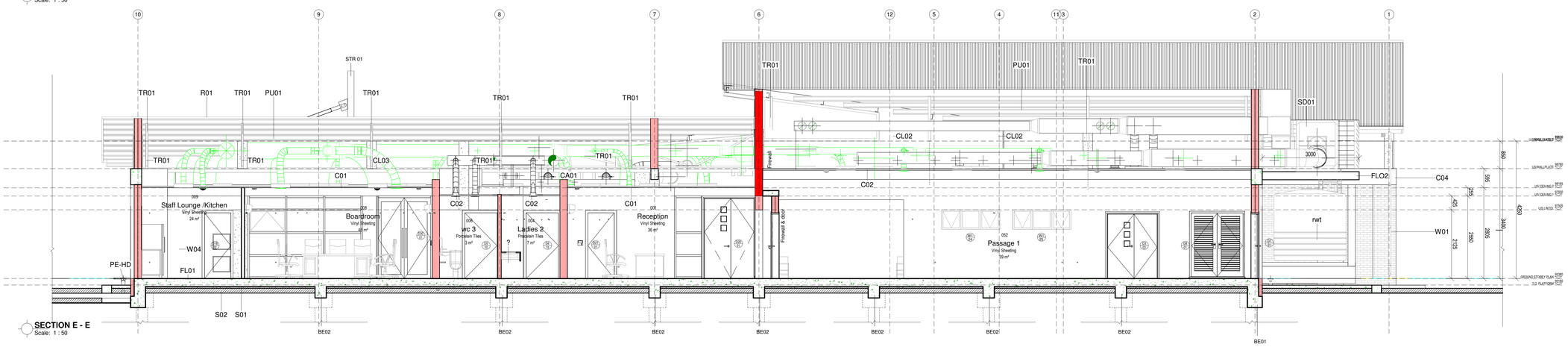

SECTION E - E
Scale: 1 : 50

1. **CONCRETE**

FL01: CONCRETE SURFACE BED (WOOD FLOATED CONCRETE)
250mm thick Continuous, cast in-situ, concrete in accordance with SANS 2001-CC1 and the Structural Engineer's documentation.

FLO1: POLISHED CONCRETE FLOOR
250mm thick Continuous, cast in-situ, concrete surface bed in accordance with SANS 2001-CC1 and the Structural Engineer's documentation. Surface sealer on honed concrete surface. Honing to be either wet /dry ductless with a maximum deviation from a 3-m straight edge placed anywhere on the surface. (deviation value as per Engineer)

FL02: SUSPENDED ROOF SLAB
Continuous, cast in-situ, concrete in accordance with SANS 2001-CC1 and the Structural Engineer's documentation

BE01 FOUNDATION BEAM
465 x 900mm reinforced concrete ground beams concrete in accordance with SANS 2001-CC1 and as indicated on the Structural Engineers documentation.

BE02 FOUNDATION BEAM
465 x 900mm reinforced concrete ground beams concrete in accordance with SANS 2001-CC1 and as indicated on the Structural Engineers documentation.

PILES
CONCRETE PILES
350mm Diameter Concrete piles in accordance with SAbS 1200F and as per Engineers' design

BE03: PILE CAPS 1

1600x700x900 reinforced concrete pile caps as per Engineers specifications

BE04: PILE CAPS 2
700x700x900 reinforced concrete pile caps as per Engineers specifications

CL3: CONCRETE COLUMNS

230 x 460mm, 230X800mmmmreinforced concrete columns concrete in accordance with SANS 2001-CC1 and as indicated on the Structural Engineers documentation.

2. MASONRY
W04 110MM CLAY SOLID COMMON BRICKWORK
Single skin common clay brick wall in stretcher bond with joints raked out to receive selected finish. Wall includes bed joint reinforcement, head restraints, starters and lintels

W02 230MM CLAY SOLID COMMON BRICKWORK
Double skin common clay brick wall in stretcher bond with joints raked out to receive selected finish. Wall includes bed joint reinforcement, head restraints, starters and lintels

W03 270MM CLAY CAVITY BRICK WALL
Double skin common clay brick wall in stretcher bond with joints raked out to receive selected finish. Wall includes bed joint reinforcement, head restraints, starters, wall ties, cavity trays and lintels. Wall tie spacing to be in accordance with SANS 10164.

ONE COAT SMOOTH CEMENT SAND RENDER
All plastered walls to havetThe mix proportions of cement to sand of to 3½-4½ for dense, strong and smooth or moderately strong and porous backgrounds: or 1 to 4½ for backgrounds that are moderately weak and porous. Thickness Excluding dubbing out, to be 12mm minimum, 15mm maximum. Steel Trowel finish

3. WATERPROOFING (EXPOSED CONCRETE ROOF SLAB)

A. TORCH-ON BITUMEN ROOF WATERPROOFING DOUBLE MEMBRANE

Proprietary fully bonded double membrane system, comprising a hot applied (torch system) longitudinal glass fibre reinforced plastomeric membranes on a minimum 50mm screed to falls. Top of upstand to receive an acrylic based emulsion waterproofing coating. All in accordance with the manufacturers written recommendations

B. PROTECTIVE LIQUID COATING TO WATERPROOFING MEMBRANE
Proprietary solar reflectant water based liquid protective coating to waterproofing membrane. Application to be in accordance with the manufacturers written recommendations and to be compatible with the substrate.

4. ROOFING

R01 PROFILED SHEET STEEL ROOFING
Colour coated galvanised sheet metal double-interlocking concealed fix profiled roofing fixed to purlinsrafters in accordance with the Structural Engineer's documentation. Roof installation to include all accessories such as ridge pieces, capping, flashings, trims, aprons, gutters, corner pieces, drips etc.

TR01: GALVANIZED MILD STEEL TRUSS
Mild steel roof truss in accordance with the Structural Engineer's documentation

PU01
Mild steel purlins in accordance with the Structural Engineer's documentation

R04: PROFILED ALUMINIUM SHEET CLADDING
Aluminium-zinc (AZ) alloy coated sheet to comply with SANS 9364/ SANS 14713 with a coating grade of AZ200 for coastal regions/ aggressive atmospheric conditions

R05: HEADWALL /SIDE WALL FLASHING
Flashing girth 375mm & counter flashing girth 185mm on headwall

R06: APEX FLASHING
Apex end flashing 670mm girth, three times bent along girth and notched on site to suit roof profile.

R07: TIMBER ROOF TRUSSES & PURLINS

114x38mm Treated Timber roof trusses at 1100mm centres to Engineers Details.
75x50mm Treated timber Purlins at 100mm Centres

IN01: INSULATION
75mm laminated polyisocyanurate core insulation board , with a minimum core density of 34 kg/m3. Upper facing to be natural matt and lower exposed facing to be white matt, Supplied in widths of 1220mm to be fixed above 175x50mm lipped channel steel purlins in conjunction with roofcovering.

IN02: INSULATION
Flexible Isover 100mm thick, nominal density 12kg/m³, non-combustible Factorylite roof insulation with reinforced foil facing, fixed under roof sheeting over 75x50mm purlins and galvanized wire at 300mm cc. Overlapping foil edges to be stapled together as per manufacturers recommendations

R02: FACIABOARDS /BARDGEBOARDS
450mm girth, three times bent along girth and notched on site to suit roof profile as fascia board & flashing

R03: GUTTERS

150x125x0,9mm thick pre-coated aluminium seamless gutter, Colour brown including matching rivet-fixed mitres and end caps internally sealed using Silicon Mastic, to be hung by pop riveted internal aluminium hangers at 600mm centres.

RWP - DOWNPIPE
100x0,9mm thick pre-coated aluminium seamless downpipes, Colour brown including matching rivet-fixed mitres including brackets

5. CARPENTRY AND JOINERY

JO: PARTICLE BOARD CABINETS
Two compartment melamine faced particle board cabinets with high compact pressure laminate doors with individual numbers and ironmongery as indicated on the design drawings

FXT-123 PARTICLE BOARD SHELVING
Two compartment melamine faced particle board shelving with high compact edging as indicated on the design drawings.

6. CEILINGS AND PARTITIONS

C01: LAY-IN ACOUSTIC CEILING TILES
1200 x 600mm Lay-in acoustic biologically absorbable mineral wool ceiling tiles in exposed suspension grid system. The system to be class A and achieve a NRC of 0.90

C02: LAY-IN VINYL FACED CEILING TILES
1200 x 600mm Lay-in vinyl faced gypsum ceiling tiles in powder coated exposed suspension grid system. Ceiling system to include insulation and wall/ ceiling junction trims

C03
9mm Medium density plain grooved fibre cement boards in powder coated concealed suspension grid system. Ceiling system to include insulation and wall/ ceiling junction trims

C04

C05
Aluminium-zinc (AZ) alloy coated sheet to comply with SANS 9364/ SANS 14713 with a coating grade of AZ200 for coastal regions/ aggressive atmospheric conditions

W05: DRYWALL PARTITION ON METAL STUDS
Metal stud framework with top and bottom tracks, clad both sides with one layer of plasterboard and skim coated for decoration. Installation to include all insulation/ cavity batts, wall/ ceiling junction trims, skirting, beads, joints and corner reinforcement angles

SKIM COAT BOARD FINISH GYPSUM PLASTER
All drywalls to receive apPre-mixed lightweight retarded hemi-hydrate gypsum plaster applied 2mm thick and trowelled smooth with a polished finish.

7. FLOOR COVERING ,WALL LININGS

VINYL SHEETING
High quality flexible vinyl flooring with a monolayer and homogenous construction, non-directional design and PUR reinforcement onto a proprietary floor levelling and smoothing compound. System to include all transition, division, threshold strips and skirting

GRANOLITHIC SCREEDS
The granolithic screed to be untinted and sealed. Bonded to the substrate in panels not exceeding 6m² with vee joints between adjacent bays. Minimum thickness of 25mm to floors and treads and 12mm to vertical surfaces. Trowel smooth to a polished surface with reeded strips to thresholds and steps

TIMBER SKIRTING
100mm high Timber skirting screw fixed at 450mm centres, mitered at corners and splayed joints in running lengths, suitable for decoration

POWER SKIRTING
Two tier, wall mounted powder coated steel power skirting plugged and screwed to wall as per Electrical Engineers Details

PORCELAIN FLOOR AND WALL TILING
Full bodied large format porcelain floor tiles (300 x 300mm) including skirting and all expansion joints, transition strips and trims

All floor covering and wall linings to details sheets series DOH - A - 5000

8. DOORS & IRONMONGERY
Refer to Door and Ironmongery schedules

9. METALWORK

STR01: GALVANIZED MILD STEEL COLUMN /STANCHIONS

Mild steel column shall be in accordance with the Structural Engineer's documentation

BAL01
Galvanized mild steel balustrade consisting of support posts and rod infill panels. Handrail to be welded to top of post with connecting pins and to be wreathed as necessary to provide a smooth continuum throughout its entire travel. Fix to substrate in accordance with the Structural Engineers documentation

BAL02: STAINLESS STEEL BALUSTRADE AND HANDRAIL
Stainless steel balustrade consisting of support posts and rod infill panels. Handrail to be welded to top of post with connecting pins and to be wreathed as necessary to provide a smooth continuum throughout its entire travel. Fix to substrate in accordance with the Structural Engineers documentation

HDR01: WALL MOUNTED STAINLESS STEEL HANDRAIL
Stainless steel handrail mounted to the wall with swan neck pins in accordance with the Structural Engineers documentation. Handrail to be wreathed as necessary to provide a smooth continuum throughout its entire travel

SD01
Aluminium louvre to specialist details

AMW01: METAL DESKS AND WORKTOPS
Hot dip galvanized steel welding table as per supplier – CODE: 756S5
Welding Table

10. PLUMBING AND DRAINAGE

Refer to Sanitary schedule
Refer to Civil Engineers' Dpecifications and drawings

11. GLAZING

Refer to door and window schedules

12. PAINTING

Refer to paint specification elsewhere specified

13. EXTERNAL WORKS
Refer to Civil Engineers' details and specifications

14. MECHANICAL INSTALLETIONS
Refer to Mechanical Engineers' details and specifications

15. ELECTRICAL
Refer to Electrical Engineers' details and specifications

16 FIRE INSTALLATIONS
Refer to Fire Engineers' details and specifications

No.	Date	Amendment	Issued to

GENERAL NOTES

1. All drawings to read to be read in conjunction with Engineers Drawings
2. Contractor to report any discrepancies or contradiction to the architect immediately.
3. No drawings are to be scaled.
4. All brickwork is to be set out using a profile marked at 85 mm c/c & 128 mm c/c for maxi bricks
5. The contractor must have a full set of dwg's on site during construction.
6. All dimensions as indicated on plan are to be set out on a level horizontal plane.
7. The contractor is to build in SABS approved DPC's whether or not these are shown on drawings, to all external walls at each floor, beam or parapet level and to all windows, doors, grilles or other openings in external

SANS 10400 NOTES:
1. All work to comply with SANS 10400 standards and specifications
2. Structural design to Engineer's specification and complies with parts H, J, K, L, M or N of SANS 10400
3. All dimensions of rooms and spaces to comply with SANS 10400-C
4. All sanitary facilities comply with SANS 10400-F
5. All roof gutters and down pipes to comply with SANS 10400- R
6. All glazing to comply with part N of SANS 10400
7. Safety glass to be used within 300mm of FFL to comply with SANS 10400-N regulations
8. All drainage subject to an agreement certificate and to comply with SANS 10400-P
9. All disposal of storm water to comply with SANS 10400-R
10. Facilities for disabled persons are provided and are in accordance to SANS 10400-S

WIMS number: 070638
page type: A0

HEALTH DEPARTMENT SIGNATURES

FACILITY	
FACILITY CEO	
FACILITY MANAGER	
DISTRICT MANAGER	
DOH PROJECT LEADER	

Checked by (Professional Consultant)

Name

2022/10/27 15:25:12

Signature | Date

consultant

15 The Boulevard
Westway Office Park,
Westville,
Durban, 3630
Tel. 031 265 0444
email. george@ukuza.co.za

UKUZA CONSULTING (PTY) LTD

ARCHITECTURE

public works
Department:
Public Works
PROVINCE OF KWAZULU-NATAL

health
Department:
Health
PROVINCE OF KWAZULU-NATAL

Project

PROPOSED NEW ORTHOTIC AND PROSTHETICS CENTRE ON THANDUYISE DRIVE, ERF 1241, NGWELEZANE HOSPITAL, NGWELEZANE A, EMPANGENI, KWAZULU NATAL PROVINCE

Drawing title

SECTIONS D - D, E - E & F - F

Project Stage

070638 - STAGE 4:TENDER

Drawn	Author	Date	2022/10/27 15:25:12
scale	1 : 50		

drawing number

070638 DOH - A- 3001 - 0

Drawing Number ID

070638	= WIMS no
DOH	= Department
A	= Consultant Discipline
0000	= Drawing No
0	= Revision No

ANNEXURE D - DRAWINGS

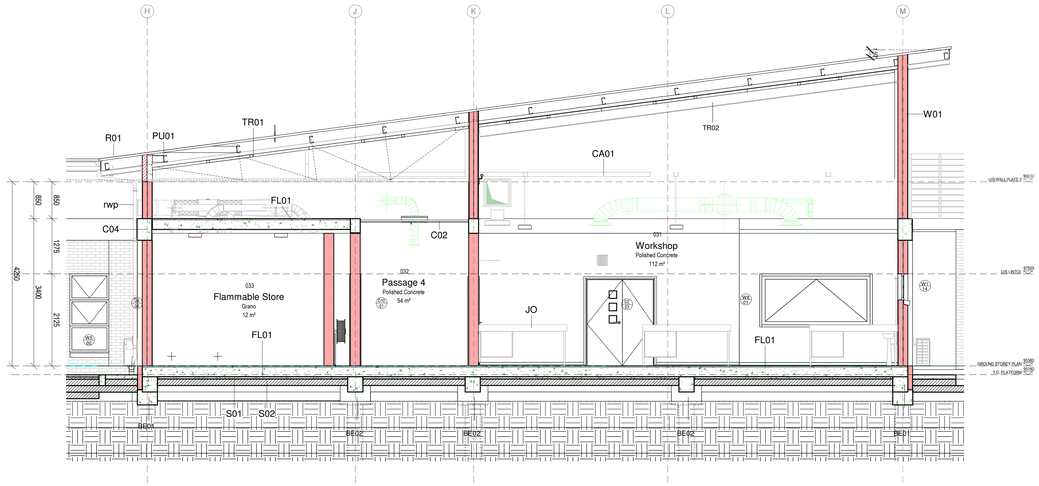

SECTION K - K
Scale: 1 : 50

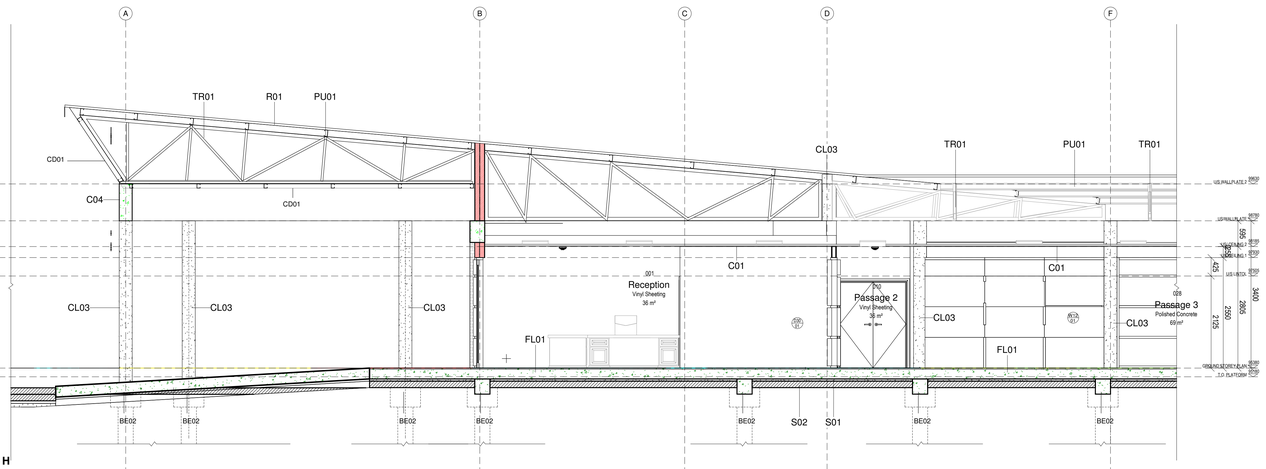

SECTION H - H
Scale: 1 : 50

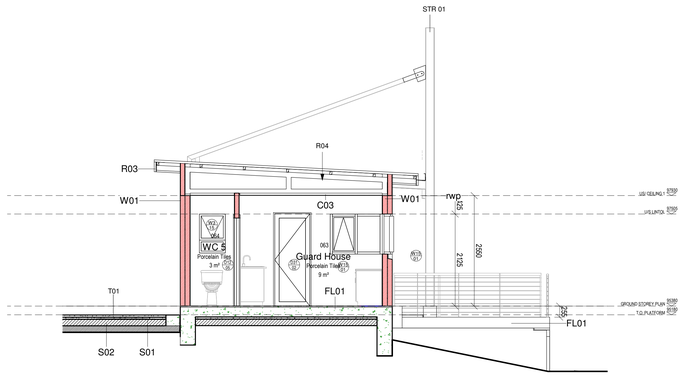

SECTION J - J
Scale: 1 : 50

1. **CONCRETE**

FL01: CONCRETE SURFACE BED (WOOD FLOATED CONCRETE)
250mm thick Continuous, cast in-situ, concrete in accordance with SANS 2001-CC1 and the Structural Engineer's documentation.

FL01: POLISHED CONCRETE FLOOR
250mm thick Continuous, cast in-situ, concrete surface bed in accordance with SANS 2001-CC1 and the Structural Engineer's documentation. Surface sealer on honed concrete surface. Honing to be either wet /dry ductless with a maximum deviation from a 3-m straight edge placed anywhere on the surface. (deviation value as per Engineer)

FL02: SUSPENDED ROOF SLAB
Continuous, cast in-situ, concrete in accordance with SANS 2001-CC1 and the Structural Engineer's documentation

BE01 FOUNDATION BEAM
465 x 900mm reinforced concrete ground beams concrete in accordance with SANS 2001-CC1 and as indicated on the Structural Engineers documentation.

BE02 FOUNDATION BEAM
465 x 900mm reinforced concrete ground beams concrete in accordance with SANS 2001-CC1 and as indicated on the Structural Engineers documentation.

PILES
CONCRETE PILES
350mm Diameter Concrete piles in accordance with SAbS 1200F and as per Engineers' design

BE03: PILE CAPS 1

1600x700x900 reinforced concrete pile caps as per Engineers specifications

BE04: PILE CAPS 2
700x700x900 reinforced concrete pile caps as per Engineers specifications

CL3: CONCRETE COLUMNS

230 x 460mm, 230X800mmmmreinforced concrete columns concrete in accordance with SANS 2001-CC1 and as indicated on the Structural Engineers documentation.

2. MASONRY
W04 110MM CLAY SOLID COMMON BRICKWORK
Single skin common clay brick wall in stretcher bond with joints raked out to receive selected finish. Wall includes bed joint reinforcement, head restraints, starters and lintels

W02 230MM CLAY SOLID COMMON BRICKWORK
Double skin common clay brick wall in stretcher bond with joints raked out to receive selected finish. Wall includes bed joint reinforcement, head restraints, starters and lintels

W03 270MM CLAY CAVITY BRICK WALL
Double skin common clay brick wall in stretcher bond with joints raked out to receive selected finish. Wall includes bed joint reinforcement, head restraints, starters, wall ties, cavity trays and lintels. Wall tie spacing to be in accordance with SANS 10164.

ONE COAT SMOOTH CEMENT SAND RENDER
All plastered walls to haveThe mix proportions of cement to sand of to 3½-4½ for dense, strong and smooth or moderately strong and porous backgrounds: or 1 to 4½ for backgrounds that are moderately weak and porous. Thickness Excluding dubbing out, to be 12mm minimum, 15mm maximum. Steel Trowel finish

3. WATERPROOFING (EXPOSED CONCRETE ROOF SLAB)

A. TORCH-ON BITUMEN ROOF WATERPROOFING DOUBLE MEMBRANE

Proprietary fully bonded double membrane system, comprising a hot applied (torch system) longitudinal glass fibre reinforced plastomeric membranes on a minimum 50mm screed to falls. Top of upstand to receive an acrylic based emulsion waterproofing coating. All in accordance with the manufacturers written recommendations

B. PROTECTIVE LIQUID COATING TO WATERPROOFING MEMBRANE
Proprietary solar reflectant water based liquid protective coating to waterproofing membrane. Application to be in accordance with the manufacturers written recommendations and to be compatible with the substrate.

4. ROOFING

R01 PROFILED SHEET STEEL ROOFING
Colour coated galvanised sheet metal double-interlocking concealed fix profiled roofing fixed to purlinsrafters in accordance with the Structural Engineer's documentation. Roof installation to include all accessories such as ridge pieces, capping, flashings, trims, aprons, gutters, corner pieces, drips etc.

TR01: GALVANIZED MILD STEEL TRUSS
Mild steel roof truss in accordance with the Structural Engineer's documentation

PU01
Mild steel purlins in accordance with the Structural Engineer's documentation

R04: PROFILED ALUMINIUM SHEET CLADDING
Aluminium-zinc (AZ) alloy coated sheet to comply with SANS 9364/ SANS 14713 with a coating grade of AZ200 for coastal regions/ aggressive atmospheric conditions

R05: HEADWALL /SIDE WALL FLASHING
Flashing girth 375mm & counter flashing girth 185mm on headwall

R06: APEX FLASHING
Apex end flashing 670mm girth, three times bent along girth and notched on site to suit roof profile.

R07: TIMBER ROOF TRUSSES & PURLINS

114x38mm Treated Timber roof trusses at 1100mm centres to Engineers Details.
75x50mm Treated timber Purlins at 100mm Centres

IN01: INSULATION
75mm laminated polyisocyanurate core insulation board , with a minimum core density of 34 kg/m3. Upper facing to be natural matt and lower exposed facing to be white matt. Supplied in widths of 1220mm to be fixed above 175x50mm lipped channel steel purlins in conjunction with roofcovering.

IN02: INSULATION
Flexible Isover 100mm thick, nominal density 12kg/m³, non-combustible Factoryfile roof insulation with reinforced foil facing, fixed under roof sheeting over 75x50mm purlins and galvanized wire at 300mm cc. Overlapping foil edges to be stapled together as per manufacturers recommendations

R02: FACIABOARDS /BARDGEBOARDS
450mm girth, three times bent along girth and notched on site to suit roof profile as fascia board & flashing

R03: GUTTERS

150x125x0,9mm thick pre-coated aluminium seamless gutter, Colour brown including matching rivet-fixed mitres and end caps internally sealed using Silicon Mastic, to be hung by pop riveted internal aluminium hangers at 600mm centres.

RWP - DOWNPIPE
100x0,9mm thick pre-coated aluminium seamless downpipes, Colour brown including matching rivet-fixed mitres including brackets

5. CARPENTRY AND JOINERY

JO: PARTICLE BOARD CABINETS
Two compartment melamine faced particle board cabinets with high compact pressure laminate doors with individual numbers and ironmongery as indicated on the design drawings

FXT-123 PARTICLE BOARD SHELVING
Two compartment melamine faced particle board shelving with high compact edging as indicated on the design drawings.

6. CEILINGS AND PARTITIONS

C01: LAY-IN ACOUSTIC CEILING TILES
1200 x 600mm Lay-in acoustic biologically absorbable mineral wool ceiling tiles in exposed suspension grid system. The system to be class A and achieve a NRC of 0.90

C02: LAY-IN VINYL FACED CEILING TILES
1200 x 600mm Lay-in vinyl faced gypsum ceiling tiles in powder coated exposed suspension grid system. Ceiling system to include insulation and wall/ ceiling junction trims

C03
9mm Medium density plain grooved fibre cement boards in powder coated concealed suspension grid system. Ceiling system to include insulation and wall/ ceiling junction trims

C04

C05
Aluminium-zinc (AZ) alloy coated sheet to comply with SANS 9364/ SANS 14713 with a coating grade of AZ200 for coastal regions/ aggressive atmospheric conditions

W05: DRYWALL PARTITION ON METAL STUDS
Metal stud framework with top and bottom tracks, clad both sides with one layer of plasterboard and skim coated for decoration. Installation to include all insulation/ cavity batts, wall/ ceiling junction trims, skirting, beads, joints and corner reinforcement angles

SKIM COAT BOARD FINISH GYPSUM PLASTER
All drywalls to receive apPre-mixed lightweight retarded hemi-hydrate gypsum plaster applied 2mm thick and trowelled smooth with a polished finish.

7. FLOOR COVERING ,WALL LININGS

VINYL SHEETING
High quality flexible vinyl flooring with a monolayer and homogenous construction, non-directional-design and PUR reinforcement onto a proprietary floor levelling and smoothing compound. System to include all transition, division, threshold strips and skirting

GRANOLITHIC SCREEDS
The granolithic screed to be untinted and sealed. Bonded to the substrate in panels not exceeding 6m² with vee joints between adjacent bays. Minimum thickness of 25mm to floors and treads and 12mm to vertical surfaces. Trowel smooth to a polished surface with reeded strips to thresholds and steps

TIMBER SKIRTING
100mm high Timber skirting screw fixed at 450mm centres, mitered at corners and splayed joints in running lengths, suitable for decoration

POWER SKIRTING
Two tier, wall mounted powder coated steel power skirting plugged and screwed to wall as per Electrical Engineers Details

PORCELAIN FLOOR AND WALL TILING
Full bodied large format porcelain floor tiles (300 x 300mm) including skirting and all expansion joints, transition strips and trims

All floor covering and wall linings to details sheets series DOH - A - 5000

8. DOORS & IRONMONGERY
Refer to Door and Ironmongery schedules

9. METALWORK

STR01: GALVANIZED MILD STEEL COLUMN /STANCHIONS

Mild steel column shall be in accordance with the Structural Engineer's documentation

BAL01
Glavanized mild steel balustrade consisting of support posts and rod infill panels. Handrail to be welded to top of post with connecting pins and to be wreathed as necessary to provide a smooth continuum throughout its entire travel. Fix to substrate in accordance with the Structural Engineers documentation

BAL02: STAINLESS STEEL BALUSTRADE AND HANDRAIL
Stainless steel balustrade consisting of support posts and rod infill panels. Handrail to be welded to top of post with connecting pins and to be wreathed as necessary to provide a smooth continuum throughout its entire travel. Fix to substrate in accordance with the Structural Engineers documentation

HDR01: WALL MOUNTED STAINLESS STEEL HANDRAIL
Stainless steel handrail mounted to the wall with swan neck pins in accordance with the Structural Engineers documentation. Handrail to be wreathed as necessary to provide a smooth continuum throughout its entire travel

SD01
Aluminium louvre to specialist details

AMW01: METAL DESKS AND WORKTOPS
Hot dip galvanized steel welding table as per supplier – CODE: 756S5
Welding Table

10. PLUMBING AND DRAINAGE

Refer to Sanitary schedule
Refer to Civil Engineers' Dpecifications and drawings

11. GLAZING

Refer to door and window schedules

12. PAINTING

Refer to paint specification elsewhere specified

13. EXTERNAL WORKS
Refer to Civil Engineers' details and specifications

14. MECHANICAL INSTALLETIONS
Refer to Mechanical Engineers' details and specifications

15. ELECTRICAL
Refer to Electrical Engineers' details and specifications

16 FIRE INSTALLATIONS
Refer to Fire Engineers' details and specifications

No.	Date	Amendment	Issued to

GENERAL NOTES

1. All drawings to read to be read in conjunction with Engineers Drawings
2. Contractor to report any discrepancies or contradiction to the architect immediately.
3. No drawings are to be scaled.
4. All brickwork is to be set out using a profile marked at 85 mm c/c & 128 mm c/c for maxi bricks
5. The contractor must have a full set of dwg's on site during construction.
6. All dimensions as indicated on plan are to be set out on a level horizontal plane.
7. The contractor is to build in SABS approved DPC's whether or not these are shown on drawings, to all external walls at each floor, beam or parapet level and to all windows, doors, grilles or other openings in external

SANS 10400 NOTES:
1. All work to comply with SANS 10400 standards and specifications
2. Structural design to Engineer's specification and complies with parts H, J, K, L, M or N of SANS 10400
3. All dimensions of rooms and spaces to comply with SANS 10400-C
4. All sanitary facilities comply with SANS 10400-F
5. All roof gutters and down pipes to comply with SANS 10400- R
6. All glazing to comply with part N of SANS 10400
7. Safety glass to be used within 300mm of FFL to comply with SANS 10400-N regulations
8. All drainage subject to an agreement certificate and to comply with SANS 10400-P
9. All disposal of storm water to comply with SANS 10400-R
10. Facilities for disabled persons are provided and are in accordance to SANS 10400-S

WIMS number: 070638
page type: A0

HEALTH DEPARTMENT SIGNATURES

FACILITY	
FACILITY CEO	
FACILITY MANAGER	
DISTRICT MANAGER	
DOH PROJECT LEADER	
Checked by (Professional Consultant)	
Name	
	2022/10/27 15:25:15
Signature	Date

consultant

15 The Boulevard
Westway Office Park,
Westville,
Durban, 3630
Tel. 031 265 0444
email. george@ukuza.co.za

UKUZA CONSULTING (PTY) LTD

ARCHITECTURE

public works
Department:
Public Works
PROVINCE OF KWAZULU-NATAL

health
Department:
Health
PROVINCE OF KWAZULU-NATAL

Project
PROPOSED NEW ORTHOTIC AND PROSTHETICS CENTRE ON THANDUYISE DRIVE, ERF 1241, NGWELEZANE HOSPITAL, NGWELEZANE A, EMPANGENI, KWAZULU NATAL PROVINCE

Drawing title
SECTIONS H - H, J - J & K - K

Project Stage
070638 - STAGE 4 TENDER

Drawn	gck		Date
scale	1 : 50		2022/10/27 15:25:15

drawing number
070638 DOH - A- 3002 - 0

Drawing Number ID

070638	= WIMS no
DOH	= Department
A	= Consultant Discipline
0000	= Drawing No
0	= Revision No

ANNEXURE D - DRAWINGS

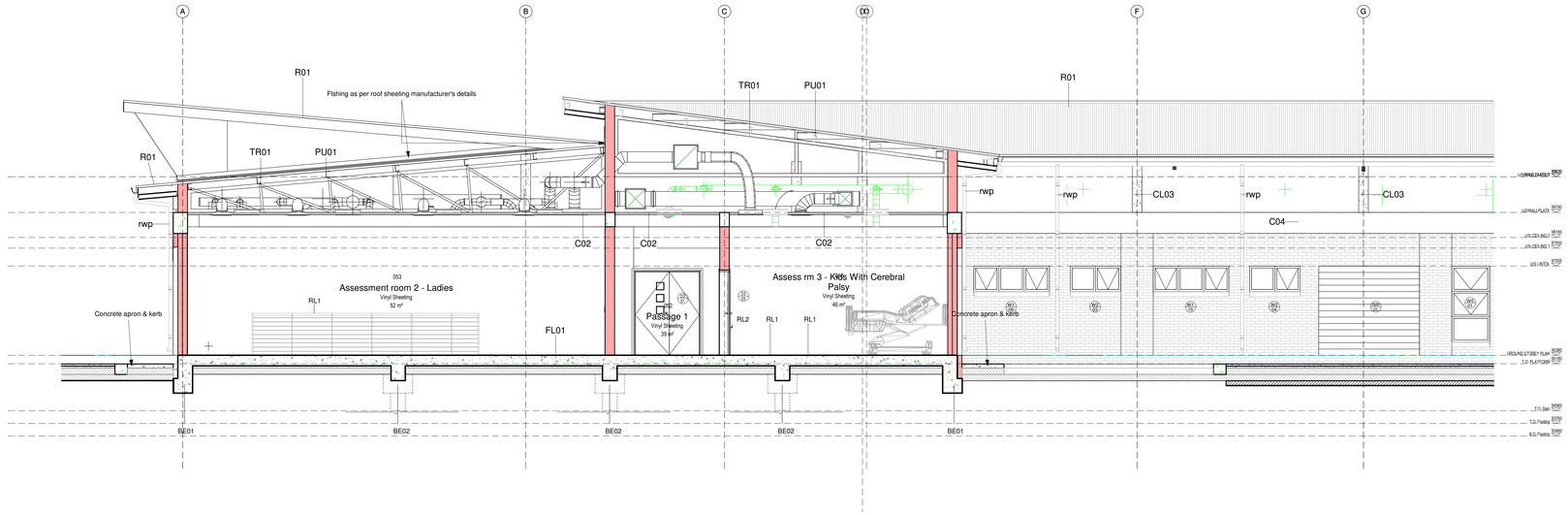

SECTION M - M
Scale: 1 : 50

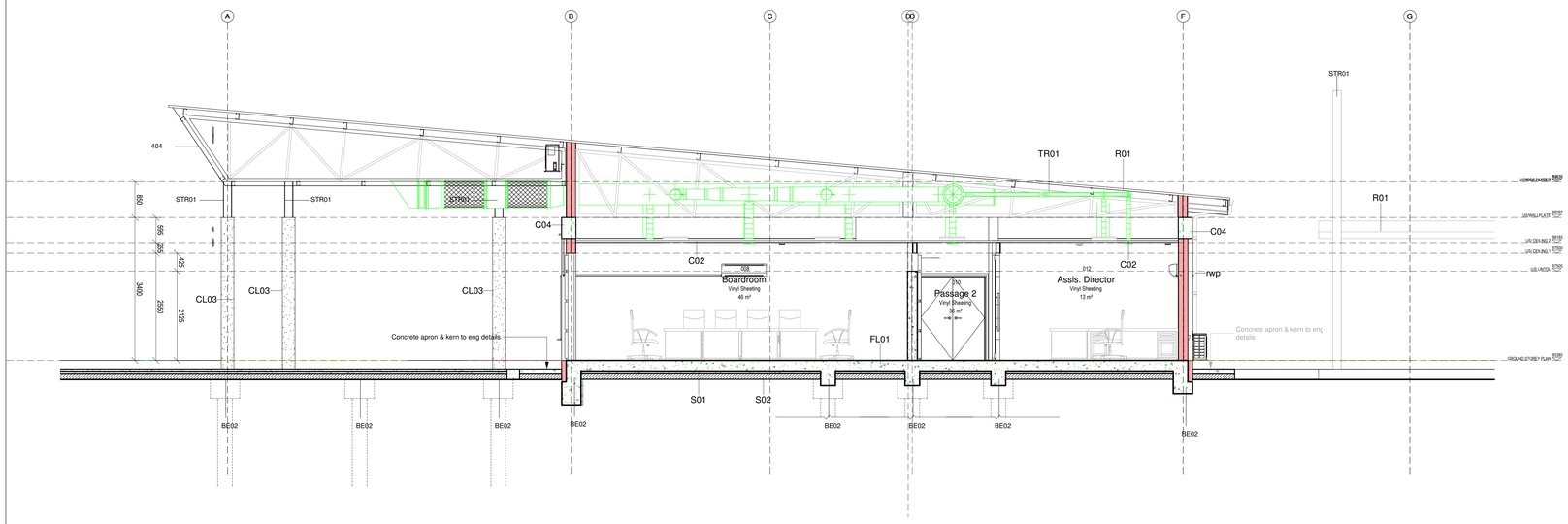

SECTION N - N
Scale: 1 : 50

1. **CONCRETE**

FL01: CONCRETE SURFACE BED (WOOD FLOATED CONCRETE)
250mm thick Continuous, cast in-situ, concrete in accordance with SANS 2001-CC1 and the Structural Engineer's documentation.

FLO1: POLISHED CONCRETE FLOOR
250mm thick Continuous, cast in-situ, concrete surface bed in accordance with SANS 2001-CC1 and the Structural Engineer's documentation. Surface sealer on honed concrete surface. Honing to be either wet /dry ductless with a maximum deviation from a 3-m straight edge placed anywhere on the surface. (deviation value as per Engineer)

FL02: SUSPENDED ROOF SLAB
Continuous, cast in-situ, concrete in accordance with SANS 2001-CC1 and the Structural Engineer's documentation

BE01 FOUNDATION BEAM
465 x 900mm reinforced concrete ground beams concrete in accordance with SANS 2001-CC1 and as indicated on the Structural Engineers documentation.

BE02 FOUNDATION BEAM
465 x 900mm reinforced concrete ground beams concrete in accordance with SANS 2001-CC1 and as indicated on the Structural Engineers documentation.

PILES
CONCRETE PILES
350mm Diameter Concrete piles in accordance with SAbS 1200F and as per Engineers' design

BE03: PILE CAPS 1

1600x700x900 reinforced concrete pile caps as per Engineers specifications

BE04: PILE CAPS 2
700x700x900 reinforced concrete pile caps as per Engineers specifications

CL3: CONCRETE COLUMNS

230 x 460mm, 230X800mmmmreinforced concrete columns concrete in accordance with SANS 2001-CC1 and as indicated on the Structural Engineers documentation.

2. MASONRY
W04 110MM CLAY SOLID COMMON BRICKWORK
Single skin common clay brick wall in stretcher bond with joints raked out to receive selected finish. Wall includes bed joint reinforcement, head restraints, starters and lintels

W02 230MM CLAY SOLID COMMON BRICKWORK
Double skin common clay brick wall in stretcher bond with joints raked out to receive selected finish. Wall includes bed joint reinforcement, head restraints, starters and lintels

W03 270MM CLAY CAVITY BRICK WALL
Double skin common clay brick wall in stretcher bond with joints raked out to receive selected finish. Wall includes bed joint reinforcement, head restraints, starters, wall ties, cavity trays and lintels. Wall tie spacing to be in accordance with SANS 10164.

ONE COAT SMOOTH CEMENT SAND RENDER
All plastered walls to haveThe mix proportions of cement to sand of to 3½-4½ for dense, strong and smooth or moderately strong and porous backgrounds: or 1 to 4½ for backgrounds that are moderately weak and porous. Thickness Excluding dubbing out, to be 12mm minimum, 15mm maximum. Steel Trowel finish

3. WATERPROOFING (EXPOSED CONCRETE ROOF SLAB)

A. TORCH-ON BITUMEN ROOF WATERPROOFING DOUBLE MEMBRANE

Proprietary fully bonded double membrane system, comprising a hot applied (torch system) longitudinal glass fibre reinforced plastomeric membranes on a minimum 50mm screed to falls. Top of upstand to receive an acrylic based emulsion waterproofing coating. All in accordance with the manufacturers written recommendations

B. PROTECTIVE LIQUID COATING TO WATERPROOFING MEMBRANE
Proprietary solar reflectant water based liquid protective coating to waterproofing membrane. Application to be in accordance with the manufacturers written recommendations and to be compatible with the substrate.

4. ROOFING

R01 PROFILED SHEET STEEL ROOFING
Colour coated galvanised sheet metal double-interlocking concealed fix profiled roofing fixed to purlinsrafters in accordance with the Structural Engineer's documentation. Roof installation to include all accessories such as ridge pieces, capping, flashings, trims, aprons, gutters, corner pieces, drips etc.

TR01: GALVANIZED MILD STEEL TRUSS
Mild steel roof truss in accordance with the Structural Engineer's documentation

PU01
Mild steel purlins in accordance with the Structural Engineer's documentation

R04: PROFILED ALUMINIUM SHEET CLADDING
Aluminium-zinc (AZ) alloy coated sheet to comply with SANS 9364/ SANS 14713 with a coating grade of AZ200 for coastal regions/ aggressive atmospheric conditions

R05: HEADWALL /SIDE WALL FLASHING
Flashing girth 375mm & counter flashing girth 185mm on headwall

R06: APEX FLASHING
Apex end flashing 670mm girth, three times bent along girth and notched on site to suit roof profile.

R07: TIMBER ROOF TRUSSES & PURLINS

114x38mm Treated Timber roof trusses at 1100mm centres to Engineers Details.
75x50mm Treated timber Purlins at 100mm Centres

IN01: INSULATION
75mm laminated polyisocyanurate core insulation board , with a minimum core density of 34 kg/m3. Upper facing to be natural matt and lower exposed facing to be white matt. Supplied in widths of 1220mm to be fixed above 175x50mm lipped channel steel purlins in conjunction with roofcovering.

IN02: INSULATION
Flexible ilsover 100mm thick, nominal density 12kg/m³, non-combustible Factoryfile roof insulation with reinforced foil facing, fixed under roof sheeting over 75x50mm purlins and galvanized wire at 300mm cc. Overlapping foil edges to be stapled together as per manufacturers recommendations

R02: FACIABOARDS /BARDGEBOARDS
450mm girth, three times bent along girth and notched on site to suit roof profile as fascia board & flashing

R03: GUTTERS

150x125x0,9mm thick pre-coated aluminium seamless gutter, Colour brown including matching rivet-fixed mitres and end caps internally sealed using Silicon Mastic, to be hung by pop riveted internal aluminium hangers at 600mm centres.

RWP - DOWNPIPE
100x0,9mm thick pre-coated aluminium seamless downpipes, Colour brown including matching rivet-fixed mitres including brackets

5. CARPENTRY AND JOINERY

JO: PARTICLE BOARD CABINETS
Two compartment melamine faced particle board cabinets with high compact pressure laminate doors with individual numbers and ironmongery as indicated on the design drawings

FXT-123 PARTICLE BOARD SHELVING
Two compartment melamine faced particle board shelving with high compact edging as indicated on the design drawings.

6. CEILINGS AND PARTITIONS

C01: LAY-IN ACOUSTIC CEILING TILES
1200 x 600mm Lay-in acoustic biologically absorbable mineral wool ceiling tiles in exposed suspension grid system. The system to be class A and achieve a NRC of 0.90

C02: LAY-IN VINYL FACED CEILING TILES
1200 x 600mm Lay-in vinyl faced gypsum ceiling tiles in powder coated exposed suspension grid system. Ceiling system to include insulation and wall/ ceiling junction trims

C03
9mm Medium density plain grooved fibre cement boards in powder coated concealed suspension grid system. Ceiling system to include insulation and wall/ ceiling junction trims

C04

C05
Aluminium-zinc (AZ) alloy coated sheet to comply with SANS 9364/ SANS 14713 with a coating grade of AZ200 for coastal regions/ aggressive atmospheric conditions

W05: DRYWALL PARTITION ON METAL STUDS
Metal stud framework with top and bottom tracks, clad both sides with one layer of plasterboard and skim coated for decoration. Installation to include all insulation/ cavity batts, wall/ ceiling junction trims, skirting, beads, joints and corner reinforcement angles

SKIM COAT BOARD FINISH GYPSUM PLASTER
All drywalls to receive apPre-mixed lightweight retarded hemi-hydrate gypsum plaster applied 2mm thick and trowelled smooth with a polished finish.

7. FLOOR COVERING ,WALL LININGS

VINYL SHEETING
High quality flexible vinyl flooring with a monolayer and homogenous construction, non-directional-design and PUR reinforcement onto a proprietary floor levelling and smoothing compound. System to include all transition, division, threshold strips and skirting

GRANOLITHIC SCREEDS
The granolithic screed to be untinted and sealed. Bonded to the substrate in panels not exceeding 6m² with vee joints between adjacent bays. Minimum thickness of 25mm to floors and treads and 12mm to vertical surfaces. Trowel smooth to a polished surface with reeded strips to thresholds and steps

TIMBER SKIRTING
100mm high Timber skirting screw fixed at 450mm centres, mitered at corners and splayed joints in running lengths, suitable for decoration

POWER SKIRTING
Two tier, wall mounted powder coated steel power skirting plugged and screwed to wall as per Electrical Engineers Details

PORCELAIN FLOOR AND WALL TILING
Full bodied large format porcelain floor tiles (300 x 300mm) including skirting and all expansion joints, transition strips and trims

All floor covering and wall linings to details sheets series DOH - A - 5000

8. DOORS & IRONMONGERY
Refer to Door and Ironmongery schedules

9. METALWORK

STR01: GALVANIZED MILD STEEL COLUMN /STANCHIONS

Mild steel column shall be in accordance with the Structural Engineer's documentation

BAL01
Glavanized mild steel balustrade consisting of support posts and rod infill panels. Handrail to be welded to top of post with connecting pins and to be wreathed as necessary to provide a smooth continuum throughout its entire travel. Fix to substrate in accordance with the Structural Engineers documentation

BAL02: STAINLESS STEEL BALUSTRADE AND HANDRAIL
Stainless steel balustrade consisting of support posts and rod infill panels. Handrail to be welded to top of post with connecting pins and to be wreathed as necessary to provide a smooth continuum throughout its entire travel. Fix to substrate in accordance with the Structural Engineers documentation

HDR01: WALL MOUNTED STAINLESS STEEL HANDRAIL
Stainless steel handrail mounted to the wall with swan neck pins in accordance with the Structural Engineers documentation. Handrail to be wreathed as necessary to provide a smooth continuum throughout its entire travel

SD01
Aluminium louvre to specialist details

AMW01: METAL DESKS AND WORKTOPS
Hot dip galvanized steel welding table as per supplier – CODE: 756S5
Welding Table

10. PLUMBING AND DRAINAGE

Refer to Sanitary schedule
Refer to Civil Engineers' Dpecifications and drawings

11. GLAZING

Refer to door and window schedules

12. PAINTING

Refer to paint specification elsewhere specified

13. EXTERNAL WORKS
Refer to Civil Engineers' details and specifications

14. MECHANICAL INSTALLETIONS
Refer to Mechanical Engineers' details and specifications

15. ELECTRICAL
Refer to Electrical Engineers' details and specifications

16 FIRE INSTALLATIONS
Refer to Fire Engineers' details and specifications

No.	Date	Amendment	Issued to

GENERAL NOTES

1. All drawings to read to be read in conjunction with Engineers Drawings
2. Contractor to report any discrepancies or contradiction to the architect immediately.
3. No drawings are to be scaled.
4. All brickwork is to be set out using a profile marked at 85 mm c/c & 128 mm c/c for maxi bricks
5. The contractor must have a full set of dwg's on site during construction.
6. All dimensions as indicated on plan are to be set out on a level horizontal plane.
7. The contractor is to build in SABS approved DPC's whether or not these are shown on drawings, to all external walls at each floor, beam or parapet level and to all windows, doors, grilles or other openings in external

SANS 10400 NOTES:
1. All work to comply with SANS 10400 standards and specifications
2. Structural design to Engineer's specification and complies with parts H, J, K, L, M or N of SANS 10400
3. All dimensions of rooms and spaces to comply with SANS 10400-C
4. All sanitary facilities comply with SANS 10400-F
5. All roof gutters and down pipes to comply with SANS 10400- R
6. All glazing to comply with part N of SANS 10400
7. Safety glass to be used within 300mm of FFL to comply with SANS 10400-N regulations
8. All drainage subject to an agreement certificate and to comply with SANS 10400-P
9. All disposal of storm water to comply with SANS 10400-R
10. Facilities for disabled persons are provided and are in accordance to SANS 10400-S

WIMS number: 070638
page type: A0

HEALTH DEPARTMENT SIGNATURES

FACILITY	
FACILITY CEO	
FACILITY MANAGER	
DISTRICT MANAGER	
DOH PROJECT LEADER	
Checked by (Professional Consultant)	
Name	
	2022/10/27 15:25:17
Signature	Date

consultant
15 The Boulevard
Westway Office Park,
Westville,
Durban, 3630
Tel. 031 265 0444
email. george@ukuza.co.za
UKUZA CONSULTING (PTY) LTD

ARCHITECTURE

public works
Department:
Public Works
PROVINCE OF KWAZULU-NATAL

health
Department:
Health
PROVINCE OF KWAZULU-NATAL

Project
PROPOSED NEW ORTHOTIC AND PROSTHETICS CENTRE ON THANDUYISE DRIVE, ERF 1241, NGWELEZANE HOSPITAL, NGWELEZANE A, EMPANGENI, KWAZULU NATAL PROVINCE

Drawing title
SECTIONS M - M & N - N

Project Stage
070638 - STAGE 4 TENDER

Drawn	gck	Date
scale	1 : 50	2022/10/27 15:25:17

drawing number
070638 DOH - A- 3003 - 0

Drawing Number ID

070638	= WIMS no
DOH	= Department
A	= Consultant Discipline
0000	= Drawing No
0	= Revision No

ANNEXURE D - DRAWINGS

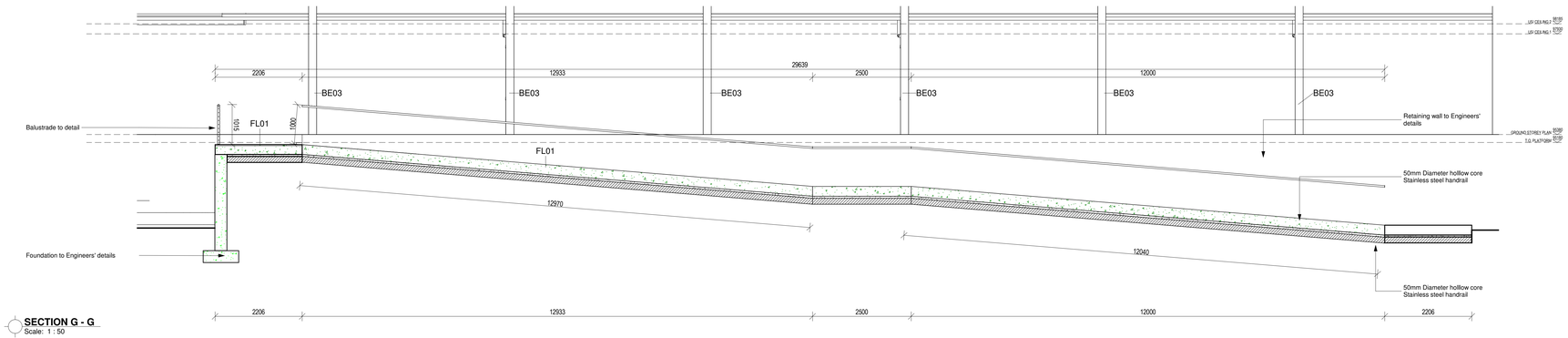

SECTION G - G
Scale: 1 : 50

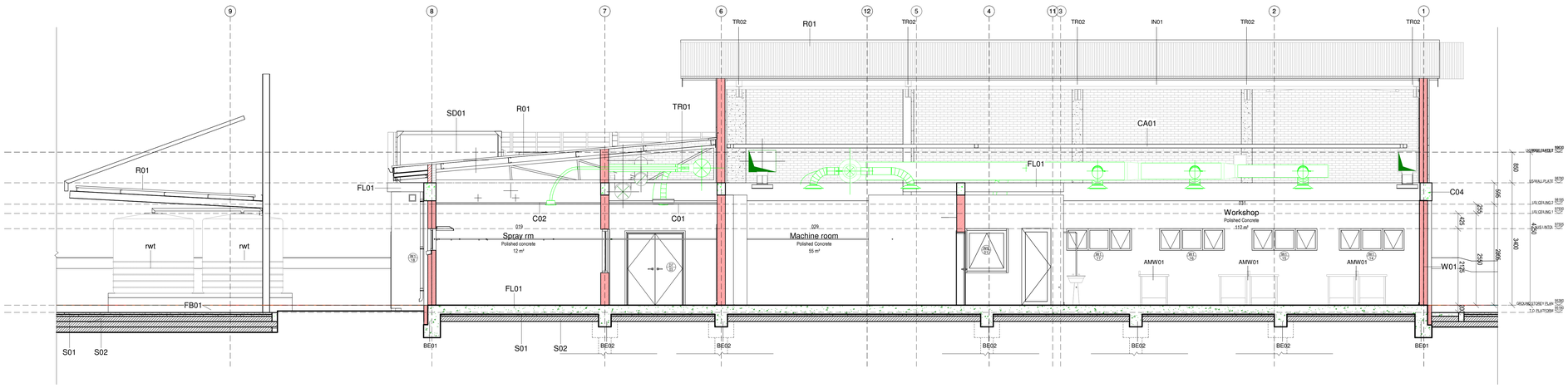

SECTION L - L
Scale: 1 : 50

1. **CONCRETE**

FL01: CONCRETE SURFACE BED (WOOD FLOATED CONCRETE)
250mm thick Continuous, cast in-situ, concrete in accordance with SANS 2001-CC1 and the Structural Engineer's documentation.

FL01: POLISHED CONCRETE FLOOR
250mm thick Continuous, cast in-situ, concrete surface bed in accordance with SANS 2001-CC1 and the Structural Engineer's documentation. Surface sealer on honed concrete surface. Honing to be either wet /dry ductless with a maximum deviation from a 3-m straight edge placed anywhere on the surface. (deviation value as per Engineer)

FL02: SUSPENDED ROOF SLAB
Continuous, cast in-situ, concrete in accordance with SANS 2001-CC1 and the Structural Engineer's documentation

BE01 FOUNDATION BEAM
465 x 900mm reinforced concrete ground beams concrete in accordance with SANS 2001-CC1 and as indicated on the Structural Engineers documentation.

BE02 FOUNDATION BEAM
465 x 900mm reinforced concrete ground beams concrete in accordance with SANS 2001-CC1 and as indicated on the Structural Engineers documentation.

PILES
CONCRETE PILES
350mm Diameter Concrete piles in accordance with SAbS 1200F and as per Engineers' design

BE03: PILE CAPS 1

1600x700x900 reinforced concrete pile caps as per Engineers specifications

BE04: PILE CAPS 2
700x700x900 reinforced concrete pile caps as per Engineers specifications

CL3: CONCRETE COLUMNS

230 x 460mm, 230X800mmmmreinforced concrete columns concrete in accordance with SANS 2001-CC1 and as indicated on the Structural Engineers documentation.

2. MASONRY
W04 110MM CLAY SOLID COMMON BRICKWORK
Single skin common clay brick wall in stretcher bond with joints raked out to receive selected finish. Wall includes bed joint reinforcement, head restraints, starters and lintels

W02 230MM CLAY SOLID COMMON BRICKWORK
Double skin common clay brick wall in stretcher bond with joints raked out to receive selected finish. Wall includes bed joint reinforcement, head restraints, starters and lintels

W03 270MM CLAY CAVITY BRICK WALL
Double skin common clay brick wall in stretcher bond with joints raked out to receive selected finish. Wall includes bed joint reinforcement, head restraints, starters, wall ties, cavity trays and lintels. Wall tie spacing to be in accordance with SANS 10164.

ONE COAT SMOOTH CEMENT SAND RENDER
All plastered walls to haveThe mix proportions of cement to sand of to 3½-4½ for dense, strong and smooth or moderately strong and porous backgrounds: or 1 to 4½ for backgrounds that are moderately weak and porous. Thickness Excluding dubbing out, to be 12mm minimum, 15mm maximum. Steel Trowel finish

3. WATERPROOFING (EXPOSED CONCRETE ROOF SLAB)

A. TORCH-ON BITUMEN ROOF WATERPROOFING DOUBLE MEMBRANE

Proprietary fully bonded double membrane system, comprising a hot applied (torch system) longitudinal glass fibre reinforced plastomeric membranes on a minimum 50mm screed to falls. Top of upstand to receive an acrylic based emulsion waterproofing coating. All in accordance with the manufacturers written recommendations

B. PROTECTIVE LIQUID COATING TO WATERPROOFING MEMBRANE
Proprietary solar reflectant water based liquid protective coating to waterproofing membrane. Application to be in accordance with the manufacturers written recommendations and to be compatible with the substrate.

4. ROOFING

R01 PROFILED SHEET STEEL ROOFING
Colour coated galvanised sheet metal double-interlocking concealed fix profiled roofing fixed to purlinsrafters in accordance with the Structural Engineer's documentation. Roof installation to include all accessories such as ridge pieces, capping, flashings, trims, aprons, gutters, corner pieces, drips etc.

TR01: GALVANIZED MILD STEEL TRUSS
Mild steel roof truss in accordance with the Structural Engineer's documentation

PU01
Mild steel purlins in accordance with the Structural Engineer's documentation

R04: PROFILED ALUMINIUM SHEET CLADDING
Aluminium-zinc (AZ) alloy coated sheet to comply with SANS 9364/ SANS 14713 with a coating grade of AZ200 for coastal regions/ aggressive atmospheric conditions

R05: HEADWALL /SIDE WALL FLASHING
Flashing girth 375mm & counter flashing girth 185mm on headwall

R06: APEX FLASHING
Apex end flashing 670mm girth, three times bent along girth and notched on site to suit roof profile.

R07: TIMBER ROOF TRUSSES & PURLINS

114x38mm Treated Timber roof trusses at 1100mm centres to Engineers Details.
75x50mm Treated timber Purlins at 100mm Centres

IN01: INSULATION
75mm laminated polyisocyanurate core insulation board , with a minimum core density of 34 kg/m3. Upper facing to be natural matt and lower exposed facing to be white matt. Supplied in widths of 1220mm to be fixed above 175x50mm lipped channel steel purlins in conjunction with roofcovering.

IN02: INSULATION
Flexible louver 100mm thick, nominal density 12kg/m³, non-combustible Factoryfire roof insulation with reinforced foil facing, fixed under roof sheeting over 75x50mm purlins and galvanized wire at 300mm cc. Overlapping foil edges to be stapled together as per manufacturers recommendations

R02: FACIABOARDS /BARDGEBOARDS
450mm girth, three times bent along girth and notched on site to suit roof profile as fascia board & flashing

R03: GUTTERS

150x125x0,9mm thick pre-coated aluminium seamless gutter, Colour brown including matching rivet-fixed mitres and end caps internally sealed using Silicon Mastic, to be hung by pop riveted internal aluminium hangers at 600mm centres.

RWP - DOWNPIPE
100x0,9mm thick pre-coated aluminium seamless downpipes, Colour brown including matching rivet-fixed mitres including brackets

5. CARPENTRY AND JOINERY

JO: PARTICLE BOARD CABINETS
Two compartment melamine faced particle board cabinets with high compact pressure laminate doors with individual numbers and ironmongery as indicated on the design drawings

FXT-123 PARTICLE BOARD SHELVING
Two compartment melamine faced particle board shelving with high compact edging as indicated on the design drawings.

6. CEILINGS AND PARTITIONS

C01: LAY-IN ACOUSTIC CEILING TILES
1200 x 600mm Lay-in acoustic biologically absorbable mineral wool ceiling tiles in exposed suspension grid system. The system to be class A and achieve a NRC of 0.90

C02: LAY-IN VINYL FACED CEILING TILES
1200 x 600mm Lay-in vinyl faced gypsum ceiling tiles in powder coated exposed suspension grid system. Ceiling system to include insulation and wall/ ceiling junction trims

C03
9mm Medium density plain grooved fibre cement boards in powder coated concealed suspension grid system. Ceiling system to include insulation and wall/ ceiling junction trims

C04

C05
Aluminium-zinc (AZ) alloy coated sheet to comply with SANS 9364/ SANS 14713 with a coating grade of AZ200 for coastal regions/ aggressive atmospheric conditions

W05: DRYWALL PARTITION ON METAL STUDS
Metal stud framework with top and bottom tracks, clad both sides with one layer of plasterboard and skim coated for decoration. Installation to include all insulation/ cavity batts, wall/ ceiling junction trims, skirting, beads, joints and corner reinforcement angles

SKIM COAT BOARD FINISH GYPSUM PLASTER
All drywalls to receive apPre-mixed lightweight retarded hemi-hydrate gypsum plaster applied 2mm thick and trowelled smooth with a polished finish.

7. FLOOR COVERING ,WALL LININGS

VINYL SHEETING
High quality flexible vinyl flooring with a monolayer and homogenous construction, non-directional-design and PUR reinforcement onto a proprietary floor levelling and smoothing compound. System to include all transition, division, threshold strips and skirting

GRANOLITHIC SCREEDS
The granolithic screed to be untinted and sealed. Bonded to the substrate in panels not exceeding 6m² with vee joints between adjacent bays. Minimum thickness of 25mm to floors and treads and 12mm to vertical surfaces. Trowel smooth to a polished surface with reeded strips to thresholds and steps

TIMBER SKIRTING
100mm high Timber skirting screw fixed at 450mm centres, mitered at corners and splayed joints in running lengths, suitable for decoration

POWER SKIRTING
Two tier, wall mounted powder coated steel power skirting plugged and screwed to wall as per Electrical Engineers Details

PORCELAIN FLOOR AND WALL TILING
Full bodied large format porcelain floor tiles (300 x 300mm) including skirting and all expansion joints, transition strips and trims

All floor covering and wall linings to details sheets series DOH - A - 5000

8. DOORS & IRONMONGERY
Refer to Door and Ironmongery schedules

9. METALWORK

STR01: GALVANIZED MILD STEEL COLUMN /STANCHIONS

Mild steel column shall be in accordance with the Structural Engineer's documentation

BAL01
Glavanized mild steel balustrade consisting of support posts and rod infill panels. Handrail to be welded to top of post with connecting pins and to be wreathed as necessary to provide a smooth continuum throughout its entire travel. Fix to substrate in accordance with the Structural Engineers documentation

BAL02: STAINLESS STEEL BALUSTRADE AND HANDRAIL
Stainless steel balustrade consisting of support posts and rod infill panels. Handrail to be welded to top of post with connecting pins and to be wreathed as necessary to provide a smooth continuum throughout its entire travel. Fix to substrate in accordance with the Structural Engineers documentation

HDR01: WALL MOUNTED STAINLESS STEEL HANDRAIL
Stainless steel handrail mounted to the wall with swan neck pins in accordance with the Structural Engineers documentation. Handrail to be wreathed as necessary to provide a smooth continuum throughout its entire travel

SD01
Aluminium louvre to specialist details

AMW01: METAL DESKS AND WORKTOPS
Hot dip galvanized steel welding table as per supplier – CODE: 756S5
Welding Table

10. PLUMBING AND DRAINAGE

Refer to Sanitary schedule
Refer to Civil Engineers' Dpecifications and drawings

11. GLAZING

Refer to door and window schedules

12. PAINTING

Refer to paint specification elsewhere specified

13. EXTERNAL WORKS
Refer to Civil Engineers' details and specifications

14. MECHANICAL INSTALLETIONS
Refer to Mechanical Engineers' details and specifications

15. ELECTRICAL
Refer to Electrical Engineers' details and specifications

16 FIRE INSTALLATIONS
Refer to Fire Engineers' details and specifications

No.	Date	Amendment	Issued to

GENERAL NOTES

1. All drawings to read to be read in conjunction with Engineers Drawings
2. Contractor to report any discrepancies or contradiction to the architect immediately.
3. No drawings are to be scaled.
4. All brickwork is to be set out using a profile marked at 85 mm c/c & 128 mm c/c for maxi bricks
5. The contractor must have a full set of dwg's on site during construction.
6. All dimensions as indicated on plan are to be set out on a level horizontal plane.
7. The contractor is to build in SABS approved DPC's whether or not these are shown on drawings, to all external walls at each floor, beam or parapet level and to all windows, doors, grilles or other openings in external

SANS 10400 NOTES:
1. All work to comply with SANS 10400 standards and specifications
2. Structural design to Engineer's specification and complies with parts H, J, K, L, M or N of SANS 10400
3. All dimensions of rooms and spaces to comply with SANS 10400-C
4. All sanitary facilities comply with SANS 10400-F
5. All roof gutters and down pipes to comply with SANS 10400- R
6. All glazing to comply with part N of SANS 10400
7. Safety glass to be used within 300mm of FFL to comply with SANS 10400-N regulations
8. All drainage subject to an agreement certificate and to comply with SANS 10400-P
9. All disposal of storm water to comply with SANS 10400-R
10. Facilities for disabled persons are provided and are in accordance to SANS 10400-S

WIMS number: 070638
page type: A0

HEALTH DEPARTMENT SIGNATURES

FACILITY	
FACILITY CEO	
FACILITY MANAGER	
DISTRICT MANAGER	
DOH PROJECT LEADER	

Checked by (Professional Consultant)

Name		2022/10/27 15:25:19
Signature		Date

consultant
15 The Boulevard
Westway Office Park,
Westville,
Durban, 3630
Tel. 031 265 0444
email. george@ukuza.co.za
UKUZA CONSULTING (PTY) LTD

ARCHITECTURE

public works
Department:
Public Works
PROVINCE OF KWAZULU-NATAL

health
Department:
Health
PROVINCE OF KWAZULU-NATAL

Project
PROPOSED NEW ORTHOTIC AND PROSTHETICS CENTRE ON THANDUYISE DRIVE, ERF 1241, NGWELEZANE HOSPITAL, NGWELEZANE A, EMPANGENI, KWAZULU NATAL PROVINCE

Drawing title
SECTIONS G - G & L - L

Project Stage
070638 - STAGE 4 TENDER

Drawn	gck		Date
scale	1 : 50		2022/10/27 15:25:19

drawing number
070638 DOH - A- 3004 - 0

Drawing Number ID

070638	= WIMS no
DOH	= Department
A	= Consultant Discipline
0000	= Drawing No
0	= Revision No

ANNEXURE D - DRAWINGS

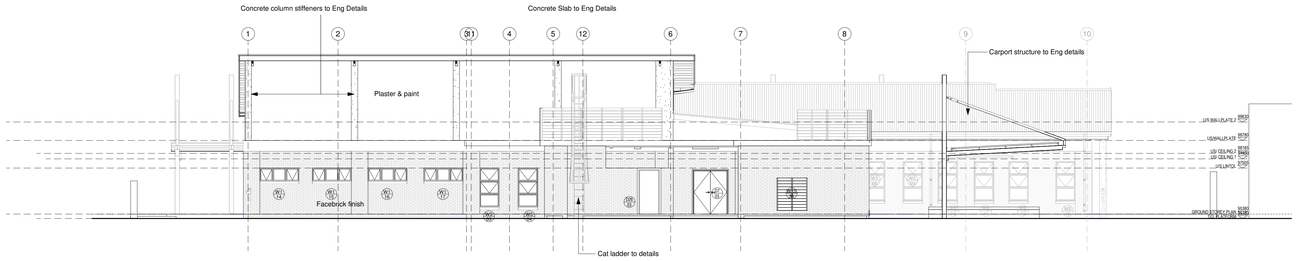

NORTH EAST ELEVATION
Scale: 1 : 100

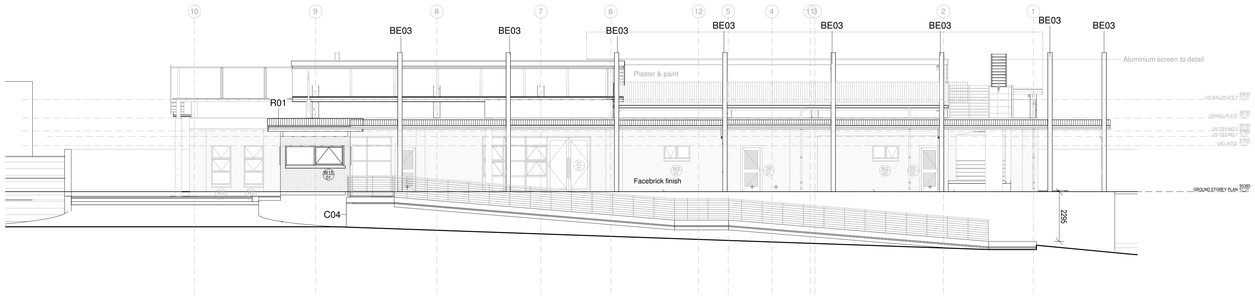

SOUTH WEST ELEVATION
Scale: 1 : 100

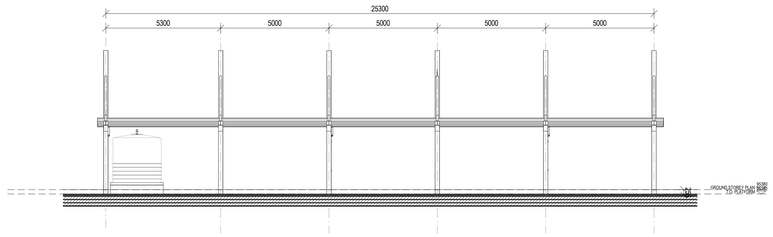

SECTIONAL ELEVATION BB
Scale: 1 : 100

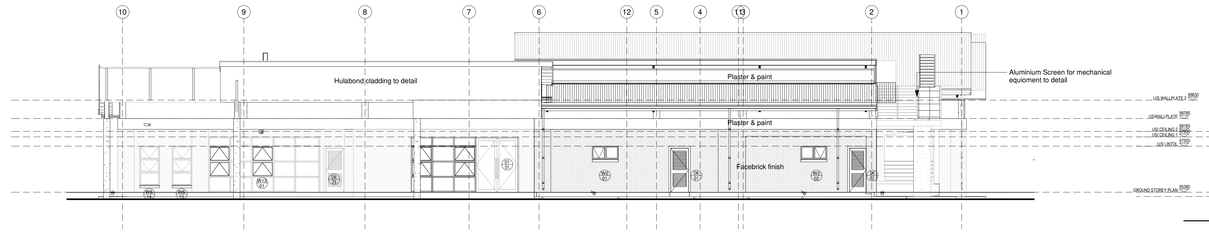

SECTIONAL ELEVATION A
Scale: 1 : 100

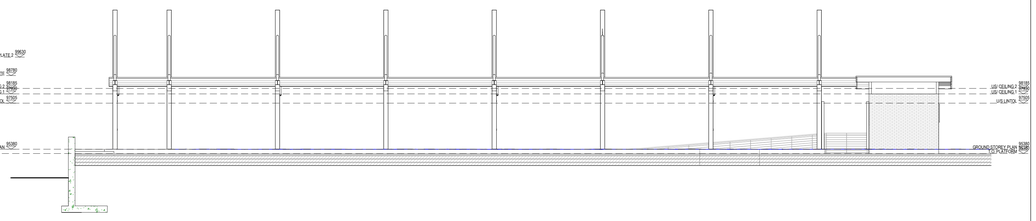

SECTIONAL ELEVATION AA
Scale: 1 : 100

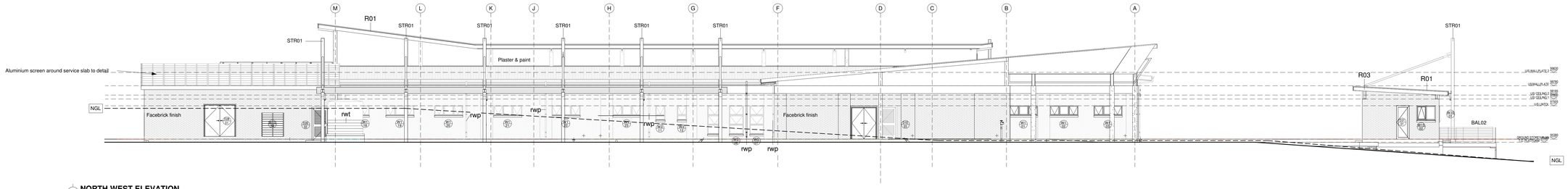

NORTH WEST ELEVATION
Scale: 1 : 100

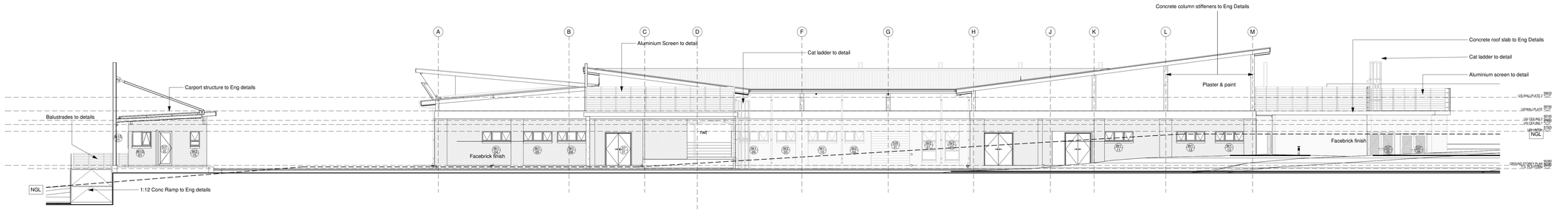

SOUTH EAST ELEVATION
Scale: 1 : 100

No.	Date	Amendment	Issued to

GENERAL NOTES

1. All drawings to read to be read in conjunction with Engineers Drawings
2. Contractor to report any discrepancies or contradiction to the architect immediately.
3. No drawings are to be scaled.
4. All brickwork is to be set out using a profile marked at 85 mm c/c & 128 mm c/c for maxi bricks
5. The contractor must have a full set of dwg's on site during construction.
6. All dimensions as indicated on plan are to be set out on a level horizontal plane.
7. The contractor is to build in SABS approved DPC's whether or not these are shown on drawings, to all external walls at each floor, beam or parapet level and to all windows, doors, grilles or other openings in external

SANS 10400 NOTES:

1. All work to comply with SANS 10400 standards and specifications
2. Structural design to Engineer's specification and complies with parts H, J, K, L, M or N of SANS 10400
3. All dimensions of rooms and spaces to comply with SANS 10400-C
4. All sanitary facilities comply with SANS 10400-F
5. All roof gutters and down pipes to comply with SANS 10400- R
6. All glazing to comply with part N of SANS 10400
7. Safety glass to be used within 300mm of FFL to comply with SANS 10400-N regulations
8. All drainage subject to an agreement certificate and to comply with SANS 10400-P
9. All disposal of storm water to comply with SANS 10400-R
10. Facilities for disabled persons are provided and are in accordance to SANS 10400-S

WIMS number	page type
070638	A0

HEALTH DEPARTMENT SIGNATURES	
FACILITY	
FACILITY CEO	
FACILITY MANAGER	
DISTRICT MANAGER	
DOH PROJECT LEADER	
Checked by (Professional Consultant)	
Name	
	2022/10/27 15:25:27
Signature	Date

consultant

15 The Boulevard
Westway Office Park,
Westville,
Durban, 3630
Tel. 031 265 0444
email. george@ukuza.co.za

UKUZA CONSULTING (PTY) LTD

ARCHITECTURE

public works
Department:
Public Works
PROVINCE OF KWAZULU-NATAL

health
Department:
Health
PROVINCE OF KWAZULU-NATAL

Project

PROPOSED NEW ORTHOTIC AND PROSTHETICS CENTRE ON THANDUYISE DRIVE, ERF 1241, NGWELEZANE HOSPITAL, NGWELEZANE A, EMPANGENI, KWAZULU NATAL PROVINCE

Drawing title

ELEVATIONS

Project Stage

070638 - STAGE 4 TENDER

Drawn	gck	Date	
scale	1 : 100		2022/10/27 15:25:27

drawing number

070638 DOH - A- 4000 - 0

Drawing Number ID	
070638	= WIMS no
DOH	= Department
A	= Consultant Discipline
0000	= Drawing No
0	= Revision No

ANNEXURE D - DRAWINGS

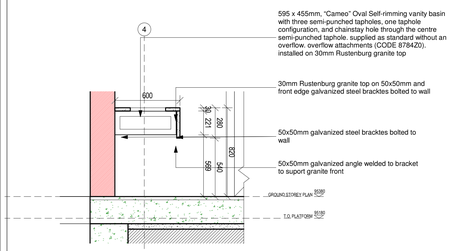

SECTIONAL ELEVATION 2
Scale: 1 : 20

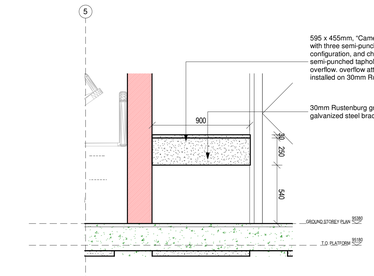

SECTIONAL ELEVATION 5
Scale: 1 : 20

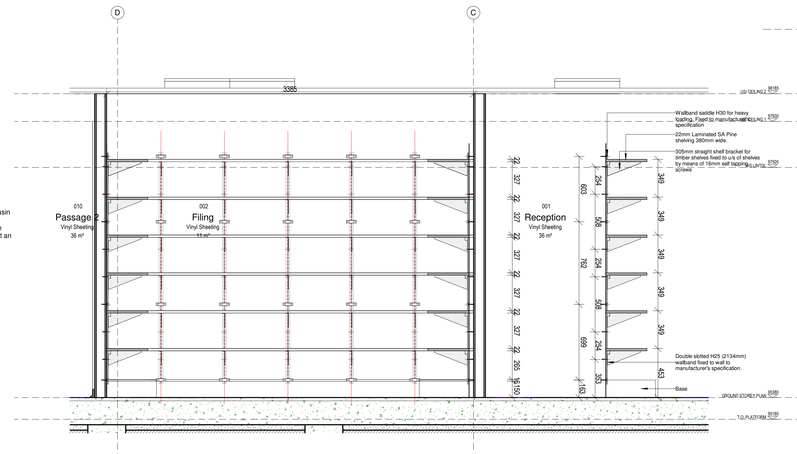

SECTIONAL ELEVATION 8
Scale: 1 : 20

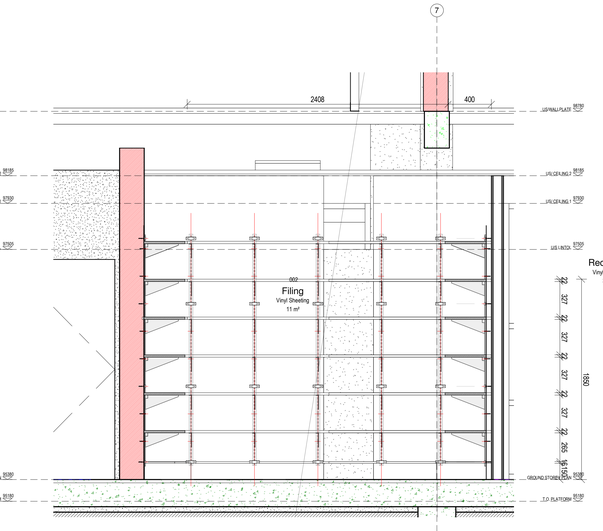

SECTIONAL ELEVATION 6
Scale: 1 : 20

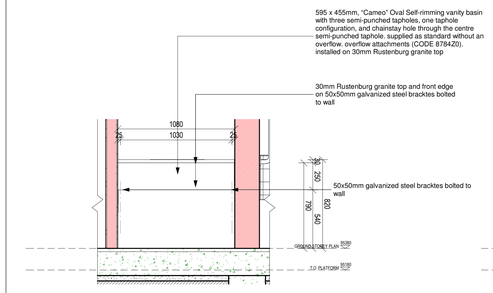

SECTIONAL ELEVATION 1
Scale: 1 : 20

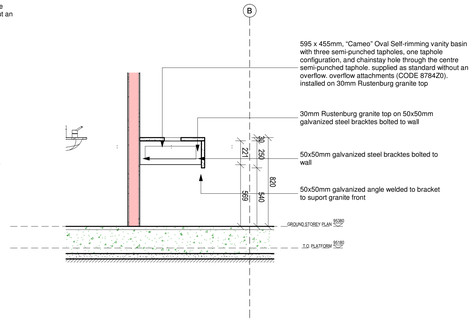

SECTIONAL ELEVATION 4
Scale: 1 : 20

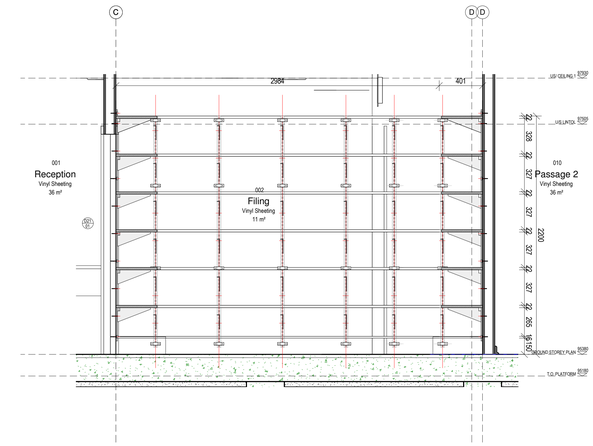

SECTIONAL ELEVATION 7
Scale: 1 : 20

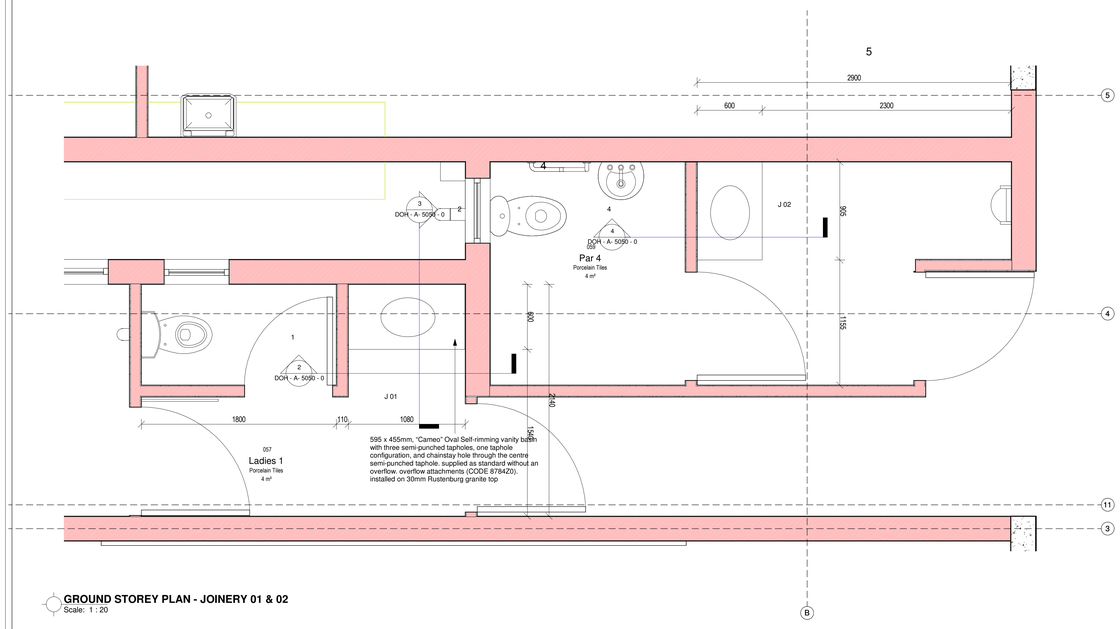

GROUND STOREY PLAN - JOINERY 01 & 02
Scale: 1 : 20

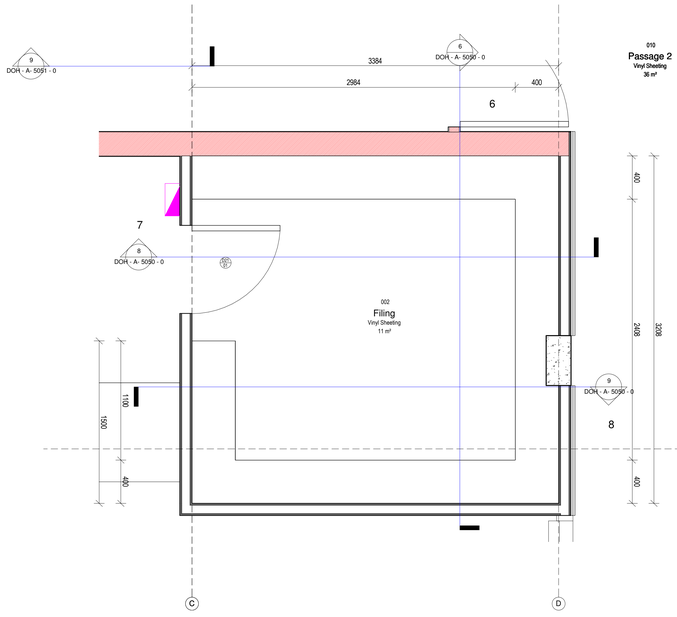

GROUND STOREY PLAN - JOINERY 03
Scale: 1 : 20

No.	Date	Amendment	Issued to

GENERAL NOTES

1. All drawings to read to be read in conjunction with Engineers Drawings
2. Contractor to report any discrepancies or contradiction to the architect immediately.
3. No drawings are to be scaled.
4. All brickwork is to be set out using a profile marked at 85 mm c/c & 128 mm c/c for maxi bricks
5. The contractor must have a full set of dwg's on site during construction.
6. All dimensions as indicated on plan are to be set out on a level horizontal plane.
7. The contractor is to build in SABS approved DPC's whether or not these are shown on drawings, to all external walls at each floor, beam or parapet level and to all windows, doors, grilles or other openings in external

SANS 10400 NOTES:

1. All work to comply with SANS 10400 standards and specifications
2. Structural design to Engineer's specification and complies with parts H, J, K, L, M or N of SANS 10400
3. All dimensions of rooms and spaces to comply with SANS 10400-C
4. All sanitary facilities comply with SANS 10400-F
5. All roof gutters and down pipes to comply with SANS 10400- R
6. All glazing to comply with part N of SANS 10400
7. Safety glass to be used within 300mm of FFL to comply with SANS 10400-N regulations
8. All drainage subject to an agreement certificate and to comply with SANS 10400-P
9. All disposal of storm water to comply with SANS 10400-R
10. Facilities for disabled persons are provided and are in accordance to SANS 10400-S

WIMS number: 070638
page type: A0

HEALTH DEPARTMENT SIGNATURES		
FACILITY		
FACILITY CEO		
FACILITY MANAGER		
DISTRICT MANAGER		
DOH PROJECT LEADER		
Checked by (Professional Consultant)		
Name		
		2022/10/27 15:25:37
Signature		Date

consultant
15 The Boulevard
Westway Office Park,
Westville,
Durban, 3630
Tel: 031 265 0444
email. george@ukuza.co.za
UKUZA CONSULTING (PTY) LTD

ARCHITECTURE

public works
Department:
Public Works
PROVINCE OF KWAZULU-NATAL

health
Department:
Health
PROVINCE OF KWAZULU-NATAL

Project
PROPOSED NEW ORTHOTIC AND PROSTHETICS CENTRE ON THANDUYISE DRIVE, ERF 1241, NGWELEZANE HOSPITAL, NGWELEZANE A, EMPANGENI, KWAZULU NATAL PROVINCE

Drawing title
JOINERY DETAILS (Sheet 1 of 4)

Project Stage: (7) 070638 - STAGE 4:TENDER

Drawn	gck	Date
scale	1 : 20	2022/10/27 15:25:37

drawing number
070638 DOH - A- 5050 - 0

Drawing Number ID

070638	= WIMS no
DOH	= Department
A	= Consultant Discipline
0000	= Drawing No
0	= Revision No

ANNEXURE D - DRAWINGS

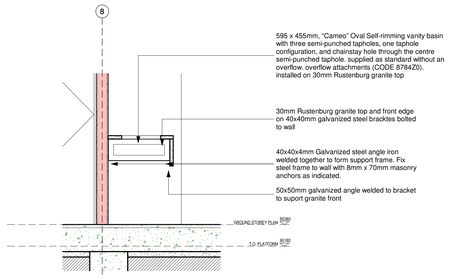

SECTIONAL ELEVATION 29
Scale: 1 : 20

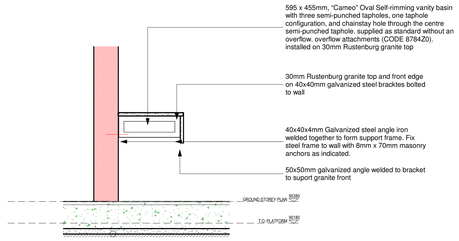

SECTIONAL ELEVATION 10
Scale: 1 : 20

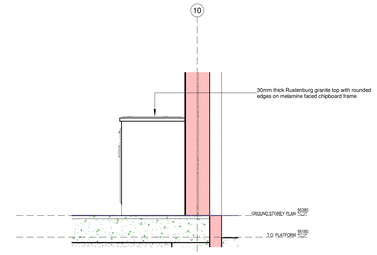

SECTIONAL ELEVATION 14
Scale: 1 : 20

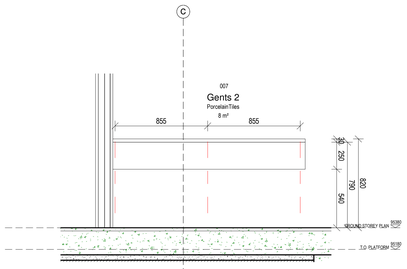

SECTIONAL ELEVATION 9
Scale: 1 : 20

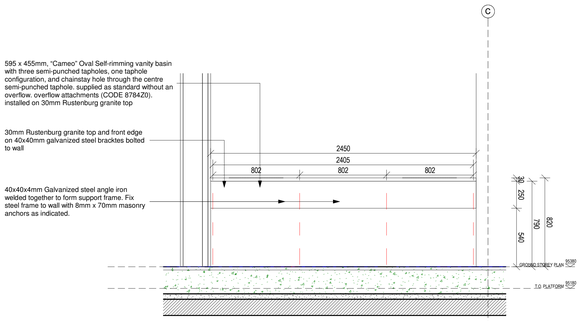

ELEVATION 66
Scale: 1 : 20

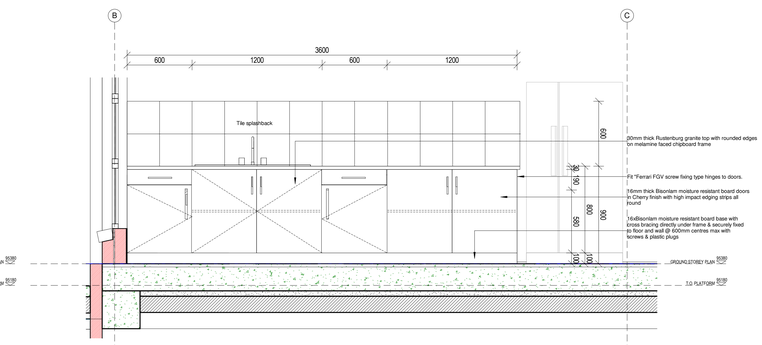

SECTIONAL ELEVATION 13
Scale: 1 : 20

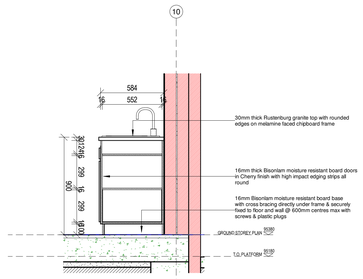

SECTIONAL ELEVATION 12
Scale: 1 : 20

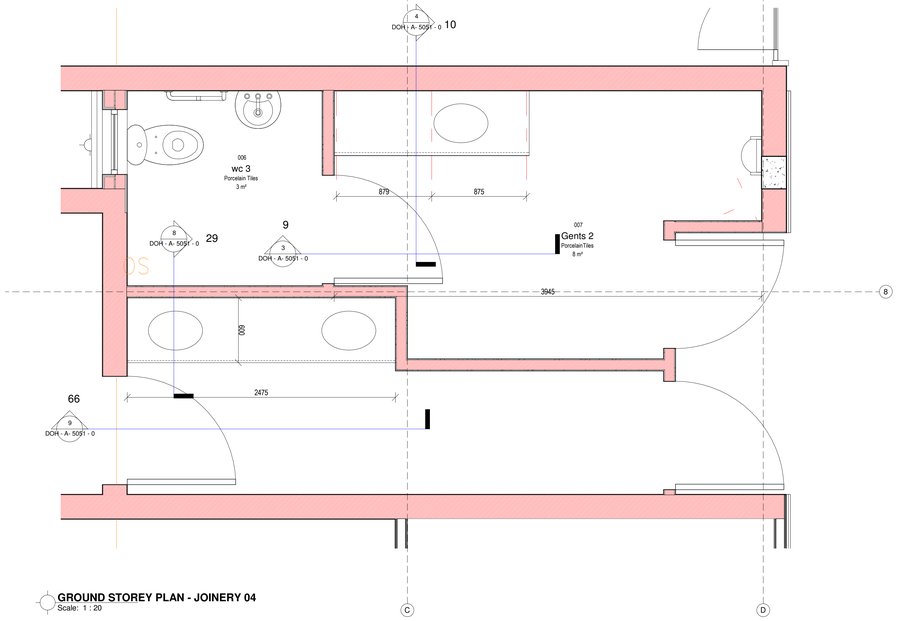

GROUND STOREY PLAN - JOINERY 04
Scale: 1 : 20

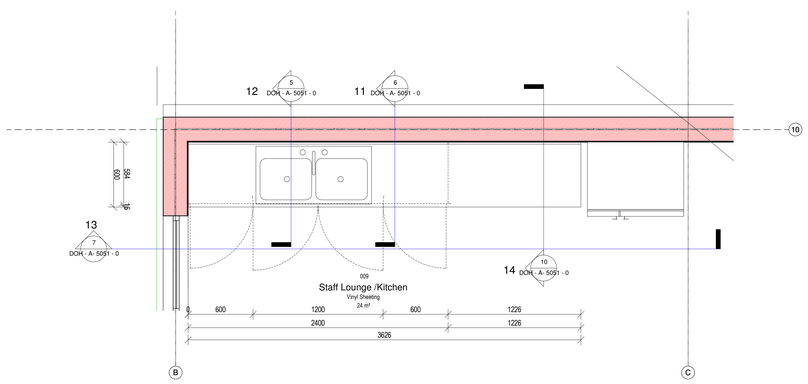

GROUND STOREY PLAN - JOINERY 05
Scale: 1 : 20

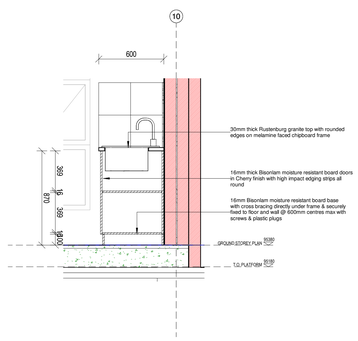

SECTIONAL ELEVATION 11
Scale: 1 : 20

No.	Date	Amendment	Issued to

GENERAL NOTES

1. All drawings to read to be read in conjunction with Engineers Drawings
2. Contractor to report any discrepancies or contradiction to the architect immediately.
3. No drawings are to be scaled.
4. All brickwork is to be set out using a profile marked at 85 mm c/c & 128 mm c/c for maxi bricks
5. The contractor must have a full set of dwg's on site during construction.
6. All dimensions as indicated on plan are to be set out on a level horizontal plane.
7. The contractor is to build in SABS approved DPC's whether or not these are shown on drawings, to all external walls at each floor, beam or parapet level and to all windows, doors, grilles or other openings in external

SANS 10400 NOTES:

1. All work to comply with SANS 10400 standards and specifications
2. Structural design to Engineer's specification and complies with parts H, J, K, L, M or N of SANS 10400
3. All dimensions of rooms and spaces to comply with SANS 10400-C
4. All sanitary facilities comply with SANS 10400-F
5. All roof gutters and down pipes to comply with SANS 10400- R
6. All glazing to comply with part N of SANS 10400
7. Safety glass to be used within 300mm of FFL to comply with SANS 10400-N regulations
8. All drainage subject to an agreement certificate and to comply with SANS 10400-P
9. All disposal of storm water to comply with SANS 10400-R
10. Facilities for disabled persons are provided and are in accordance to SANS 10400-S

WIMS number: 070638
page type: A0

HEALTH DEPARTMENT SIGNATURES

FACILITY	
FACILITY CEO	
FACILITY MANAGER	
DISTRICT MANAGER	
DOH PROJECT LEADER	
Checked by (Professional Consultant)	
Name	
	2022/10/27 15:25:41
Signature	Date

consultant
15 The Boulevard
Westway Office Park,
Westville,
Durban, 3630
Tel. 031 265 0444
email. george@ukuza.co.za

UKUZA CONSULTING (PTY) LTD

ARCHITECTURE

public works
Department:
Public Works
PROVINCE OF KWAZULU-NATAL

health
Department:
Health
PROVINCE OF KWAZULU-NATAL

Project
PROPOSED NEW ORTHOTIC AND PROSTHETICS CENTRE ON THANDUYISE DRIVE, ERF 1241, NGWELEZANE HOSPITAL, NGWELEZANE A, EMPANGENI, KWAZULU NATAL PROVINCE

Drawing title
JOINERY DETAILS (Sheet 2 of 4)

Project Stage
070638 - STAGE 4:TENDER

Drawn	gck		Date
scale	1 : 20		2022/10/27 15:25:41

drawing number
070638 DOH - A- 5051 - 0

Drawing Number ID

070638	= WIMS no
DOH	= Department
A	= Consultant Discipline
0000	= Drawing No
0	= Revision No

ANNEXURE D - DRAWINGS

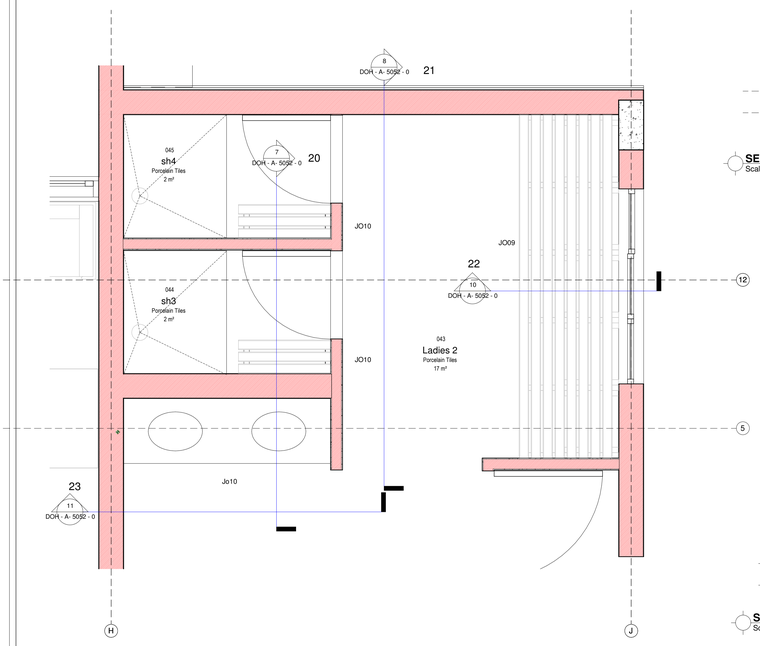

GROUND STOREY PLAN - JOINERY 09, 10,11 LADIES
Scale: 1 : 20

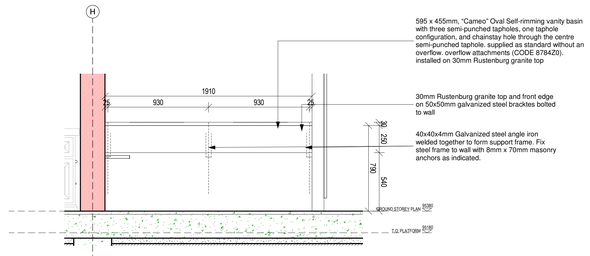

SECTIONAL ELEVATION 23
Scale: 1 : 20

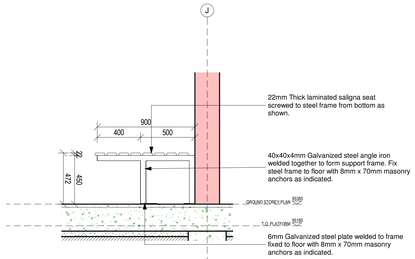

SECTIONAL ELEVATION 22
Scale: 1 : 20

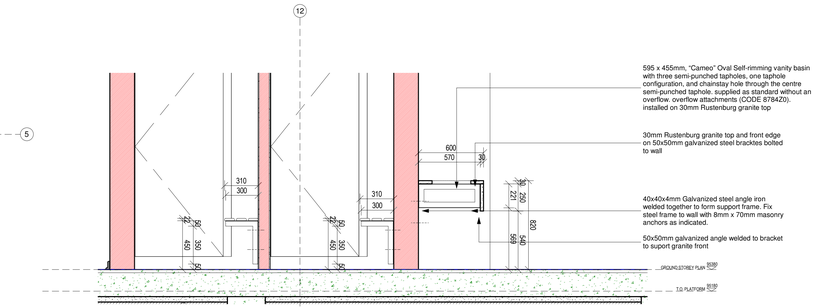

SECTIONAL ELEVATION 20
Scale: 1 : 20

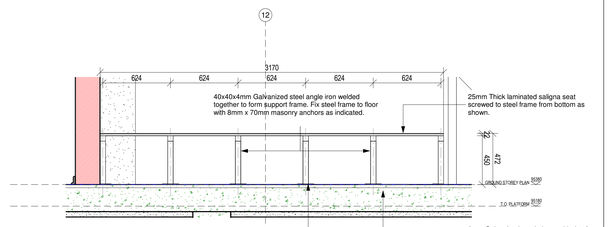

SECTIONAL ELEVATION 21
Scale: 1 : 20

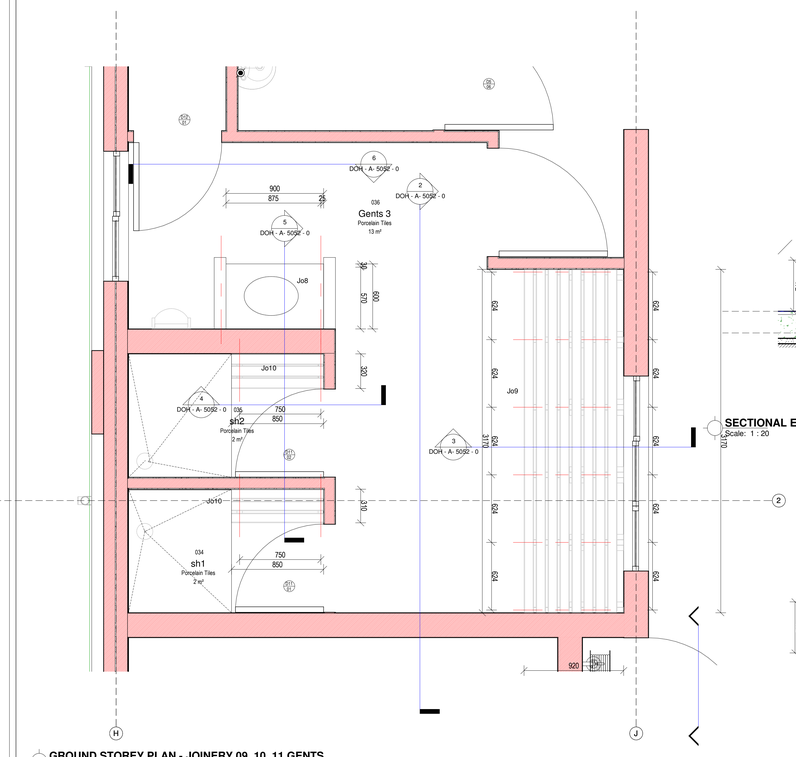

GROUND STOREY PLAN - JOINERY 09, 10, 11 GENTS
Scale: 1 : 20

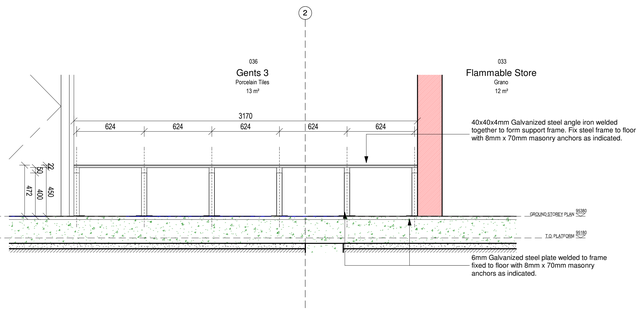

SECTIONAL ELEVATION 15
Scale: 1 : 20

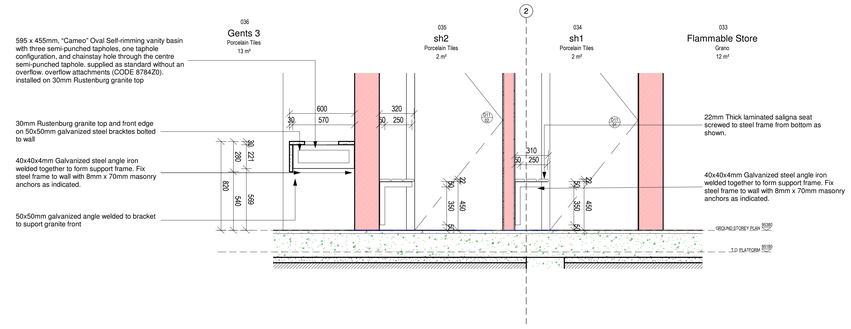

SECTIONAL ELEVATION 18
Scale: 1 : 20

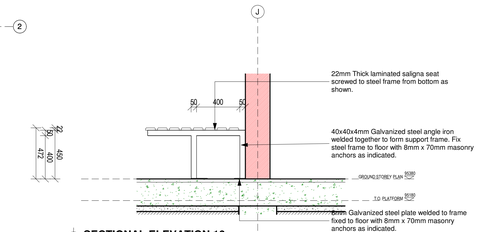

SECTIONAL ELEVATION 16
Scale: 1 : 20

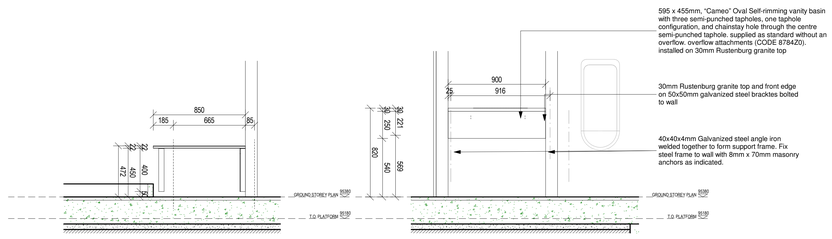

SECTIONAL ELEVATION 17
Scale: 1 : 20

SECTIONAL ELEVATION 19
Scale: 1 : 20

No.	Date	Amendment	Issued to

GENERAL NOTES

1. All drawings to read to be read in conjunction with Engineers Drawings
2. Contractor to report any discrepancies or contradiction to the architect immediately.
3. No drawings are to be scaled.
4. All brickwork is to be set out using a profile marked at 85 mm c/c & 128 mm c/c for maxi bricks
5. The contractor must have a full set of dwg's on site during construction.
6. All dimensions as indicated on plan are to be set out on a level horizontal plane.
7. The contractor is to build in SABS approved DPC's whether or not these are shown on drawings, to all external walls at each floor, beam or parapet level and to all windows, doors, grilles or other openings in external

SANS 10400 NOTES:

1. All work to comply with SANS 10400 standards and specifications
2. Structural design to Engineer's specification and complies with parts H, J, K, L, M or N of SANS 10400
3. All dimensions of rooms and spaces to comply with SANS 10400-C
4. All sanitary facilities comply with SANS 10400-F
5. All roof gutters and down pipes to comply with SANS 10400- R
6. All glazing to comply with part N of SANS 10400
7. Safety glass to be used within 300mm of FFL to comply with SANS 10400-N regulations
8. All drainage subject to an agreement certificate and to comply with SANS 10400-P
9. All disposal of storm water to comply with SANS 10400-R
10. Facilities for disabled persons are provided and are in accordance to SANS 10400-S

WIMS number: 070638
page type: A0

HEALTH DEPARTMENT SIGNATURES

FACILITY	
FACILITY CEO	
FACILITY MANAGER	
DISTRICT MANAGER	
DOH PROJECT LEADER	
Checked by (Professional Consultant)	
Name	
	2022/10/27 15:25:45
Signature	Date

consultant
15 The Boulevard
Westway Office Park,
Westville,
Durban, 3630
Tel. 031 265 9444
email. george@ukuza.co.za
UKUZA CONSULTING (PTY) LTD

ARCHITECTURE

public works
Department:
Public Works
PROVINCE OF KWAZULU-NATAL

health
Department:
Health
PROVINCE OF KWAZULU-NATAL

Project
PROPOSED NEW ORTHOTIC AND PROSTHETICS CENTRE ON THANDUYISE DRIVE, ERF 1241, NGWELEZANE HOSPITAL, NGWELEZANE A, EMPANGENI, KWAZULU NATAL PROVINCE

Drawing title
JOINERY DETAILS (Sheet 3 of 4)

Project Stage
070638 - STAGE 4:TENDER

Drawn	gck	Date
scale	1 : 20	2022/10/27 15:25:45
drawing number	070638 DOH - A- 5052 - 0	

Drawing Number ID

070638	= WIMS no
DOH	= Department
A	= Consultant Discipline
0000	= Drawing No
0	= Revision No

ANNEXURE D - DRAWINGS

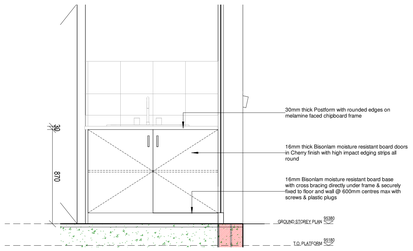

Section 16
Scale: 1 : 20

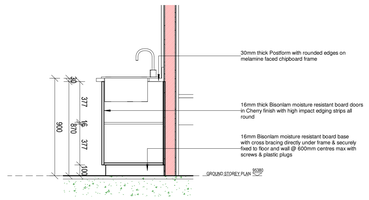

Section 17
Scale: 1 : 20

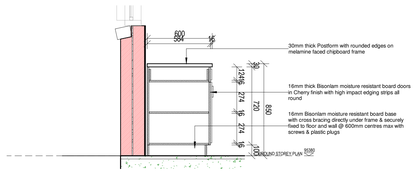

SECTIONAL ELEVATION 24
Scale: 1 : 20

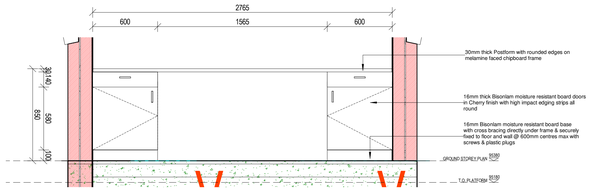

SECTIONAL ELEVATION 25
Scale: 1 : 20

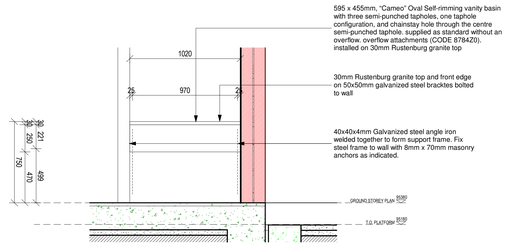

SECTIONAL ELEVATION 27
Scale: 1 : 20

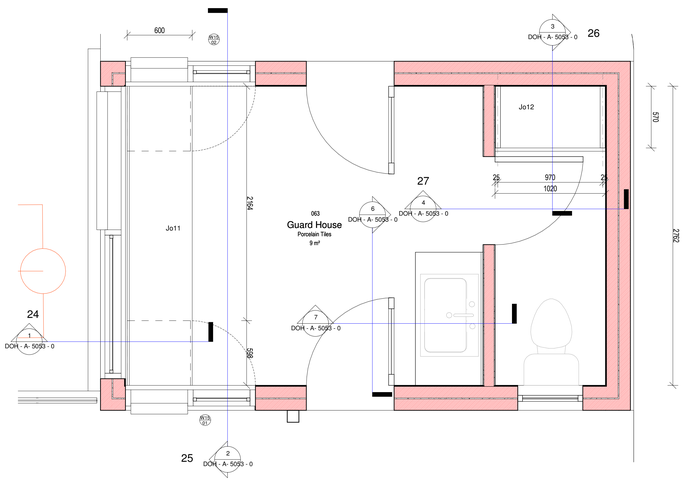

GROUND STOREY PLAN - JOINERY 14,15,16
Scale: 1 : 20

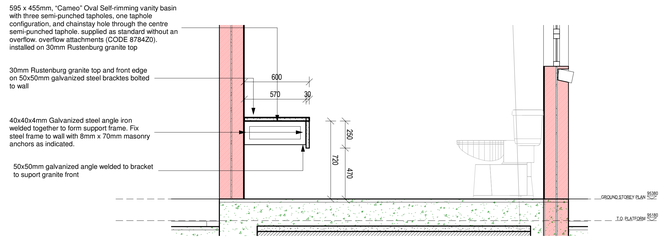

SECTIONAL ELEVATION 26
Scale: 1 : 20

No.	Date	Amendment	Issued to

GENERAL NOTES

1. All drawings to read to be read in conjunction with Engineers Drawings
2. Contractor to report any discrepancies or contradiction to the architect immediately.
3. No drawings are to be scaled.
4. All brickwork is to be set out using a profile marked at 85 mm c/c & 128 mm c/c for maxi bricks
5. The contractor must have a full set of dwg's on site during construction.
6. All dimensions as indicated on plan are to be set out on a level horizontal plane.
7. The contractor is to build in SABS approved DPC's whether or not these are shown on drawings, to all external walls at each floor, beam or parapet level and to all windows, doors, grilles or other openings in external

SANS 10400 NOTES:

1. All work to comply with SANS 10400 standards and specifications
2. Structural design to Engineer's specification and complies with parts H, J, K, L, M or N of SANS 10400
3. All dimensions of rooms and spaces to comply with SANS 10400-C
4. All sanitary facilities comply with SANS 10400-F
5. All roof gutters and down pipes to comply with SANS 10400- R
6. All glazing to comply with part N of SANS 10400
7. Safety glass to be used within 300mm of FFL to comply with SANS 10400-N regulations
8. All drainage subject to an agreement certificate and to comply with SANS 10400-P
9. All disposal of storm water to comply with SANS 10400-R
10. Facilities for disabled persons are provided and are in accordance to SANS 10400-S

WIMS number: 070638
page type: A0

HEALTH DEPARTMENT SIGNATURES	
FACILITY	
FACILITY CEO	
FACILITY MANAGER	
DISTRICT MANAGER	
DOH PROJECT LEADER	
Checked by (Professional Consultant)	
Name	2022/10/27 15:25:47
Signature	Date

consultant
15 The Boulevard
Westway Office Park,
Westville,
Durban, 3630
Tel. 031 265 0444
email. george@ukuza.co.za
UKUZA CONSULTING (PTY) LTD

ARCHITECTURE

public works
Department:
Public Works
PROVINCE OF KWAZULU-NATAL

health
Department:
Health
PROVINCE OF KWAZULU-NATAL

Project
PROPOSED NEW ORTHOTIC AND PROSTHETICS CENTRE ON THANDUYISE DRIVE, ERF 1241, NGWELEZANE HOSPITAL, NGWELEZANE A, EMPANGENI, KWAZULU NATAL PROVINCE

Drawing title
JOINERY DETAILS (Sheet 4 of 4)

Project Stage
070638 - STAGE 4:TENDER

Drawn	gck	Date
scale	1 : 20	2022/10/27 15:25:47
drawing number	070638 DOH - A- 5053 - 0	

Drawing Number ID

070638 = WIMS no
DOH = Department
A = Consultant Discipline
0000 = Drawing No
0 = Revision No

ANNEXURE D - DRAWINGS

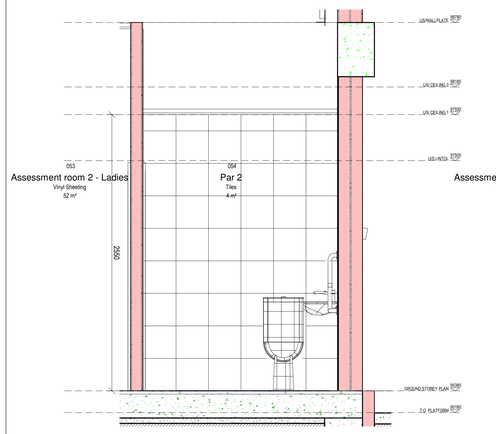

ELEVATION 1
Scale: 1 : 20

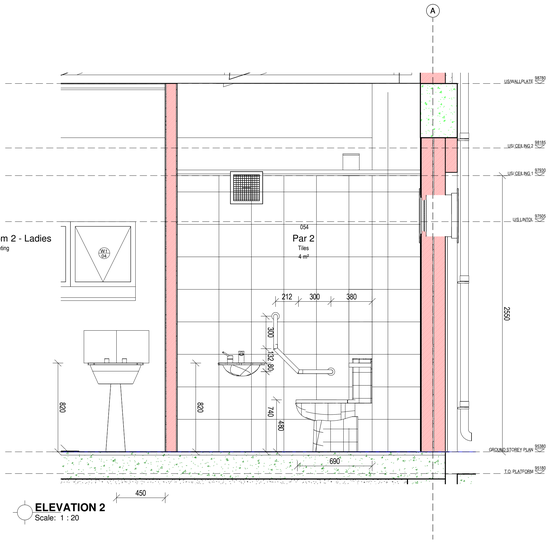

ELEVATION 2
Scale: 1 : 20

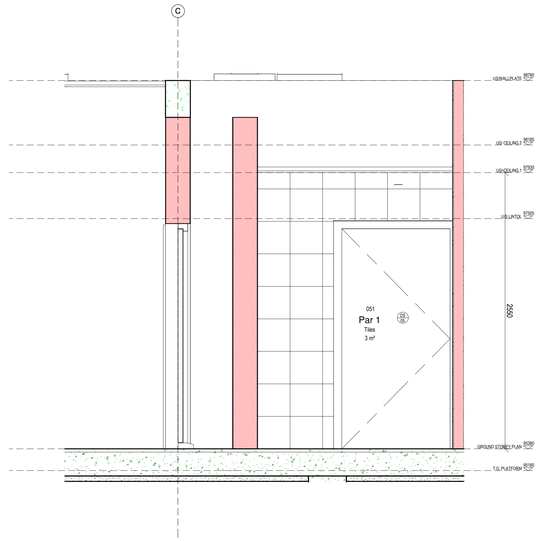

ELEVATION 7
Scale: 1 : 20

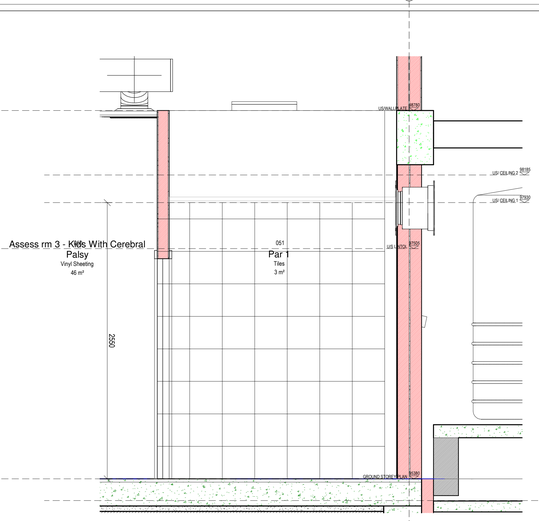

ELEVATION 8
Scale: 1 : 20

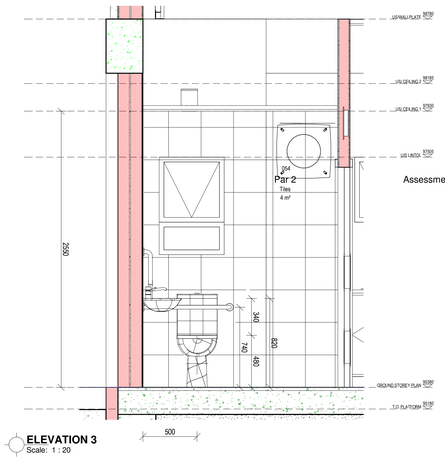

ELEVATION 3
Scale: 1 : 20

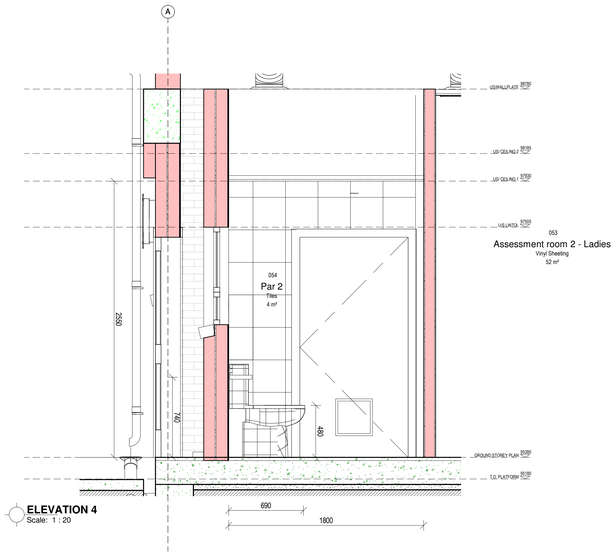

ELEVATION 4
Scale: 1 : 20

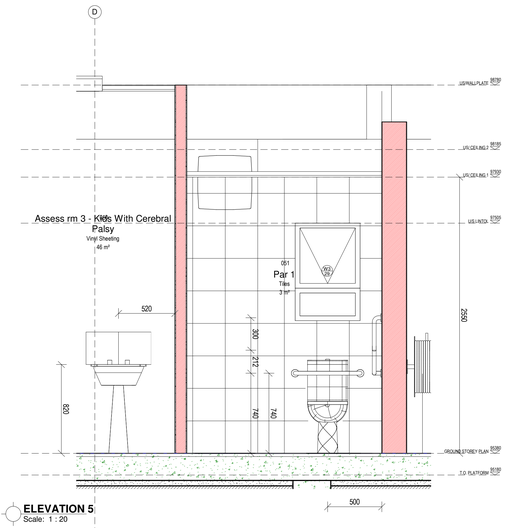

ELEVATION 5
Scale: 1 : 20

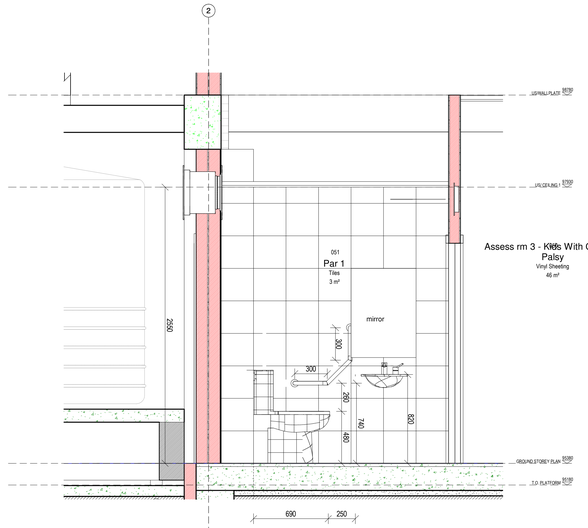

ELEVATION 6
Scale: 1 : 20

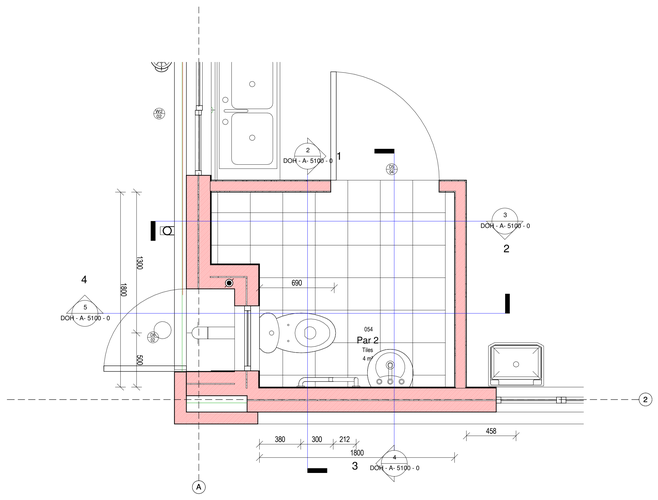

GROUND STOREY PLAN - TILE LAYOUT 1
Scale: 1 : 20

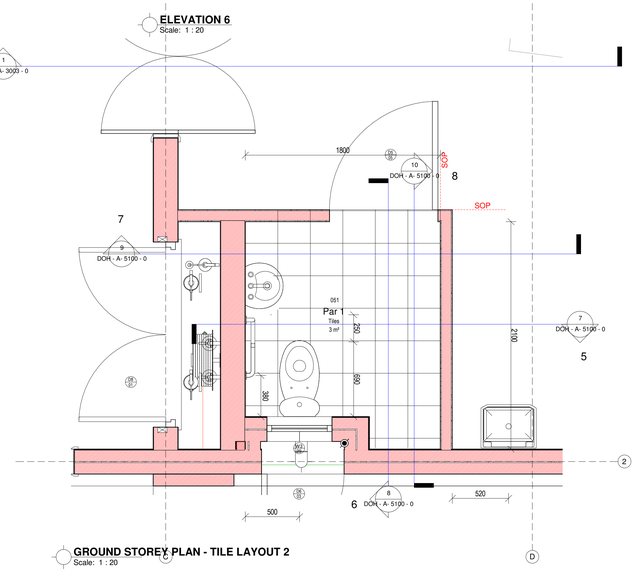

GROUND STOREY PLAN - TILE LAYOUT 2
Scale: 1 : 20

No.	Date	Amendment	Issued to

GENERAL NOTES

1. All drawings to read to be read in conjunction with Engineers Drawings
2. Contractor to report any discrepancies or contradiction to the architect immediately.
3. No drawings are to be scaled.
4. All brickwork is to be set out using a profile marked at 85 mm c/c & 128 mm c/c for maxi bricks
5. The contractor must have a full set of dwg's on site during construction.
6. All dimensions as indicated on plan are to be set out on a level horizontal plane.
7. The contractor is to build in SABS approved DPC's whether or not these are shown on drawings, to all external walls at each floor, beam or parapet level and to all windows, doors, grilles or other openings in external

SANS 10400 NOTES:

1. All work to comply with SANS 10400 standards and specifications
2. Structural design to Engineer's specification and complies with parts H, J, K, L, M or N of SANS 10400
3. All dimensions of rooms and spaces to comply with SANS 10400-C
4. All sanitary facilities comply with SANS 10400-F
5. All roof gutters and down pipes to comply with SANS 10400- R
6. All glazing to comply with part N of SANS 10400
7. Safety glass to be used within 300mm of FFL to comply with SANS 10400-N regulations
8. All drainage subject to an agreement certificate and to comply with SANS 10400-P
9. All disposal of storm water to comply with SANS 10400-R
10. Facilities for disabled persons are provided and are in accordance to SANS 10400-S

WIMS number: 070638
page type: A0

HEALTH DEPARTMENT SIGNATURES

FACILITY	
FACILITY CEO	
FACILITY MANAGER	
DISTRICT MANAGER	
DOH PROJECT LEADER	
Checked by (Professional Consultant)	
Name	
	2022/10/27 15:25:52
Signature	Date

consultant
15 The Boulevard
Westway Office Park,
Westville,
Durban, 3630
Tel. 031 265 0444
email. george@ukuza.co.za

UKUZA CONSULTING (PTY) LTD

ARCHITECTURE

public works
Department:
Public Works
PROVINCE OF KWAZULU-NATAL

health
Department:
Health
PROVINCE OF KWAZULU-NATAL

Project
PROPOSED NEW ORTHOTIC AND PROSTHETICS CENTRE ON THANDUYISE DRIVE, ERF 1241, NGWELEZANE HOSPITAL, NGWELEZANE A, EMPANGENI, KWAZULU NATAL PROVINCE

Drawing title
TILE LAYOUT (Sheet 1 of 9)

Project Stage
070638 - STAGE 4:TENDER

Drawn	gck	Date	2022/10/27 15:25:52
scale	1 : 20		

drawing number
070638 DOH - A- 5100 - 0

Drawing Number ID

070638	= WIMS no
DOH	= Department
A	= Consultant Discipline
0000	= Drawing No
0	= Revision No

ANNEXURE D - DRAWINGS

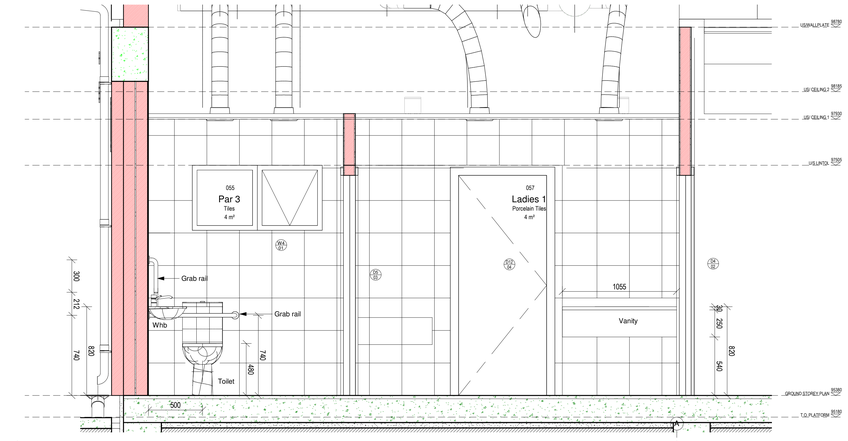

ELEVATION 9
Scale: 1 : 20

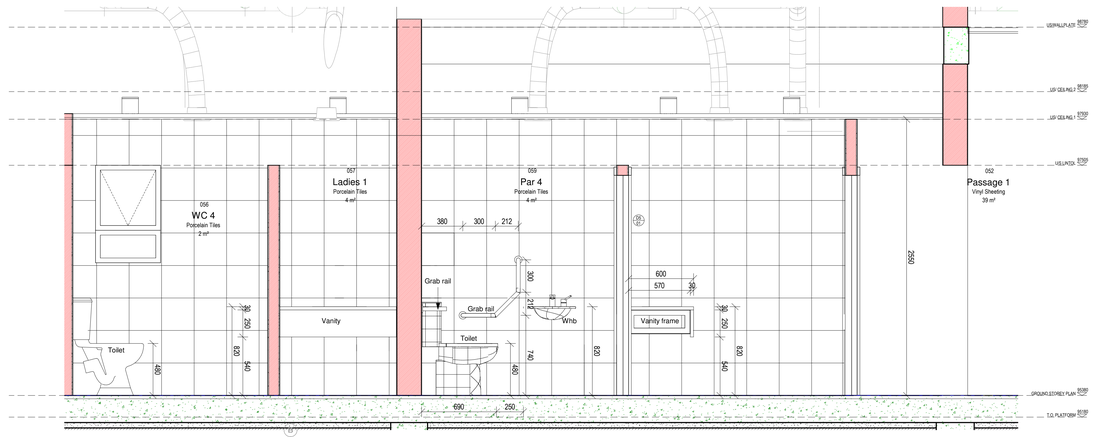

ELEVATION 10
Scale: 1 : 20

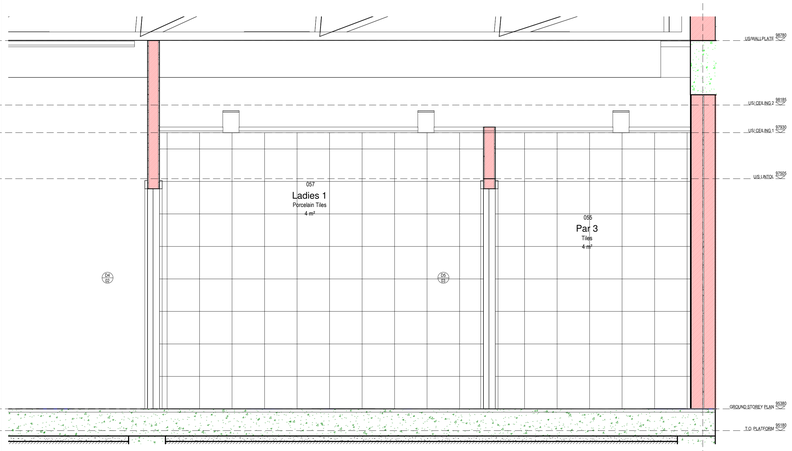

ELEVATION 11
Scale: 1 : 20

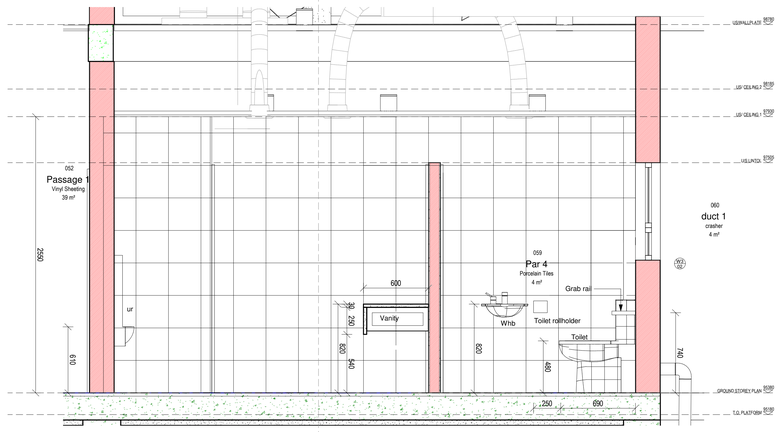

ELEVATION 12
Scale: 1 : 20

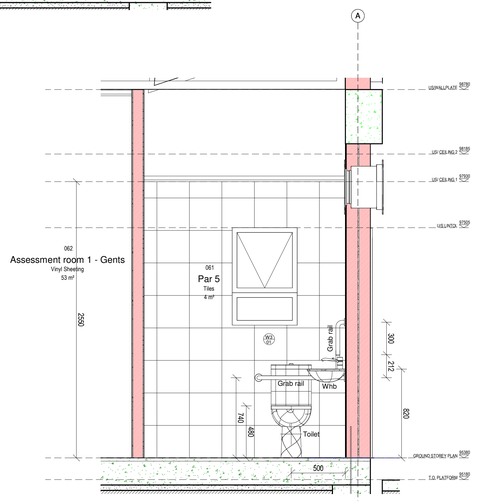

ELEVATION 13
Scale: 1 : 20

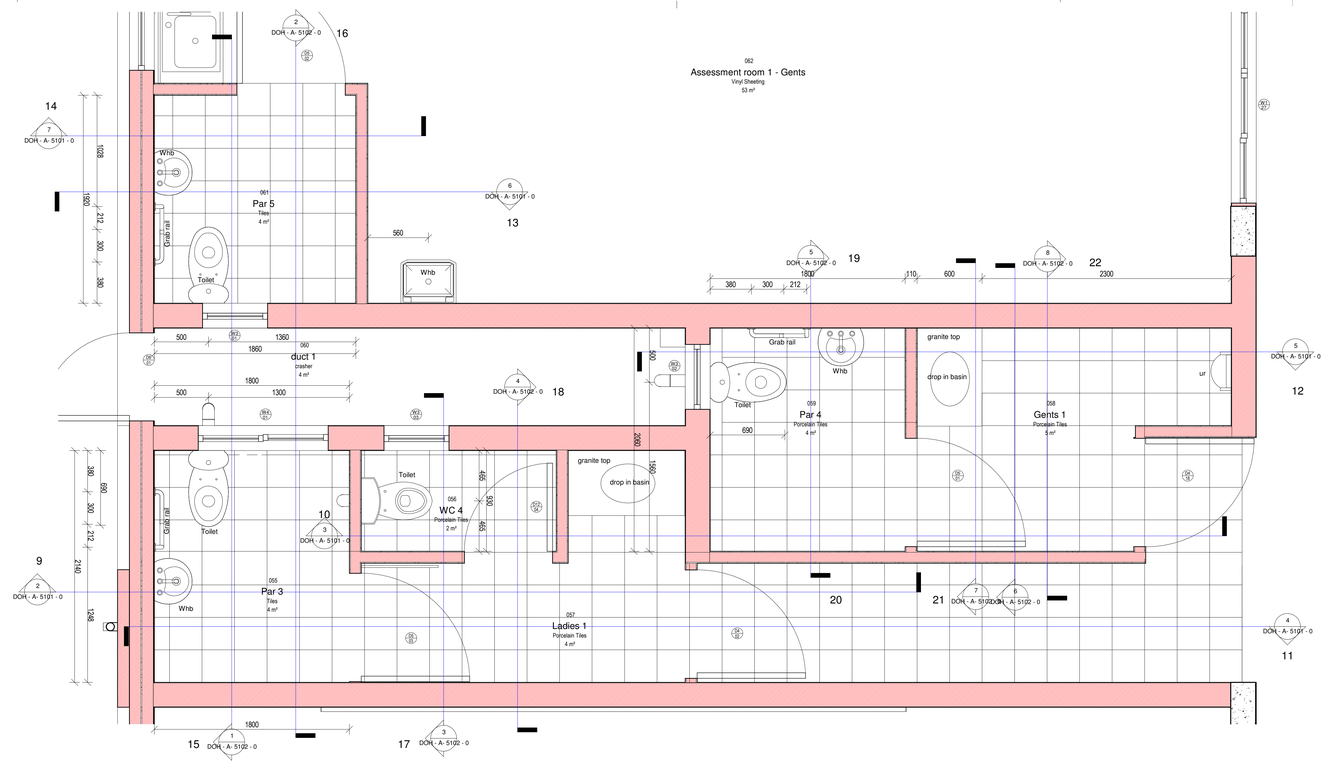

GROUND STOREY PLAN - TILE LAYOUT 3
Scale: 1 : 20

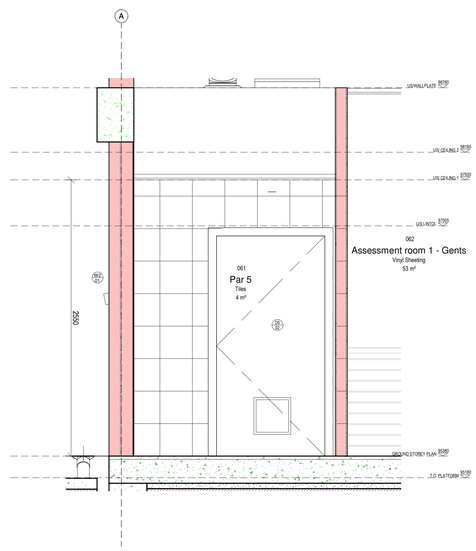

ELEVATION 14
Scale: 1 : 20

No.	Date	Amendment	Issued to

GENERAL NOTES

1. All drawings to read to be read in conjunction with Engineers Drawings
2. Contractor to report any discrepancies or contradiction to the architect immediately.
3. No drawings are to be scaled.
4. All brickwork is to be set out using a profile marked at 85 mm c/c & 128 mm c/c for maxi bricks
5. The contractor must have a full set of dwg's on site during construction.
6. All dimensions as indicated on plan are to be set out on a level horizontal plane.
7. The contractor is to build in SABS approved DPC's whether or not these are shown on drawings, to all external walls at each floor, beam or parapet level and to all windows, doors, grilles or other openings in external

SANS 10400 NOTES:

1. All work to comply with SANS 10400 standards and specifications
2. Structural design to Engineer's specification and complies with parts H, J, K, L, M or N of SANS 10400
3. All dimensions of rooms and spaces to comply with SANS 10400-C
4. All sanitary facilities comply with SANS 10400-F
5. All roof gutters and down pipes to comply with SANS 10400- R
6. All glazing to comply with part N of SANS 10400
7. Safety glass to be used within 300mm of FFL to comply with SANS 10400-N regulations
8. All drainage subject to an agreement certificate and to comply with SANS 10400-P
9. All disposal of storm water to comply with SANS 10400-R
10. Facilities for disabled persons are provided and are in accordance to SANS 10400-S

WIMS number: 070638
page type: A0

HEALTH DEPARTMENT SIGNATURES	
FACILITY	
FACILITY CEO	
FACILITY MANAGER	
DISTRICT MANAGER	
DOH PROJECT LEADER	
Checked by (Professional Consultant)	
Name	
	2022/10/27 15:25:56
Signature	Date

consultant
15 The Boulevard
Westway Office Park,
Westville,
Durban, 3630
Tel: 031 265 0444
email. george@ukuza.co.za
UKUZA CONSULTING (PTY) LTD

ARCHITECTURE

public works
Department:
Public Works
PROVINCE OF KWAZULU-NATAL

health
Department:
Health
PROVINCE OF KWAZULU-NATAL

Project
PROPOSED NEW ORTHOTIC AND PROSTHETICS CENTRE ON THANDUYISE DRIVE, ERF 1241, NGWELEZANE HOSPITAL, NGWELEZANE A, EMPANGENI, KWAZULU NATAL PROVINCE

Drawing title
TILE LAYOUT (Sheet 2 of 9)

Project Stage
070638 - STAGE 4 TENDER

Drawn	gck	Date
scale	1 : 20	2022/10/27 15:25:56
drawing number		
070638	DOH - A- 5101 - 0	

Drawing Number ID

070638 = WIMS no
DOH = Department
A = Consultant Discipline
0000 = Drawing No
0 = Revision No

ANNEXURE D - DRAWINGS

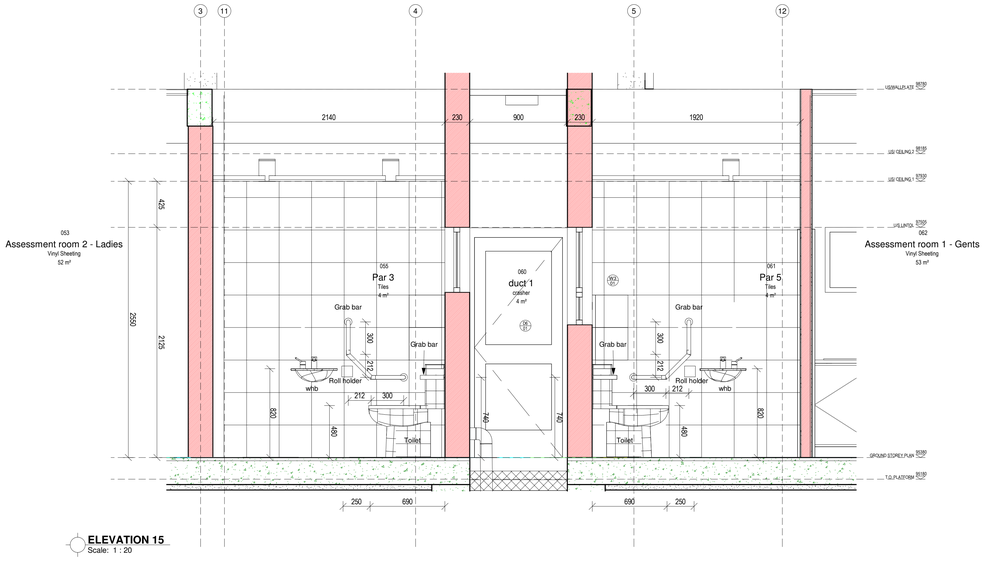

ELEVATION 15
Scale: 1 : 20

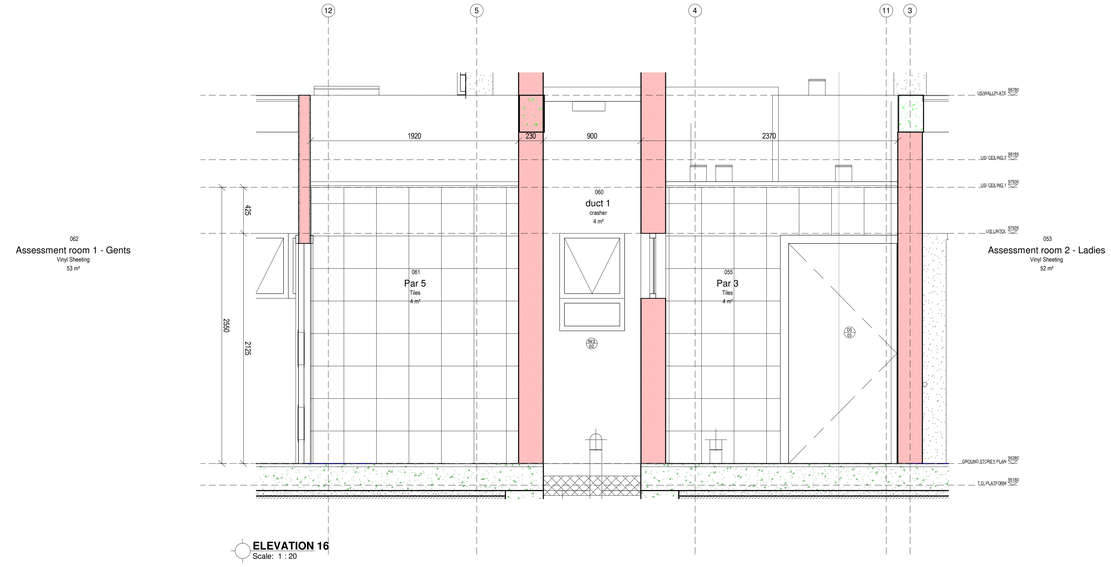

ELEVATION 16
Scale: 1 : 20

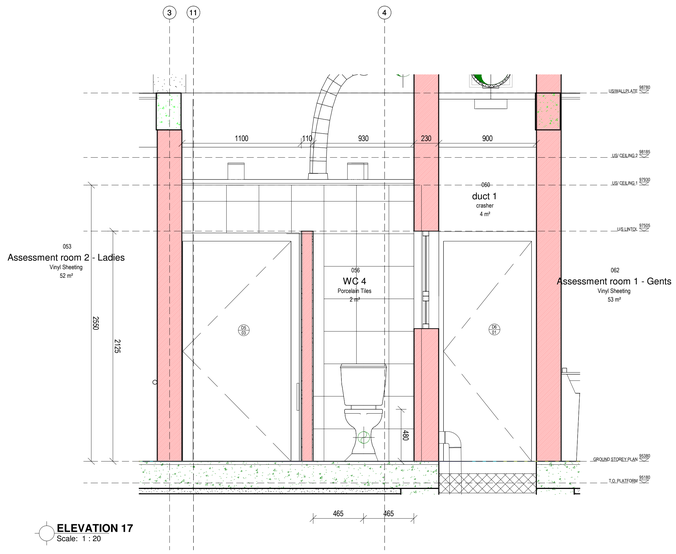

ELEVATION 17
Scale: 1 : 20

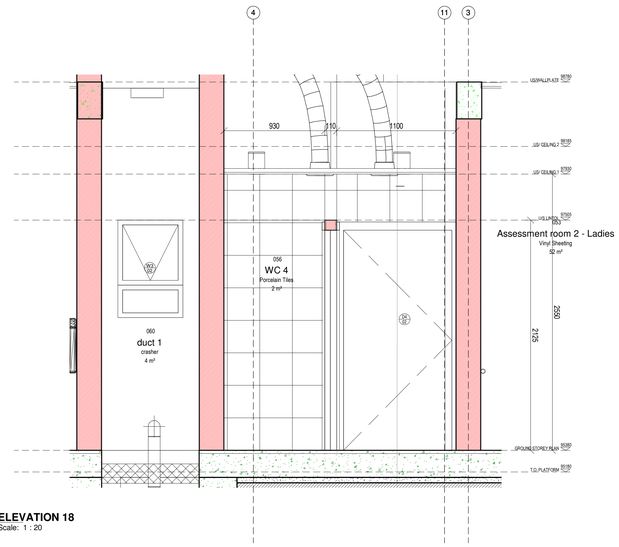

ELEVATION 18
Scale: 1 : 20

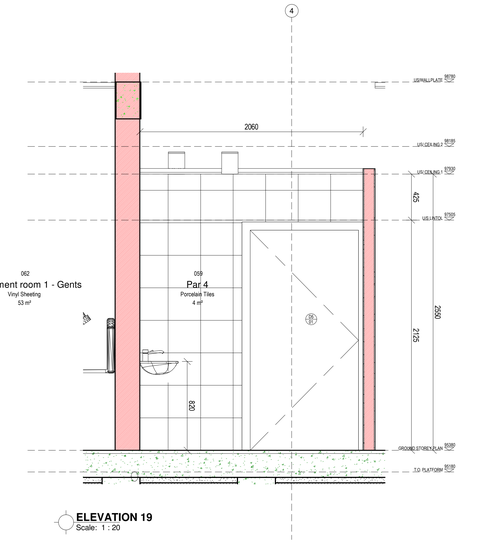

ELEVATION 19
Scale: 1 : 20

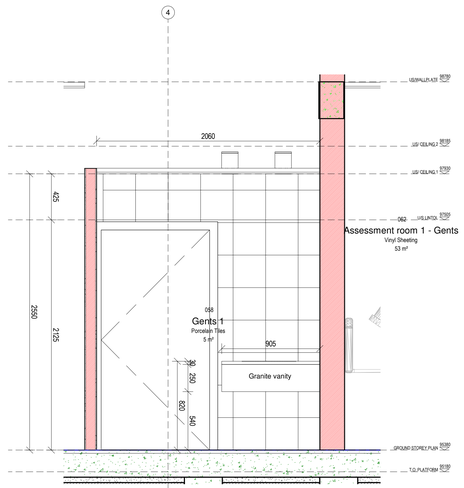

ELEVATION 20
Scale: 1 : 20

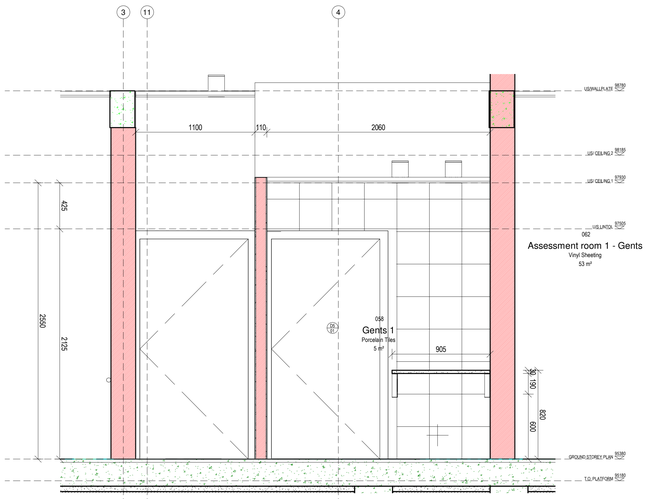

ELEVATION 21
Scale: 1 : 20

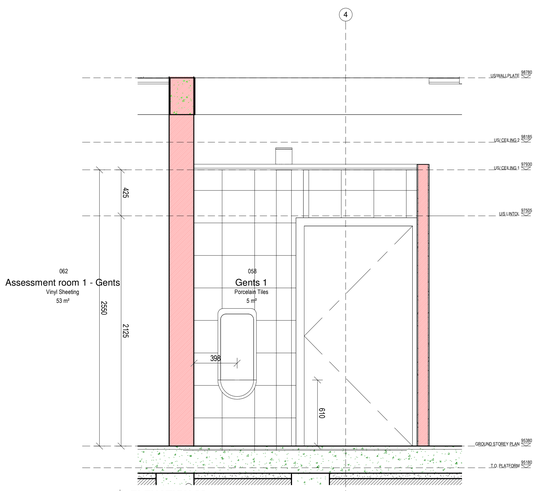

ELEVATION 22
Scale: 1 : 20

No.	Date	Amendment	Issued to

GENERAL NOTES

1. All drawings to read to be read in conjunction with Engineers Drawings
2. Contractor to report any discrepancies or contradiction to the architect immediately.
3. No drawings are to be scaled.
4. All brickwork is to be set out using a profile marked at 85 mm c/c & 128 mm c/c for maxi bricks
5. The contractor must have a full set of dwg's on site during construction.
6. All dimensions as indicated on plan are to be set out on a level horizontal plane.
7. The contractor is to build in SABS approved DPC's whether or not these are shown on drawings, to all external walls at each floor, beam or parapet level and to all windows, doors, grilles or other openings in external

SANS 10400 NOTES:

1. All work to comply with SANS 10400 standards and specifications
2. Structural design to Engineer's specification and complies with parts H, J, K, L, M or N of SANS 10400
3. All dimensions of rooms and spaces to comply with SANS 10400-C
4. All sanitary facilities comply with SANS 10400-F
5. All roof gutters and down pipes to comply with SANS 10400- R
6. All glazing to comply with part N of SANS 10400
7. Safety glass to be used within 300mm of FFL to comply with SANS 10400-N regulations
8. All drainage subject to an agreement certificate and to comply with SANS 10400-P
9. All disposal of storm water to comply with SANS 10400-R
10. Facilities for disabled persons are provided and are in accordance to SANS 10400-S

WIMS number	page type
070638	A0

HEALTH DEPARTMENT SIGNATURES		
FACILITY		
FACILITY CEO		
FACILITY MANAGER		
DISTRICT MANAGER		
DOH PROJECT LEADER		
Checked by (Professional Consultant)		
Name		
		2022/10/27 15:26:01
Signature		Date

consultant
15 The Boulevard
Westway Office Park,
Westville,
Durban, 3630
Tel. 031 266 0444
email. george@ukuza.co.za

UKUZA CONSULTING (PTY) LTD

ARCHITECTURE

public works
Department:
Public Works
PROVINCE OF KWAZULU-NATAL

health
Department:
Health
PROVINCE OF KWAZULU-NATAL

Project
PROPOSED NEW ORTHOTIC AND PROSTHETICS CENTRE ON THANDUYISE DRIVE, ERF 1241, NGWELEZANE HOSPITAL, NGWELEZANE A, EMPANGENI, KWAZULU NATAL PROVINCE

Drawing title
TILE LAYOUT (Sheet 3 of 9)

Project Stage
070638 - STAGE 4 TENDER

Drawn	gck	Date
scale	1 : 20	2022/10/27 15:26:01

drawing number
070638 DOH - A- 5102 - 0

Drawing Number ID

070638 = WIMS no
DOH = Department
A = Consultant Discipline
0000 = Drawing No
0 = Revision No

ANNEXURE D - DRAWINGS

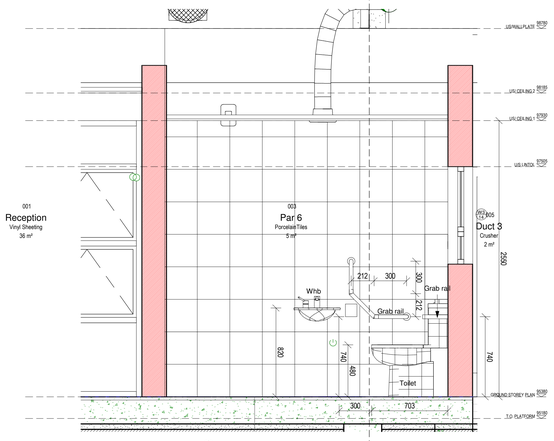

ELEVATION 23
Scale: 1 : 20

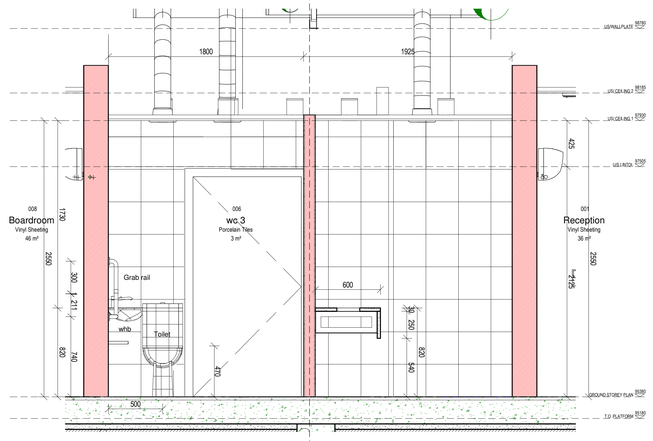

ELEVATION 24
Scale: 1 : 20

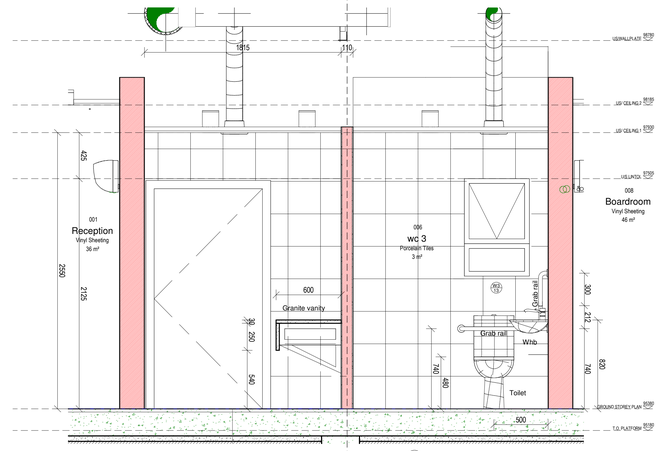

ELEVATION 25
Scale: 1 : 20

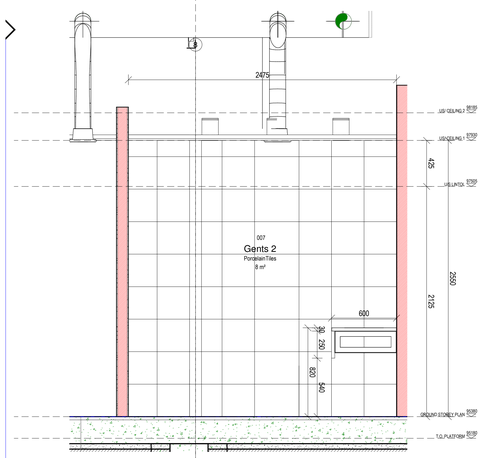

ELEVATION 26
Scale: 1 : 20

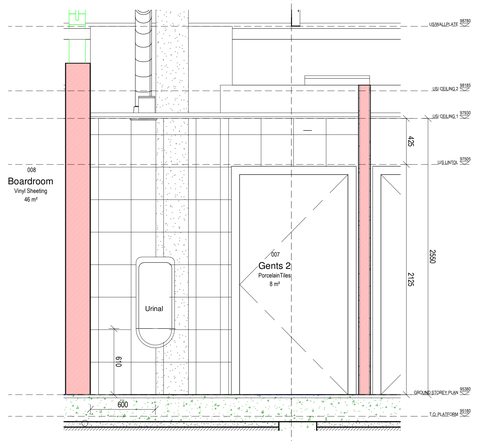

ELEVATION 27
Scale: 1 : 20

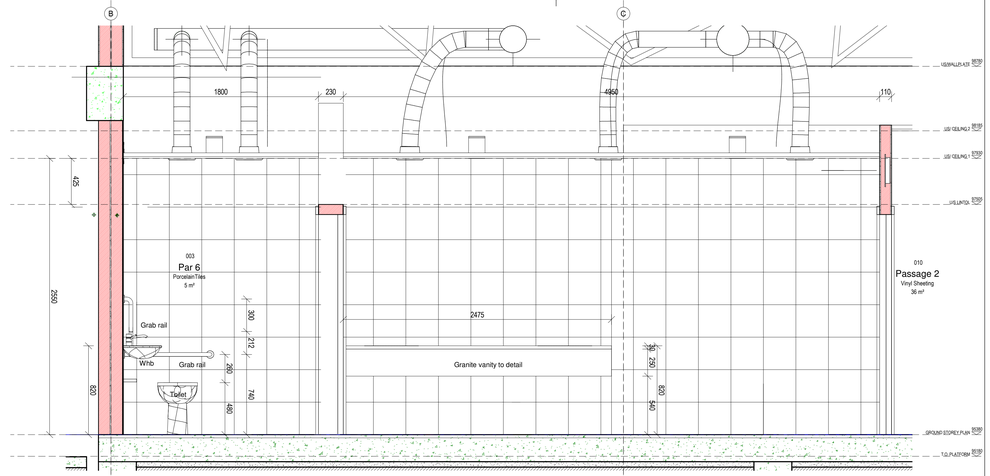

ELEVATION 28
Scale: 1 : 20

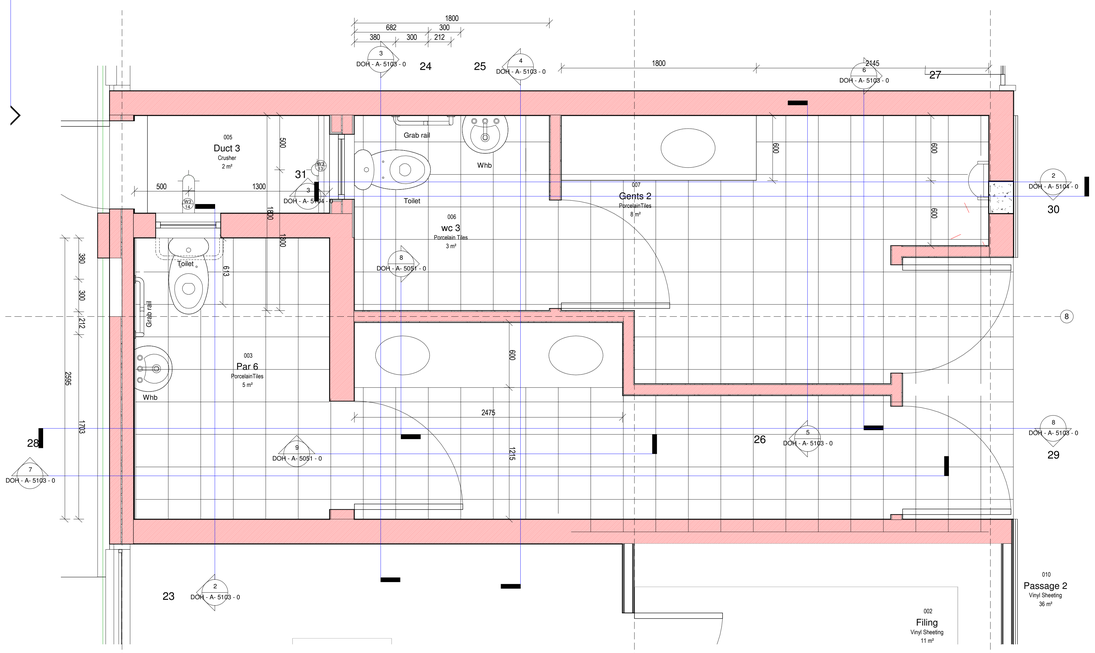

GROUND STOREY PLAN - TILE LAYOUT 4
Scale: 1 : 20

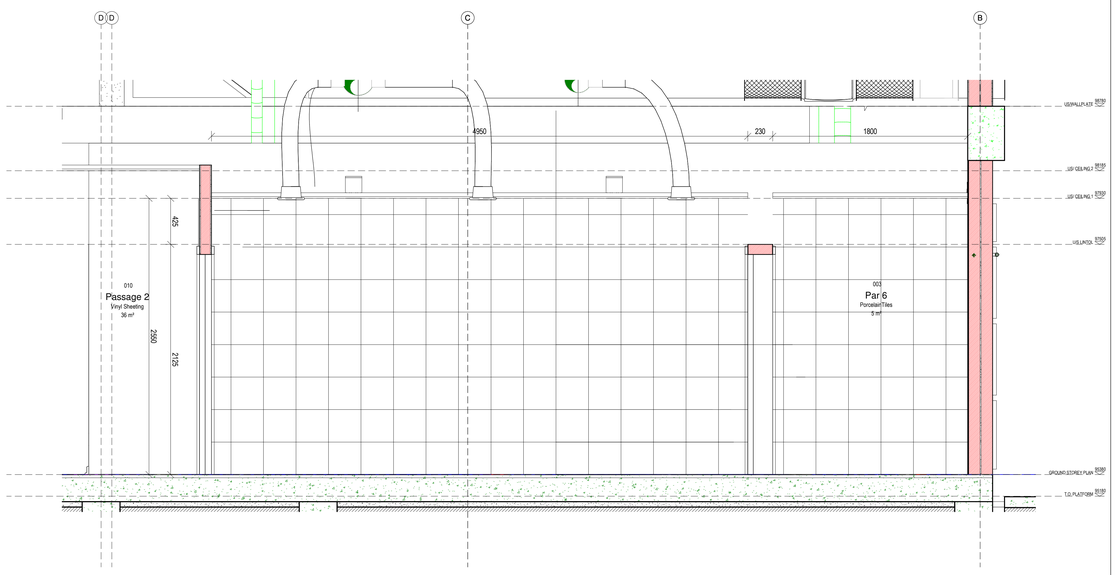

ELEVATION 29
Scale: 1 : 20

No.	Date	Amendment	Issued to

GENERAL NOTES

1. All drawings to read to be read in conjunction with Engineers Drawings
2. Contractor to report any discrepancies or contradiction to the architect immediately.
3. No drawings are to be scaled.
4. All brickwork is to be set out using a profile marked at 85 mm c/c & 128 mm c/c for maxi bricks
5. The contractor must have a full set of dwg's on site during construction.
6. All dimensions as indicated on plan are to be set out on a level horizontal plane.
7. The contractor is to build in SABS approved DPC's whether or not these are shown on drawings, to all external walls at each floor, beam or parapet level and to all windows, doors, grilles or other openings in external

SANS 10400 NOTES:

1. All work to comply with SANS 10400 standards and specifications
2. Structural design to Engineer's specification and complies with parts H, J, K, L, M or N of SANS 10400
3. All dimensions of rooms and spaces to comply with SANS 10400-C
4. All sanitary facilities comply with SANS 10400-F
5. All roof gutters and down pipes to comply with SANS 10400- R
6. All glazing to comply with part N of SANS 10400
7. Safety glass to be used within 300mm of FFL to comply with SANS 10400-N regulations
8. All drainage subject to an agreement certificate and to comply with SANS 10400-P
9. All disposal of storm water to comply with SANS 10400-R
10. Facilities for disabled persons are provided and are in accordance to SANS 10400-S

WIMS number: 070638
page type: A0

HEALTH DEPARTMENT SIGNATURES	
FACILITY	
FACILITY CEO	
FACILITY MANAGER	
DISTRICT MANAGER	
DOH PROJECT LEADER	
Checked by (Professional Consultant)	
Name	
	2022/10/27 15:26:06
Signature	Date

consultant
15 The Boulevard
Westway Office Park,
Westville,
Durban, 3630
Tel. 031 265 0444
email. george@ukuza.co.za
UKUZA CONSULTING (PTY) LTD

ARCHITECTURE

public works
Department:
Public Works
PROVINCE OF KWAZULU-NATAL

health
Department:
Health
PROVINCE OF KWAZULU-NATAL

Project
PROPOSED NEW ORTHOTIC AND PROSTHETICS CENTRE ON THANDUYISE DRIVE, ERF 1241, NGWELEZANE HOSPITAL, NGWELEZANE A, EMPANGENI, KWAZULU NATAL PROVINCE

Drawing title
TILE LAYOUT (Sheet 4 of 9)

Project Stage
070638 - STAGE 4:TENDER

Drawn	gck	Date
scale	1 : 20	2022/10/27 15:26:06

drawing number
070638 DOH - A- 5103 - 0

Drawing Number ID

070638	= WIMS no
DOH	= Department
A	= Consultant Discipline
0000	= Drawing No
0	= Revision No

ANNEXURE D - DRAWINGS

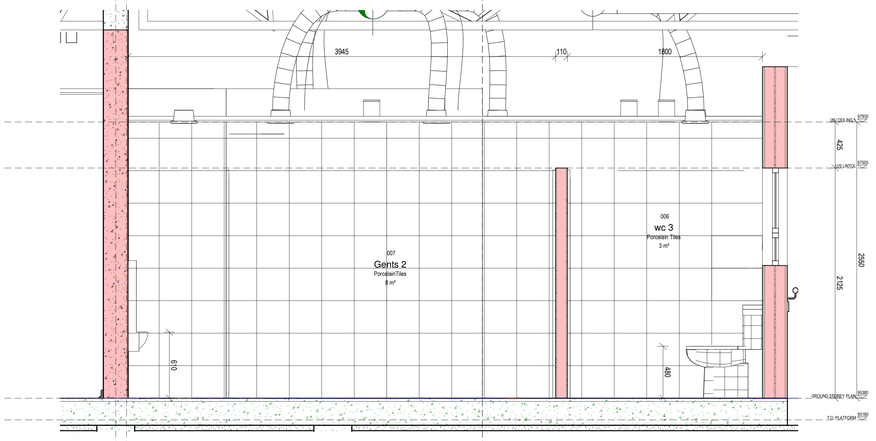

ELEVATION 30
Scale: 1 : 20

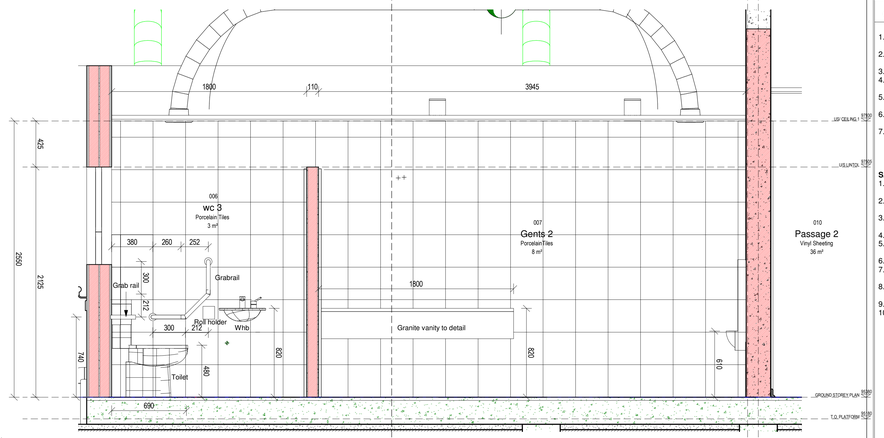

ELEVATION 31
Scale: 1 : 20

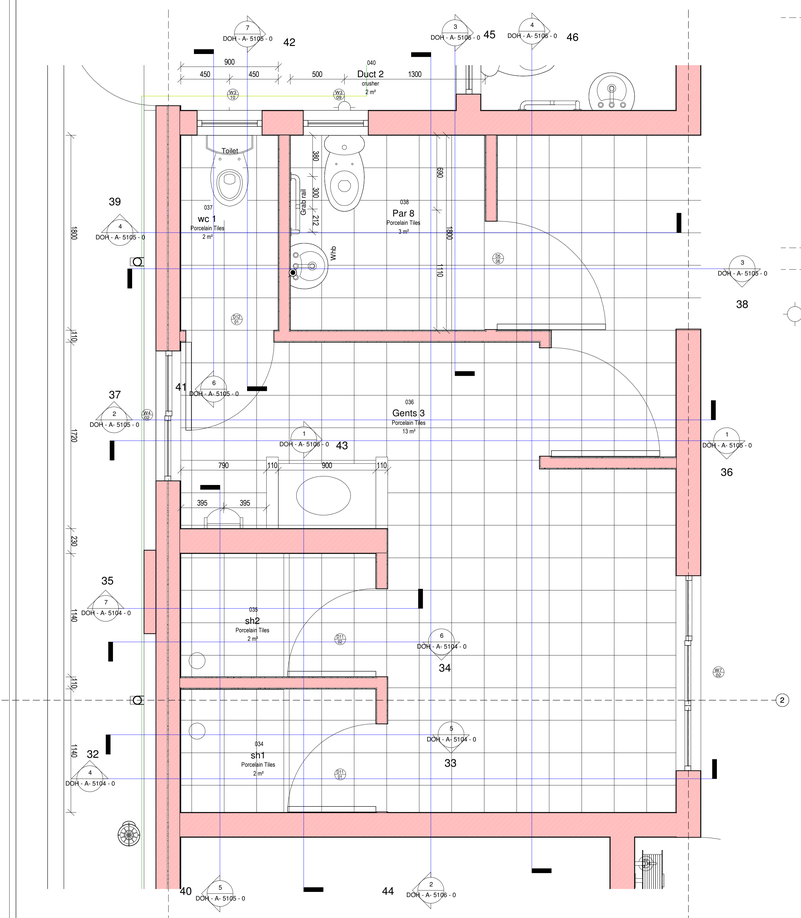

GROUND STOREY PLAN TILE LAYOUT 5
Scale: 1 : 20

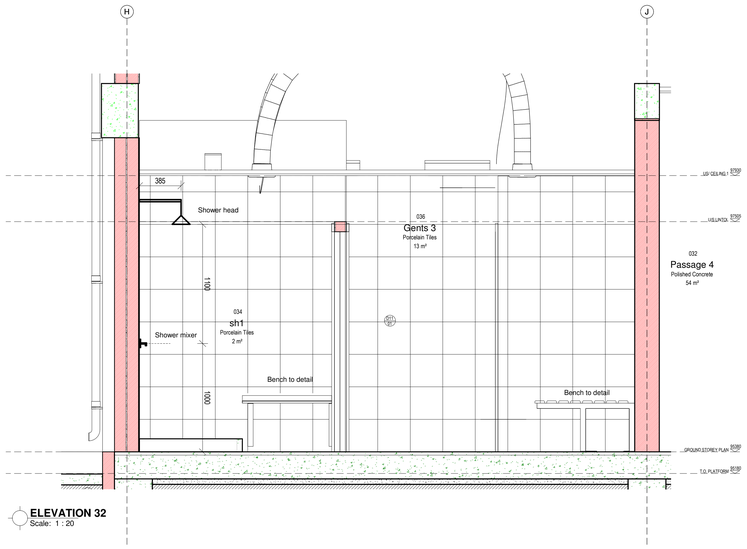

ELEVATION 32
Scale: 1 : 20

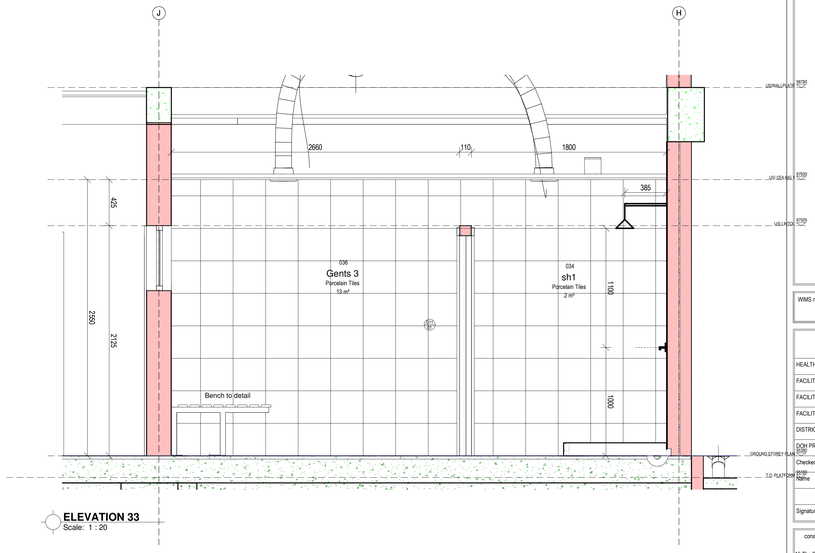

ELEVATION 33
Scale: 1 : 20

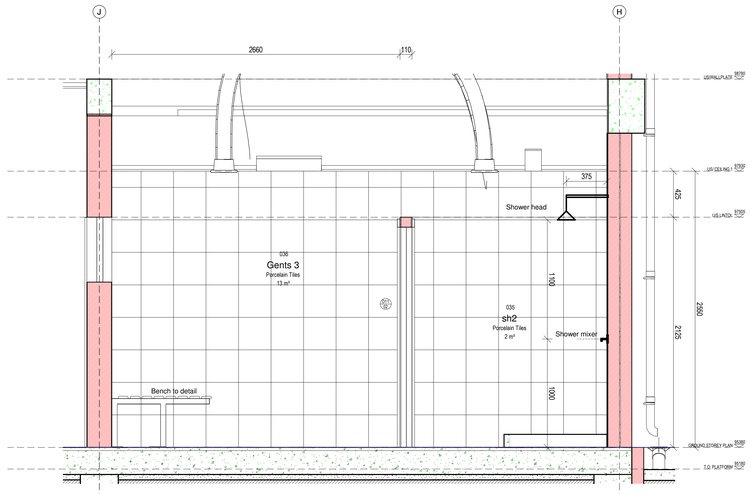

ELEVATION 34
Scale: 1 : 20

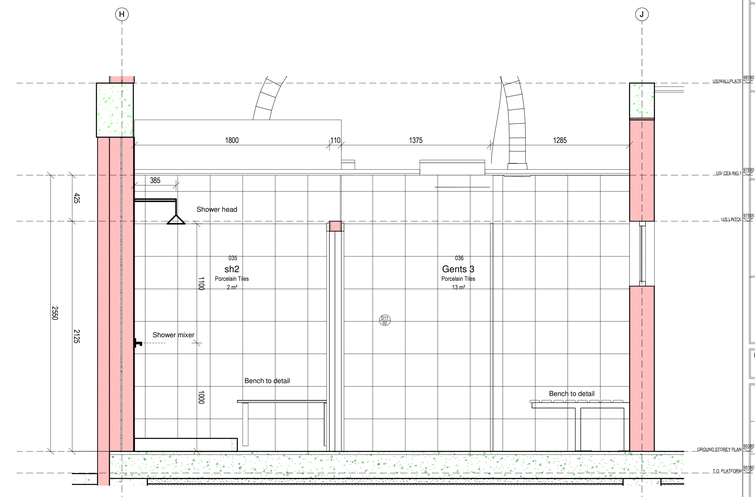

ELEVATION 35
Scale: 1 : 20

No.	Date	Amendment	Issued to

GENERAL NOTES

1. All drawings to read to be read in conjunction with Engineers Drawings
2. Contractor to report any discrepancies or contradiction to the architect immediately.
3. No drawings are to be scaled.
4. All brickwork is to be set out using a profile marked at 85 mm c/c & 128 mm c/c for maxi bricks
5. The contractor must have a full set of dwg's on site during construction.
6. All dimensions as indicated on plan are to be set out on a level horizontal plane.
7. The contractor is to build in SABS approved DPC's whether or not these are shown on drawings, to all external walls at each floor, beam or parapet level and to all windows, doors, grilles or other openings in external

SANS 10400 NOTES:

1. All work to comply with SANS 10400 standards and specifications
2. Structural design to Engineer's specification and complies with parts H, J, K, L, M or N of SANS 10400
3. All dimensions of rooms and spaces to comply with SANS 10400-C
4. All sanitary facilities comply with SANS 10400-F
5. All roof gutters and down pipes to comply with SANS 10400- R
6. All glazing to comply with part N of SANS 10400
7. Safety glass to be used within 300mm of FFL to comply with SANS 10400-N regulations
8. All drainage subject to an agreement certificate and to comply with SANS 10400-P
9. All disposal of storm water to comply with SANS 10400-R
10. Facilities for disabled persons are provided and are in accordance to SANS 10400-S

WIMS number: 070638
page type: A0

HEALTH DEPARTMENT SIGNATURES	
FACILITY	
FACILITY CEO	
FACILITY MANAGER	
DISTRICT MANAGER	
DOH PROJECT LEADER	
Checked by (Professional Consultant)	
Name	2022/10/27 15:26:10
Signature	Date

consultant
15 The Boulevard
Westway Office Park,
Westville,
Durban, 3630
Tel: 031 265 0444
email. george@ukuza.co.za
UKUZA CONSULTING (PTY) LTD

ARCHITECTURE

public works
Department:
Public Works
PROVINCE OF KWAZULU-NATAL

health
Department:
Health
PROVINCE OF KWAZULU-NATAL

Project
PROPOSED NEW ORTHOTIC AND PROSTHETICS CENTRE ON THANDUYISE DRIVE, ERF 1241, NGWELEZANE HOSPITAL, NGWELEZANE A, EMPANGENI, KWAZULU NATAL PROVINCE

Drawing title
TILE LAYOUT (Sheet 5 of 9)

Project Stage
070638 - STAGE 4:TENDER

Drawn	gck	Date	2022/10/27 15:26:10
scale	1 : 20		

drawing number
070638 DOH - A- 5104 - 0

Drawing Number ID	
070638	= WIMS no
DOH	= Department
A	= Consultant Discipline
0000	= Drawing No
0	= Revision No

ANNEXURE D - DRAWINGS

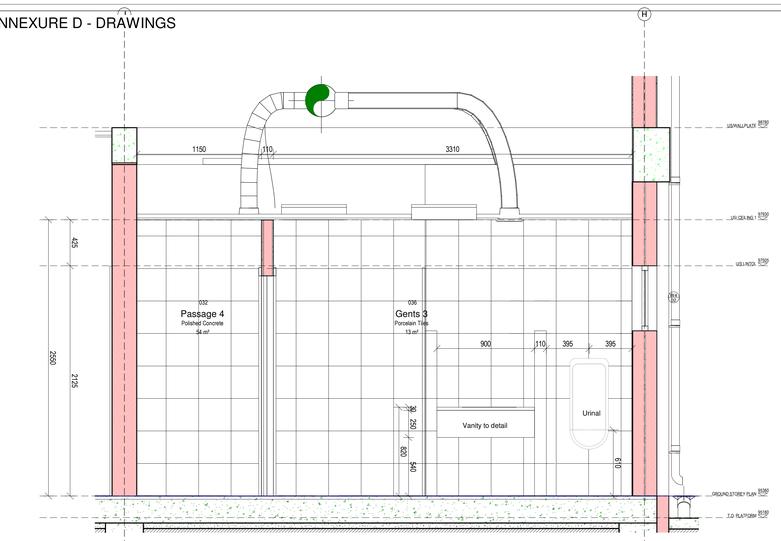

ELEVATION 36
Scale: 1 : 20

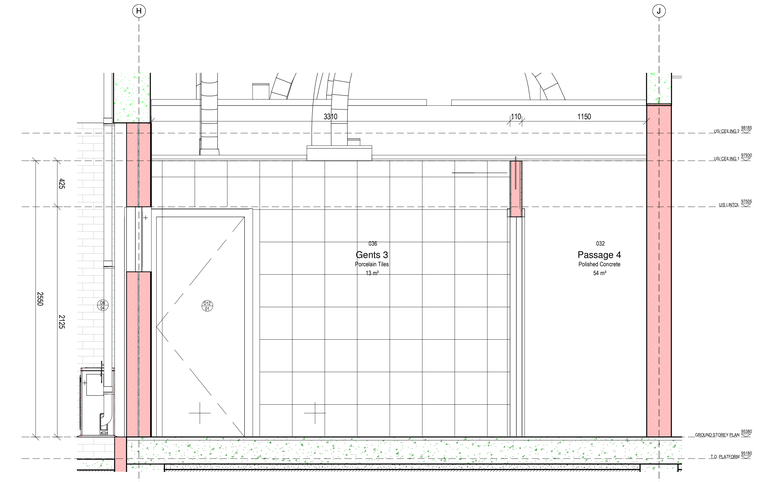

ELEVATION 37
Scale: 1 : 20

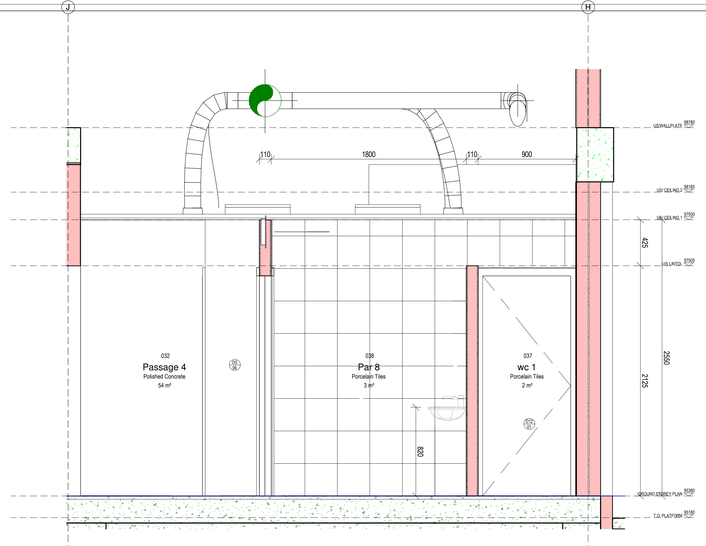

ELEVATION 38
Scale: 1 : 20

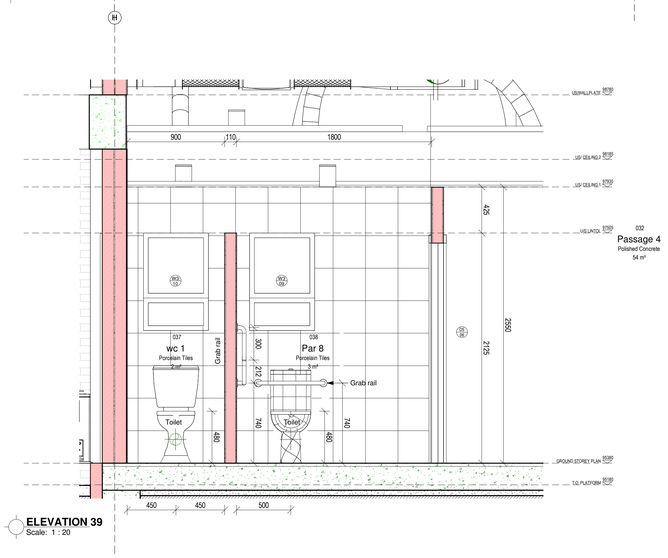

ELEVATION 39
Scale: 1 : 20

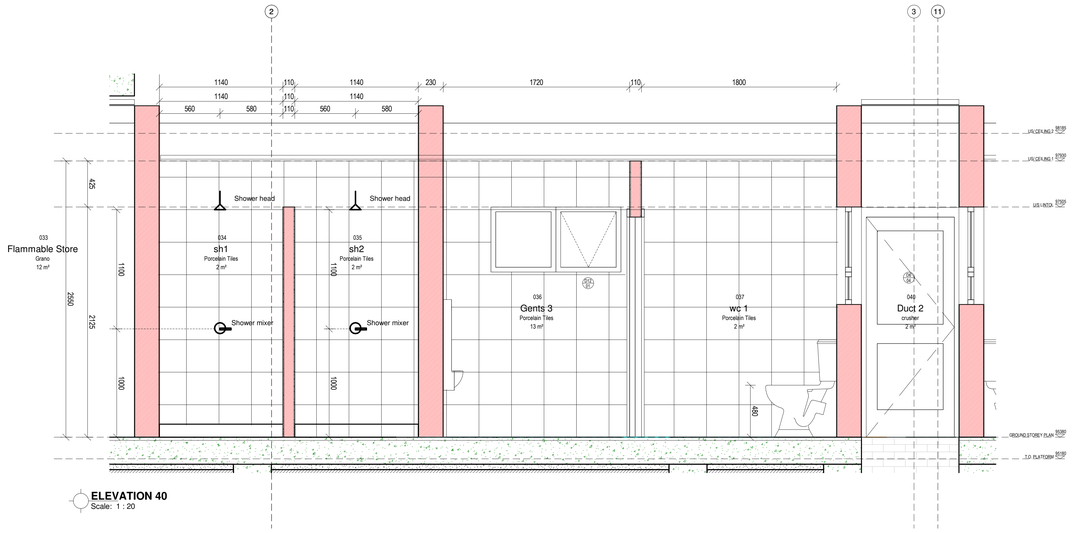

ELEVATION 40
Scale: 1 : 20

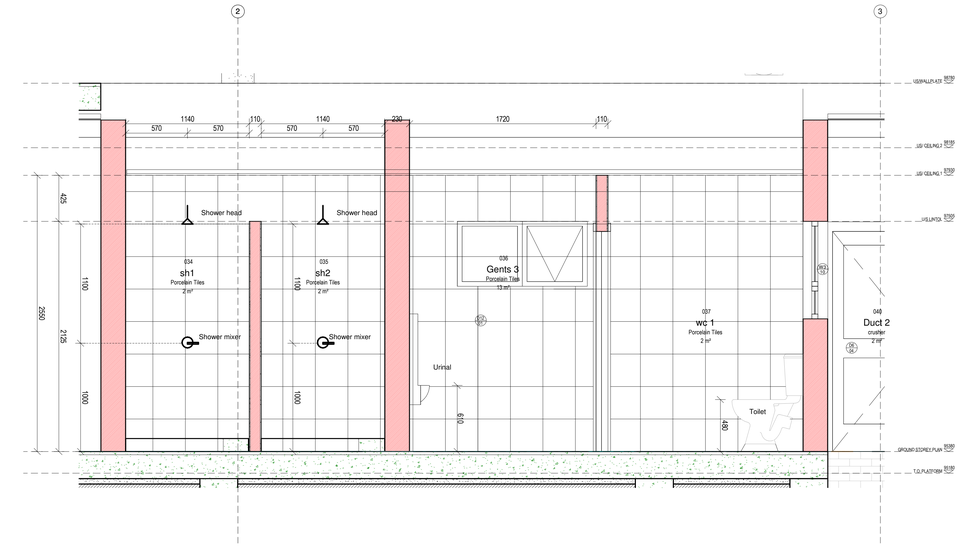

ELEVATION 41
Scale: 1 : 20

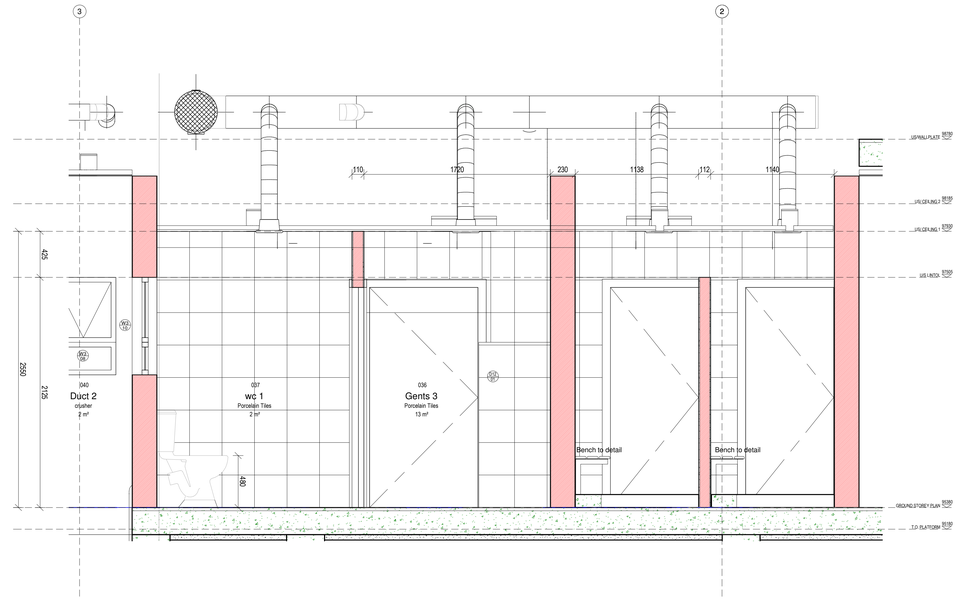

ELEVATION 42
Scale: 1 : 20

No.	Date	Amendment	Issued to

GENERAL NOTES

1. All drawings to read to be read in conjunction with Engineers Drawings
2. Contractor to report any discrepancies or contradiction to the architect immediately.
3. No drawings are to be scaled.
4. All brickwork is to be set out using a profile marked at 85 mm c/c & 128 mm c/c for maxi bricks
5. The contractor must have a full set of dwg's on site during construction.
6. All dimensions as indicated on plan are to be set out on a level horizontal plane.
7. The contractor is to build in SABS approved DPC's whether or not these are shown on drawings, to all external walls at each floor, beam or parapet level and to all windows, doors, grilles or other openings in external

SANS 10400 NOTES:

1. All work to comply with SANS 10400 standards and specifications
2. Structural design to Engineer's specification and complies with parts H, J, K, L, M or N of SANS 10400
3. All dimensions of rooms and spaces to comply with SANS 10400-C
4. All sanitary facilities comply with SANS 10400-F
5. All roof gutters and down pipes to comply with SANS 10400- R
6. All glazing to comply with part N of SANS 10400
7. Safety glass to be used within 300mm of FFL to comply with SANS 10400-N regulations
8. All drainage subject to an agreement certificate and to comply with SANS 10400-P
9. All disposal of storm water to comply with SANS 10400-R
10. Facilities for disabled persons are provided and are in accordance to SANS 10400-S

WIMS number: 070638
page type: A0

HEALTH DEPARTMENT SIGNATURES

FACILITY	
FACILITY CEO	
FACILITY MANAGER	
DISTRICT MANAGER	
DOH PROJECT LEADER	
Checked by (Professional Consultant)	
Name	
	2022/10/27 15:26:14
Signature	Date

consultant
15 The Boulevard
Westway Office Park,
Westville,
Durban, 3630
Tel. 031 265 0444
email. george@ukuza.co.za
UKUZA CONSULTING (PTY) LTD

ARCHITECTURE

public works
Department:
Public Works
PROVINCE OF KWAZULU-NATAL

health
Department:
Health
PROVINCE OF KWAZULU-NATAL

Project
PROPOSED NEW ORTHOTIC AND PROSTHETICS CENTRE ON THANDUYISE DRIVE, ERF 1241, NGWELEZANE HOSPITAL, NGWELEZANE A, EMPANGENI, KWAZULU NATAL PROVINCE

Drawing title
TILE LAYOUT (Sheet 6 of 9)

Project Stage
070638 - STAGE 4:TENDER

Drawn	gck	Date
scale	1 : 20	2022/10/27 15:26:14

drawing number
070638 DOH - A- 5105 - 0

Drawing Number ID

070638	= WIMS no
DOH	= Department
A	= Consultant Discipline
0000	= Drawing No
0	= Revision No

ANNEXURE D - DRAWINGS

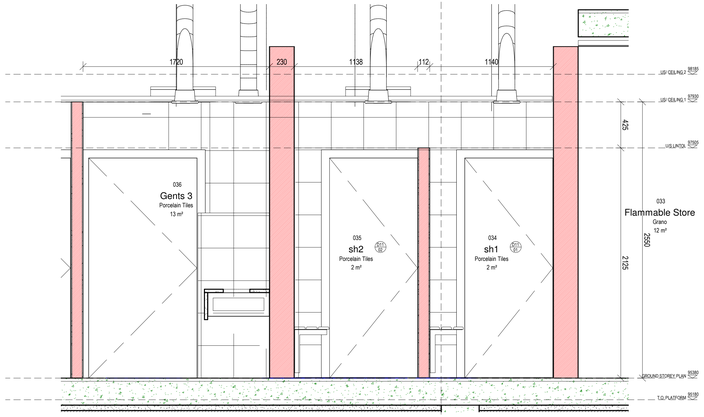

ELEVATION 43
Scale: 1 : 20

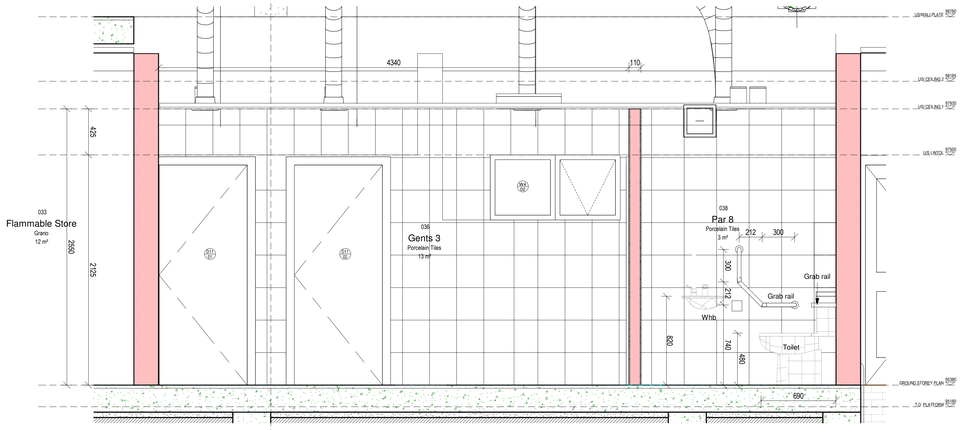

ELEVATION 44
Scale: 1 : 20

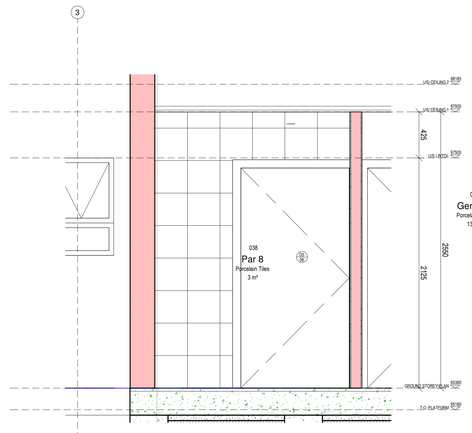

ELEVATION 45
Scale: 1 : 20

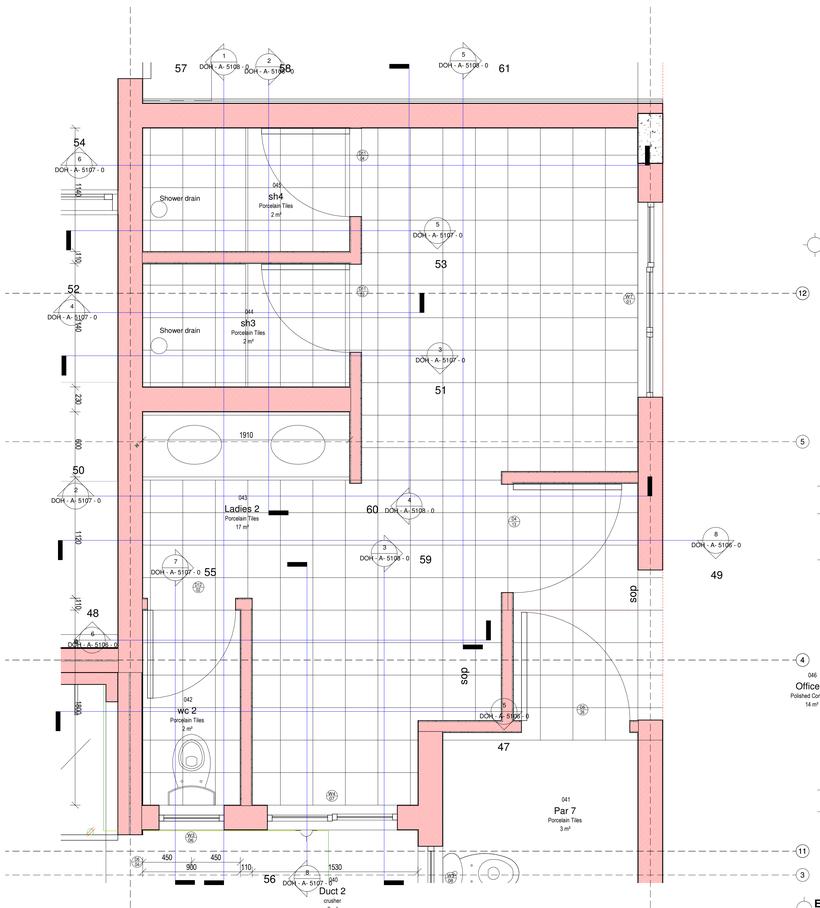

GROUND STOREY PLAN - TILE LAYOUT 6
Scale: 1 : 20

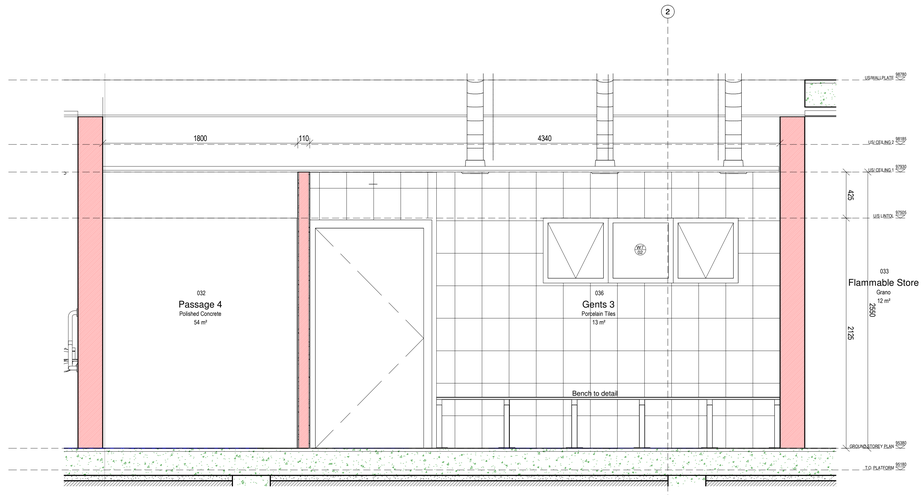

ELEVATION 46
Scale: 1 : 20

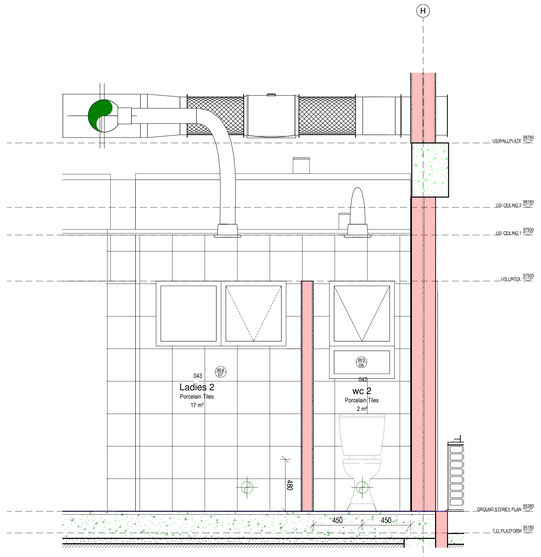

ELEVATION 47
Scale: 1 : 20

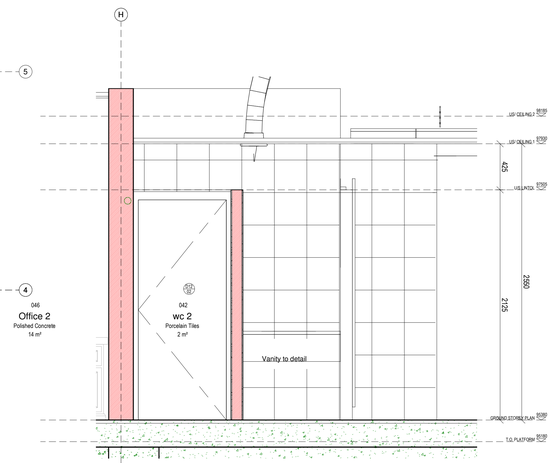

ELEVATION 48
Scale: 1 : 20

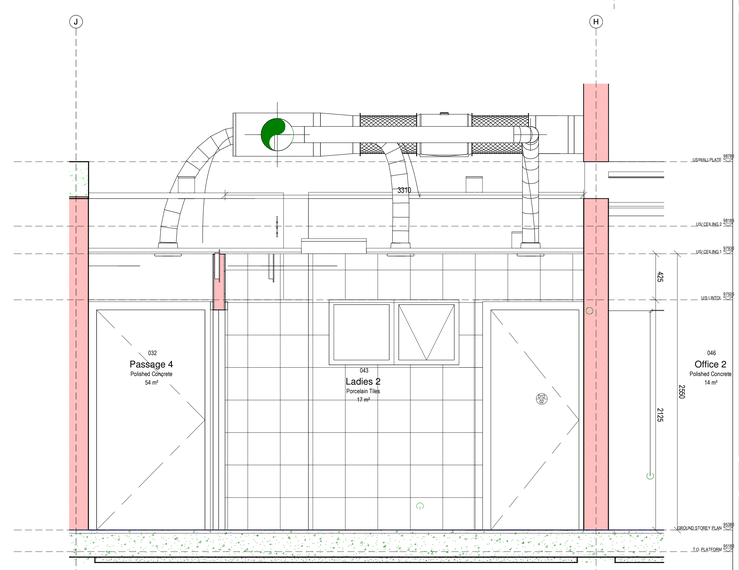

ELEVATION 49
Scale: 1 : 20

No.	Date	Amendment	Issued to

GENERAL NOTES

1. All drawings to read to be read in conjunction with Engineers Drawings
2. Contractor to report any discrepancies or contradiction to the architect immediately.
3. No drawings are to be scaled.
4. All brickwork is to be set out using a profile marked at 85 mm c/c & 128 mm c/c for maxi bricks
5. The contractor must have a full set of dwg's on site during construction.
6. All dimensions as indicated on plan are to be set out on a level horizontal plane.
7. The contractor is to build in SABS approved DPC's whether or not these are shown on drawings, to all external walls at each floor, beam or parapet level and to all windows, doors, grilles or other openings in external

SANS 10400 NOTES:

1. All work to comply with SANS 10400 standards and specifications
2. Structural design to Engineer's specification and complies with parts H, J, K, L, M or N of SANS 10400
3. All dimensions of rooms and spaces to comply with SANS 10400-C
4. All sanitary facilities comply with SANS 10400-F
5. All roof gutters and down pipes to comply with SANS 10400- R
6. All glazing to comply with part N of SANS 10400
7. Safety glass to be used within 300mm of FFL to comply with SANS 10400-N regulations
8. All drainage subject to an agreement certificate and to comply with SANS 10400-P
9. All disposal of storm water to comply with SANS 10400-R
10. Facilities for disabled persons are provided and are in accordance to SANS 10400-S

WIMS number: 070638
page type: A0

HEALTH DEPARTMENT SIGNATURES		
FACILITY		
FACILITY CEO		
FACILITY MANAGER		
DISTRICT MANAGER		
DOH PROJECT LEADER		
Checked by (Professional Consultant)		
Name		
	2022/10/27 15:26:19	
Signature		Date

consultant
15 The Boulevard
Westway Office Park,
Westville,
Durban, 3630
Tel: 031 265 0444
email. george@ukuza.co.za
UKUZA CONSULTING (PTY) LTD

ARCHITECTURE

public works
Department:
Public Works
PROVINCE OF KWAZULU-NATAL

health
Department:
Health
PROVINCE OF KWAZULU-NATAL

Project
PROPOSED NEW ORTHOTIC AND PROSTHETICS CENTRE ON THANDUYISE DRIVE, ERF 1241, NGWELEZANE HOSPITAL, NGWELEZANE A, EMPANGENI, KWAZULU NATAL PROVINCE

Drawing title
TILE LAYOUT (Sheet 7 of 9)

Project Stage
070638 - STAGE 4:TENDER

Drawn	gck	Date
scale	1 : 20	2022/10/27 15:26:19
drawing number	070638 DOH - A- 5106 - 0	

Drawing Number ID

070638 = WIMS no
DOH = Department
A = Consultant Discipline
0000 = Drawing No
0 = Revision No

ANNEXURE D - DRAWINGS

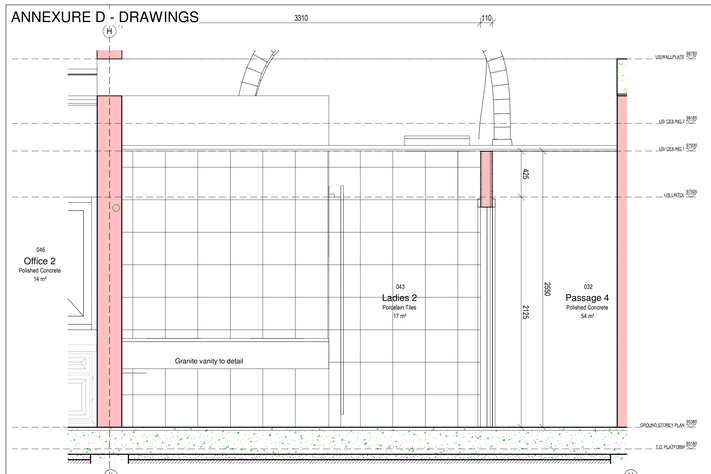

ELEVATION 50
Scale: 1 : 20

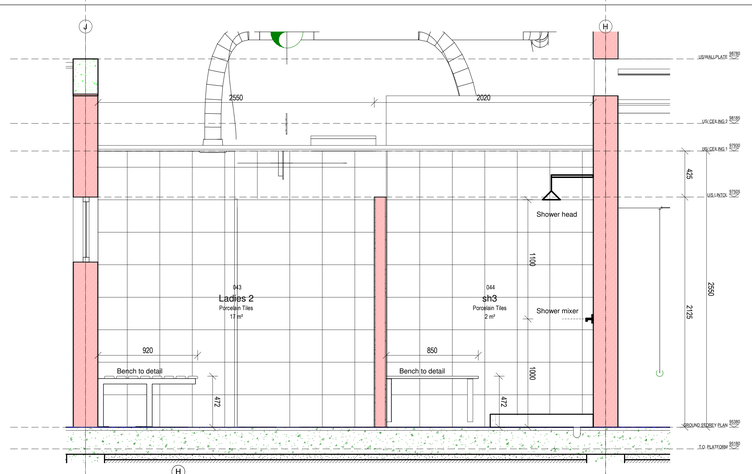

ELEVATION 51
Scale: 1 : 20

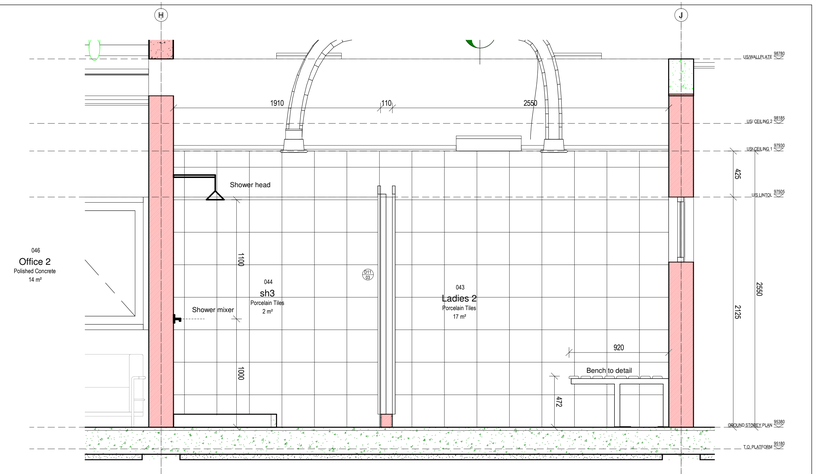

ELEVATION 52
Scale: 1 : 20

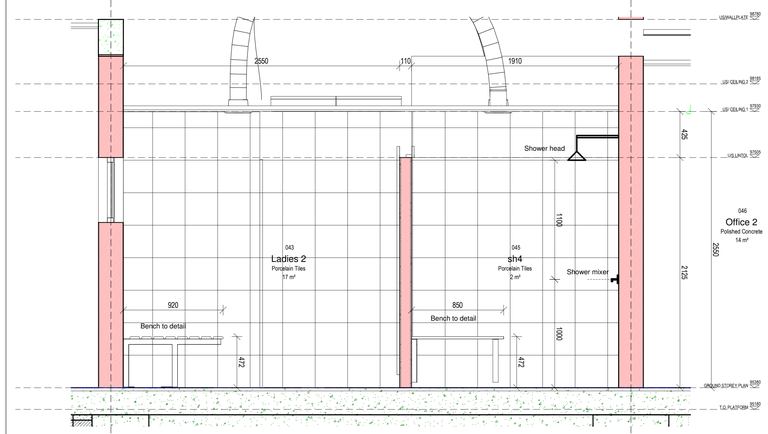

ELEVATION 53
Scale: 1 : 20

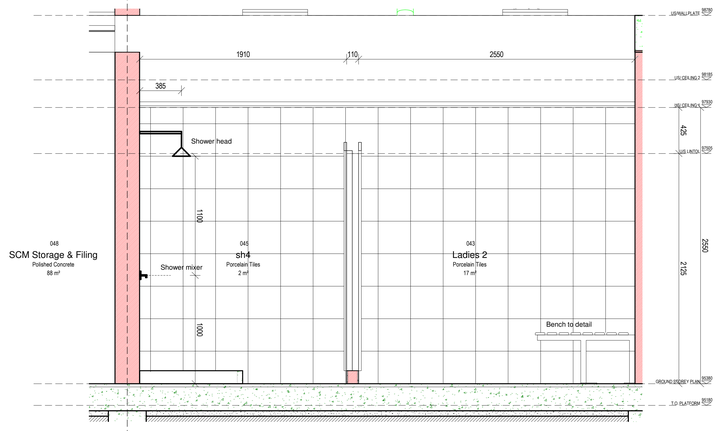

ELEVATION 54
Scale: 1 : 20

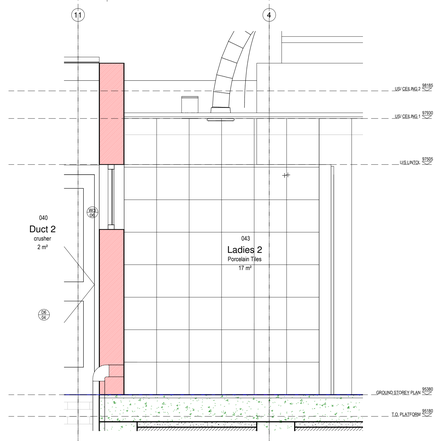

ELEVATION 56
Scale: 1 : 20

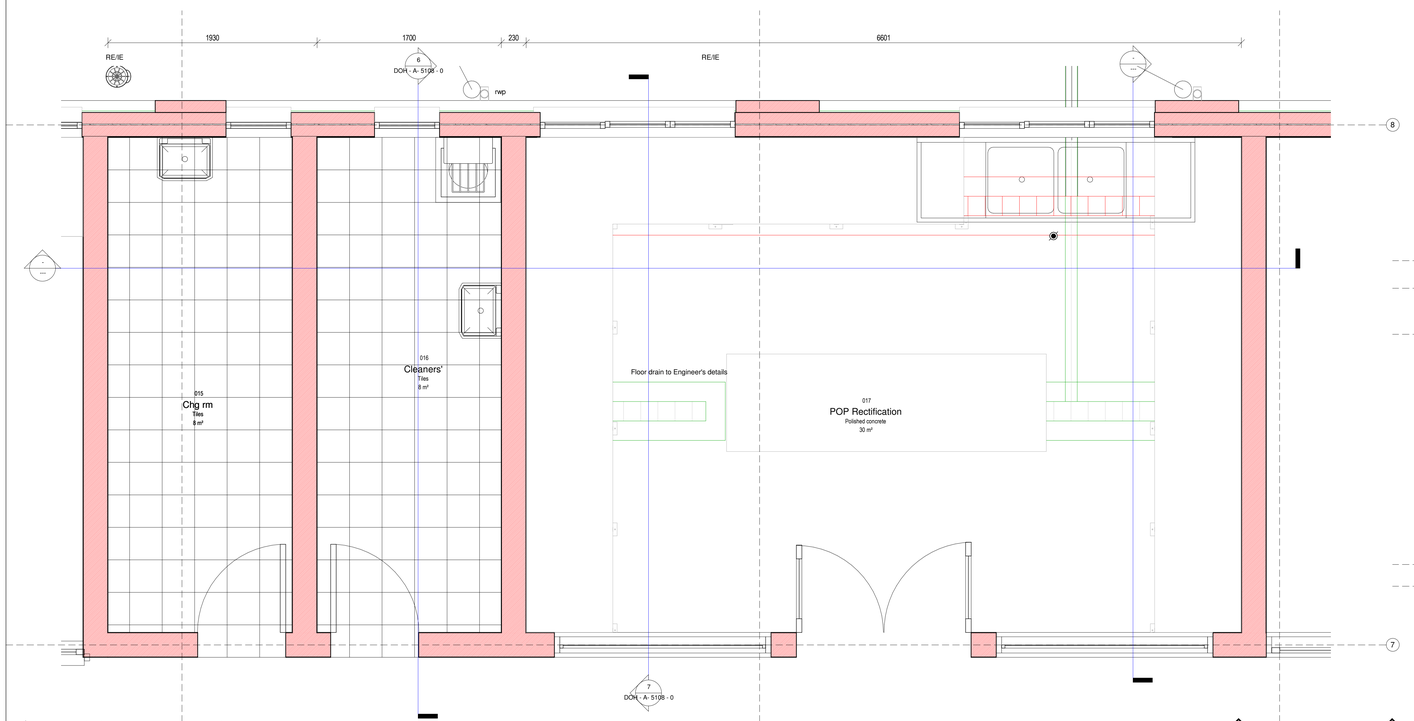

GROUNDSTOREY PLAN - TILE LAYOUT 7
Scale: 1 : 20

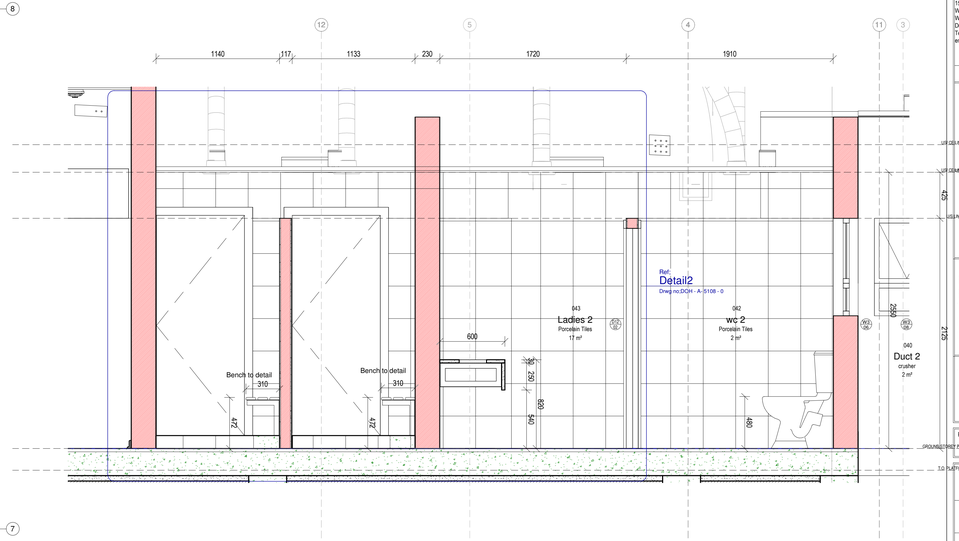

ELEVATION 55
Scale: 1 : 20

No.	Date	Amendment	Issued to

GENERAL NOTES

1. All drawings to read to be read in conjunction with Engineers Drawings
2. Contractor to report any discrepancies or contradiction to the architect immediately.
3. No drawings are to be scaled.
4. All brickwork is to be set out using a profile marked at 85 mm c/c & 128 mm c/c for maxi bricks
5. The contractor must have a full set of dwg's on site during construction.
6. All dimensions as indicated on plan are to be set out on a level horizontal plane.
7. The contractor is to build in SABS approved DPC's whether or not these are shown on drawings, to all external walls at each floor, beam or parapet level and to all windows, doors, grilles or other openings in external

SANS 10400 NOTES:

1. All work to comply with SANS 10400 standards and specifications
2. Structural design to Engineer's specification and complies with parts H, J, K, L, M or N of SANS 10400
3. All dimensions of rooms and spaces to comply with SANS 10400-C
4. All sanitary facilities comply with SANS 10400-F
5. All roof gutters and down pipes to comply with SANS 10400- R
6. All glazing to comply with part N of SANS 10400
7. Safety glass to be used within 300mm of FFL to comply with SANS 10400-N regulations
8. All drainage subject to an agreement certificate and to comply with SANS 10400-P
9. All disposal of storm water to comply with SANS 10400-R
10. Facilities for disabled persons are provided and are in accordance to SANS 10400-S

WIMS number: 070638
page type: A0

HEALTH DEPARTMENT SIGNATURES

FACILITY	
FACILITY CEO	
FACILITY MANAGER	
DISTRICT MANAGER	
DOH PROJECT LEADER	
Checked by (Professional Consultant)	
Name	
	2022/10/27 15:26:23
Signature	Date

consultant
15 The Boulevard
Westway Office Park,
Westville,
Durban, 3630
Tel. 031 265 0444
email. george@ukuza.co.za
UKUZA CONSULTING (PTY) LTD

ARCHITECTURE

public works
Department:
Public Works
PROVINCE OF KWAZULU-NATAL

health
Department:
Health
PROVINCE OF KWAZULU-NATAL

Project
PROPOSED NEW ORTHOTIC AND PROSTHETICS CENTRE ON THANDUYISE DRIVE, ERF 1241, NGWELEZANE HOSPITAL, NGWELEZANE A, EMPANGENI, KWAZULU NATAL PROVINCE

Drawing title
TILE LAYOUT (Sheet 8 of 9)

Project Stage
070638 - STAGE 4 TENDER

Drawn	gck	Date
scale	1 : 20	2022/10/27 15:26:23

drawing number
070638 DOH - A- 5107 - 0

Drawing Number ID

070638	= WIMS no
DOH	= Department
A	= Consultant Discipline
0000	= Drawing No
0	= Revision No

ANNEXURE D - DRAWINGS

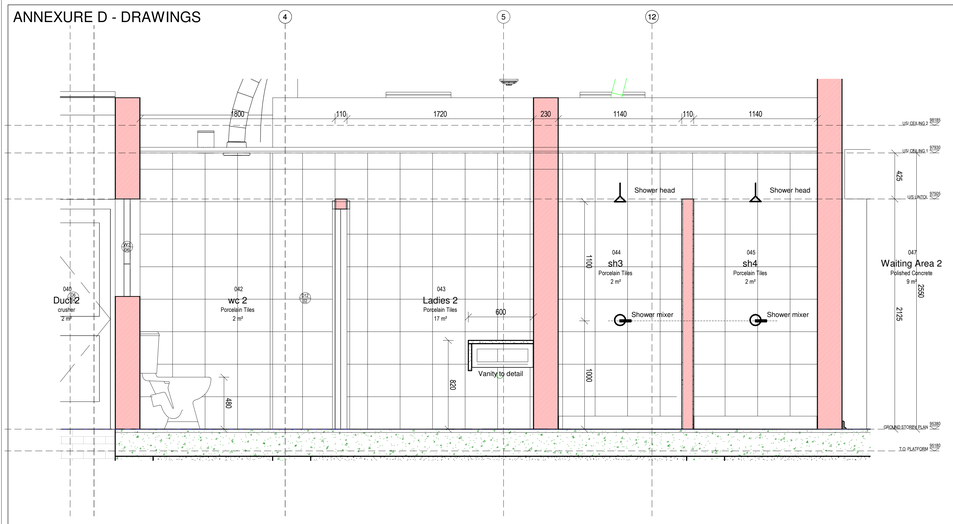

ELEVATION 57
Scale: 1 : 20

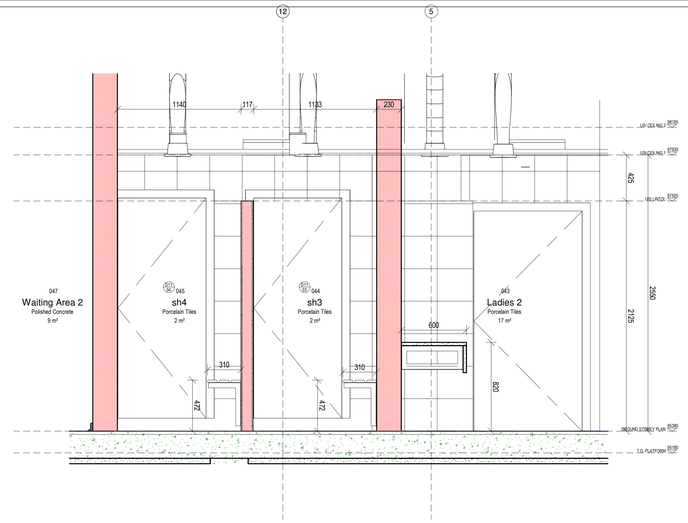

ELEVATION 58
Scale: 1 : 20

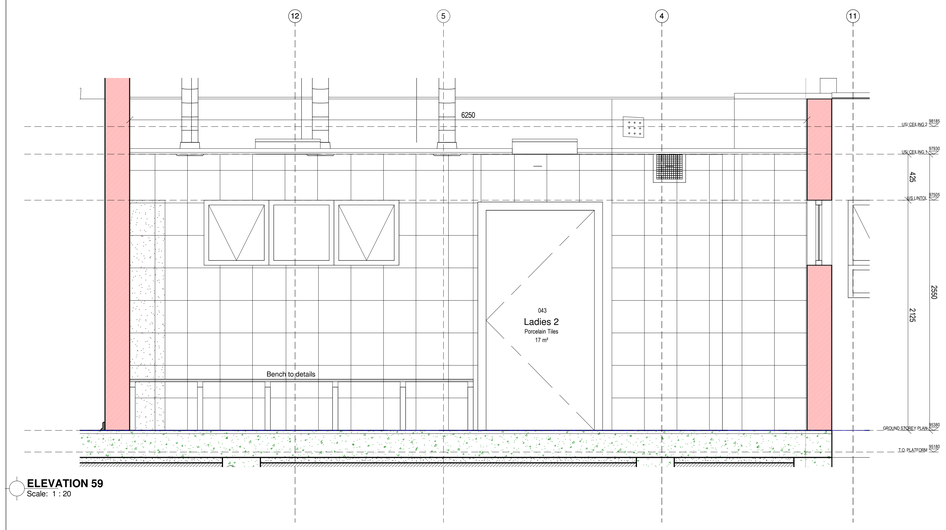

ELEVATION 59
Scale: 1 : 20

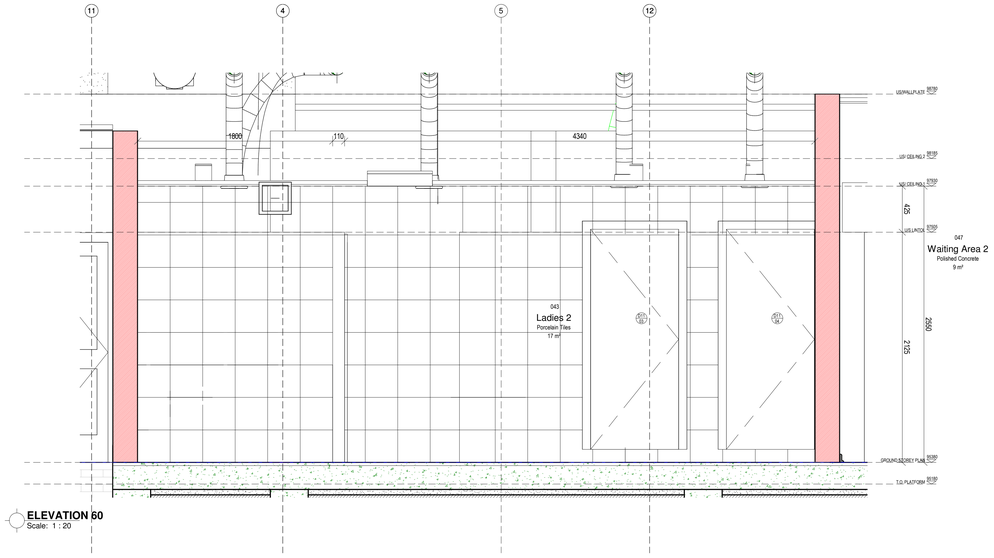

ELEVATION 60
Scale: 1 : 20

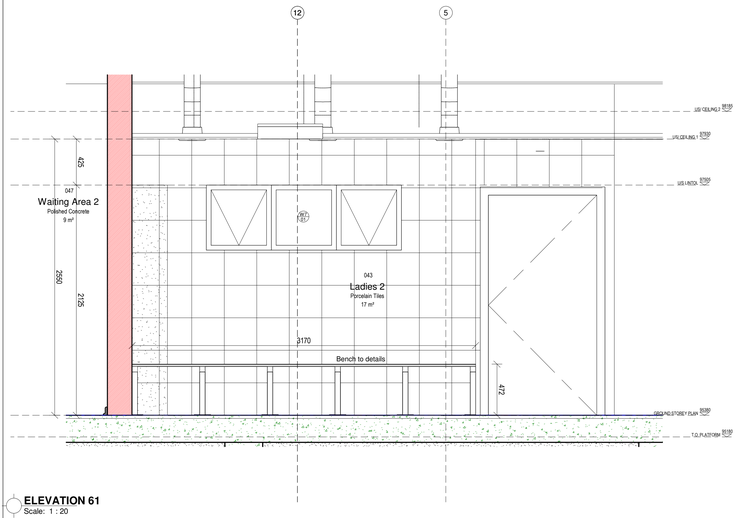

ELEVATION 61
Scale: 1 : 20

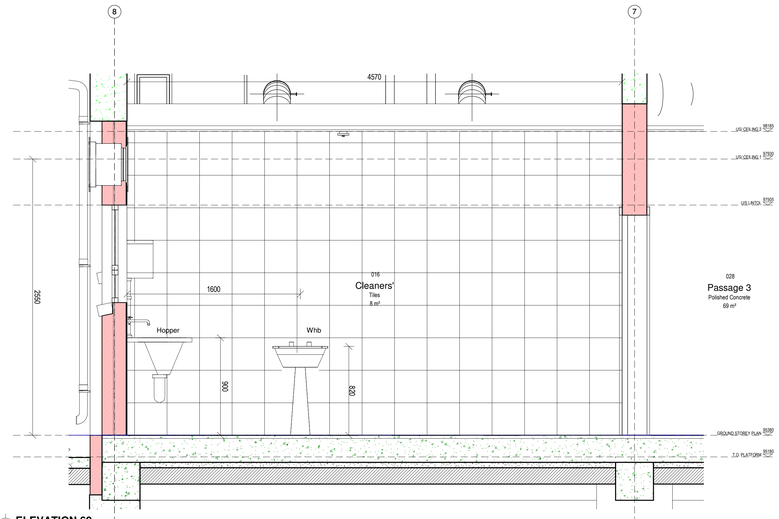

ELEVATION 62
Scale: 1 : 20

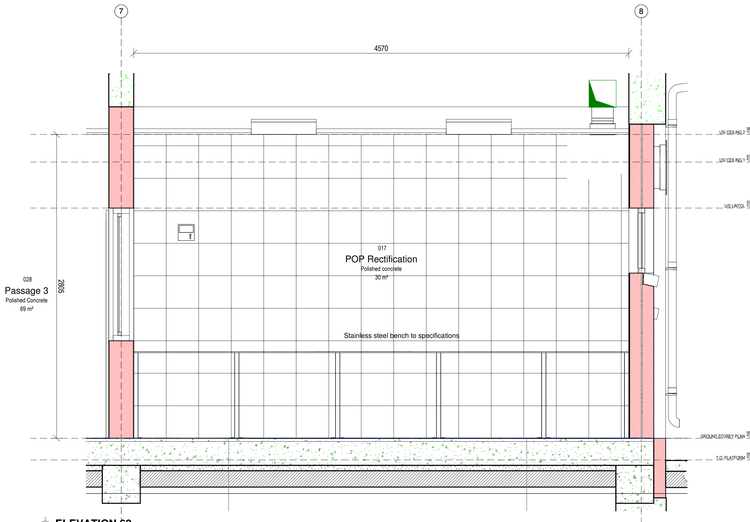

ELEVATION 63
Scale: 1 : 20

No.	Date	Amendment	Issued to

GENERAL NOTES

1. All drawings to read to be read in conjunction with Engineers Drawings
2. Contractor to report any discrepancies or contradiction to the architect immediately.
3. No drawings are to be scaled.
4. All brickwork is to be set out using a profile marked at 85 mm c/c & 128 mm c/c for maxi bricks
5. The contractor must have a full set of dwg's on site during construction.
6. All dimensions as indicated on plan are to be set out on a level horizontal plane.
7. The contractor is to build in SABS approved DPC's whether or not these are shown on drawings, to all external walls at each floor, beam or parapet level and to all windows, doors, grilles or other openings in external

SANS 10400 NOTES:

1. All work to comply with SANS 10400 standards and specifications
2. Structural design to Engineer's specification and complies with parts H, J, K, L, M or N of SANS 10400
3. All dimensions of rooms and spaces to comply with SANS 10400-C
4. All sanitary facilities comply with SANS 10400-F
5. All roof gutters and down pipes to comply with SANS 10400- R
6. All glazing to comply with part N of SANS 10400
7. Safety glass to be used within 300mm of FFL to comply with SANS 10400-N regulations
8. All drainage subject to an agreement certificate and to comply with SANS 10400-P
9. All disposal of storm water to comply with SANS 10400-R
10. Facilities for disabled persons are provided and are in accordance to SANS 10400-S

WIMS number	page type
070638	A0

HEALTH DEPARTMENT SIGNATURES	
FACILITY	
FACILITY CEO	
FACILITY MANAGER	
DISTRICT MANAGER	
DOH PROJECT LEADER	
Checked by (Professional Consultant)	
Name	
	2022/10/27 15:26:28
Signature	Date

consultant

15 The Boulevard
Westway Office Park,
Westville,
Durban, 3630
Tel. 031 265 0444
email. george@ukuza.co.za

UKUZA CONSULTING (PTY) LTD

ARCHITECTURE

public works
Department:
Public Works
PROVINCE OF KWAZULU-NATAL

health
Department:
Health
PROVINCE OF KWAZULU-NATAL

Project

PROPOSED NEW ORTHOTIC AND PROSTHETICS CENTRE ON THANDUYISE DRIVE, ERF 1241, NGWELEZANE HOSPITAL, NGWELEZANE A, EMPANGENI, KWAZULU NATAL PROVINCE

Drawing title

TILE LAYOUT (Sheet 9 of 9)

Project Stage

070638 - STAGE 4 TENDER

Drawn	gck	Date
scale	1 : 20	2022/10/27 15:26:28

drawing number

070638 DOH - A- 5108 - 0

Drawing Number ID

070638	= WIMS no
DOH	= Department
A	= Consultant Discipline
0000	= Drawing No
0	= Revision No

ANNEXURE D - DRAWINGS

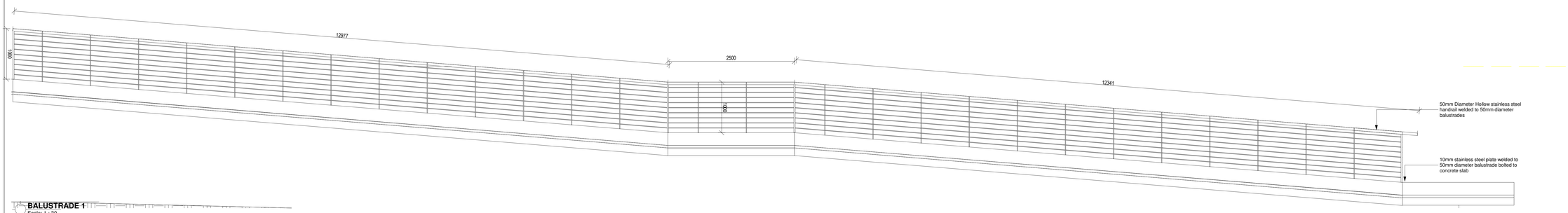

BALUSTRADE 1
Scale: 1 : 30

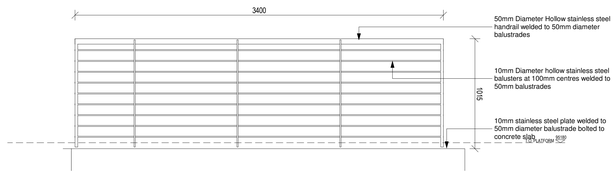

BALUSTRADE 2
Scale: 1 : 20



BALUSTRADE DETAIL
Scale: 1 : 10



HANDRAIL 2
Scale: 1 : 20

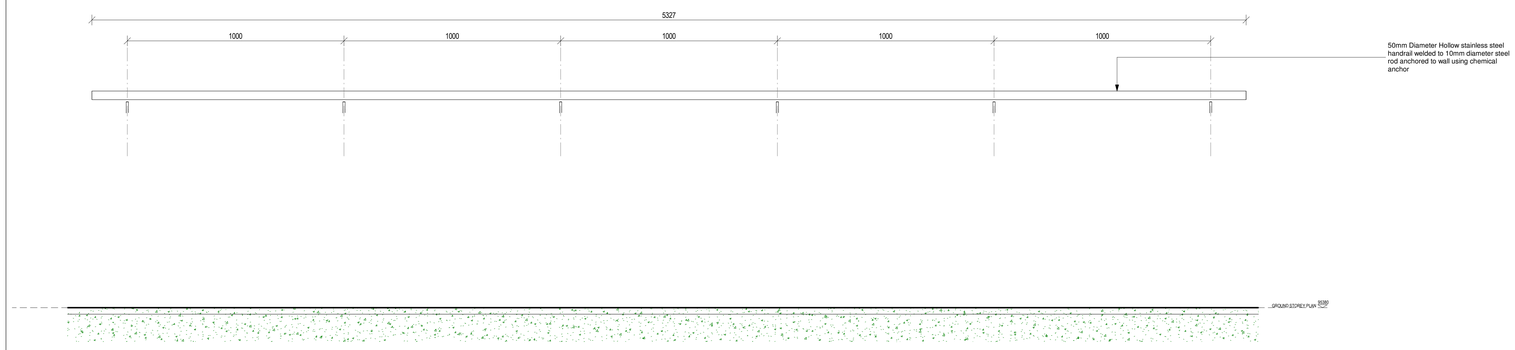

HANDRAIL 1
Scale: 1 : 10

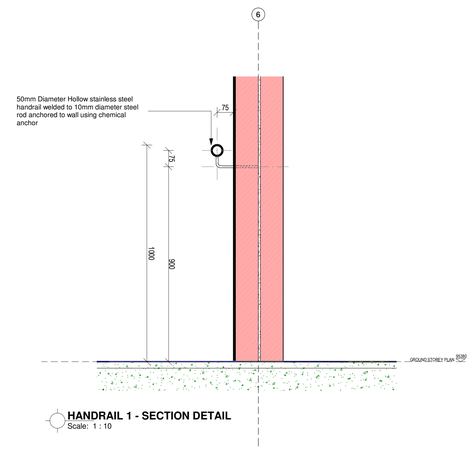

HANDRAIL 1 - SECTION DETAIL
Scale: 1 : 10



HANDRAIL 3
Scale: 1 : 10

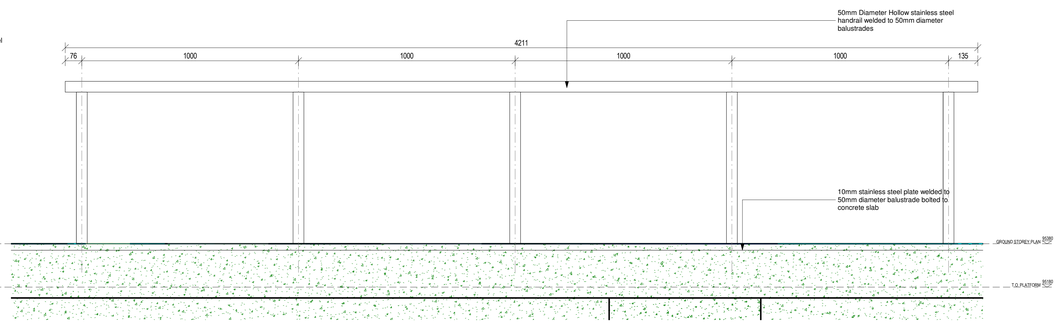

HANDRAIL 4
Scale: 1 : 10

No.	Date	Amendment	Issued to

GENERAL NOTES

1. All drawings to read to be read in conjunction with Engineers Drawings
2. Contractor to report any discrepancies or contradiction to the architect immediately.
3. No drawings are to be scaled.
4. All brickwork is to be set out using a profile marked at 85 mm c/c & 128 mm c/c for maxi bricks
5. The contractor must have a full set of dwg's on site during construction.
6. All dimensions as indicated on plan are to be set out on a level horizontal plane.
7. The contractor is to build in SABS approved DPC's whether or not these are shown on drawings, to all external walls at each floor, beam or parapet level and to all windows, doors, grilles or other openings in external

SANS 10400 NOTES:

1. All work to comply with SANS 10400 standards and specifications
2. Structural design to Engineer's specification and complies with parts H, J, K, L, M or N of SANS 10400
3. All dimensions of rooms and spaces to comply with SANS 10400-C
4. All sanitary facilities comply with SANS 10400-F
5. All roof gutters and down pipes to comply with SANS 10400- R
6. All glazing to comply with part N of SANS 10400
7. Safety glass to be used within 300mm of FFL to comply with SANS 10400-N regulations
8. All drainage subject to an agreement certificate and to comply with SANS 10400-P
9. All disposal of storm water to comply with SANS 10400-R
10. Facilities for disabled persons are provided and are in accordance to SANS 10400-S

WIMS number: 070638
page type: A0

HEALTH DEPARTMENT SIGNATURES

FACILITY	
FACILITY CEO	
FACILITY MANAGER	
DISTRICT MANAGER	
DOH PROJECT LEADER	
Checked by (Professional Consultant)	
Name	
	2022/10/27 15:26:30
Signature	Date

consultant
15 The Boulevard
Westway Office Park,
Westville,
Durban, 3630
Tel. 031 265 0444
email. george@ukuza.co.za
UKUZA CONSULTING (PTY) LTD

ARCHITECTURE

public works
Department:
Public Works
PROVINCE OF KWAZULU-NATAL

health
Department:
Health
PROVINCE OF KWAZULU-NATAL

Project
PROPOSED NEW ORTHOTIC AND PROSTHETICS CENTRE ON THANDUYISE DRIVE, ERF 1241, NGWELEZANE HOSPITAL, NGWELEZANE A, EMPANGENI, KWAZULU NATAL PROVINCE

Drawing title
HANDRAIL DETAILS

Project Stage
070638 - STAGE 4:TENDER

Drawn	gck	Date
scale	As indicated	2022/10/27 15:26:30

drawing number
070638 DOH - A- 5200 - 0

Drawing Number ID

070638	= WIMS no
DOH	= Department
A	= Consultant Discipline
0000	= Drawing No
0	= Revision No

ANNEXURE D - DRAWINGS

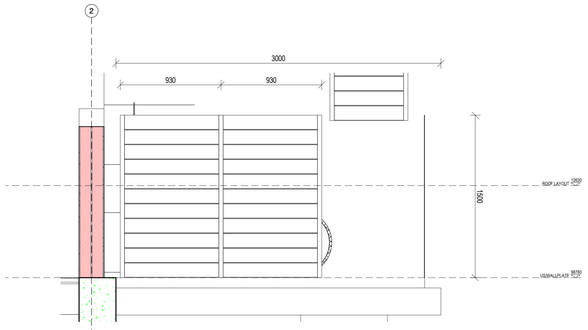

SCREEN - ELEVATION 6 & 8
Scale: 1 : 20



SCREEN - ELEVATION 2
Scale: 1 : 20

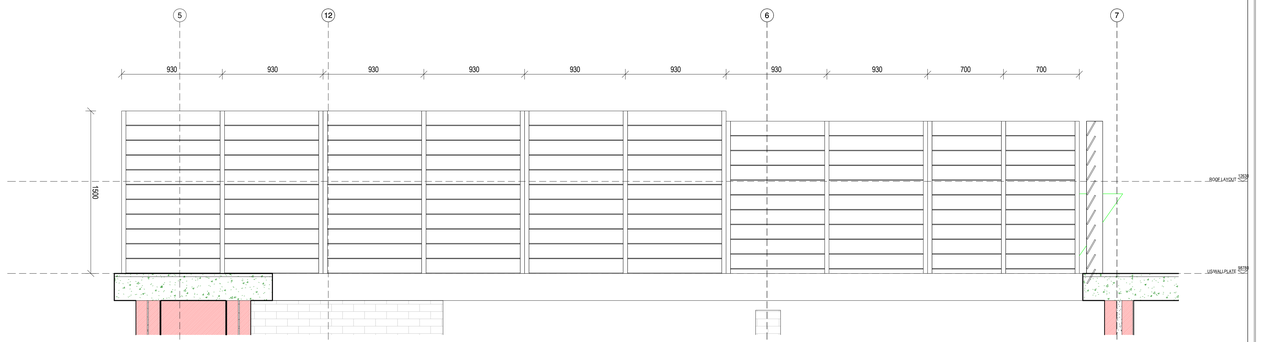

SCREEN - ELEVATION 4
Scale: 1 : 20



SCREEN - ELEVATION 1
Scale: 1 : 20

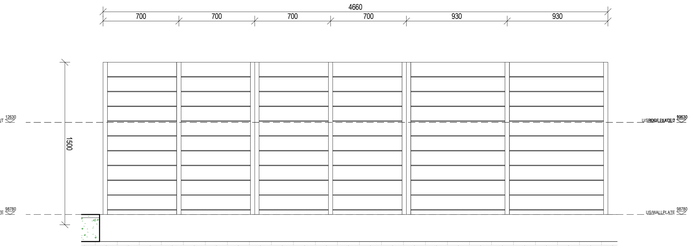

SCREEN - ELEVATION 3
Scale: 1 : 20

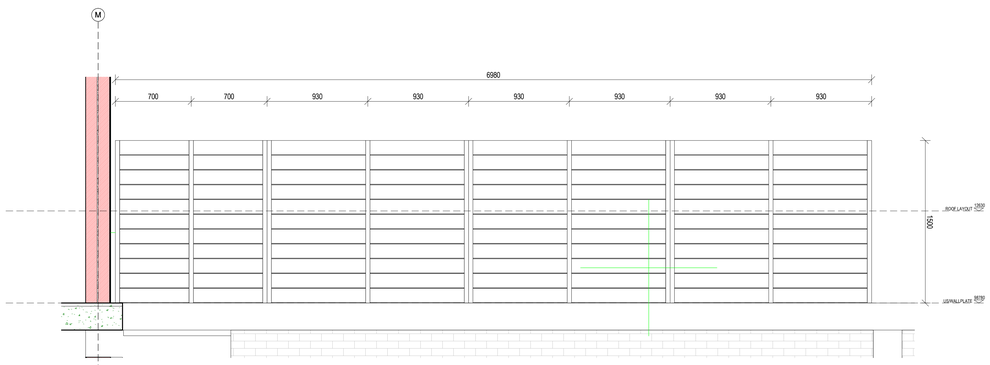

SCREEN - ELEVATION 5
Scale: 1 : 20

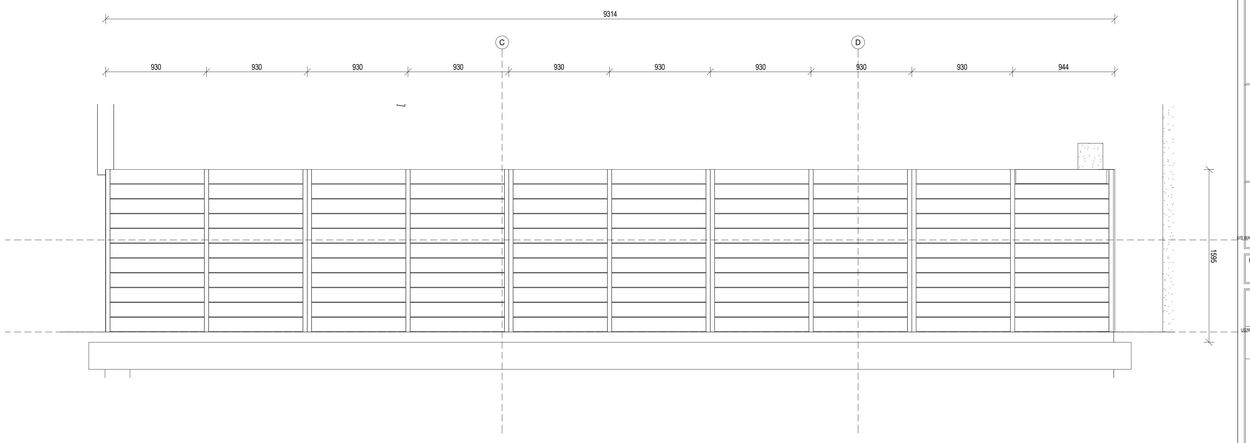

SCREEN - ELEVATION 7
Scale: 1 : 20

No.	Date	Amendment	Issued to

GENERAL NOTES

1. All drawings to read to be read in conjunction with Engineers Drawings
2. Contractor to report any discrepancies or contradiction to the architect immediately.
3. No drawings are to be scaled.
4. All brickwork is to be set out using a profile marked at 85 mm c/c & 128 mm c/c for maxi bricks
5. The contractor must have a full set of dwg's on site during construction.
6. All dimensions as indicated on plan are to be set out on a level horizontal plane.
7. The contractor is to build in SABS approved DPC's whether or not these are shown on drawings, to all external walls at each floor, beam or parapet level and to all windows, doors, grilles or other openings in external

SANS 10400 NOTES:

1. All work to comply with SANS 10400 standards and specifications
2. Structural design to Engineer's specification and complies with parts H, J, K, L, M or N of SANS 10400
3. All dimensions of rooms and spaces to comply with SANS 10400-C
4. All sanitary facilities comply with SANS 10400-F
5. All roof gutters and down pipes to comply with SANS 10400- R
6. All glazing to comply with part N of SANS 10400
7. Safety glass to be used within 300mm of FFL to comply with SANS 10400-N regulations
8. All drainage subject to an agreement certificate and to comply with SANS 10400-P
9. All disposal of storm water to comply with SANS 10400-R
10. Facilities for disabled persons are provided and are in accordance to SANS 10400-S

WIMS number: 070638
page type: A0

HEALTH DEPARTMENT SIGNATURES

FACILITY	
FACILITY CEO	
FACILITY MANAGER	
DISTRICT MANAGER	
DOH PROJECT LEADER	
Checked by (Professional Consultant)	
Name	
	2022/10/27 15:26:32
Signature	Date

consultant
15 The Boulevard
Westway Office Park,
Westville,
Durban, 3630
Tel. 031 265 0444
email. george@ukuza.co.za

UKUZA CONSULTING (PTY) LTD

ARCHITECTURE

public works
Department:
Public Works
PROVINCE OF KWAZULU-NATAL

health
Department:
Health
PROVINCE OF KWAZULU-NATAL

Project
PROPOSED NEW ORTHOTIC AND PROSTHETICS CENTRE ON THANDUYISE DRIVE, ERF 1241, NGWELEZANE HOSPITAL, NGWELEZANE A, EMPANGENI, KWAZULU NATAL PROVINCE

Drawing title
MECHANICAL EQUIPMENT SCREEN DETAILS

Project Stage
070638 - STAGE 4:TENDER

Drawn	gck	Date
scale	1 : 20	2022/10/27 15:26:32

Drawing number
070638 DOH - A- 5201 - 0

Drawing Number ID

070638 = WIMS no
DOH = Department
A = Consultant Discipline
0000 = Drawing No
0 = Revision No

ANNEXURE D - DRAWINGS

ROOM NO	ROOM NAME	FLOOR FINISH	AREA (m²)	SANITARY FITTINGS	WALL FINISH	AREA (m²)	SKIRTING	ARCHITECTURAL FITTINGS	CEILING TYPE	AREA (m²)	DOOR /WINDOWS	ELECTRICAL & MECHANICAL FITTINGS
001	RECEPTION	FLF-671: - VINYL SHEETING 2.5mm High quality flexible vinyl flooring with a monolayer and homogenous construction, non-directional design and PUR reinforcement onto a proprietary floor levelling and smoothing compound. System to include all transition, division, threshold strips and skirting.	33	N/A	PNT-113: PAINT TO PLASTER WALLS Acrylic matt or vinyl emulsion to SANS 1586 Prepare surface to thoroughly to remove any loose compounds and dust Apply one coat plaster primer, Apply two coats finishing paint to achieve complete obliteration DWP-211:DRYWALL PARTITION ON METAL STUDS Metal stud framework with top and bottom tracks, clad both sides with one layer of plasterboard and skim coated for decoration. Installation to include all insulation/ cavity batts, wall/ ceiling junction trims, skirting, beads, joints and corner reinforcement angles. Plasterboard to be an aerated gypsum core plasterboard to SANS 266, classification type 1. PNT - 115: PAINT TO DRY WALLS Acrylic matt or vinyl emulsion to SANS 1586 Prepare surface to thoroughly to remove any loose compounds and dust Apply one coat gypsum primer, Apply two coats finishing paint to achieve complete obliteration	33	SKR-211: Timber skirting screw fixed at 450mm centres, mitered at corners and splayed joints in running lengths, suitable for decoration. SKR-315: Two tier, wall mounted powder coated steel power skirting plugged and screwed to wall.	PIN-1000: - MAGNETIC WHITE BOARD 2400X1200MM Magnetic white board fixed to walls with an approved aluminium frame, plugged and screwed to walls with counter sunk brass screws and cupped washers	CLG-462: ACOUSTIC CEILING 1200 x 600mm Lay-in acoustic biologically absorbable mineral wool ceiling tiles in exposed suspension grid system. The system to be class A and achieve a NRC of 0.90. – White or similar and approved by architect.	11	DRA-112: - ALUMINIUM HINGED DOOR SET Aluminium, clip in bead, gasket glazed system incorporating double swing, double leaf doors with stiffeners and aluminium double door frame. Size, configuration and ironmongery as indicated on the project door/ ironmongery schedule(s). WNA-112: ALUMINIUM HINGED WINDOW SET WITH TOP HUNG OPENING LIGHT Aluminium framed casement window with top hung opening light, aluminium glazing beads and neoprene gaskets. Size, configuration and ironmongery as indicated on the project door/ ironmongery schedule(s).	• Refer to Electrical Engineers details for electrical specifications, Mechanical Engineers' details and schedule for Mechanical specifications, Civil /Structural Engineers details for Civil /structural details and specifications
002	FILING	FLF-671: - VINYL SHEETING 2.5mm High quality flexible vinyl flooring with a monolayer and homogenous construction, non-directional design and PUR reinforcement onto a proprietary floor levelling and smoothing compound. System to include all transition, division, threshold strips and skirting.	6	N/A	DWP-211:DRYWALL PARTITION ON METAL STUDS Metal stud framework with top and bottom tracks, clad both sides with one layer of plasterboard and skim coated for decoration. Installation to include all insulation/ cavity batts, wall/ ceiling junction trims, skirting, beads, joints and corner reinforcement angles. Plasterboard to be an aerated gypsum core plasterboard to SANS 266, classification type 1. PNT - 115: PAINT TO DRY WALLS Acrylic matt or vinyl emulsion to SANS 1586 Prepare surface to thoroughly to remove any loose compounds and dust Apply one coat gypsum primer, Apply two coats finishing paint to achieve complete obliteration	25	SKR-211: Timber skirting screw fixed at 450mm centres, mitered at corners and splayed joints in running lengths, suitable for decoration.	AMW: 904 METAL SHELVING Hot dip galvanized steel shelving as per supplier	CLG-462: ACOUSTIC CEILING 1200 x 600mm Lay-in acoustic biologically absorbable mineral wool ceiling tiles in exposed suspension grid system. The system to be class A and achieve a NRC of 0.90. – White or similar and approved by architect.	7	DRT-204: SOLID CORE HARDBOARD FACED INTERIOR FLUSH DOOR Solid laminated core tempered hardboard faced flush door factory primed for site decoration. Size, configuration and ironmongery as indicated on the project door/ ironmongery schedule(s).	• Refer to Electrical Engineers details for electrical specifications, Mechanical Engineers' details and schedule for Mechanical specifications, Civil /Structural Engineers details for Civil /structural details and specifications
003	PAR 5	FLF-111: PORCELAIN TILES 8mm Full bodied large format slip resistant porcelain floor tiles (300 x 300mm) including skirting and all expansion joints, transition strips and trims	5	SAN-167: White vitreous china floor mounted junior WC pan including matching seat and cover and bracketry to complete the installation. WC to SANS 497. Water supply to be flush valve/ concealed cistern/ wall mounted cistern. SAN-345: WASH HAND BASIN White vitreous china wash hand basin with bracketry, water supply fittings, waste and trap to SANS 497. SAN-711: - BACK RAIL Stainless steel straight cistern back rail. SAN-712: - GRAB RAIL Stainless steel Dogleg Grab Rail SAN-852: - MEDICAL ELBOW ACTION TAP Medical elbow-action, wall-type mixer, chrome. Includes: 1/4" turn ceramic disc, 1/2" BSP male inlet, aerated swan-neck swivel outlet, fixed centre bent inlet connections, and hook for swivel outlet. SANS 226 Type 2.	FLF-111: CERAMIC TILES Ceramic wall tiles (300 x 300mm) including skirting and all expansion joints, transition strips and trims	34	FLF-111: CERAMIC TILE Ceramic wall tile (300 x 100mm) skirting and all expansion joints, transition strips and trims.	MIR-1200: - MIRROR 750*600X6mm Silvered float glass copper backed mirror with 10mm bevelled and polished edges, holed for and fixed with four number chromium plated domed capped mirror screws with rubber buffers to plugs in brickwork or concrete:	CLG-411: CEILING 1200 x 600mm Lay-in vinyl faced gypsum ceiling tiles in powder coated exposed suspension grid system. Ceiling system to include insulation and wall/ ceiling junction trims.	11	DRT-204: SOLID CORE HARDBOARD FACED INTERIOR FLUSH DOOR Solid laminated core tempered hardboard faced flush door factory primed for site decoration. Size, configuration and ironmongery as indicated on the project door/ ironmongery schedule(s). 400x400mm Aluminium Louvre fitted to bottom of door WNA-112: ALUMINIUM HINGED WINDOW SET WITH TOP HUNG OPENING LIGHT Aluminium framed casement window with top hung opening light, aluminium glazing beads and neoprene gaskets. Size, configuration and ironmongery as indicated on the project door/ ironmongery schedule(s).	• Refer to Electrical Engineers details for electrical specifications, Mechanical Engineers' details and schedule for Mechanical specifications, Civil /Structural Engineers details for Civil /structural details and specifications
004	LADIES	FLF-111: PORCELAIN TILES 8mm Full bodied large format slip resistant porcelain floor tiles (300 x 300mm) including skirting and all expansion joints, transition strips and trims		SAN-166: White vitreous china floor mounted WC pan including matching seat and cover and bracketry to complete the installation. WC to SANS 497. Water supply to be flush valve/ concealed cistern/ wall mounted cistern. Disabled restroom to comply with the requirements of SANS 10400 Part S.	FLF-111: CERAMIC TILES Ceramic wall tiles (300 x 300mm) including skirting and all expansion joints, transition strips and trims		FLF-111: CERAMIC TILE Ceramic wall tile (300 x 100mm) skirting and all expansion joints, transition strips and trims.	MIR-1200: - MIRROR 750*600X6mm Silvered float glass copper backed mirror with 10mm bevelled and polished edges, holed for and fixed with four number chromium plated domed capped mirror screws with rubber buffers to plugs in brickwork or concrete:	CLG-411: CEILING 1200 x 600mm Lay-in vinyl faced gypsum ceiling tiles in powder coated exposed suspension grid system. Ceiling system to include insulation and wall/ ceiling junction trims.	8	DRT-204: SOLID CORE HARDBOARD FACED INTERIOR FLUSH DOOR Solid laminated core tempered hardboard faced flush door factory primed for site decoration. Size, configuration and ironmongery as indicated on the project door/ ironmongery schedule(s). 400x400mm Aluminium Louvre fitted to bottom of door	• Refer to Electrical Engineers details for electrical specifications, Mechanical Engineers' details and schedule for Mechanical specifications, Civil /Structural Engineers details for Civil /structural details and specifications
005	DUCT 3	SCR-510 - GRANOLITHIC SCREEDS The granolithic screed to be untinted and sealed. Bonded to the substrate in panels not exceeding 6m² with vee joints between adjacent bays. Minimum thickness of 25mm to floors and treads and 12mm to vertical surfaces. Trowel smooth to a polished surface with reeded strips to thresholds and steps. Cement: Fine Sand: Coarse Sand: Fine Granite Aggregate to be in the ratio of 1:1:2:1. Granite aggregate to pass a 5mm sieve.	2	N/A	PNT-113: PAINT TO PLASTER WALLS Acrylic matt vinyl emulsion to SANS 1586 Prepare surface to thoroughly to remove any loose compounds and dust Apply one coat plaster primer, Apply two coats finishing paint to achieve complete obliteration	32	N/A	N/A	CLG-411: CEILING 1200 x 600mm Lay-in vinyl faced gypsum ceiling tiles in powder coated exposed suspension grid system. Ceiling system to include insulation and wall/ ceiling junction trims.	9.5	DRA-152: ALUMINIUM HINGED LOUVRE DOOR Aluminium, clip in bead, gasket louvre system incorporating single /double leaf doors with stiffeners and aluminium door frame. Size, configuration and ironmongery as indicated on the project door/ ironmongery schedule(s).	• Refer to Electrical Engineers details for electrical specifications, Mechanical Engineers' details and schedule for Mechanical specifications, Civil /Structural Engineers details for Civil /structural details and specifications
006	PAR 6	FLF-111: PORCELAIN TILES 8mm Full bodied large format slip resistant porcelain floor tiles (300 x 300mm) including skirting and all expansion joints, transition strips and trims	2	SAN-167: White vitreous china floor mounted junior WC pan including matching seat and cover and bracketry to complete the installation. WC to SANS 497. Water supply to be flush valve/ concealed cistern/ wall mounted cistern. SAN-345: WASH HAND BASIN White vitreous china wash hand basin with bracketry, water supply fittings, waste and trap to SANS 497. SAN-711: - BACK RAIL Stainless steel straight cistern back rail. SAN-712: - GRAB RAIL Stainless steel Dogleg Grab Rail SAN-852: - MEDICAL ELBOW ACTION TAP Medical elbow-action, wall-type mixer, chrome. Includes: 1/4" turn ceramic disc, 1/2" BSP male inlet, aerated swan-neck swivel outlet, fixed centre bent inlet connections, and hook for swivel outlet. SANS 226 Type 2.	FLF-111: CERAMIC TILES Ceramic wall tiles (300 x 300mm) including skirting and all expansion joints, transition strips and trims	30	FLF-111: CERAMIC TILE Ceramic wall tile (300 x 100mm) skirting and all expansion joints, transition strips and trims.	N/A	CLG-411: CEILING 1200 x 600mm Lay-in vinyl faced gypsum ceiling tiles in powder coated exposed suspension grid system. Ceiling system to include insulation and wall/ ceiling junction trims.	6	DRT-204: SOLID CORE HARDBOARD FACED INTERIOR FLUSH DOOR Solid laminated core tempered hardboard faced flush door factory primed for site decoration. Size, configuration and ironmongery as indicated on the project door/ ironmongery schedule(s). WNA-112: ALUMINIUM HINGED WINDOW SET WITH TOP HUNG OPENING LIGHT Aluminium framed casement window with top hung opening light, aluminium glazing beads and neoprene gaskets. Size, configuration and ironmongery as indicated on the project door/ ironmongery schedule(s).	• Refer to Electrical Engineers details for electrical specifications, Mechanical Engineers' details and schedule for Mechanical specifications, Civil /Structural Engineers details for Civil /structural details and specifications
007	GENTS 2	FLF-111: PORCELAIN TILES 8mm Full bodied large format slip resistant porcelain floor tiles (300 x 300mm) including skirting and all expansion joints, transition strips and trims ze	7	SAN-358: WASH HAND BASIN Ceramic Fireclay 595 x 455mm, Oval self-rimming vanity basin with three semi-punched tapholes, one taphole configuration, and chain stay hole through the Centre semi-punched taphole. supplied as standard without an overflow. Overflow attachments installed on 30mm Rustenburg granite top as per Joinery Schedule - elsewhere specified SAN-852: - SELF CLOSING TAP Water Save Self-Closing Pillar Tap, non - hold cold water supply only, chrome finish, with flow time of 6 - 9 secs SAN-211:VITREOUS CHINA BOWL URINAL White vitreous china, wall-mounted urinal with bracketry and pneumatic flushing to SANS 497. (Water supply to be flush valve)	FLF-111: CERAMIC TILES Ceramic wall tiles (300 x 300mm) including skirting and all expansion joints, transition strips and trims	38	FLF-111: CERAMIC TILE Ceramic wall tile (300 x 100mm) skirting and all expansion joints, transition strips and trims.	MIR-1200: - MIRROR 1500x1000x6mm Silvered float glass copper backed mirror with 10mm bevelled and polished edges, holed for and fixed with four number chromium plated domed capped mirror screws with rubber buffers to plugs in brickwork or concrete:	CLG-411: CEILING 1200 x 600mm Lay-in vinyl faced gypsum ceiling tiles in powder coated exposed suspension grid system. Ceiling system to include insulation and wall/ ceiling junction trims.	8	DRT-204: SOLID CORE HARDBOARD FACED INTERIOR FLUSH DOOR Solid laminated core tempered hardboard faced flush door factory primed for site decoration. Size, configuration and ironmongery as indicated on the project door/ ironmongery schedule(s). 400x400mm Aluminium Louvre fitted to bottom of door	• Refer to Electrical Engineers details for electrical specifications, Mechanical Engineers' details and schedule for Mechanical specifications, Civil /Structural Engineers details for Civil /structural details and specifications
008	BOARDROOM	FLF-671: - VINYL SHEETING 2.5mm High quality flexible vinyl flooring with a monolayer and homogenous construction, non-directional design and PUR reinforcement onto a proprietary floor levelling and smoothing compound. System to include all transition, division, threshold strips and skirting.	40	N/A	PNT-113: PAINT TO PLASTER WALLS Acrylic matt or vinyl emulsion to SANS 1586 Prepare surface to thoroughly to remove any loose compounds and dust Apply one coat plaster primer, Apply two coats finishing paint to achieve complete obliteration DWP-211:DRYWALL PARTITION ON METAL STUDS Metal stud framework with top and bottom tracks, clad both sides with one layer of plasterboard and skim coated for decoration. Installation to include all insulation/ cavity batts, wall/ ceiling junction trims, skirting, beads, joints and corner reinforcement angles. Plasterboard to be an aerated gypsum core plasterboard to SANS 266, classification type 1.	66	SKR-211: Timber skirting screw fixed at 450mm centres, mitered at corners and splayed joints in running lengths, suitable for decoration. SKR-315: Two tier, wall mounted powder coated steel power skirting plugged and screwed to wall.	PIN-1000: - MAGNETIC WHITE BOARD 2400X1200MM Magnetic white board fixed to walls with an approved aluminium frame, plugged and screwed to walls with counter sunk brass screws and cupped washers	CLG-462: ACOUSTIC CEILING 1200 x 600mm Lay-in acoustic biologically absorbable mineral wool ceiling tiles in exposed suspension grid system. The system to be class A and achieve a NRC of 0.90. – White or similar and approved by architect.	N/A	DRA-151: ALUMINIUM SLIDING FRAMED DOOR Aluminium, clip in bead, gasket glazed system incorporating double leaf sliding doors with one leaf sliding and one fixed with stiffeners and aluminium door frame. Size, configuration and ironmongery as indicated on the project door/ ironmongery schedule(s). WNA-112: ALUMINIUM HINGED WINDOW SET WITH TOP HUNG OPENING LIGHT Aluminium framed casement window with top hung opening light, aluminium glazing beads and neoprene gaskets. Size, configuration and ironmongery as indicated on the project door/ ironmongery schedule(s).	• Refer to Electrical Engineers details for electrical specifications, Mechanical Engineers' details and schedule for Mechanical specifications, Civil /Structural Engineers details for Civil /structural details and specifications
009	STAFF LOUNGE /KITCHEN	FLF-671: - VINYL SHEETING High quality flexible vinyl flooring with a monolayer and homogenous construction, non-directional design and PUR reinforcement onto a proprietary floor levelling and smoothing compound. System to include all transition, division, threshold strips and skirting.	19	SAN-365: - STAINLESS STEEL KITCHEN SINK Double bowl Stainless steel sit on kitchen sink with, water supply fittings, waste and trap to SANS 906	PNT-113: PAINT TO PLASTER WALLS Acrylic matt or vinyl emulsion to SANS 1586 Prepare surface to thoroughly to remove any loose compounds and dust Apply one coat plaster primer, Apply two coats finishing paint to achieve complete obliteration DWP-211:DRYWALL PARTITION ON METAL STUDS Metal stud framework with top and bottom tracks, clad both sides with one layer of plasterboard and skim coated for decoration. Installation to include all insulation/ cavity batts, wall/ ceiling junction trims, skirting, beads, joints and corner reinforcement angles. Plasterboard to be an aerated gypsum core plasterboard to SANS 266, classification type 1. PNT - 115: PAINT TO DRY WALLS Acrylic matt or vinyl emulsion to SANS 1586 Prepare surface to thoroughly to remove any loose compounds and dust Apply one coat gypsum primer, Apply two coats finishing paint to achieve complete obliteration FLF-111: CERAMIC TILES Ceramic wall tiles (300 x 300mm) including skirting and all expansion joints, transition strips and trims	142	SKR-211: Timber skirting screw fixed at 450mm centres, mitered at corners and splayed joints in running lengths, suitable for decoration. SKR-315: Two tier, wall mounted powder coated steel power skirting plugged and screwed to wall.	FXT-122: - KITCHEN CABINETS Two compartment melamine faced particle board cabinets with high compact pressure laminate doors with individual numbers and ironmongery as indicated on the design drawings. Carcass and shelving to be interior grade moisture resistant particleboard. Backing to be hardboard fixed to back of unit with screws and glue. Edge strips to match board finish. Do not install the works before the building is weather tight, wet trades have finished their work and the building is well dried out.	CLG-462: ACOUSTIC CEILING 1200 x 600mm Lay-in acoustic biologically absorbable mineral wool ceiling tiles in exposed suspension grid system. The system to be class A and achieve a NRC of 0.90. – White or similar and approved by architect.	N/A	DRT-204: SOLID CORE HARDBOARD FACED INTERIOR FLUSH DOOR Solid laminated core tempered hardboard faced flush door factory primed for site decoration. Size, configuration and ironmongery as indicated on the project door/ ironmongery schedule(s). 400x400mm Aluminium Louvre fitted to bottom of door WNA-112: ALUMINIUM HINGED WINDOW SET WITH TOP HUNG OPENING LIGHT Aluminium framed casement window with top hung opening light, aluminium glazing beads and neoprene gaskets. Size, configuration and ironmongery as indicated on the project door/ ironmongery schedule(s).	• Refer to Electrical Engineers details for electrical specifications, Mechanical Engineers' details and schedule for Mechanical specifications, Civil /Structural Engineers details for Civil /structural details and specifications
010	PASSAGE 2	FLF-671: - VINYL SHEETING High quality flexible vinyl flooring with a monolayer and homogenous construction, non-directional design and PUR reinforcement onto a proprietary floor levelling and smoothing compound. System to include all transition, division, threshold strips and skirting.	43	N/A	PNT-113: PAINT TO PLASTER WALLS Acrylic matt or vinyl emulsion to SANS 1586 Prepare surface to thoroughly to remove any loose compounds and dust Apply one coat plaster primer, Apply two coats finishing paint to achieve complete obliteration DWP-211:DRYWALL PARTITION ON METAL STUDS Metal stud framework with top and bottom tracks, clad both sides with one layer of plasterboard and skim coated for decoration. Installation to include all insulation/ cavity batts, wall/ ceiling junction trims, skirting, beads, joints and corner reinforcement angles. Plasterboard to be an aerated gypsum core plasterboard to SANS 266, classification type 1. PNT - 115: PAINT TO DRY WALLS Acrylic matt or vinyl emulsion to SANS 1586 Prepare surface to thoroughly to remove any loose compounds and dust Apply one coat gypsum primer, Apply two coats finishing paint to achieve complete obliteration		SKR-211: Timber skirting screw fixed at 450mm centres, mitered at corners and splayed joints in running lengths, suitable for decoration. SKR-315: Two tier, wall mounted powder coated steel power skirting plugged and screwed to wall.	N/A	CLG-462: ACOUSTIC CEILING 1200 x 600mm Lay-in acoustic biologically absorbable mineral wool ceiling tiles in exposed suspension grid system. The system to be class A and achieve a NRC of 0.90. – White or similar and approved by architect.	N/A	DRT-421: Fire Resistant Flush Door set Fire resistant door set with a fire rating as described in SANS 1253. Doors and frames to be labelled, indicating manufacturers name, fire rating, reference no. and year of manufacture. Size, configuration and ironmongery as indicated on the project door/ ironmongery schedule(s). Intumescent fire and smoke seals to suit fire ratings as scheduled. Fix directly into prepared openings with frame plugs or by galvanised fixing lugs.	• Refer to Electrical Engineers details for electrical specifications, Mechanical Engineers' details and schedule for Mechanical specifications, Civil /Structural Engineers details for Civil /structural details and specifications
011	SYSTEM MANAGER	FLF-671: - VINYL SHEETING High quality flexible vinyl flooring with a monolayer and homogenous construction, non-directional design and PUR reinforcement onto a proprietary floor levelling and smoothing compound. System to include all transition, division, threshold strips and skirting.	17	N/A	PNT-113: PAINT TO PLASTER WALLS Acrylic matt or vinyl emulsion to SANS 1586 Prepare surface to thoroughly to remove any loose compounds and dust Apply one coat plaster primer, Apply two coats finishing paint to achieve complete obliteration DWP-211:DRYWALL PARTITION ON METAL STUDS Metal stud framework with top and bottom tracks, clad both sides with one layer of plasterboard and skim coated for decoration. Installation to include all insulation/ cavity batts, wall/ ceiling junction trims, skirting, beads, joints and corner reinforcement angles. Plasterboard to be an aerated gypsum core plasterboard to SANS 266, classification type 1. PNT - 115: PAINT TO DRY WALLS Acrylic matt or vinyl emulsion to SANS 1586 Prepare surface to thoroughly to remove any loose compounds and dust Apply one coat gypsum primer, Apply two coats finishing paint to achieve complete obliteration	35	SKR-211: Timber skirting screw fixed at 450mm centres, mitered at corners and splayed joints in running lengths, suitable for decoration. SKR-315: Two tier, wall mounted powder coated steel power skirting plugged and screwed to wall.	PIN-1000: - MAGNETIC WHITE BOARD 1500X1200MM Magnetic white board fixed to walls with an approved aluminium frame, plugged and screwed to walls with counter sunk brass screws and cupped washers	CLG-462: ACOUSTIC CEILING 1200 x 600mm Lay-in acoustic biologically absorbable mineral wool ceiling tiles in exposed suspension grid system. The system to be class A and achieve a NRC of 0.90. – White or similar and approved by architect.	N/A	DRA-112: - ALUMINIUM HINGED DOOR Aluminium, clip in bead, gasket glazed system single leaf door with stiffeners and aluminium single door frame. Size, configuration and ironmongery as indicated on the project door/ ironmongery schedule(s). WNA-112: ALUMINIUM HINGED WINDOW SET WITH TOP HUNG OPENING LIGHT Aluminium framed casement window with top hung opening light, aluminium glazing beads and neoprene gaskets. Size, configuration and ironmongery as indicated on the project door/ ironmongery schedule(s).	• Refer to Electrical Engineers details for electrical specifications, Mechanical Engineers' details and schedule for Mechanical specifications, Civil /Structural Engineers details for Civil /structural details and specifications
012	ASSISTANT DIRECTOR	FLF-671: - VINYL SHEETING High quality flexible vinyl flooring with a monolayer and homogenous construction, non-directional design and PUR reinforcement onto a proprietary floor levelling and smoothing compound. System to include all transition, division, threshold strips and skirting.	12	N/A	PNT-113: PAINT TO PLASTER WALLS Acrylic matt or vinyl emulsion to SANS 1586 Prepare surface to thoroughly to remove any loose compounds and dust Apply one coat plaster primer, Apply two coats finishing paint to achieve complete obliteration DWP-211:DRYWALL PARTITION ON METAL STUDS Metal stud framework with top and bottom tracks, clad both sides with one layer of plasterboard and skim coated for decoration. Installation to include all insulation/ cavity batts, wall/ ceiling junction trims, skirting, beads, joints and corner reinforcement angles. Plasterboard to be an aerated gypsum core plasterboard to SANS 266, classification type 1. PNT - 115: PAINT TO DRY WALLS Acrylic matt or vinyl emulsion to SANS 1586 Prepare surface to thoroughly to remove any loose compounds and dust Apply one coat gypsum primer, Apply two coats finishing paint to achieve complete obliteration	73.38	SKR-211: Timber skirting screw fixed at 450mm centres, mitered at corners and splayed joints in running lengths, suitable for decoration. SKR-315: Two tier, wall mounted powder coated steel power skirting plugged and screwed to wall.	PIN-1000: - MAGNETIC WHITE BOARD 1800X1200MM Magnetic white board fixed to walls with an approved aluminium frame, plugged and screwed to walls with counter sunk brass screws and cupped washers	CLG-462: ACOUSTIC CEILING 1200 x 600mm Lay-in acoustic biologically absorbable mineral wool ceiling tiles in exposed suspension grid system. The system to be class A and achieve a NRC of 0.90. – White or similar and approved by architect.	10	DRA-112: - ALUMINIUM HINGED DOOR Aluminium, clip in bead, gasket glazed system single leaf door with stiffeners and aluminium single door frame. Size, configuration and ironmongery as indicated on the project door/ ironmongery schedule(s). WNA-112: ALUMINIUM HINGED WINDOW SET WITH TOP HUNG OPENING LIGHT Aluminium framed casement window with top hung opening light, aluminium glazing beads and neoprene gaskets. Size, configuration and ironmongery as indicated on the project door/ ironmongery schedule(s).	• Refer to Electrical Engineers details for electrical specifications, Mechanical Engineers' details and schedule for Mechanical specifications, Civil /Structural Engineers details for Civil /structural details and specifications

No.	Date	Amendment	Issued to

GENERAL NOTES

1. All drawings to read to be read in conjunction with Engineers Drawings
2. Contractor to report any discrepancies or contradiction to the architect immediately.
3. No drawings are to be scaled.
4. All brickwork is to be set out using a profile marked at 85 mm c/c & 128 mm c/c for maxi bricks
5. The contractor must have a full set of dwg's on site during construction.
6. All dimensions as indicated on plan are to be set out on a level horizontal plane.
7. The contractor is to build in SABS approved DPC's whether or not these are shown on drawings, to all external walls at each floor, beam or parapet level and to all windows, doors, grilles or other openings in external

SANS 10400 NOTES:

1. All work to comply with SANS 10400 standards and specifications
2. Structural design to Engineer's specification and complies with parts H, J, K, L, M or N of SANS 10400
3. All dimensions of rooms and spaces to comply with SANS 10400-C
4. All sanitary facilities comply with SANS 10400-F
5. All roof gutters and down pipes to comply with SANS 10400- R
6. All glazing to comply with part N of SANS 10400
7. Safety glass to be used within 300mm of FFL to comply with SANS 10400-N regulations
8. All drainage subject to an agreement certificate and to comply with SANS 10400-P
9. All disposal of storm water to comply with SANS 10400-R
10. Facilities for disabled persons are provided and are in accordance to SANS 10400-S

WIMS number: 070638 — page type: A0

HEALTH DEPARTMENT SIGNATURES

FACILITY	
FACILITY CEO	
FACILITY MANAGER	
DISTRICT MANAGER	
DOH PROJECT LEADER	

Checked by (Professional Consultant)

Name		2022/10/27 15:26:33
Signature		Date

consultant

15 The Boulevard
Westway Office Park,
Westville,
Durban, 3630
Tel. 031 265 0444
email. george@ukuza.co.za

UKUZA CONSULTING (PTY) LTD

ARCHITECTURE

public works
Department:
Public Works
PROVINCE OF KWAZULU-NATAL

health
Department:
Health
PROVINCE OF KWAZULU-NATAL

Project

PROPOSED NEW ORTHOTIC AND PROSTHETICS CENTRE ON THANDUYISE DRIVE, ERF 1241, NGWELEZANE HOSPITAL, NGWELEZANE A, EMPANGENI, KWAZULU NATAL PROVINCE

Drawing title

FINISHES SCHEDULE (Sheet 1 of 5)

Project Stage

070638 - STAGE 4:TENDER

Drawn	gck	Date	2022/10/27 15:26:33
scale			

drawing number

070638 DOH - A- 8000 - 0

Drawing Number ID

070638	= WIMS no
DOH	= Department
A	= Consultant Discipline
0000	= Drawing No
0	= Revision No

ANNEXURE D - DRAWINGS

ROOM NO	ROOM NAME	FLOOR FINISH	AREA (m²)	SANITARY FITTINGS	WALL FINISH	AREA (m²)	SKIRTING	ARCHITECTURAL FITTINGS	CEILING TYPE	AREA (m²)	DOOR /WINDOWS	ELECTRICAL & MECHANICAL FITTINGS
013	CHIEF MOP	FLF-671: - VINYL SHEETING High quality flexible vinyl flooring with a monolayer and homogenous construction, non-directional design and PUR reinforcement onto a proprietary floor levelling and smoothing compound. System to include all transition, division, threshold strips and skirting.	17	N/A	PNT-113: PAINT TO PLASTER WALLS Acrylic matt or vinyl emulsion to SANS 1586 Prepare surface to thoroughly to remove any loose compounds and dust Apply one coat plaster primer, Apply two coats finishing paint to achieve complete obliteration DWP-211:DRYWALL PARTITION ON METAL STUDS Metal stud framework with top and bottom tracks, clad both sides with one layer of plasterboard and skim coated for decoration. Installation to include all insulation/ cavity batts, wall ceiling junction trims, skirting, beads, joints and corner reinforcement angles. Plasterboard to be an aerated gypsum core plasterboard to SANS 266, classification type 1. PNT - 115: PAINT TO DRY WALLS Acrylic matt or vinyl emulsion to SANS 1586 Prepare surface to thoroughly to remove any loose compounds and dust Apply one coat gypsum primer, Apply two coats finishing paint to achieve complete obliteration		SKR-211: Timber skirting screw fixed at 450mm centres, mitered at corners and splayed joints in running lengths, suitable for decoration. SKR-315: Two tier, wall mounted powder coated steel power skirting plugged and screwed to wall.	PIN-1000: - MAGNETIC WHITE BOARD 1800X1200MM Magnetic white board fixed to walls with an approved aluminium frame, plugged and screwed to walls with counter sunk brass screws and cupped washers	CLG-462: ACOUSTIC CEILING 1200 x 600mm Lay-in acoustic biologically absorbable mineral wool ceiling tiles in exposed suspension grid system. The system to be class A and achieve a NRC of 0.90. – White or similar and approved by architect.	60A	DRA-112: - ALUMINIUM HINGED DOOR Aluminium, clip in bead, gasket glazed system single leaf door with stiffeners and aluminium single door frame. Size, configuration and ironmongery as indicated on the project door/ ironmongery schedule(s). WNA-112: ALUMINIUM HINGED WINDOW SET WITH TOP HUNG OPENING LIGHT Aluminium framed casement window with top hung opening light, aluminium glazing beads and neoprene gaskets. Size, configuration and ironmongery as indicated on the project door/ ironmongery schedule(s).	• Refer to Electrical Engineers details for electrical specifications, Mechanical Engineers' details and schedule for Mechanical specifications, Civil /Structural Engineers details for Civil /structural details and specifications
014	MOP OFFICE	FLF-671: - VINYL SHEETING 2.5mm High quality flexible vinyl flooring with a monolayer and homogenous construction, non-directional design and PUR reinforcement onto a proprietary floor levelling and smoothing compound. System to include all transition, division, threshold strips and skirting.	42	N/A	PNT-113: PAINT TO PLASTER WALLS Acrylic matt or vinyl emulsion to SANS 1586 Prepare surface to thoroughly to remove any loose compounds and dust Apply one coat plaster primer, Apply two coats finishing paint to achieve complete obliteration DWP-211:DRYWALL PARTITION ON METAL STUDS Metal stud framework with top and bottom tracks, clad both sides with one layer of plasterboard and skim coated for decoration. Installation to include all insulation/ cavity batts, wall ceiling junction trims, skirting, beads, joints and corner reinforcement angles. Plasterboard to be an aerated gypsum core plasterboard to SANS 266, classification type 1. PNT - 115: PAINT TO DRY WALLS Acrylic matt or vinyl emulsion to SANS 1586 Prepare surface to thoroughly to remove any loose compounds and dust Apply one coat gypsum primer, Apply two coats finishing paint to achieve complete obliteration		SKR-211: Timber skirting screw fixed at 450mm centres, mitered at corners and splayed joints in running lengths, suitable for decoration. SKR-315: Two tier, wall mounted powder coated steel power skirting plugged and screwed to wall.	PIN-1000: - MAGNETIC WHITE BOARD 1800X1200MM Magnetic white board fixed to walls with an approved aluminium frame, plugged and screwed to walls with counter sunk brass screws and cupped washers	CLG-462: ACOUSTIC CEILING 1200 x 600mm Lay-in acoustic biologically absorbable mineral wool ceiling tiles in exposed suspension grid system. The system to be class A and achieve a NRC of 0.90. – White or similar and approved by architect.		DRA-112: - ALUMINIUM HINGED DOOR Aluminium, clip in bead, gasket glazed system single leaf door with stiffeners and aluminium single door frame. Size, configuration and ironmongery as indicated on the project door/ ironmongery schedule(s). WNA-112: ALUMINIUM HINGED WINDOW SET WITH TOP HUNG OPENING LIGHT Aluminium framed casement window with top hung opening light, aluminium glazing beads and neoprene gaskets. Size, configuration and ironmongery as indicated on the project door/ ironmongery schedule(s).	• Refer to Electrical Engineers details for electrical specifications, Mechanical Engineers' details and schedule for Mechanical specifications, Civil /Structural Engineers details for Civil /structural details and specifications
015	CLEANERS' CHANGE ROOM	FLF-111: PORCELAIN TILES 8mm Full bodied large format slip resistant porcelain floor tiles (300 x 300mm) including skirting and all expansion joints, transition strips and trims	8	SAN-345: - VITREOUS CHINA WASH HAND BASIN White vitreous china wash hand basin with brackety, water supply fittings, waste and trap to SANS 497 SAN-852: - SELF CLOSING TAP Water Save Self-Closing Pillar Tap, non - hold cold water supply only, chrome finish, with flow time of 6 - 9 secs	PNT-113: PAINT TO PLASTER WALLS Acrylic matt or vinyl emulsion to SANS 1586 Prepare surface to thoroughly to remove any loose compounds and dust Apply one coat plaster primer, Apply two coats finishing paint to achieve complete obliteration FLF-111 CERAMIC TILES Ceramic wall tiles (300 x 300mm) including skirting and all expansion joints, transition strips and trims.		FLF-111 CERAMIC TILES Ceramic wall tiles (300 x 100mm) skirting and all expansion joints, transition strips and trims.	AMW-902: METAL LOCKERS 6 compartment Hot dip galvanized steel locker	CLG-411: CEILING 1200 x 600mm Lay-in vinyl faced gypsum ceiling tiles in powder coated exposed suspension grid system. Ceiling system to include insulation and wall/ ceiling junction trims.		DRT-204: SOLID CORE HARDBOARD FACED INTERIOR FLUSH DOOR Solid laminated core tempered hardboard faced flush door factory primed for site decoration. Size, configuration and ironmongery as indicated on the project door/ ironmongery schedule(s). 400x400mm Aluminium Louvre fitted to bottom of door WNA-112: ALUMINIUM HINGED WINDOW SET WITH TOP HUNG OPENING LIGHT Aluminium framed casement window with top hung opening light, aluminium glazing beads and neoprene gaskets. Size, configuration and ironmongery as indicated on the project door/ ironmongery schedule(s).	• Refer to Electrical Engineers details for electrical specifications, Mechanical Engineers' details and schedule for Mechanical specifications, Civil /Structural Engineers details for Civil /structural details and specifications
016	CLEANERS	FLF-111: PORCELAIN TILES 8mm Full bodied large format slip resistant porcelain floor tiles (300 x 300mm) including skirting and all expansion joints, transition strips and trims	8	SAN-345: - VITREOUS CHINA WASH HAND BASIN White vitreous china wash hand basin with brackety, water supply fittings, waste and trap to SANS 497 SAN-355: - STAINLESS STEEL CLEANERS SINK 1.2mm thick Grade 304 18/10 Stainless Steel pressed bowl industrial sink size 450 x 400 x 200mm deep with Grade 304 Stainless Steel tubular legs with adjustable foot-pieces for easy levelling on the floor, with an integral 150mm high splashback to the rear , water supply fittings, waste and trap to SANS 906 SAN-859: - BIB TAP Approved 20mm standard brass hose bibtap (code: 108-20) with wingnut, lining and 20mm hose union, manufactured in accordance with SANS 226:2009 Type 1 (BS 1010).	FLF-111 CERAMIC TILES Ceramic wall tiles (300 x 300mm) including skirting and all expansion joints, transition strips and trims.		FLF-111 CERAMIC TILES Ceramic wall tiles (300 x 100mm) skirting and all expansion joints, transition strips and trims.	N/A	CLG-411: CEILING 1200 x 600mm Lay-in vinyl faced gypsum ceiling tiles in powder coated exposed suspension grid system. Ceiling system to include insulation and wall/ ceiling junction trims.		DRT-204: SOLID CORE HARDBOARD FACED INTERIOR FLUSH DOOR Solid laminated core tempered hardboard faced flush door factory primed for site decoration. Size, configuration and ironmongery as indicated on the project door/ ironmongery schedule(s). 400x400mm Aluminium Louvre fitted to bottom of door WNA-112: ALUMINIUM HINGED WINDOW SET WITH TOP HUNG OPENING LIGHT Aluminium framed casement window with top hung opening light, aluminium glazing beads and neoprene gaskets. Size, configuration and ironmongery as indicated on the project door/ ironmongery schedule(s).	• Refer to Electrical Engineers details for electrical specifications, Mechanical Engineers' details and schedule for Mechanical specifications, Civil /Structural Engineers details for Civil /structural details and specifications
017	POP RECTIFICATION	CON-232: - POLISHED CONCRETE Continuous, cast in-situ concrete surfacebed in accordance with SANS 2001-CC1 and the Structural Engineer's documentation. Surface sealer on honed concrete surface. Honing to be either wet /dry ductless with a maximum deviation from a 3-m straight edge placed anywhere on the surface. (deviation value as per Engineer)	30	SAN-355: - STAINLESS STEEL CLEANERS SINK 1.2mm thick Grade 304 18/10 Stainless Steel pressed bowl industrial sink size 450 x 400 x 200mm deep with Grade 304 Stainless Steel tubular legs with adjustable foot-pieces for easy levelling on the floor, with an integral 150mm high splashback to the rear	FLF-111 CERAMIC TILES Ceramic wall tiles (300 x 100mm) skirting and all expansion joints, transition strips and trims.		FLF-111 CERAMIC TILES Ceramic wall tiles (300 x 100mm) skirting and all expansion joints, transition strips and trims.	AMW-903: - METAL WORKBENCH Hot dip galvanized steel worktop as per architectural joinery schedule and details	CLG-411: CEILING 1200 x 600mm Lay-in vinyl faced gypsum ceiling tiles in powder coated exposed suspension grid system. Ceiling system to include insulation and wall/ ceiling junction trims.		DRT-305: SOLID CORE HARDBOARD FACED INTERIOR FLUSH DOOR Solid laminated core tempered hardboard faced Double flush door with viewing panel, factory primed for site decoration. Size, configuration and ironmongery as indicated on the project door/ ironmongery schedule(s). WNA-112: ALUMINIUM HINGED WINDOW SET WITH TOP HUNG OPENING LIGHT Aluminium framed casement window with top hung opening light, aluminium glazing beads and neoprene gaskets. Size, configuration and ironmongery as indicated on the project door/ ironmongery schedule(s). WNA-111: - ALUMINIUM FRAMED FIXED CASEMENT WINDOW Aluminium framed fixed light casement window with aluminium glazing beads and neoprene gaskets. Size, configuration and ironmongery as indicated on the project door/ ironmongery schedule(s).	• Refer to Electrical Engineers details for electrical specifications, Mechanical Engineers' details and schedule for Mechanical specifications, Civil /Structural Engineers details for Civil /structural details and specifications
018	LAMINATING	CON-232: - POLISHED CONCRETE Continuous, cast in-situ concrete surfacebed in accordance with SANS 2001-CC1 and the Structural Engineer's documentation. Surface sealer on honed concrete surface. Honing to be either wet /dry ductless with a maximum deviation from a 3-m straight edge placed anywhere on the surface. (deviation value as per Engineer)	18	N/A	PNT-113: PAINT TO PLASTER WALLS Acrylic matt vinyl emulsion to SANS 1586 Prepare surface to thoroughly to remove any loose compounds and dust Apply one coat plaster primer, Apply two coats finishing paint to achieve complete obliteration		SKR-211: Timber skirting screw fixed at 450mm centres, mitered at corners and splayed joints in running lengths, suitable for decoration.	N/A	CLG-411: CEILING 1200 x 600mm Lay-in vinyl faced gypsum ceiling tiles in powder coated exposed suspension grid system. Ceiling system to include insulation and wall/ ceiling junction trims.		DRT-305: SOLID CORE HARDBOARD FACED INTERIOR FLUSH DOOR Solid laminated core tempered hardboard faced Double flush door with viewing panel, factory primed for site decoration. Size, configuration and ironmongery as indicated on the project door/ ironmongery schedule(s). WNA-112: ALUMINIUM HINGED WINDOW SET WITH TOP HUNG OPENING LIGHT Aluminium framed casement window with top hung opening light, aluminium glazing beads and neoprene gaskets. Size, configuration and ironmongery as indicated on the project door/ ironmongery schedule(s). WNA-111: - ALUMINIUM FRAMED FIXED CASEMENT WINDOW Aluminium framed fixed light casement window with aluminium glazing beads and neoprene gaskets. Size, configuration and ironmongery as indicated on the project door/ ironmongery schedule(s).	• Refer to Electrical Engineers details for electrical specifications, Mechanical Engineers' details and schedule for Mechanical specifications, Civil /Structural Engineers details for Civil /structural details and specifications
019	SPRAY ROOM	CON-232: - POLISHED CONCRETE Continuous, cast in-situ concrete surfacebed in accordance with SANS 2001-CC1 and the Structural Engineer's documentation. Surface sealer on honed concrete surface. Honing to be either wet /dry ductless with a maximum deviation from a 3-m straight edge placed anywhere on the surface. (deviation value as per Engineer)	12	N/A	PNT-113: PAINT TO PLASTER WALLS Acrylic matt vinyl emulsion to SANS 1586 Prepare surface to thoroughly to remove any loose compounds and dust Apply one coat plaster primer, Apply two coats finishing paint to achieve complete obliteration		SKR-211: Timber skirting screw fixed at 450mm centres, mitered at corners and splayed joints in running lengths, suitable for decoration.	N/A	CLG-411: CEILING 1200 x 600mm Lay-in vinyl faced gypsum ceiling tiles in powder coated exposed suspension grid system. Ceiling system to include insulation and wall/ ceiling junction trims.		DRT-305: SOLID CORE HARDBOARD FACED INTERIOR FLUSH DOOR Solid laminated core tempered hardboard faced Double flush door with viewing panel, factory primed for site decoration. Size, configuration and ironmongery as indicated on the project door/ ironmongery schedule(s). WNA-112: ALUMINIUM HINGED WINDOW SET WITH TOP HUNG OPENING LIGHT Aluminium framed casement window with top hung opening light, aluminium glazing beads and neoprene gaskets. Size, configuration and ironmongery as indicated on the project door/ ironmongery schedule(s). WNA-111: - ALUMINIUM FRAMED FIXED CASEMENT WINDOW Aluminium framed fixed light casement window with aluminium glazing beads and neoprene gaskets. Size, configuration and ironmongery as indicated on the project door/ ironmongery schedule(s).	• Refer to Electrical Engineers details for electrical specifications, Mechanical Engineers' details and schedule for Mechanical specifications, Civil /Structural Engineers details for Civil /structural details and specifications
020	OVEN ROOM	CON-232: - POLISHED CONCRETE Continuous, cast in-situ concrete surfacebed in accordance with SANS 2001-CC1 and the Structural Engineer's documentation. Surface sealer on honed concrete surface. Honing to be either wet /dry ductless with a maximum deviation from a 3-m straight edge placed anywhere on the surface. (deviation value as per Engineer)	12	N/A	PNT-113: PAINT TO PLASTER WALLS Acrylic matt vinyl emulsion to SANS 1586 Prepare surface to thoroughly to remove any loose compounds and dust Apply one coat plaster primer, Apply two coats finishing paint to achieve complete obliteration		SKR-211: Timber skirting screw fixed at 450mm centres, mitered at corners and splayed joints in running lengths, suitable for decoration.	N/A	CLG-411: CEILING 1200 x 600mm Lay-in vinyl faced gypsum ceiling tiles in powder coated exposed suspension grid system. Ceiling system to include insulation and wall/ ceiling junction trims.		DRT-305: SOLID CORE HARDBOARD FACED INTERIOR FLUSH DOOR Solid laminated core tempered hardboard faced Double flush door with viewing panel, factory primed for site decoration. Size, configuration and ironmongery as indicated on the project door/ ironmongery schedule(s). WNA-112: ALUMINIUM HINGED WINDOW SET WITH TOP HUNG OPENING LIGHT Aluminium framed casement window with top hung opening light, aluminium glazing beads and neoprene gaskets. Size, configuration and ironmongery as indicated on the project door/ ironmongery schedule(s). WNA-111: - ALUMINIUM FRAMED FIXED CASEMENT WINDOW Aluminium framed fixed light casement window with aluminium glazing beads and neoprene gaskets. Size, configuration and ironmongery as indicated on the project door/ ironmongery schedule(s).	• Refer to Electrical Engineers details for electrical specifications, Mechanical Engineers' details and schedule for Mechanical specifications, Civil /Structural Engineers details for Civil /structural details and specifications
021	WELDING	CON-232: - POLISHED CONCRETE Continuous, cast in-situ concrete surfacebed in accordance with SANS 2001-CC1 and the Structural Engineer's documentation. Surface sealer on honed concrete surface. Honing to be either wet /dry ductless with a maximum deviation from a 3-m straight edge placed anywhere on the surface. (deviation value as per Engineer)	13	N/A	PNT-113: PAINT TO PLASTER WALLS Acrylic matt vinyl emulsion to SANS 1586 Prepare surface to thoroughly to remove any loose compounds and dust Apply one coat plaster primer, Apply two coats finishing paint to achieve complete obliteration		SKR-211: Timber skirting screw fixed at 450mm centres, mitered at corners and splayed joints in running lengths, suitable for decoration. SKR-315:	AMW-900: WELDING TABLE 900x600x800mm Hot dip galvanized steel welding table as per supplier – CODE: 75655 Welding Table	CLG-411: CEILING 1200 x 600mm Lay-in vinyl faced gypsum ceiling tiles in powder coated exposed suspension grid system. Ceiling system to include insulation and wall/ ceiling junction trims.		DRT-305: SOLID CORE HARDBOARD FACED INTERIOR FLUSH DOOR Solid laminated core tempered hardboard faced Double flush door with viewing panel, factory primed for site decoration. Size, configuration and ironmongery as indicated on the project door/ ironmongery schedule(s). WNA-112: ALUMINIUM HINGED WINDOW SET WITH TOP HUNG OPENING LIGHT Aluminium framed casement window with top hung opening light, aluminium glazing beads and neoprene gaskets. Size, configuration and ironmongery as indicated on the project door/ ironmongery schedule(s). WNA-111: - ALUMINIUM FRAMED FIXED CASEMENT WINDOW Aluminium framed fixed light casement window with aluminium glazing beads and neoprene gaskets. Size, configuration and ironmongery as indicated on the project door/ ironmongery schedule(s).	• Refer to Electrical Engineers details for electrical specifications, Mechanical Engineers' details and schedule for Mechanical specifications, Civil /Structural Engineers details for Civil /structural details and specifications
022	GAS BOTTLES 1	SCR-510 - GRANOLITHIC SCREEDS The granolithic screed to be untinted and sealed. Bonded to the substrate in panels not exceeding 6m² with vee joints between adjacent bays. Minimum thickness of 25mm to floors and treads and 12mm to vertical surfaces. Trowel smooth to a polished surface with reeded strips to thresholds and steps. Cement: Fine Sand: Coarse Sand: Fine Granite Aggregate to be in the ratio of 1:1:2:1. Granite aggregate to pass a 5mm sieve.	4	N/A	PNT-113: PAINT TO PLASTER WALLS Acrylic matt vinyl emulsion to SANS 1586 Prepare surface to thoroughly to remove any loose compounds and dust Apply one coat plaster primer, Apply two coats finishing paint to achieve complete obliteration		N/A	N/A	CON- 233 - OFF SHUTTER CONCRETE SOFFIT Continuous, cast in-situ, concrete roof in accordance with SANS 2001-CC1 and the Structural Engineer's documentation.		GRS-333: - GALVANIZED STEEL GATE Double/ single door to SANS 1129. Size, configuration and ironmongery as indicated on the project door/ ironmongery schedule(s).	• Refer to Electrical Engineers details for electrical specifications, Mechanical Engineers' details and schedule for Mechanical specifications, Civil /Structural Engineers details for Civil /structural details and specifications
023	GAS BOTTLES 2	SCR-510 - GRANOLITHIC SCREEDS The granolithic screed to be untinted and sealed. Bonded to the substrate in panels not exceeding 6m² with vee joints between adjacent bays. Minimum thickness of 25mm to floors and treads and 12mm to vertical surfaces. Trowel smooth to a polished surface with reeded strips to thresholds and steps. Cement: Fine Sand: Coarse Sand: Fine Granite Aggregate to be in the ratio of 1:1:2:1. Granite aggregate to pass a 5mm sieve.	4	N/A	PNT-113: PAINT TO PLASTER WALLS Acrylic matt vinyl emulsion to SANS 1586 Prepare surface to thoroughly to remove any loose compounds and dust Apply one coat plaster primer, Apply two coats finishing paint to achieve complete obliteration		N/A	N/A	CON- 233 - OFF SHUTTER CONCRETE SOFFIT Continuous, cast in-situ, concrete roof in accordance with SANS 2001-CC1 and the Structural Engineer's documentation.		GRS-333: - GALVANIZED STEEL GATE Double/ single door to SANS 1129. Size, configuration and ironmongery as indicated on the project door/ ironmongery schedule(s).	• Refer to Electrical Engineers details for electrical specifications, Mechanical Engineers' details and schedule for Mechanical specifications, Civil /Structural Engineers details for Civil /structural details and specifications
024	GENERATOR ROOM	SCR-510 - GRANOLITHIC SCREEDS The granolithic screed to be untinted and sealed. Bonded to the substrate in panels not exceeding 6m² with vee joints between adjacent bays. Minimum thickness of 25mm to floors and treads and 12mm to vertical surfaces. Trowel smooth to a polished surface with reeded strips to thresholds and steps. Cement: Fine Sand: Coarse Sand: Fine Granite Aggregate to be in the ratio of 1:1:2:1. Granite aggregate to pass a 5mm sieve.	55	N/A	PNT-113: PAINT TO PLASTER WALLS Acrylic matt vinyl emulsion to SANS 1586 Prepare surface to thoroughly to remove any loose compounds and dust Apply one coat plaster primer, Apply two coats finishing paint to achieve complete obliteration		N/A	N/A	CON- 233 - OFF SHUTTER CONCRETE SOFFIT Continuous, cast in-situ, concrete roof in accordance with SANS 2001-CC1 and the Structural Engineer's documentation.		GRS-333: - GALVANIZED STEEL GATE Double/ single door to SANS 1129. Size, configuration and ironmongery as indicated on the project door/ ironmongery schedule(s).	

No.	Date	Amendment	Issued to

GENERAL NOTES

1. All drawings to read to be read in conjunction with Engineers Drawings
2. Contractor to report any discrepancies or contradiction to the architect immediately.
3. No drawings are to be scaled.
4. All brickwork is to be set out using a profile marked at 85 mm c/c & 128 mm c/c for maxi bricks
5. The contractor must have a full set of dwg's on site during construction.
6. All dimensions as indicated on plan are to be set out on a level horizontal plane.
7. The contractor is to build in SABS approved DPC's whether or not these are shown on drawings, to all external walls at each floor, beam or parapet level and to all windows, doors, grilles or other openings in external

SANS 10400 NOTES:

1. All work to comply with SANS 10400 standards and specifications
2. Structural design to Engineer's specification and complies with parts H, J, K, L, M or N of SANS 10400
3. All dimensions of rooms and spaces to comply with SANS 10400-C
4. All sanitary facilities comply with SANS 10400-F
5. All roof gutters and down pipes to comply with SANS 10400- R
6. All glazing to comply with part N of SANS 10400
7. Safety glass to be used within 300mm of FFL to comply with SANS 10400-N regulations
8. All drainage subject to an agreement certificate and to comply with SANS 10400-P
9. All disposal of storm water to comply with SANS 10400-R
10. Facilities for disabled persons are provided and are in accordance to SANS 10400-S

WMS number: 070638
page type: A0

HEALTH DEPARTMENT SIGNATURES

FACILITY	
FACILITY CEO	
FACILITY MANAGER	
DISTRICT MANAGER	
DOH PROJECT LEADER	

Checked by (Professional Consultant)

Name	2022/10/27 15:26:34	
Signature		Date

consultant
15 The Boulevard
Westway Office Park,
Westville,
Durban, 3630
Tel. 031 265 0444
email. george@ukuza.co.za
UKUZA CONSULTING (PTY) LTD

ARCHITECTURE

public works
Department:
Public Works
PROVINCE OF KWAZULU-NATAL

health
Department:
Health
PROVINCE OF KWAZULU-NATAL

Project
PROPOSED NEW ORTHOTIC AND PROSTHETICS CENTRE ON THANDUYISE DRIVE, ERF 1241, NGWELEZANE HOSPITAL, NGWELEZANE A, EMPANGENI, KWAZULU NATAL PROVINCE

Drawing title
FINISHES SHEDULE (Sheet 2 of 5)

Project Stage
070638 - STAGE 4:TENDER

Drawn	gck	Date	2022/10/27 15:26:34
scale			

drawing number
070638 DOH - A- 8001 - 0

Drawing Number ID

070638	= WIMS no
DOH	= Department
A	= Consultant Discipline
0000	= Drawing No
0	= Revision No

ANNEXURE D - DRAWINGS

ROOM NO	ROOM NAME	FLOOR FINISH	AREA (m²)	SANITARY FITTINGS	WALL FINISH	AREA (m²)	SKIRTING	ARCHITECTURAL FITTINGS	CEILING TYPE	AREA (m²)	DOOR /WINDOWS	ELECTRICAL & MECHANICAL FITTINGS
025	SKIP AREA	WOOD FLOATED CONCRETE Continuous, cast in-situ concrete surfacebed in accordance with SANS 2001-CC1 and the Structural Engineer's documentation. Float to give a uniform surface, free from trowel marks and other blemishes with a wooden float.	64	N/A	BRK-224: - 230MM CLAY SOLID FACE BRICKWORK Double skin face brick wall in stretcher bond with joints raked out to receive selected finish. Wall includes bed joint reinforcement, head restraints, starters and lintels.		N/A	N/A	N/A		N/A	• Refer to Electrical Engineers details for electrical specifications, Mechanical Engineers' details and schedule for Mechanical specifications, Civil /Structural Engineers details for Civil /structural details and specifications
026	DOMESTIC WASTE	SCR-510 - GRANOLITHIC SCREEDS The granolithic screed to be untinted and sealed. Bonded to the substrate in panels not exceeding 6m² with vee joints between adjacent bays. Minimum thickness of 25mm to floors and treads and 12mm to vertical surfaces. Trowel smooth to a polished surface with reeded strips to thresholds and steps. Cement: Fine Sand: Coarse Sand: Fine Granite Aggregate to be in the ratio of 1:1:2:1. Granite aggregate to pass a 5mm sieve.	15	SAN-355: - STAINLESS STEEL CLEANERS SINK 1.2mm thick Grade 304 18/10 Stainless Steel pressed bowl industrial sink size 450 x 400 x 200mm deep with Grade 304 Stainless Steel tubular legs with adjustable foot-pieces for easy levelling on the floor, with an integral 150mm high splashback to the rear , water supply fittings, waste and trap to SANS 906 SAN-859: - BIB TAP Approved 20mm standard brass hose bibtap (code: 108-20) with wingnut, lining and 20mm hose union, manufactured in accordance with SANS 226:2009 Type 1 (BS 1010). CON- 233: - PRECAST SWC To comply with SANS 927 SAN 850: - STAINLESS STEEL TRAP 50mm diameter Grade 304 /316 Stainless steel	BRK-224: - 230MM CLAY SOLID FACE BRICKWORK Double skin face brick wall in stretcher bond with joints raked out to receive selected finish. Wall includes bed joint reinforcement, head restraints, starters and lintels.		N/A	N/A	CON- 233 - OFF SHUTTER CONCRETE SOFFIT Continuous, cast in-situ, concrete roof in accordance with SANS 2001-CC1 and the Structural Engineer's documentation.	15	DRA-152:- ALUMINIUM LOUVRE DOOR Aluminium, clip in bead, gasket louvre system incorporating single /double leaf doors with stiffeners and aluminium door frame. Size, configuration and ironmongery as indicated on the project door/ ironmongery schedule(s).	• Refer to Electrical Engineers details for electrical specifications and & Mechanical Engineers' details and schedule for Mechanical specifications
027	SERVICES AREA	SCR-510 - GRANOLITHIC SCREEDS The granolithic screed to be untinted and sealed. Bonded to the substrate in panels not exceeding 6m² with vee joints between adjacent bays. Minimum thickness of 25mm to floors and treads and 12mm to vertical surfaces. Trowel smooth to a polished surface with reeded strips to thresholds and steps. Cement: Fine Sand: Coarse Sand: Fine Granite Aggregate to be in the ratio of 1:1:2:1. Granite aggregate to pass a 5mm sieve.	22	N/A	BRK-224: - 230MM CLAY SOLID FACE BRICKWORK Double skin face brick wall in stretcher bond with joints raked out to receive selected finish. Wall includes bed joint reinforcement, head restraints, starters and lintels.		N/A	N/A	CON- 233 - OFF SHUTTER CONCRETE SOFFIT Continuous, cast in-situ, concrete roof in accordance with SANS 2001-CC1 and the Structural Engineer's documentation.		GRS-333: - GALVANIZED STEEL GATE Double/ single door to SANS 1129. Size, configuration and ironmongery as indicated on the project door/ ironmongery schedule(s).	• Refer to Electrical Engineers details for electrical specifications and & Mechanical Engineers' details and schedule for Mechanical specifications
028	PASSAGE 3	CON-232: - POLISHED CONCRETE Continuous, cast in-situ concrete surfacebed in accordance with SANS 2001-CC1 and the Structural Engineer's documentation. Surface sealer on honed concrete surface. Honing to be either wet /dry ductless with a maximum deviation from a 3-m straight edge placed anywhere on the surface. (deviation value as per Engineer)	99	N/A	PNT-113: PAINT TO PLASTER WALLS Acrylic matt or vinyl emulsion to SANS 1586 Prepare surface to thoroughly to remove any loose compounds and dust Apply one coat plaster primer, Apply two coats finishing paint to achieve complete obliteration DWP-211:DRYWALL PARTITION ON METAL STUDS Metal stud framework with top and bottom tracks, clad both sides with one layer of plasterboard and skim coated for decoration. Installation to include all insulation/ cavity batts, wall/ ceiling junction trims, skirting, beads, joints and corner reinforcement angles. Plasterboard to be an aerated gypsum core plasterboard to SANS 266, classification type 1. PNT - 115: PAINT TO DRY WALLS Acrylic matt or vinyl emulsion to SANS 1586 Prepare surface to thoroughly to remove any loose compounds and dust Apply one coat gypsum primer, Apply two coats finishing paint to achieve complete obliteration		SKR-211: Timber skirting screw fixed at 450mm centres, mitered at corners and splayed joints in running lengths, suitable for decoration. SKR-315:	N/A	CLG-462: ACOUSTIC CEILING 1200 x 600mm Lay-in acoustic biologically absorbable mineral wool ceiling tiles in exposed suspension grid system. The system to be class A and achieve a NRC of 0.90. – White or similar and approved by architect.		DRT-421: FIRE RESISTANT FLUSH DOOR SET Fire resistant door set with a fire rating as described in SANS 1253. Doors and frames to be labelled, indicating manufacturers name, fire rating, reference no. and year of manufacture. Size, configuration and ironmongery as indicated on the project door/ ironmongery schedule(s). Intumescent fire and smoke seals to suit fire ratings as scheduled. Fix directly into prepared openings with frame plugs or by galvanised fixing lugs.	• Refer to Electrical Engineers details for electrical specifications and & Mechanical Engineers' details and schedule for Mechanical specifications
029	MACHINE ROOM	CON-232: - POLISHED CONCRETE Continuous, cast in-situ concrete surfacebed in accordance with SANS 2001-CC1 and the Structural Engineer's documentation. Surface sealer on honed concrete surface. Honing to be either wet /dry ductless with a maximum deviation from a 3-m straight edge placed anywhere on the surface. (deviation value as per Engineer)	56	SAN-345: - VITREOUS CHINA WASH HAND BASIN White vitreous china wash hand basin with bracketry, water supply fittings, waste and trap to SANS 497	PNT-113: PAINT TO PLASTER WALLS Acrylic matt or vinyl emulsion to SANS 1586 Prepare surface to thoroughly to remove any loose compounds and dust Apply one coat plaster primer, Apply two coats finishing paint to achieve complete obliteration		SKR-211: Timber skirting screw fixed at 450mm centres, mitered at corners and splayed joints in running lengths, suitable for decoration. SKR-315:	N/A	CLG-462: BOARD INSULATION 75mm laminated polyisocyanurate core board, with a minimum core density of 34 kg/m3. Upper facing to be natural matt and lower exposed facing to be white matt Supplied in widths of 1220mm to be fixed above 175x50mm lipped channel steel purlins in conjunction with roofcovering. To comply with SANS 10400XA and SANS 204		DRT-301: SOLID CORE FLUSH DOOR SET Solid laminated core veneered plywood faced flush door(s) swinging in both directions for site decoration. Size, configuration and ironmongery as indicated on the project door/ ironmongery schedule(s).	• Refer to Electrical Engineers details for electrical specifications and & Mechanical Engineers' details and schedule for Mechanical specifications
030	OFFICE 1	CON-232: - POLISHED CONCRETE Continuous, cast in-situ concrete surfacebed in accordance with SANS 2001-CC1 and the Structural Engineer's documentation. Surface sealer on honed concrete surface. Honing to be either wet /dry ductless with a maximum deviation from a 3-m straight edge placed anywhere on the surface. (deviation value as per Engineer)		N/A	PNT-113: PAINT TO PLASTER WALLS Acrylic matt or vinyl emulsion to SANS 1586 Prepare surface to thoroughly to remove any loose compounds and dust Apply one coat plaster primer, Apply two coats finishing paint to achieve complete obliteration		SKR-211: Timber skirting screw fixed at 450mm centres, mitered at corners and splayed joints in running lengths, suitable for decoration. SKR-315:	N/A	CLG-462: BOARD INSULATION 75mm laminated polyisocyanurate core board, with a minimum core density of 34 kg/m3. Upper facing to be natural matt and lower exposed facing to be white matt Supplied in widths of 1220mm to be fixed above 175x50mm lipped channel steel purlins in conjunction with roofcovering. To comply with SANS 10400XA and SANS 204		DRT-301: SOLID CORE FLUSH DOOR SET Solid laminated core veneered plywood faced flush door(s) swinging in both directions for site decoration. Size, configuration and ironmongery as indicated on the project door/ ironmongery schedule(s). WNA-112: ALUMINIUM HINGED WINDOW SET WITH TOP HUNG OPENING LIGHT Aluminium framed casement window with top hung opening light, aluminium glazing beads and neoprene gaskets. Size, configuration and ironmongery as indicated on the project door/ ironmongery schedule(s).	• Refer to Electrical Engineers details for electrical specifications and & Mechanical Engineers' details and schedule for Mechanical specifications
031	WORKSHOP	CON-232: - POLISHED CONCRETE Continuous, cast in-situ concrete surfacebed in accordance with SANS 2001-CC1 and the Structural Engineer's documentation. Surface sealer on honed concrete surface. Honing to be either wet /dry ductless with a maximum deviation from a 3-m straight edge placed anywhere on the surface. (deviation value as per Engineer)		SAN-345: - VITREOUS CHINA WASH HAND BASIN White vitreous china wash hand basin with bracketry, water supply fittings, waste and trap to SANS 497	PNT-113: PAINT TO PLASTER WALLS Acrylic matt or vinyl emulsion to SANS 1586 Prepare surface to thoroughly to remove any loose compounds and dust Apply one coat plaster primer, Apply two coats finishing paint to achieve complete obliteration		SKR-211: Timber skirting screw fixed at 450mm centres, mitered at corners and splayed joints in running lengths, suitable for decoration. SKR-315:	AMW-903: - METAL WORKBENCH Hot dip galvanized steel worktop as per architectural joinery schedule and details	CLG-462: BOARD INSULATION 75mm laminated polyisocyanurate core board, with a minimum core density of 34 kg/m3. Upper facing to be natural matt and lower exposed facing to be white matt Supplied in widths of 1220mm to be fixed above 175x50mm lipped channel steel purlins in conjunction with roofcovering. To comply with SANS 10400XA and SANS 204		DRT-301: SOLID CORE FLUSH DOOR SET Solid laminated core veneered plywood faced flush door(s) swinging in both directions for site decoration. Size, configuration and ironmongery as indicated on the project door/ ironmongery schedule(s). WNA-112: ALUMINIUM HINGED WINDOW SET WITH TOP HUNG OPENING LIGHT Aluminium framed casement window with top hung opening light, aluminium glazing beads and neoprene gaskets. Size, configuration and ironmongery as indicated on the project door/ ironmongery schedule(s).	• Refer to Electrical Engineers details for electrical specifications and & Mechanical Engineers' details and schedule for Mechanical specifications
032	PASSAGE 4	CON-232: - POLISHED CONCRETE Continuous, cast in-situ concrete surfacebed in accordance with SANS 2001-CC1 and the Structural Engineer's documentation. Surface sealer on honed concrete surface. Honing to be either wet /dry ductless with a maximum deviation from a 3-m straight edge placed anywhere on the surface. (deviation value as per Engineer)		N/A	PNT-113: PAINT TO PLASTER WALLS Acrylic matt or vinyl emulsion to SANS 1586 Prepare surface to thoroughly to remove any loose compounds and dust Apply one coat plaster primer, Apply two coats finishing paint to achieve complete obliteration		SKR-211: Timber skirting screw fixed at 450mm centres, mitered at corners and splayed joints in running lengths, suitable for decoration. SKR-315:	N/A	CLG-462: ACOUSTIC CEILING 1200 x 600mm Lay-in acoustic biologically absorbable mineral wool ceiling tiles in exposed suspension grid system. The system to be class A and achieve a NRC of 0.90. – White or similar and approved by architect.		DRT-421: FIRE RESISTANT FLUSH DOOR SET Fire resistant door set with a fire rating as described in SANS 1253. Doors and frames to be labelled, indicating manufacturers name, fire rating, reference no. and year of manufacture. Size, configuration and ironmongery as indicated on the project door/ ironmongery schedule(s). Intumescent fire and smoke seals to suit fire ratings as scheduled. Fix directly into prepared openings with frame plugs or by galvanised fixing lugs.	• Refer to Electrical Engineers details for electrical specifications and & Mechanical Engineers' details and schedule for Mechanical specifications
033	FLAMMABLE STORE	SCR-510 - GRANOLITHIC SCREEDS The granolithic screed to be untinted and sealed. Bonded to the substrate in panels not exceeding 6m² with vee joints between adjacent bays. Minimum thickness of 25mm to floors and treads and 12mm to vertical surfaces. Trowel smooth to a polished surface with reeded strips to thresholds and steps. Cement: Fine Sand: Coarse Sand: Fine Granite Aggregate to be in the ratio of 1:1:2:1. Granite aggregate to pass a 5mm sieve.		N/A	PNT-113: PAINT TO PLASTER WALLS Acrylic matt or vinyl emulsion to SANS 1586 Prepare surface to thoroughly to remove any loose compounds and dust Apply one coat plaster primer, Apply two coats finishing paint to achieve complete obliteration			N/A	CLG-411: VINYL FACED CEILING 1200 x 600mm Lay-in vinyl faced gypsum ceiling tiles in powder coated exposed suspension grid system. Ceiling system to include insulation and wall/ ceiling junction trims.		DRT-301: SOLID CORE FLUSH DOOR SET Solid laminated core veneered plywood faced flush door(s) swinging in both directions for site decoration. Size, configuration and ironmongery as indicated on the project door/ ironmongery schedule(s).	• Refer to Electrical Engineers details for electrical specifications and & Mechanical Engineers' details and schedule for Mechanical specifications
034	SHOWER 1	FLF-111: PORCELAIN TILES 8mm Full bodied large format slip resistant porcelain floor tiles (300 x 300mm) including skirting and all expansion joints, transition strips and trims		SAN-451: - SHOWER Shower head, mixer and linear floor drain	FLF-111: PORCELAIN TILES Full bodied large format porcelain wall tiles (300 x 300mm) including skirting and all expansion joints, transition strips and trims		FLF-111: PORCELAIN TILES Full bodied large format porcelain wall tiles (300 x 100mm) skirting and all expansion joints, transition strips and trims	AMW-904: - SHOWER BENCH Hot dip galvanized steel frame bolted to surface bed as per Architectural joinery schedule and details elsewhere. Granite vanity as per Architectural joinery shcedule and details elsewhere	CLG-213: MOISTURE RESISTANT SUSPENDED FLUSH PLASTERED PLASTERBOARD CEILING Suspended monolithic moisture resistant plasterboard ceiling and support system. Plasterboard to be skim coated for decoration and the installation to include all insulation, expansion joints and wall/ ceiling junction trims.		DRA-153: TOUGHENED SAFETY GLASS Frosted /sandblasted toughened safety glass door to suit shower opening	• Refer to Electrical Engineers details for electrical specifications and & Mechanical Engineers' details and schedule for Mechanical specifications
035	SHOWER 2	FLF-111: PORCELAIN TILES 8mm Full bodied large format slip resistant porcelain floor tiles (300 x 300mm) including skirting and all expansion joints, transition strips and trims		SAN-451: - SHOWER Shower head, mixer and linear floor drain	FLF-111: PORCELAIN TILES Full bodied large format porcelain wall tiles (300 x 300mm) including skirting and all expansion joints, transition strips and trims		FLF-111: PORCELAIN TILES Full bodied large format porcelain wall tiles (300 x 100mm) skirting and all expansion joints, transition strips and trims	AMW-904: - SHOWER BENCH Hot dip galvanized steel frame bolted to surface bed as per Architectural joinery schedule and details elsewhere. Granite vanity as per Architectural joinery shcedule and details elsewhere	CLG-213: MOISTURE RESISTANT SUSPENDED FLUSH PLASTERED PLASTERBOARD CEILING Suspended monolithic moisture resistant plasterboard ceiling and support system. Plasterboard to be skim coated for decoration and the installation to include all insulation, expansion joints and wall/ ceiling junction trims.		DRA-153: TOUGHENED SAFETY GLASS Frosted /sandblasted toughened safety glass door to suit shower opening	• Refer to Electrical Engineers details for electrical specifications and & Mechanical Engineers' details and schedule for Mechanical specifications
036	GENTS 3	FLF-111: PORCELAIN TILES 8mm Full bodied large format slip resistant porcelain floor tiles (300 x 300mm) including skirting and all expansion joints, transition strips and trims		SAN-358: WASH HAND BASIN Ceramic Fireclay 595 x 455mm, Oval self-rimming vanity basin with three semi-punched tapholes, one taphole configuration, and chain stay hole through the Centre semi-punched taphole. supplied as standard without an overflow. Overflow attachments installed on 30mm Rustenburg granite top as per Joinery Schedule - elsewhere specified SAN-852: - SELF CLOSING TAP Water Save Self-Closing Pillar Tap, non - hold cold water supply only, chrome finish, with flow time of 6 - 9 secs SAN-211:VITREOUS CHINA BOWL URINAL White vitreous china, wall-mounted urinal with bracketry and pneumatic flushing to SANS 497. (Water supply to be flush valve)	FLF-111: PORCELAIN TILES Full bodied large format porcelain wall tiles (300 x 300mm) including skirting and all expansion joints, transition strips and trims		FLF-111: PORCELAIN TILES Full bodied large format porcelain wall tiles (300 x 100mm) skirting and all expansion joints, transition strips and trims	AMW-904: - SHOWER BENCH Hot dip galvanized steel frame bolted to surface bed as per Architectural joinery schedule and details elsewhere. Granite vanity as per Architectural joinery shcedule and details elsewhere MIR-1200: - MIRROR 1140x1200X6mm Silvered float glass copper backed mirror with 10mm bevelled and polished edges, holed for and fixed with four number chromium plated domed capped mirror screws with rubber buffers to plugs in brickwork or concrete:	CLG-213: MOISTURE RESISTANT SUSPENDED FLUSH PLASTERED PLASTERBOARD CEILING Suspended monolithic moisture resistant plasterboard ceiling and support system. Plasterboard to be skim coated for decoration and the installation to include all insulation, expansion joints and wall/ ceiling junction trims.		DRT-202: SOLID CORE HARDBOARD FACED INTERIOR FLUSH DOOR Solid laminated core tempered hardboard faced flush door factory primed for site decoration. Size, configuration and ironmongery as indicated on the project door/ ironmongery schedule(s). WNA-112: ALUMINIUM HINGED WINDOW SET WITH TOP HUNG OPENING LIGHT Aluminium framed casement window with top hung opening light, aluminium glazing beads and neoprene gaskets. Size, configuration and ironmongery as indicated on the project door/ ironmongery schedule(s).	• Refer to Electrical Engineers details for electrical specifications and & Mechanical Engineers' details and schedule for Mechanical specifications
037	WC 1	PORCELAIN TILES Full bodied large format porcelain floor tiles (600 x 600mm) including skirting and all expansion joints, transition strips and trims		SAN-165: White vitreous china floor mounted WC pan including matching seat and cover and bracketry to complete the installation. WC to SANS 497. Water supply to be flush valve/ concealed cistern/ wall mounted cistern. Disabled restroom to comply with the requirements of SANS 10400 Part S.	FLF-111: PORCELAIN TILES Full bodied large format porcelain wall tiles (300 x 300mm) including skirting and all expansion joints, transition strips and trims		FLF-111: PORCELAIN TILES Full bodied large format porcelain wall tile (300 x 100mm) skirting and all expansion joints, transition strips and trims	N/A	CLG-213: MOISTURE RESISTANT SUSPENDED FLUSH PLASTERED PLASTERBOARD CEILING Suspended monolithic moisture resistant plasterboard ceiling and support system. Plasterboard to be skim coated for decoration and the installation to include all insulation, expansion joints and wall/ ceiling junction trims.		DRT-202: SOLID CORE HARDBOARD FACED INTERIOR FLUSH DOOR Solid laminated core tempered hardboard faced flush door factory primed for site decoration. Size, configuration and ironmongery as indicated on the project door/ ironmongery schedule(s). WNA-112: ALUMINIUM HINGED WINDOW SET WITH TOP HUNG OPENING LIGHT Aluminium framed casement window with top hung opening light, aluminium glazing beads and neoprene gaskets. Size, configuration and ironmongery as indicated on the project door/ ironmongery schedule(s).	• Refer to Electrical Engineers details for electrical specifications and & Mechanical Engineers' details and schedule for Mechanical specifications
038	PAR 8	FLF-111: PORCELAIN TILES Full bodied large format porcelain floor tiles (300 x 300mm) including skirting and all expansion joints, transition strips and trims		SAN-167: White vitreous china floor mounted junior WC pan including matching seat and cover and bracketry to complete the installation. WC to SANS 497. Water supply to be flush valve/ concealed cistern/ wall mounted cistern. SAN-345: WASH HAND BASIN White vitreous china wash hand basin with bracketry, water supply fittings, waste and trap to SANS 497. SAN-711: - BACK RAIL Stainless steel straight cistern back rail. SAN-712: - GRAB RAIL Stainless steel Dogleg Grab Rail SAN-852: - MEDICAL ELBOW ACTION TAP Medical elbow-action, wall-type mixer, chrome. Includes: 1/4" turn ceramic disc, 1/2" BSP male inlet, aerated swan-neck swivel outlet, fixed centre bent inlet connections, and hook for swivel outlet. SANS 226 Type 2.	FLF-111: PORCELAIN TILES Full bodied large format porcelain wall tiles (300 x 300mm) including skirting and all expansion joints, transition strips and trims		FLF-111: PORCELAIN TILES Full bodied large format porcelain wall tile (300 x 100mm) skirting and all expansion joints, transition strips and trims.	MIR-1200: - MIRROR 750*600X6mm Silvered float glass copper backed mirror with 10mm bevelled and polished edges, holed for and fixed with four number chromium plated domed capped mirror screws with rubber buffers to plugs in brickwork or concrete:	CLG-213: MOISTURE RESISTANT SUSPENDED FLUSH PLASTERED PLASTERBOARD CEILING Suspended monolithic moisture resistant plasterboard ceiling and support system. Plasterboard to be skim coated for decoration and the installation to include all insulation, expansion joints and wall/ ceiling junction trims.		DRT-202: SOLID CORE HARDBOARD FACED INTERIOR FLUSH DOOR Solid laminated core tempered hardboard faced flush door factory primed for site decoration. Size, configuration and ironmongery as indicated on the project door/ ironmongery schedule(s). 400x400mm Aluminium Louvre fitted to bottom of door WNA-112: ALUMINIUM HINGED WINDOW SET WITH TOP HUNG OPENING LIGHT Aluminium framed casement window with top hung opening light, aluminium glazing beads and neoprene gaskets. Size, configuration and ironmongery as indicated on the project door/ ironmongery schedule(s).	• Refer to Electrical Engineers details for electrical specifications and & Mechanical Engineers' details and schedule for Mechanical specifications
039	STORE	CON-232: - POLISHED CONCRETE Continuous, cast in-situ concrete surfacebed in accordance with SANS 2001-CC1 and the Structural Engineer's documentation. Surface sealer on honed concrete surface. Honing to be either wet /dry ductless with a maximum deviation from a 3-m straight edge placed anywhere on the surface. (deviation value as per Engineer)		N/A	PNT-113: PAINT TO PLASTER WALLS Acrylic matt or vinyl emulsion to SANS 1586 Prepare surface to thoroughly to remove any loose compounds and dust Apply one coat plaster primer, Apply two coats finishing paint to achieve complete obliteration		SKR-211: Timber skirting screw fixed at 450mm centres, mitered at corners and splayed joints in running lengths, suitable for decoration.	N/A	CLG-411: VINYL FACED CEILING 1200 x 600mm Lay-in vinyl faced gypsum ceiling tiles in powder coated exposed suspension grid system. Ceiling system to include insulation and wall/ ceiling junction trims.		DRT-202: SOLID CORE HARDBOARD FACED INTERIOR FLUSH DOOR Solid laminated core tempered hardboard faced flush door factory primed for site decoration. Size, configuration and ironmongery as indicated on the project door/ ironmongery schedule(s). 400x400mm Aluminium Louvre fitted to bottom of door WNA-112: ALUMINIUM HINGED WINDOW SET WITH TOP HUNG OPENING LIGHT Aluminium framed casement window with top hung opening light, aluminium glazing beads and neoprene gaskets. Size, configuration and ironmongery as indicated on the project door/ ironmongery schedule(s).	• Refer to Electrical Engineers details for electrical specifications and & Mechanical Engineers' details and schedule for Mechanical specifications
040	DUCT 2	SCR-510 - GRANOLITHIC SCREEDS The granolithic screed to be untinted and sealed. Bonded to the substrate in panels not exceeding 6m² with vee joints between adjacent bays. Minimum thickness of 25mm to floors and treads and 12mm to vertical surfaces. Trowel smooth to a polished surface with reeded strips to thresholds and steps. Cement: Fine Sand: Coarse Sand: Fine Granite Aggregate to be in the ratio of 1:1:2:1. Granite aggregate to pass a 5mm sieve.		N/A	PNT-113: PAINT TO PLASTER WALLS Acrylic matt vinyl emulsion to SANS 1586 Prepare surface to thoroughly to remove any loose compounds and dust Apply one coat plaster primer, Apply two coats finishing paint to achieve complete obliteration		N/A	N/A	CLG-411: CEILING 1200 x 600mm Lay-in vinyl faced gypsum ceiling tiles in powder coated exposed suspension grid system. Ceiling system to include insulation and wall/ ceiling junction trims.		DRA-152: ALUMINIUM HINGED LOUVRE DOOR Aluminium, clip in bead, gasket louvre system incorporating single /double leaf doors with stiffeners and aluminium door frame. Size, configuration and ironmongery as indicated on the project door/ ironmongery schedule(s).	• Refer to Electrical Engineers details for electrical specifications and & Mechanical Engineers' details and schedule for Mechanical specifications

No.	Date	Amendment	Issued to

GENERAL NOTES

1. All drawings to read to be read in conjunction with Engineers Drawings
2. Contractor to report any discrepancies or contradiction to the architect immediately.
3. No drawings are to be scaled.
4. All brickwork is to be set out using a profile marked at 85 mm c/c & 128 mm c/c for maxi bricks
5. The contractor must have a full set of dwg's on site during construction.
6. All dimensions as indicated on plan are to be set out on a level horizontal plane.
7. The contractor is to build in SABS approved DPC's whether or not these are shown on drawings, to all external walls at each floor, beam or parapet level and to all windows, doors, grilles or other openings in external

SANS 10400 NOTES:

1. All work to comply with SANS 10400 standards and specifications
2. Structural design to Engineer's specification and complies with parts H, J, K, L, M or N of SANS 10400
3. All dimensions of rooms and spaces to comply with SANS 10400-C
4. All sanitary facilities comply with SANS 10400-F
5. All roof gutters and down pipes to comply with SANS 10400- R
6. All glazing to comply with part N of SANS 10400
7. Safety glass to be used within 300mm of FFL to comply with SANS 10400-N regulations
8. All drainage subject to an agreement certificate and to comply with SANS 10400-P
9. All disposal of storm water to comply with SANS 10400-R
10. Facilities for disabled persons are provided and are in accordance to SANS 10400-S

WIMS number: 070638 — page type: A0

HEALTH DEPARTMENT SIGNATURES

FACILITY	
FACILITY CEO	
FACILITY MANAGER	
DISTRICT MANAGER	
DOH PROJECT LEADER	
Checked by (Professional Consultant)	
Name	
	2022/10/27 15:26:34
Signature	Date

consultant

15 The Boulevard
Westway Office Park,
Westville,
Durban, 3630
Tel. 031 265 0444
email. george@ukuza.co.za

UKUZA CONSULTING (PTY) LTD

ARCHITECTURE

public works
Department:
Public Works
PROVINCE OF KWAZULU-NATAL

health
Department:
Health
PROVINCE OF KWAZULU-NATAL

Project

PROPOSED NEW ORTHOTIC AND PROSTHETICS CENTRE ON THANDUYISE DRIVE, ERF 1241, NGWELEZANE HOSPITAL, NGWELEZANE A, EMPANGENI, KWAZULU NATAL PROVINCE

Drawing title

FINISHES SCHEDULE (Sheet 3 of 5)

Project Stage

070638 - STAGE 4:TENDER

Drawn	gck	Date	2022/10/27 15:26:34
scale			

drawing number

070638 DOH - A- 8002 -0

Drawing Number ID

070638 = WIMS no
DOH = Department
A = Consultant Discipline
0000 = Drawing No
0 = Revision No

ANNEXURE D - DRAWINGS

ROOM NO	ROOM NAME	FLOOR FINISH	AREA (m²)	SANITARY FITTINGS	WALL FINISH	AREA (m²)	SKIRTING	ARCHITECTURAL FITTINGS	CEILING TYPE	AREA (m²)	DOOR /WINDOWS	ELECTRICAL & MECHANICAL FITTINGS
041	PAR 7	FLF-111: PORCELAIN TILES 8mm Full bodied large format slip resistant porcelain floor tiles (300 x 300mm) including skirting and all expansion joints, transition strips and trims		SAN-167: White vitreous china floor mounted junior WC pan including matching seat and cover and bracketry to complete the installation. WC to SANS 497. Water supply to be flush valve/ concealed cistern/ wall mounted cistern. SAN-345: WASH HAND BASIN White vitreous china wash hand basin with bracketry, water supply fittings, waste and trap to SANS 497. SAN-711: - BACK RAIL Stainless steel straight cistern back rail. SAN-712: - GRAB RAIL Stainless steel Dogleg Grab Rail SAN-852: - MEDICAL ELBOW ACTION TAP Medical elbow-action, wall-type mixer, chrome. Includes: 1/4" turn ceramic disc, 1/2" BSP male inlet, aerated swan-neck swivel outlet, fixed centre bent inlet connections, and hook for swivel outlet. SANS 226 Type 2.	FLF-111: CERAMIC WALL TILES Ceramic wall tiles (300 x 300mm) including skirting and all expansion joints, transition strips and trims		FLF-111: CERAMIC TILES Ceramic wall tile (300 x 100mm) skirting and all expansion joints, transition strips and trims.	MIR-1200: - MIRROR 750*600X6mm Silvered float glass copper backed mirror with 10mm bevelled and polished edges, holed for and fixed with four number chromium plated domed capped mirror screws with rubber buffers to plugs in brickwork or concrete:	CLG-213: MOISTURE RESISTANT SUSPENDED FLUSH PLASTERED PLASTERBOARD CEILING Suspended monolithic moisture resistant plasterboard ceiling and support system. Plasterboard to be skim coated for decoration and the installation to include all insulation, expansion joints and wall/ ceiling junction trims.		DRT-202: SOLID CORE HARDBOARD FACED INTERIOR FLUSH DOOR Solid laminated core tempered hardboard faced flush door factory primed for site decoration. Size, configuration and ironmongery as indicated on the project door/ ironmongery schedule(s). 400x400mm Aluminium Louvre fitted to bottom of door WNA-112: ALUMINIUM HINGED WINDOW SET WITH TOP HUNG OPENING LIGHT Aluminium framed casement window with top hung opening light, aluminium glazing beads and neoprene gaskets. Size, configuration and ironmongery as indicated on the project door/ ironmongery schedule(s).	• Refer to Electrical Engineers details for electrical specifications and & Mechanical Engineers' details and schedule for Mechanical specifications
042	WC 2	FLF-111: PORCELAIN TILES 8mm Full bodied large format slip resistant porcelain floor tiles (300 x 300mm) including skirting and all expansion joints, transition strips and trims		**SAN-166:** White vitreous china floor mounted WC pan including matching seat and cover and bracketry to complete the installation. WC to SANS 497. Water supply to be flush valve/ concealed cistern/ wall mounted cistern. Disabled restroom to comply with the requirements of SANS 10400 Part S.	FLF-111: CERAMIC WALL TILES Ceramic wall tiles (300 x 300mm) including skirting and all expansion joints, transition strips and trims		FLF-111: CERAMIC TILES Ceramic wall tile (300 x 100mm) skirting and all expansion joints, transition strips and trims.	N/A	CLG-213: MOISTURE RESISTANT SUSPENDED FLUSH PLASTERED PLASTERBOARD CEILING Suspended monolithic moisture resistant plasterboard ceiling and support system. Plasterboard to be skim coated for decoration and the installation to include all insulation, expansion joints and wall/ ceiling junction trims.		DRT-202: SOLID CORE HARDBOARD FACED INTERIOR FLUSH DOOR Solid laminated core tempered hardboard faced flush door factory primed for site decoration. Size, configuration and ironmongery as indicated on the project door/ ironmongery schedule(s). WNA-112: ALUMINIUM HINGED WINDOW SET WITH TOP HUNG OPENING LIGHT Aluminium framed casement window with top hung opening light, aluminium glazing beads and neoprene gaskets. Size, configuration and ironmongery as indicated on the project door/ ironmongery schedule(s).	• Refer to Electrical Engineers details for electrical specifications and & Mechanical Engineers' details and schedule for Mechanical specifications
043	LADIES 2	FLF-111: PORCELAIN TILES 8mm Full bodied large format slip resistant porcelain floor tiles (300 x 300mm) including skirting and all expansion joints, transition strips and trims		SAN-358: WASH HAND BASIN Ceramic Fireclay 595 x 455mm, Oval self-rimming vanity basin with three semi-punched tapholes, one taphole configuration, and chain stay hole through the Centre semi-punched taphole. supplied as standard without an overflow. Overflow attachments installed on 30mm Rustenburg granite top as per Joinery Schedule - elsewhere specified SAN-852: - SELF CLOSING TAP Water Save Self-Closing Pillar Tap, non - hold cold water supply only, chrome finish, with flow time of 6 - 9 secs	FLF-111: PORCELAIN TILES Full bodied large format porcelain wall tiles (300 x 300mm) including skirting and all expansion joints, transition strips and trims		FLF-111: PORCELAIN TILES Full bodied large format porcelain wall tiles (300 x 100mm) skirting and all expansion joints, transition strips and trims	AMW-904: - SHOWER BENCH Hot dip galvanized steel frame bolted to surface bed as per Architectural joinery schedule and details elsewhere. Granite vanity as per Architectural joinery shcedule and details elsewhere MIR-1200: - MIRROR 1910*1200X6mm Silvered float glass copper backed mirror with 10mm bevelled and polished edges, holed for and fixed with four number chromium plated domed capped mirror screws with rubber buffers to plugs in brickwork or concrete:	CLG-213: MOISTURE RESISTANT SUSPENDED FLUSH PLASTERED PLASTERBOARD CEILING Suspended monolithic moisture resistant plasterboard ceiling and support system. Plasterboard to be skim coated for decoration and the installation to include all insulation, expansion joints and wall/ ceiling junction trims.		DRT-202: SOLID CORE HARDBOARD FACED INTERIOR FLUSH DOOR Solid laminated core tempered hardboard faced flush door factory primed for site decoration. Size, configuration and ironmongery as indicated on the project door/ ironmongery schedule(s). WNA-112: ALUMINIUM HINGED WINDOW SET WITH TOP HUNG OPENING LIGHT Aluminium framed casement window with top hung opening light, aluminium glazing beads and neoprene gaskets. Size, configuration and ironmongery as indicated on the project door/ ironmongery schedule(s).	• Refer to Electrical Engineers details for electrical specifications and & Mechanical Engineers' details and schedule for Mechanical specifications
044	SHOWER 3	FLF-111: PORCELAIN TILES 8mm Full bodied large format slip resistant porcelain floor tiles (300 x 300mm) including skirting and all expansion joints, transition strips and trims		SAN-451: - SHOWER Shower head, mixer and linear floor drain	FLF-111: PORCELAIN TILES Full bodied large format porcelain wall tiles (300 x 300mm) including skirting and all expansion joints, transition strips and trims		FLF-111: PORCELAIN TILES Full bodied large format porcelain wall tiles (300 x 100mm) skirting and all expansion joints, transition strips and trims	AMW-904: - SHOWER BENCH Hot dip galvanized steel frame bolted to surface bed as per Architectural joinery schedule and details elsewhere. Granite vanity as per Architectural joinery shcedule and details elsewhere	CLG-213: MOISTURE RESISTANT SUSPENDED FLUSH PLASTERED PLASTERBOARD CEILING Suspended monolithic moisture resistant plasterboard ceiling and support system. Plasterboard to be skim coated for decoration and the installation to include all insulation, expansion joints and wall/ ceiling junction trims.		DRA-153: TOUGHENED SAFETY GLASS Frosted /sandblasted toughened safety glass door to suit shower opening	• Refer to Electrical Engineers details for electrical specifications and & Mechanical Engineers' details and schedule for Mechanical specifications
045	SHOWER 4	FLF-111: PORCELAIN TILES 8mm Full bodied large format slip resistant porcelain floor tiles (300 x 300mm) including skirting and all expansion joints, transition strips and trims		SAN-451: - SHOWER Shower head, mixer and linear floor drain	FLF-111: PORCELAIN TILES Full bodied large format porcelain wall tiles (300 x 300mm) including skirting and all expansion joints, transition strips and trims		FLF-111: PORCELAIN TILES Full bodied large format porcelain wall tiles (300 x 100mm) skirting and all expansion joints, transition strips and trims	AMW-904: - SHOWER BENCH Hot dip galvanized steel frame bolted to surface bed as per Architectural joinery schedule and details elsewhere. Granite vanity as per Architectural joinery shcedule and details elsewhere	CLG-213: MOISTURE RESISTANT SUSPENDED FLUSH PLASTERED PLASTERBOARD CEILING Suspended monolithic moisture resistant plasterboard ceiling and support system. Plasterboard to be skim coated for decoration and the installation to include all insulation, expansion joints and wall/ ceiling junction trims.		DRA-153: TOUGHENED SAFETY GLASS Frosted /sandblasted toughened safety glass door to suit shower opening	• Refer to Electrical Engineers details for electrical specifications and & Mechanical Engineers' details and schedule for Mechanical specifications
046	OFFICE 2	CON-232: - POLISHED CONCRETE Continuous, cast in-situ concrete surfacebed in accordance with SANS 2001-CC1 and the Structural Engineer's documentation. Surface sealer on honed concrete surface. Honing to be either wet /dry ductless with a maximum deviation from a 3-m straight edge placed anywhere on the surface. (deviation value as per Engineer)		N/A	PNT-113: PAINT TO PLASTER WALLS Acrylic matt or vinyl emulsion to SANS 1586 Prepare surface to thoroughly to remove any loose compounds and dust Apply one coat plaster primer, Apply two coats finishing paint to achieve complete obliteration		SKR-211: Timber skirting screw fixed at 450mm centres, mitered at corners and splayed joints in running lengths, suitable for decoration. SKR-315: Two tier, wall mounted powder coated steel power skirting plugged and screwed to wall.	PIN-1000: - MAGNETIC WHITE BOARD 1500X1200MM Magnetic white board fixed to walls with an approved aluminium frame, plugged and screwed to walls with counter sunk brass screws and cupped washers	CLG-462: ACOUSTIC CEILING 1200 x 600mm Lay-in acoustic biologically absorbable mineral wool ceiling tiles in exposed suspension grid system. The system to be class A and achieve a NRC of 0.90. – White or similar and approved by architect.		DRT-301: SOLID CORE FLUSH DOOR SET Solid laminated core veneered plywood faced flush door(s) swinging in both directions for site decoration. Size, configuration and ironmongery as indicated on the project door/ ironmongery schedule(s). WNA-112: ALUMINIUM HINGED WINDOW SET WITH TOP HUNG OPENING LIGHT Aluminium framed casement window with top hung opening light, aluminium glazing beads and neoprene gaskets. Size, configuration and ironmongery as indicated on the project door/ ironmongery schedule(s).	• Refer to Electrical Engineers details for electrical specifications and & Mechanical Engineers' details and schedule for Mechanical specifications
047	WAITING AREA	CON-232: - POLISHED CONCRETE Continuous, cast in-situ concrete surfacebed in accordance with SANS 2001-CC1 and the Structural Engineer's documentation. Surface sealer on honed concrete surface. Honing to be either wet /dry ductless with a maximum deviation from a 3-m straight edge placed anywhere on the surface. (deviation value as per Engineer)	9	N/A	PNT-113: PAINT TO PLASTER WALLS Acrylic matt or vinyl emulsion to SANS 1586 Prepare surface to thoroughly to remove any loose compounds and dust Apply one coat plaster primer, Apply two coats finishing paint to achieve complete obliteration		SKR-211: Timber skirting screw fixed at 450mm centres, mitered at corners and splayed joints in running lengths, suitable for decoration. SKR-315:	N/A	CLG-462: ACOUSTIC CEILING 1200 x 600mm Lay-in acoustic biologically absorbable mineral wool ceiling tiles in exposed suspension grid system. The system to be class A and achieve a NRC of 0.90. – White or similar and approved by architect.		N/A	• Refer to Electrical Engineers details for electrical specifications and & Mechanical Engineers' schedule for Mechanical specifications
048	SCM STORAGE & FILING	CON-232: - POLISHED CONCRETE Continuous, cast in-situ concrete surfacebed in accordance with SANS 2001-CC1 and the Structural Engineer's documentation. Surface sealer on honed concrete surface. Honing to be either wet /dry ductless with a maximum deviation from a 3-m straight edge placed anywhere on the surface. (deviation value as per Engineer)		SAN-345: - VITREOUS CHINA WASH HAND BASIN White vitreous china wash hand basin with bracketry, water supply fittings, waste and trap to SANS 497	PNT-113: PAINT TO PLASTER WALLS Acrylic matt or vinyl emulsion to SANS 1586 Prepare surface to thoroughly to remove any loose compounds and dust Apply one coat plaster primer, Apply two coats finishing paint to achieve complete obliteration		SKR-211: Timber skirting screw fixed at 450mm centres, mitered at corners and splayed joints in running lengths, suitable for decoration. SKR-315:	AMW-905: - METAL SHELVING Hot dip galvanized steel frame bolted to surface bedand metal shelving	CLG-462: BOARD INSULATION 75mm laminated polyisocyanurate core board, with a minimum core density of 34 kg/m3. Upper facing to be natural matt and lower exposed facing to be white matt Supplied in widths of 1220mm to be fixed above 175x50mm lipped channel steel purlins in conjunction with roofcovering. To comply with SANS 10400XA and SANS 204		DRT-301: SOLID CORE FLUSH DOOR SET Solid laminated core veneered plywood faced flush door(s) swinging in both directions for site decoration. Size, configuration and ironmongery as indicated on the project door/ ironmongery schedule(s). GRS-332: - ROLLER SHUTTER DOOR Electrically operated roller shutter door with cold rolled steel interlocking solid slats with 3mm steel side guide. Frame to have lugs for building-in, a canopy and key switch locking. WNA-112: ALUMINIUM HINGED WINDOW SET WITH TOP HUNG OPENING LIGHT Aluminium framed casement window with top hung opening light, aluminium glazing beads and neoprene gaskets. Size, configuration and ironmongery as indicated on the project door/ ironmongery schedule(s).	• Refer to Electrical Engineers details for electrical specifications and & Mechanical Engineers' details and schedule for Mechanical specifications
049	WAITING AREA	FLF-671: - VINYL SHEETING 2.5mm High quality flexible vinyl flooring with a monolayer and homogenous construction, non-directional design and PUR reinforcement onto a proprietary floor levelling and smoothing compound. System to include all transition, division, threshold strips and skirting.	9	N/A	PNT-113: PAINT TO PLASTER WALLS Acrylic matt or vinyl emulsion to SANS 1586 Prepare surface to thoroughly to remove any loose compounds and dust Apply one coat plaster primer, Apply two coats finishing paint to achieve complete obliteration		SKR-211: Timber skirting screw fixed at 450mm centres, mitered at corners and splayed joints in running lengths, suitable for decoration. SKR-315:	N/A	CLG-462: ACOUSTIC CEILING 1200 x 600mm Lay-in acoustic biologically absorbable mineral wool ceiling tiles in exposed suspension grid system. The system to be class A and achieve a NRC of 0.90. – White or similar and approved by architect.		N/A	• Refer to Electrical Engineers details for electrical specifications and & Mechanical Engineers' schedule for Mechanical specifications
050	ASSESSMENT ROOM 3	FLF-671: - VINYL SHEETING 2.5mm High quality flexible vinyl flooring with a monolayer and homogenous construction, non-directional design and PUR reinforcement onto a proprietary floor levelling and smoothing compound. System to include all transition, division, threshold strips and skirting.	46	SAN-345: - VITREOUS CHINA WASH HAND BASIN White vitreous china wash hand basin with bracketry, water supply fittings, waste and trap to SANS 497 SAN-852: - MEDICAL ELBOW ACTION TAP Medical elbow-action, wall-type mixer, chrome. Includes: 1/4" turn ceramic disc, 1/2" BSP male inlet, aerated swan-neck swivel outlet, fixed centre bent inlet connections, and hook for swivel outlet. SANS 226 Type 2.	PNT-113: PAINT TO PLASTER WALLS Acrylic matt or vinyl emulsion to SANS 1586 Prepare surface to thoroughly to remove any loose compounds and dust Apply one coat plaster primer, Apply two coats finishing paint to achieve complete obliteration FLF-111: CERAMIC TILES Ceramic wall tile (300 x 300mm) splashback		SKR-315: COVED SKIRTING Fully flexible MC17C Set In Coving (150 x 70mm) to ensure a tight radius to prevent dirt collecting in corners and to be of such a radius to prevent cleaning machines striking the curve of the sheeting up the wall	PIN-1000: - MAGNETIC WHITE BOARD 2400X1200MM Magnetic white board fixed to walls with an approved aluminium frame, plugged and screwed to walls with counter sunk brass screws and cupped washers HDR-151: - WALL MOUNTED STAINLESS STEEL HANDRAIL Stainless steel handrail mounted to the wall with swan neck pins in accordance with the Structural Engineers documentation. Handrail to be weathed as necessary to provide a smooth continuum throughout its entire travel BAL-315: - STAINLESS STEEL BALUSTRADE AND HANDRAIL Stainless steel balustrade consisting of support posts and rod infill panels. Handrail to be welded to top of post with connecting pins and to be weathed as necessary to provide a smooth continuum throughout its entire travel. Fix to substrate in accordance with the Structural Engineers documentation. MIR-1200: - MIRROR 1800x2100X6mm Silvered float glass copper backed mirror with 10mm bevelled and polished edges, holed for and fixed with four number chromium plated domed capped mirror screws with rubber buffers to plugs in brickwork or concrete:	CLG-462: ACOUSTIC CEILING 1200 x 600mm Lay-in acoustic biologically absorbable mineral wool ceiling tiles in exposed suspension grid system. The system to be class A and achieve a NRC of 0.90. – White or similar and approved by architect.		DRT-202: SOLID CORE HARDBOARD FACED INTERIOR FLUSH DOOR Solid laminated core tempered hardboard faced flush door factory primed for site decoration. Size, configuration and ironmongery as indicated on the project door/ ironmongery schedule(s). WNA-112: ALUMINIUM HINGED WINDOW SET WITH TOP HUNG OPENING LIGHT Aluminium framed casement window with top hung opening light, aluminium glazing beads and neoprene gaskets. Size, configuration and ironmongery as indicated on the project door/ ironmongery schedule(s).	• Refer to Electrical Engineers details for electrical specifications and & Mechanical Engineers' details and schedule for Mechanical specifications
051	PAR 1	FLF-111: PORCELAIN TILES 8mm Full bodied large format slip resistant porcelain floor tiles (300 x 300mm) including skirting and all expansion joints, transition strips and trims		SAN-167: White vitreous china floor mounted junior WC pan including matching seat and cover and bracketry to complete the installation. WC to SANS 497. Water supply to be flush valve/ concealed cistern/ wall mounted cistern. SAN-345: WASH HAND BASIN White vitreous china wash hand basin with bracketry, water supply fittings, waste and trap to SANS 497. SAN-711: - BACK RAIL Stainless steel straight cistern back rail. SAN-712: - GRAB RAIL Stainless steel Dogleg Grab Rail SAN-852: - MEDICAL ELBOW ACTION TAP	FLF-111: CERAMIC TILES Ceramic wall tiles (300 x 300mm) including skirting and all expansion joints, transition strips and trims		FLF-111: CERAMIC TILES Ceramic wall tile (300 x 100mm) skirting and all expansion joints, transition strips and trims.	MIR-1200: - MIRROR 600*1500X6mm Silvered float glass copper backed mirror with 10mm bevelled and polished edges, holed for and fixed with four number chromium plated domed capped mirror screws with rubber buffers to plugs in brickwork or concrete:	CLG-411: CEILING 1200 x 600mm Lay-in vinyl faced gypsum ceiling tiles in powder coated exposed suspension grid system. Ceiling system to include insulation and wall/ ceiling junction trims.		DRT-202: SOLID CORE HARDBOARD FACED INTERIOR FLUSH DOOR Solid laminated core tempered hardboard faced flush door factory primed for site decoration. Size, configuration and ironmongery as indicated on the project door/ ironmongery schedule(s). 400x400mm Aluminium Louvre fitted to bottom of door WNA-112: ALUMINIUM HINGED WINDOW SET WITH TOP HUNG OPENING LIGHT Aluminium framed casement window with top hung opening light, aluminium glazing beads and neoprene gaskets. Size, configuration and ironmongery as indicated on the project door/ ironmongery schedule(s).	• Refer to Electrical Engineers details for electrical specifications and & Mechanical Engineers' details and schedule for Mechanical specifications
052	PASSAGE 1	FLF-671: - VINYL SHEETING High quality flexible vinyl flooring with a monolayer and homogenous construction, non-directional design and PUR reinforcement onto a proprietary floor levelling and smoothing compound. System to include all transition, division, threshold strips and skirting.	39	N/A	PNT-113: PAINT TO PLASTER WALLS Acrylic matt or vinyl emulsion to SANS 1586 Prepare surface to thoroughly to remove any loose compounds and dust Apply one coat plaster primer, Apply two coats finishing paint to achieve complete obliteration		SKR-211: Timber skirting screw fixed at 450mm centres, mitered at corners and splayed joints in running lengths, suitable for decoration.	N/A	CLG-462: ACOUSTIC CEILING 1200 x 600mm Lay-in acoustic biologically absorbable mineral wool ceiling tiles in exposed suspension grid system. The system to be class A and achieve a NRC of 0.90. – White or similar and approved by architect.	N/A	DRT-421: Fire Resistant Flush Door set Fire resistant door set with a fire rating as described in SANS 1253. Doors and frames to be labelled, indicating manufacturers name, fire rating, reference no. and year of manufacture. Size, configuration and ironmongery as indicated on the project door/ ironmongery schedule(s). Intumescent fire and smoke seals to suit fire ratings as scheduled. Fix directly into prepared openings with frame plugs or by galvanised fixing lugs.	• Refer to Electrical Engineers details for electrical specifications, Mechanical Engineers' details and schedule for Mechanical specifications, Civil /Structural Engineers details for Civil /structural details and specifications
053	ASSESSMENT ROOM 2	FLF-671: - VINYL SHEETING 2.5mm High quality flexible vinyl flooring with a monolayer and homogenous construction, non-directional design and PUR reinforcement onto a proprietary floor levelling and smoothing compound. System to include all transition, division, threshold strips and skirting.	52	SAN-345: - VITREOUS CHINA WASH HAND BASIN White vitreous china wash hand basin with bracketry, water supply fittings, waste and trap to SANS 497 SAN-852: - MEDICAL ELBOW ACTION TAP Medical elbow-action, wall-type mixer, chrome. Includes: 1/4" turn ceramic disc, 1/2" BSP male inlet, aerated swan-neck swivel outlet, fixed centre bent inlet connections, and hook for swivel outlet. SANS 226 Type 2.	PNT-113: PAINT TO PLASTER WALLS Acrylic matt or vinyl emulsion to SANS 1586 Prepare surface to thoroughly to remove any loose compounds and dust Apply one coat plaster primer, Apply two coats finishing paint to achieve complete obliteration FLF-111: CERAMIC TILES Ceramic wall tile (300 x 300mm) splashback		SKR-315: COVED SKIRTING Fully flexible MC17C Set In Coving (150 x 70mm) to ensure a tight radius to prevent dirt collecting in corners and to be of such a radius to prevent cleaning machines striking the curve of the sheeting up the wall	PIN-1000: - MAGNETIC WHITE BOARD 2400X1200MM Magnetic white board fixed to walls with an approved aluminium frame, plugged and screwed to walls with counter sunk brass screws and cupped washers HDR-151: - WALL MOUNTED STAINLESS STEEL HANDRAIL Stainless steel handrail mounted to the wall with swan neck pins in accordance with the Structural Engineers documentation. Handrail to be weathed as necessary to provide a smooth continuum throughout its entire travel BAL-315: - STAINLESS STEEL BALUSTRADE AND HANDRAIL Stainless steel balustrade consisting of support posts and rod infill panels. Handrail to be welded to top of post with connecting pins and to be weathed as necessary to provide a smooth continuum throughout its entire travel. Fix to substrate in accordance with the Structural Engineers documentation. MIR-1200: - MIRROR 1800x2100X6mm Silvered float glass copper backed mirror with 10mm bevelled and polished edges, holed for and fixed with four number chromium plated domed capped mirror screws with rubber buffers to plugs in brickwork or concrete:	CLG-462: ACOUSTIC CEILING 1200 x 600mm Lay-in acoustic biologically absorbable mineral wool ceiling tiles in exposed suspension grid system. The system to be class A and achieve a NRC of 0.90. – White or similar and approved by architect.		DRT-202: SOLID CORE HARDBOARD FACED INTERIOR FLUSH DOOR Solid laminated core tempered hardboard faced flush door factory primed for site decoration. Size, configuration and ironmongery as indicated on the project door/ ironmongery schedule(s). WNA-112: ALUMINIUM HINGED WINDOW SET WITH TOP HUNG OPENING LIGHT Aluminium framed casement window with top hung opening light, aluminium glazing beads and neoprene gaskets. Size, configuration and ironmongery as indicated on the project door/ ironmongery schedule(s).	• Refer to Electrical Engineers details for electrical specifications and & Mechanical Engineers' details and schedule for Mechanical specifications

No.	Date	Amendment	Issued to

GENERAL NOTES

1. All drawings to read to be read in conjunction with Engineers Drawings
2. Contractor to report any discrepancies or contradiction to the architect immediately.
3. No drawings are to be scaled.
4. All brickwork is to be set out using a profile marked at 85 mm c/c & 128 mm c/c for maxi bricks
5. The contractor must have a full set of dwg's on site during construction.
6. All dimensions as indicated on plan are to be set out on a level horizontal plane.
7. The contractor is to build in SABS approved DPC's whether or not these are shown on drawings, to all external walls at each floor, beam or parapet level and to all windows, doors, grilles or other openings in external

SANS 10400 NOTES:

1. All work to comply with SANS 10400 standards and specifications
2. Structural design to Engineer's specification and complies with parts H, J, K, L, M or N of SANS 10400
3. All dimensions of rooms and spaces to comply with SANS 10400-C
4. All sanitary facilities comply with SANS 10400-F
5. All roof gutters and down pipes to comply with SANS 10400- R
6. All glazing to comply with part N of SANS 10400
7. Safety glass to be used within 300mm of FFL to comply with SANS 10400-N regulations
8. All drainage subject to an agreement certificate and to comply with SANS 10400-P
9. All disposal of storm water to comply with SANS 10400-R
10. Facilities for disabled persons are provided and are in accordance to SANS 10400-S

WIMS number: 070638

page type: A0

HEALTH DEPARTMENT SIGNATURES

FACILITY	
FACILITY CEO	
FACILITY MANAGER	
DISTRICT MANAGER	
DOH PROJECT LEADER	

Checked by (Professional Consultant)

Name

2022/10/27 15:26:35

Signature | Date

consultant

15 The Boulevard
Westway Office Park,
Westville,
Durban, 3630
Tel. 031 265 0444
email. george@ukuza.co.za

UKUZA CONSULTING (PTY) LTD

ARCHITECTURE

public works
Department:
Public Works
PROVINCE OF KWAZULU-NATAL

health
Department:
Health
PROVINCE OF KWAZULU-NATAL

Project

PROPOSED NEW ORTHOTIC AND PROSTHETICS CENTRE ON THANDUYISE DRIVE, ERF 1241, NGWELEZANE HOSPITAL, NGWELEZANE A, EMPANGENI, KWAZULU NATAL PROVINCE

Drawing title

FINISHES SCHEDULE (Sheet 4 of 5)

Project Stage

070638 - STAGE 4 TENDER

Drawn: gck | Date: 2022/10/27 15:26:35

scale

drawing number

070638 DOH - A- 8003 -0

Drawing Number ID

070638 = WIMS no

DOH = Department

A = Consultant Discipline

0000 = Drawing No

0 = Revision No

ANNEXURE D - DRAWINGS

ROOM NO	ROOM NAME	FLOOR FINISH	AREA (m²)	SANITARY FITTINGS	WALL FINISH	AREA (m²)	SKIRTING	ARCHITECTURAL FITTINGS	CEILING TYPE	AREA (m²)	DOOR /WINDOWS	ELECTRICAL & MECHANICAL FITTINGS
054	PAR 2	FLF-111: PORCELAIN TILES 8mm Full bodied large format slip resistant porcelain floor tiles (300 x 300mm) including skirting and all expansion joints, transition strips and trims		SAN-166: White vitreous china floor mounted WC pan including matching seat and cover and bracketry to complete the installation. WC to SANS 497. Water supply to be flush valve/ concealed cistern/ wall mounted cistern. Disabled restroom to comply with the requirements of SANS 10400 Part S. SAN-345: WASH HAND BASIN White vitreous china wash hand basin with bracketry, water supply fittings, waste and trap to SANS 497. SAN-711: - BACK RAIL Stainless steel straight cistern back rail. SAN-712: - GRAB RAIL Stainless steel Dogleg Grab Rail SAN-852: - MEDICAL ELBOW ACTION TAP Medical elbow-action, wall-type mixer, chrome. Includes: 1/4" turn ceramic disc, 1/2" BSP male inlet, aerated swan-neck swivel outlet, fixed centre bent inlet connections, and hook for swivel outlet. SANS 226 Type 2.	FLF-111: CERAMIC TILES Ceramic wall tiles (300 x 300mm) including skirting and all expansion joints, transition strips and trims		FLF-111: CERAMIC TILE Ceramic wall tile (300 x 100mm) skirting and all expansion joints, transition strips and trims.	MIR-1200: - MIRROR 900*2100X6mm Silvered float glass copper backed mirror with 10mm bevelled and polished edges, holed for and fixed with four number chromium plated domed capped mirror screws with rubber buffers to plugs in brickwork or concrete:	CLG-411: CEILING 1200 x 600mm Lay-in vinyl faced gypsum ceiling tiles in powder coated exposed suspension grid system. Ceiling system to include insulation and wall/ ceiling junction trims.		DRT-202: SOLID CORE HARDBOARD FACED INTERIOR FLUSH DOOR Solid laminated core tempered hardboard faced flush door factory primed for site decoration. Size, configuration and ironmongery as indicated on the project door/ ironmongery schedule(s). 400x400mm Aluminium Louvre fitted to bottom of door WNA-112: ALUMINIUM HINGED WINDOW SET WITH TOP HUNG OPENING LIGHT Aluminium framed casement window with top hung opening light, aluminium glazing beads and neoprene gaskets. Size, configuration and ironmongery as indicated on the project door/ ironmongery schedule(s).	• Refer to Electrical Engineers details for electrical specifications and & Mechanical Engineers' details and schedule for Mechanical specifications
055	PAR 3	FLF-111: PORCELAIN TILES 8mm Full bodied large format slip resistant porcelain floor tiles (300 x 300mm) including skirting and all expansion joints, transition strips and trims		SAN-166: White vitreous china floor mounted WC pan including matching seat and cover and bracketry to complete the installation. WC to SANS 497. Water supply to be flush valve/ concealed cistern/ wall mounted cistern. Disabled restroom to comply with the requirements of SANS 10400 Part S. SAN-345: WASH HAND BASIN White vitreous china wash hand basin with bracketry, water supply fittings, waste and trap to SANS 497. SAN-711: - BACK RAIL Stainless steel straight cistern back rail. SAN-712: - GRAB RAIL Stainless steel Dogleg Grab Rail SAN-852: - MEDICAL ELBOW ACTION TAP Medical elbow-action, wall-type mixer, chrome. Includes: 1/4" turn ceramic disc, 1/2" BSP male inlet, aerated swan-neck swivel outlet, fixed centre bent inlet connections, and hook for swivel outlet. SANS 226 Type 2.	FLF-111: CERAMIC TILES Ceramic wall tiles (300 x 300mm) including skirting and all expansion joints, transition strips and trims		FLF-111: CERAMIC TILE Ceramic wall tile (300 x 100mm) skirting and all expansion joints, transition strips and trims.	MIR-1200: - MIRROR 900*2100X6mm Silvered float glass copper backed mirror with 10mm bevelled and polished edges, holed for and fixed with four number chromium plated domed capped mirror screws with rubber buffers to plugs in brickwork or concrete:	CLG-411: CEILING 1200 x 600mm Lay-in vinyl faced gypsum ceiling tiles in powder coated exposed suspension grid system. Ceiling system to include insulation and wall/ ceiling junction trims.		DRT-202: SOLID CORE HARDBOARD FACED INTERIOR FLUSH DOOR Solid laminated core tempered hardboard faced flush door factory primed for site decoration. Size, configuration and ironmongery as indicated on the project door/ ironmongery schedule(s). WNA-112: ALUMINIUM HINGED WINDOW SET WITH TOP HUNG OPENING LIGHT Aluminium framed casement window with top hung opening light, aluminium glazing beads and neoprene gaskets. Size, configuration and ironmongery as indicated on the project door/ ironmongery schedule(s).	• Refer to Electrical Engineers details for electrical specifications and & Mechanical Engineers' details and schedule for Mechanical specifications
056	WC 4	FLF-111: PORCELAIN TILES 8mm Full bodied large format slip resistant porcelain floor tiles (300 x 300mm) including skirting and all expansion joints, transition strips and trims		SAN-166: White vitreous china floor mounted WC pan including matching seat and cover and bracketry to complete the installation. WC to SANS 497. Water supply to be flush valve/ concealed cistern/ wall mounted cistern. Disabled restroom to comply with the requirements of SANS 10400 Part S. SAN-853: TOILET ROLL HOLDER Satin stainless steel toilet roll holders for 2 or 3 rolls with central shaft system and cylinder lock, plugged and screwed to the wall with stainless steel screws. (vandal resistant) SAN-860: - SANITARY BIN Satin stainless steel sanitary towel disposal bin with capacity of min10 litres, free standing or wall mounted (plugged and screwed to the wall with stainless steel screws)	FLF-111: CERAMIC TILES Ceramic wall tiles (300 x 300mm) including skirting and all expansion joints, transition strips and trims		FLF-111: CERAMIC TILE Ceramic wall tile (300 x 100mm) skirting and all expansion joints, transition strips and trims.	N/A	CLG-411: VINYL FACED CEILING 1200 x 600mm Lay-in vinyl faced gypsum ceiling tiles in powder coated exposed suspension grid system. Ceiling system to include insulation and wall/ ceiling junction trims.		DRT-202: SOLID CORE HARDBOARD FACED INTERIOR FLUSH DOOR Solid laminated core tempered hardboard faced flush door factory primed for site decoration. Size, configuration and ironmongery as indicated on the project door/ ironmongery schedule(s). WNA-112: ALUMINIUM HINGED WINDOW SET WITH TOP HUNG OPENING LIGHT Aluminium framed casement window with top hung opening light, aluminium glazing beads and neoprene gaskets. Size, configuration and ironmongery as indicated on the project door/ ironmongery schedule(s).	• Refer to Electrical Engineers details for electrical specifications and & Mechanical Engineers' details and schedule for Mechanical specifications
057	LADIES 1	FLF-111: PORCELAIN TILES 8mm Full bodied large format slip resistant porcelain floor tiles (300 x 300mm) including skirting and all expansion joints, transition strips and trims		SAN-358: WASH HAND BASIN Ceramic Fireclay 595 x 455mm, Oval self-rimming vanity basin with three semi-punched tapholes, one taphole configuration, and chain stay hole through the Centre semi-punched taphole. supplied as standard without an overflow. Overflow attachments installed on 30mm Rustenburg granite top as per Joinery Schedule - elsewhere specified SAN-852: - SELF CLOSING TAP Water Save Self-Closing Pillar Tap, non - hold cold water supply only, chrome finish, with flow time of 6 - 9 secs	FLF-111: CERAMIC TILES Ceramic wall tiles (300 x 300mm) including skirting and all expansion joints, transition strips and trims		FLF-111: CERAMIC TILE Ceramic wall tile (300 x 100mm) skirting and all expansion joints, transition strips and trims.	MIR-1200: - MIRROR 750*600X6mm Silvered float glass copper backed mirror with 10mm bevelled and polished edges, holed for and fixed with four number chromium plated domed capped mirror screws with rubber buffers to plugs in brickwork or concrete:	CLG-411: VINYL FACED CEILING 1200 x 600mm Lay-in vinyl faced gypsum ceiling tiles in powder coated exposed suspension grid system. Ceiling system to include insulation and wall/ ceiling junction trims.		DRT-202: SOLID CORE HARDBOARD FACED INTERIOR FLUSH DOOR Solid laminated core tempered hardboard faced flush door factory primed for site decoration. Size, configuration and ironmongery as indicated on the project door/ ironmongery schedule(s).	• Refer to Electrical Engineers details for electrical specifications and & Mechanical Engineers' details and schedule for Mechanical specifications
058	GENTS 1	FLF-111: PORCELAIN TILES 8mm Full bodied large format slip resistant porcelain floor tiles (300 x 300mm) including skirting and all expansion joints, transition strips and trims		SAN-358: WASH HAND BASIN Ceramic Fireclay 595 x 455mm, Oval self-rimming vanity basin with three semi-punched tapholes, one taphole configuration, and chain stay hole through the Centre semi-punched taphole. supplied as standard without an overflow. Overflow attachments installed on 30mm Rustenburg granite top as per Joinery Schedule - elsewhere specified SAN-852: - SELF CLOSING TAP Water Save Self-Closing Pillar Tap, non - hold cold water supply only, chrome finish, with flow time of 6 - 9 secs SAN-211:VITREOUS CHINA BOWL URINAL White vitreous china, wall-mounted urinal with bracketry and pneumatic flushing to SANS 497. (Water supply to be flush valve)	FLF-111: CERAMIC TILES Ceramic wall tiles (300 x 300mm) including skirting and all expansion joints, transition strips and trims		FLF-111: CERAMIC TILE Ceramic wall tile (300 x 100mm) skirting and all expansion joints, transition strips and trims.	AMW-904: - SHOWER BENCH Hot dip galvanized steel frame bolted to surface bed as per Architectural joinery schedule and details elsewhere. Granite vanity as per Architectural joinery shcedule and details elsewhere MIR-1200: - MIRROR 1140*1200X6mm Silvered float glass copper backed mirror with 10mm bevelled and polished edges, holed for and fixed with four number chromium plated domed capped mirror screws with rubber buffers to plugs in brickwork or concrete:	CLG-411: VINYL FACED CEILING 1200 x 600mm Lay-in vinyl faced gypsum ceiling tiles in powder coated exposed suspension grid system. Ceiling system to include insulation and wall/ ceiling junction trims.		DRT-204: SOLID CORE HARDBOARD FACED INTERIOR FLUSH DOOR Solid laminated core tempered hardboard faced flush door factory primed for site decoration. Size, configuration and ironmongery as indicated on the project door/ ironmongery schedule(s). WNA-112: ALUMINIUM HINGED WINDOW SET WITH TOP HUNG OPENING LIGHT Aluminium framed casement window with top hung opening light, aluminium glazing beads and neoprene gaskets. Size, configuration and ironmongery as indicated on the project door/ ironmongery schedule(s).	• Refer to Electrical Engineers details for electrical specifications, Mechanical Engineers' details and schedule for Mechanical specifications, Civil /Structural Engineers details for Civil /structural details and specifications
059	PAR 4	FLF-111: PORCELAIN TILES 8mm Full bodied large format slip resistant porcelain floor tiles (300 x 300mm) including skirting and all expansion joints, transition strips and trims		SAN-166: White vitreous china floor mounted WC pan including matching seat and cover and bracketry to complete the installation. WC to SANS 497. Water supply to be flush valve/ concealed cistern/ wall mounted cistern. Disabled restroom to comply with the requirements of SANS 10400 Part S. SAN-345: WASH HAND BASIN White vitreous china wash hand basin with bracketry, water supply fittings, waste and trap to SANS 497. SAN-711: - BACK RAIL. Stainless steel straight cistern back rail. SAN-712: - GRAB RAIL Stainless steel Dogleg Grab Rail SAN-852: - MEDICAL ELBOW ACTION TAP Medical elbow-action, wall-type mixer, chrome. Includes: 1/4" turn ceramic disc, 1/2" BSP male inlet, aerated swan-neck swivel outlet, fixed centre bent inlet connections, and hook for swivel outlet. SANS 226 Type 2.	FLF-111: CERAMIC TILES Ceramic wall tiles (300 x 300mm) including skirting and all expansion joints, transition strips and trims		FLF-111: CERAMIC TILE Ceramic wall tile (300 x 100mm) skirting and all expansion joints, transition strips and trims.	MIR-1200: - MIRROR 750*600X6mm Silvered float glass copper backed mirror with 10mm bevelled and polished edges, holed for and fixed with four number chromium plated domed capped mirror screws with rubber buffers to plugs in brickwork or concrete:	CLG-411: VINYL FACED CEILING 1200 x 600mm Lay-in vinyl faced gypsum ceiling tiles in powder coated exposed suspension grid system. Ceiling system to include insulation and wall/ ceiling junction trims.		DRT-202: SOLID CORE HARDBOARD FACED INTERIOR FLUSH DOOR Solid laminated core tempered hardboard faced flush door factory primed for site decoration. Size, configuration and ironmongery as indicated on the project door/ ironmongery schedule(s). WNA-112: ALUMINIUM HINGED WINDOW SET WITH TOP HUNG OPENING LIGHT Aluminium framed casement window with top hung opening light, aluminium glazing beads and neoprene gaskets. Size, configuration and ironmongery as indicated on the project door/ ironmongery schedule(s).	• Refer to Electrical Engineers details for electrical specifications and & Mechanical Engineers' details and schedule for Mechanical specifications
060	DUCT 1	SCR-510 - GRANOLITHIC SCREEDS The granolithic screed to be untinted and sealed. Bonded to the substrate in panels not exceeding 6m² with vee joints between adjacent bays. Minimum thickness of 25mm to floors and treads and 12mm to vertical surfaces. Trowel smooth to a polished surface with reeded strips to thresholds and steps. Cement: Fine Sand: Coarse Sand: Fine Granite Aggregate to be in the ratio of 1:1:2:1. Granite aggregate to pass a 5mm sieve.		N/A	PNT-113: PAINT TO PLASTER WALLS Acrylic matt or vinyl emulsion to SANS 1586 Prepare surface to thoroughly to remove any loose compounds and dust Apply one coat plaster primer, Apply two coats finishing paint to achieve complete obliteration		N/A	N/A	CLG-411: CEILING 1200 x 600mm Lay-in vinyl faced gypsum ceiling tiles in powder coated exposed suspension grid system. Ceiling system to include insulation and wall/ ceiling junction trims.		DRA-152: ALUMINIUM HINGED LOUVRE DOOR Aluminium, clip in bead, gasket louvre system incorporating single /double leaf doors with stiffeners and aluminium door frame. Size, configuration and ironmongery as indicated on the project door/ ironmongery schedule(s).	• Refer to Electrical Engineers details for electrical specifications and & Mechanical Engineers' details and schedule for Mechanical specifications
061	PAR 5	FLF-111: PORCELAIN TILES 8mm Full bodied large format slip resistant porcelain floor tiles (300 x 300mm) including skirting and all expansion joints, transition strips and trims		SAN-166: White vitreous china floor mounted WC pan including matching seat and cover and bracketry to complete the installation. WC to SANS 497. Water supply to be flush valve/ concealed cistern/ wall mounted cistern. Disabled restroom to comply with the requirements of SANS 10400 Part S. SAN-345: WASH HAND BASIN White vitreous china wash hand basin with bracketry, water supply fittings, waste and trap to SANS 497. SAN-711: - BACK RAIL Stainless steel straight cistern back rail. SAN-712: - GRAB RAIL Stainless steel Dogleg Grab Rail SAN-852: - MEDICAL ELBOW ACTION TAP Medical elbow-action, wall-type mixer, chrome. Includes: 1/4" turn ceramic disc, 1/2" BSP male inlet, aerated swan-neck swivel outlet, fixed centre bent inlet connections, and hook for swivel outlet. SANS 226 Type 2.	FLF-111: CERAMIC TILES Ceramic wall tiles (300 x 300mm) including skirting and all expansion joints, transition strips and trims		FLF-111: CERAMIC TILE Ceramic wall tile (300 x 100mm) skirting and all expansion joints, transition strips and trims.	MIR-1200: - MIRROR 750*600X6mm Silvered float glass copper backed mirror with 10mm bevelled and polished edges, holed for and fixed with four number chromium plated domed capped mirror screws with rubber buffers to plugs in brickwork or concrete:	CLG-411: VINYL FACED CEILING 1200 x 600mm Lay-in vinyl faced gypsum ceiling tiles in powder coated exposed suspension grid system. Ceiling system to include insulation and wall/ ceiling junction trims.		DRT-202: SOLID CORE HARDBOARD FACED INTERIOR FLUSH DOOR Solid laminated core tempered hardboard faced flush door factory primed for site decoration. Size, configuration and ironmongery as indicated on the project door/ ironmongery schedule(s). WNA-112: ALUMINIUM HINGED WINDOW SET WITH TOP HUNG OPENING LIGHT Aluminium framed casement window with top hung opening light, aluminium glazing beads and neoprene gaskets. Size, configuration and ironmongery as indicated on the project door/ ironmongery schedule(s).	• Refer to Electrical Engineers details for electrical specifications and & Mechanical Engineers' details and schedule for Mechanical specifications
062	ASSESSMENT ROOM 1	FLF-671: - VINYL SHEETING 2.5mm High quality flexible vinyl flooring with a monolayer and homogenous construction, non-directional design and PUR reinforcement onto a proprietary floor levelling and smoothing compound. System to include all transition, division, threshold strips and skirting.		SAN-345: - VITREOUS CHINA WASH HAND BASIN White vitreous china wash hand basin with bracketry, water supply fittings, waste and trap to SANS 497	PNT-113: PAINT TO PLASTER WALLS Acrylic matt or vinyl emulsion to SANS 1586 Prepare surface to thoroughly to remove any loose compounds and dust Apply one coat plaster primer, Apply two coats finishing paint to achieve complete obliteration FLF-111: CERAMIC TILE Ceramic wall tile (300 x 300mm) splashback		SKR-315: COVED SKIRTING Fully flexible MC17C Set In Coving (150 x 70mm) to ensure a tight radius to prevent dirt collecting in corners and to be of such a radius to prevent cleaning machines striking the curve of the sheeting up the wall	PIN-1000: - MAGNETIC WHITE BOARD 2400X1200MM Magnetic white board fixed to walls with an approved aluminium frame, plugged and screwed to walls with counter sunk brass screws and cupped washers HDR-151: - WALL MOUNTED STAINLESS STEEL HANDRAIL Stainless steel handrail mounted to the wall with swan neck pins in accordance with the Structural Engineers documentation. Handrail to be weathed as necessary to provide a smooth continuum throughout its entire travel BAL-315: - STAINLESS STEEL BALUSTRADE AND HANDRAIL Stainless steel balustrade consisting of support posts and rod infill panels. Handrail to be welded to top of post with connecting pins and to be weathed as necessary to provide a smooth continuum throughout its entire travel. Fix to substrate in accordance with the Structural Engineers documentation. MIR-1200: - MIRROR 1500*2100X6mm Silvered float glass copper backed mirror with 10mm bevelled and polished edges, holed for and fixed with four number chromium plated domed capped mirror screws with rubber buffers to plugs in brickwork or concrete:	CLG-462: ACOUSTIC CEILING 1200 x 600mm Lay-in acoustic biologically absorbable mineral wool ceiling tiles in exposed suspension grid system. The system to be class A and achieve a NRC of 0.90. – White or similar and approved by architect.		DRT-202: SOLID CORE HARDBOARD FACED INTERIOR FLUSH DOOR Solid laminated core tempered hardboard faced flush door factory primed for site decoration. Size, configuration and ironmongery as indicated on the project door/ ironmongery schedule(s). WNA-112: ALUMINIUM HINGED WINDOW SET WITH TOP HUNG OPENING LIGHT Aluminium framed casement window with top hung opening light, aluminium glazing beads and neoprene gaskets. Size, configuration and ironmongery as indicated on the project door/ ironmongery schedule(s).	• Refer to Electrical Engineers details for electrical specifications and & Mechanical Engineers' details and schedule for Mechanical specifications
063	GUARDHOUSE	FLF-111: PORCELAIN TILES 8mm Full bodied large format slip resistant porcelain floor tiles (300 x 300mm) including skirting and all expansion joints, transition strips and trims		SAN-365: - STAINLESS STEEL KITCHEN SINK Single bowl Stainless steel sit on kitchen sink with, water supply fittings, waste and trap to SANS 906	PNT-113: PAINT TO PLASTER WALLS Acrylic matt or vinyl emulsion to SANS 1586 Prepare surface to thoroughly to remove any loose compounds and dust Apply one coat plaster primer, Apply two coats finishing paint to achieve complete obliteration FLF-111: CERAMIC TILE Ceramic wall tile (300 x 300mm) splashback		FLF-111: PORCELAIN TILE Full bodied large format slip resistant porcelain wall tile (300 x 100mm) skirting and all expansion joints, transition strips and trims.	FXT-122: - CABINETS Two compartment melamine faced particle board cabinets with high compact pressure laminate doors with individual numbers and ironmongery as indicated on the design drawings. Carcass and shelving to be interior grade moisture resistant particleboard. Backing to be hardboard fixed to back of unit with screws and glue. Edge strips to match board finish. Do not install the works before the building is weather tight, wet trades have finished their work and the building is well dried out.	CLG-411: CEILING 1200 x 600mm Lay-in vinyl faced gypsum ceiling tiles in powder coated exposed suspension grid system. Ceiling system to include insulation and wall/ ceiling junction trims.		DRA-112: - ALUMINIUM HINGED DOOR SET Aluminium, clip in bead, gasket glazed system incorporating leaf doors with stiffeners and aluminium double door frame. Size, configuration and ironmongery as indicated on the project door/ ironmongery schedule(s). WNA-112: ALUMINIUM HINGED WINDOW SET WITH TOP HUNG OPENING LIGHT Aluminium framed casement window with top hung opening light, aluminium glazing beads and neoprene gaskets. Size, configuration and ironmongery as indicated on the project door/ ironmongery schedule(s). WNA-115: ALUMINIUM SLIDING WINDOW Aluminium framed Fixed /sliding window with, aluminium beads and neoprene gaskets. Size, configuration as indicated on the project window schedule(s).	• Refer to Electrical Engineers details for electrical specifications and & Mechanical Engineers' details and schedule for Mechanical specifications
064	WC 5	FLF-111: PORCELAIN TILES 8mm Full bodied large format slip resistant porcelain floor tiles (300 x 300mm) including skirting and all expansion joints, transition strips and trims		SAN-166: White vitreous china floor mounted WC pan including matching seat and cover and bracketry to complete the installation. WC to SANS 497. Water supply to be flush valve/ concealed cistern/ wall mounted cistern. Disabled restroom to comply with the requirements of SANS 10400 Part S.	FLF-111: CERAMIC TILES Ceramic wall tiles (300 x 300mm) including skirting and all expansion joints, transition strips and trims		FLF-111: CERAMIC TILE Ceramic wall tile (300 x 100mm) skirting and all expansion joints, transition strips and trims.	N/A	CLG-411: VINYL FACED CEILING 1200 x 600mm Lay-in vinyl faced gypsum ceiling tiles in powder coated exposed suspension grid system. Ceiling system to include insulation and wall/ ceiling junction trims.		ZE	• Refer to Electrical Engineers details for electrical specifications and & Mechanical Engineers' details and schedule for Mechanical specifications

No.	Date	Amendment	Issued to

GENERAL NOTES

1. All drawings to read to be read in conjunction with Engineers Drawings
2. Contractor to report any discrepancies or contradiction to the architect immediately.
3. No drawings are to be scaled.
4. All brickwork is to be set out using a profile marked at 85 mm c/c & 128 mm c/c for maxi bricks
5. The contractor must have a full set of dwg's on site during construction.
6. All dimensions as indicated on plan are to be set out on a level horizontal plane.
7. The contractor is to build in SABS approved DPC's whether or not these are shown on drawings, to all external walls at each floor, beam or parapet level and to all windows, doors, grilles or other openings in external

SANS 10400 NOTES:

1. All work to comply with SANS 10400 standards and specifications
2. Structural design to Engineer's specification and complies with parts H, J, K, L, M or N of SANS 10400
3. All dimensions of rooms and spaces to comply with SANS 10400- C
4. All sanitary facilities comply with SANS 10400-F
5. All roof gutters and down pipes to comply with SANS 10400- R
6. All glazing to comply with part N of SANS 10400
7. Safety glass to be used within 300mm of FFL to comply with SANS 10400-N regulations
8. All drainage subject to an agreement certificate and to comply with SANS 10400-P
9. All disposal of storm water to comply with SANS 10400-R
10. Facilities for disabled persons are provided and are in accordance to SANS 10400-S

WMS number: 070638

page type: A0

HEALTH DEPARTMENT SIGNATURES

FACILITY	
FACILITY CEO	
FACILITY MANAGER	
DISTRICT MANAGER	
DOH PROJECT LEADER	

Checked by (Professional Consultant)

Name

2022/10/27 15:26:36

Signature | Date

consultant

15 The Boulevard
Westway Office Park,
Westville,
Durban, 3630
Tel. 031 265 0444
email. george@ukuza.co.za

UKUZA CONSULTING (PTY) LTD

ARCHITECTURE

public works
Department:
Public Works
PROVINCE OF KWAZULU-NATAL

health
Department:
Health
PROVINCE OF KWAZULU-NATAL

Project

PROPOSED NEW ORTHOTIC AND PROSTHETICS CENTRE ON THANDUYISE DRIVE, ERF 1241, NGWELEZANE HOSPITAL, NGWELEZANE A, EMPANGENI, KWAZULU NATAL PROVINCE

Drawing title

FINISHES SCHEDULE (Sheet 5 of 5)

Project Stage

070638 - STAGE 4-TENDER

Drawn: gck | Date: 2022/10/27 15:26:36

scale

drawing number

070638 DOH - A- 8004 - 0

Drawing Number ID

070638	= WIMS no
DOH	= Department
A	= Consultant Discipline
0000	= Drawing No
0	= Revision No

ANNEXURE D - DRAWINGS

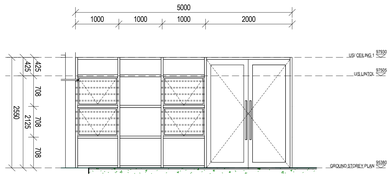

D1
Scale: 1 : 50

DOOR TYPE	D1 (Admin Entrance)
NO. REQ.	1
	RIGHT HAND / LEFT HAND
DESCRIPTION	Purpose made double Aluminium door to suit opening size 5000 x 2550mm high, suitable for coastal conditions complying with AAAMSA performance criteria A2, able to meet the mechanical performance requirements of SANS 613 for wind loads of up to 1500Pa, with surfaces to receive 60-80 um powder coating supplied by manufacturer complying with SANS 1578 and applied in accordance with SANS 1796 by an approved applicator, **glazing shall be executed strictly in conformance with glass manufacturer's recommendations and SANS 10137:2011 all in accordance with SANS 10400 Parts B, N, XA.** Plugged and screwed to brickwork according to manufacturer's specifications
FINISH	Natural anodized aluminium finish
GLAZING	6.38mm Laminated Safety glass
SECURITY	20mm hollow aluminium tube at 150mm centres pop riverted to aluminium frame to all opening sections
FRAME DESCRIPTION	Natural anodized Aluminium door frame and side light to suit opening size 5000 x 2550mm , suitable for coastal conditions complying with AAAMSA performance criteria A2.
FRAME FINISH	Natural anodized aluminium finish
IRONMONGERY	• DC500 CAM Action Closer EN 1-4 SIL • Door closer mounting plate - DCA 140-40 • 180AS/MD Flush bolt • 8852sc Dustproof strike • 2x185C Double Cylinder profile KD SC • 5206BBSS Pull handle 200mm cc • PZ -05ss Escutcheons • SP-DFM-Hinge • CR93x85mm SS Roller catch & deadbolt lock
REMARKS	Frames to be stored away from moisture on site and protected from paint and mortar once built into the works

DRAWING TITLE: DOOR SCHEDULE (Sheet 1 of 2)
PROJECT TITLE: PROPOSED NEW ORTHOTIC AND PROSTHETICS CENTRE ON THANDUYISE DRIVE, ERF 1241, NGWELEZANE HOSPITAL, NGWELEZANE A, EMPANGENI, KWAZULU NATAL PROVINCE
PROJECT NUMBER: 070638 | REV NO. | SCALE: 1 : 50
DRAWING NUMBER: DOH - A- 8050 - 0 | DRAWN: gck | DATE: 04/08/21

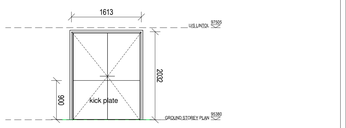

D2
Scale: 1 : 50

DOOR TYPE	D2
NO. REQ.	1 (passage 1)
	RIGHT HAND / LEFT HAND
DESCRIPTION	44 x 1613 x 2 032mm high approved Internal Class B Fire resistant door set with a fire rating as described in SANS 1253. Doors and frames to be labelled, indicating manufacturers name, fire rating, reference no. and year of manufacture. Intumescent fire and smoke seals to suit fire ratings as required.
FINISH	One coat wood primer, two finishing coats of Velvaglo or similar approved, sanding lightly between coats.
GLAZING	6.38mm Laminated Safety glass (to side lights)
SECURITY	N/A
FRAME DESCRIPTION	As per manufacturer
FRAME FINISH	One coat wood primer, two finishing coats of Velvaglo or similar approved, sanding lightly between coats.
IRONMONGERY	
REMARKS	Frames to be stored away from moisture on site and protected from paint and mortar once built into the works

DRAWING TITLE: DOOR SCHEDULE (Sheet 1 of 2)
PROJECT TITLE: PROPOSED NEW ORTHOTIC AND PROSTHETICS CENTRE ON THANDUYISE DRIVE, ERF 1241, NGWELEZANE HOSPITAL, NGWELEZANE A, EMPANGENI, KWAZULU NATAL PROVINCE
PROJECT NUMBER: 070638 | REV NO. | SCALE: 1 : 50
DRAWING NUMBER: DOH - A- 8050 - 0 | DRAWN: gck | DATE: 04/08/21

D3
Scale: 1 : 50

DOOR TYPE	D3
NO. REQ.	3 (Assessment rooms)
	RIGHT HAND / LEFT HAND
DESCRIPTION	44 x 1613 x 2032 mm Solid laminated core veneered plywood faced flush doors with viewing panel swinging in both directions for site decoration, with meeting stiles bull nosed wrapped with stainless steel cladding around. **glazing shall be executed strictly in conformance with glass manufacturer's recommendations and SANS 10137:2011 all in accordance with SANS 10400 Parts B, N, XA.** Plugged and screwed to brickwork according to manufacturer's specifications
FINISH	One coat wood primer, two finishing coats of Velvaglo or similar approved, sanding lightly between coats.
GLAZING	6.38mm clear laminated safety glass with hardwood glazing beads
SECURITY	N/A
FRAME DESCRIPTION	1,6mm thick Double/ single rebated pressed steel door frame to suit the wall width 1000 and height 2125 and to SANS 1129. Frame to have mitred top corners, joints seam welded supplied with corner stiffeners in the reveals on the inside. Frame to have lugs for building in and be factory primed for site decoration. Interior of door frame to be filled with mortar when installed.
FRAME FINISH	One coat wood primer, two finishing coats of Velvaglo or similar approved, sanding lightly between coats.
IRONMONGERY	• DC300 R&P CLOSER EN 3-6 SIL • 8852SC Dustproof strike • 8052-150SC Flushbolt 150mm SC • SS5D66L-05SS Dove pull handle on back plate LH Profile - 152x152mm Plate • SS5D56RSSS Dove pull handle on back plate RH Profile - 152x152mm Plate • SS5D66-06SS Dove pull handle on back plate Blank - 152x152mm Plate • JH-BB-STD-2-SS (SS 2BB Butt hinge EN1935GRD12-Pair) • SS5089-200W Kick plate 200x800mm Works • 2915SC Rebate set - Satin Chrome - For 2115 & 2215 lock
REMARKS	Frames to be stored away from moisture on site and protected from paint and mortar once built into the works

DRAWING TITLE: DOOR SCHEDULE (Sheet 1 of 2)
PROJECT TITLE: PROPOSED NEW ORTHOTIC AND PROSTHETICS CENTRE ON THANDUYISE DRIVE, ERF 1241, NGWELEZANE HOSPITAL, NGWELEZANE A, EMPANGENI, KWAZULU NATAL PROVINCE
PROJECT NUMBER: 070638 | REV NO. | SCALE: 1 : 50
DRAWING NUMBER: DOH - A- 8050 - 0 | DRAWN: gck | DATE: 04/08/21

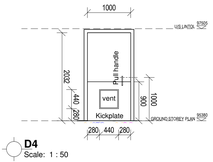

D4
Scale: 1 : 50

DOOR TYPE	D4
NO. REQ.	6 (Gents /Ladies Ablutions)
	RIGHT HAND / LEFT HAND
DESCRIPTION	44 x 1000 x 2032 mm Solid laminated core veneered plywood faced flush door for site decoration and hardwood edge strips all round. 400x400mm aluminium louvre installed as shown
FINISH	One coat wood primer, two finishing coats of Velvaglo or similar approved, sanding lightly between coats.
GLAZING	N/A
SECURITY	N/A
FRAME DESCRIPTION	1,6mm thick Double/ single rebated pressed steel door frame to suit the wall width 1000 and height 2125 and to SANS 1129. Frame to have mitred top corners, joints seam welded supplied with corner stiffeners in the reveals on the inside. Frame to have lugs for building in and be factory primed for site decoration. Interior of door frame to be filled with mortar when installed.
FRAME FINISH	One coat wood primer, two finishing coats of Velvaglo or similar approved, sanding lightly between coats.
IRONMONGERY	• DC300 R&P CLOSER EN 3-6 SIL • SS5D66-06SS (SS Dove pull handle on back plate blank - 152x152mm plate) • JH-BB-STD-2-SS (SS BB Butt hinge EN1935GRD13 - Pairs) • SS5089-200W Kick plate 200x800mm Works • 99022SS 82mm Wall projection Door stop
REMARKS	Frames to be stored away from moisture on site and protected from paint and mortar once built into the works

DRAWING TITLE: DOOR SCHEDULE (Sheet 1 of 2)
PROJECT TITLE: PROPOSED NEW ORTHOTIC AND PROSTHETICS CENTRE ON THANDUYISE DRIVE, ERF 1241, NGWELEZANE HOSPITAL, NGWELEZANE A, EMPANGENI, KWAZULU NATAL PROVINCE
PROJECT NUMBER: 070638 | REV NO. | SCALE: 1 : 50
DRAWING NUMBER: DOH - A- 8050 - 0 | DRAWN: gck | DATE: 04/08/21

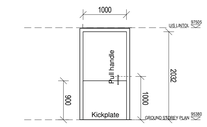

D5
Scale: 1 : 50

DOOR TYPE	D5
NO. REQ.	8 (Par)
	RIGHT HAND / LEFT HAND
DESCRIPTION	44 x 1000 x 2032 mm Solid laminated core veneered plywood faced flush door for site decoration and hardwood edge strips all round
FINISH	One coat wood primer, two finishing coats of Velvaglo or similar approved, sanding lightly between coats.
GLAZING	N/A
SECURITY	N/A
FRAME DESCRIPTION	1,6mm thick Double/ single rebated pressed steel door frame to suit the wall width 1000 and height 2125 and to SANS 1129. Frame to have mitred top corners, joints seam welded supplied with corner stiffeners in the reveals on the inside. Frame to have lugs for building in and be factory primed for site decoration. Interior of door frame to be filled with mortar when installed.
FRAME FINISH	One coat wood primer, two finishing coats of Velvaglo or similar approved, sanding lightly between coats.
IRONMONGERY	• DCA120-40 Straight Mounting Plate for Door Closer • DC3000DA R&P CLOSER EN 3-6 DA SIL • PHD-CF-300-22SS (SS BT Handle with flange Fixing - 300mm centres, 22mm diameter) • JH-BB-STD-2-SS, (SS 2BB Butt hinge EN1935GRD 13 - Pair) • SS5066-06SSE14 Paraplegic toilet sign • 37651AS Paraplegic Facility Indicator Bolt AS
REMARKS	Frames to be stored away from moisture on site and protected from paint and mortar once built into the works

DRAWING TITLE: DOOR SCHEDULE (Sheet 1 of 2)
PROJECT TITLE: PROPOSED NEW ORTHOTIC AND PROSTHETICS CENTRE ON THANDUYISE DRIVE, ERF 1241, NGWELEZANE HOSPITAL, NGWELEZANE A, EMPANGENI, KWAZULU NATAL PROVINCE
PROJECT NUMBER: 070638 | REV NO. | SCALE: 1 : 50
DRAWING NUMBER: DOH - A- 8050 - 0 | DRAWN: gck | DATE: 04/08/21

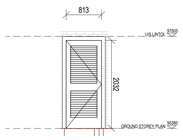

D6
Scale: 1 : 50

DOOR TYPE	D1 (Ducts)
NO. REQ.	6
	RIGHT HAND / LEFT HAND
DESCRIPTION	Purpose made Aluminium Louvre door to suit opening size 830 x 2125mm high, suitable for coastal conditions complying with AAAMSA performance criteria A2, able to meet the mechanical performance requirements of SANS 613 for wind loads of up to 1500Pa, with surfaces to receive 60-80 um powder coating supplied by manufacturer complying with SANS 1578 and applied in accordance with SANS 1796 by an approved applicator, glazing shall be executed strictly in conformance with glass manufacturer's recommendations and SANS 10137:2011 all in accordance with SANS 10400 Parts B, N, XA. Plugged and screwed to brickwork according to manufacturer's specifications
FINISH	Natural anodized aluminium finish
GLAZING	N/A
SECURITY	N/A
FRAME DESCRIPTION	Natural anodized Aluminium door frame to suit opening size 900 x 2125mm , suitable for coastal conditions complying with AAAMSA performance criteria A2.
FRAME FINISH	Natural anodized aluminium finish
IRONMONGERY	• 2x205C Single Cylinder Profile KD SC • SS5305-05SS Escutcheon on Rose Profile (pairs) • PHD-BT-150-225S (SS BT Pull handle 150mm centres 22mm diameter • SP-DFM-Hinge • L-2115-78SS Euro Cylinder Deadlock - SS • ARC1182SS Roller Catch SS
REMARKS	Frames to be stored away from moisture on site and protected from paint and mortar once built into the works

DRAWING TITLE: DOOR SCHEDULE (Sheet 1 of 2)
PROJECT TITLE: PROPOSED NEW ORTHOTIC AND PROSTHETICS CENTRE ON THANDUYISE DRIVE, ERF 1241, NGWELEZANE HOSPITAL, NGWELEZANE A, EMPANGENI, KWAZULU NATAL PROVINCE
PROJECT NUMBER: 070638 | REV NO. | SCALE: 1 : 50
DRAWING NUMBER: DOH - A- 8050 - 0 | DRAWN: gck | DATE: 04/08/21

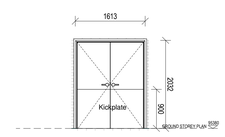

D7
Scale: 1 : 50

DOOR TYPE	D7
NO. REQ.	4 (passages 1-4)
	RIGHT HAND / LEFT HAND
DESCRIPTION	44 x 1613 x 2 032mm high approved External Class B Fire resistant door set with a fire rating as described in SANS 1253. Doors and frames to be labelled, indicating manufacturers name, fire rating, reference no. and year of manufacture. Intumescent fire and smoke seals to suit fire ratings as scheduled.
FINISH	One coat wood primer, two finishing coats of Velvaglo or similar approved, sanding lightly between coats.
GLAZING	N/A
SECURITY	N/A
FRAME DESCRIPTION	As per manufacturer
FRAME FINISH	One coat wood primer, two finishing coats of Velvaglo or similar approved, sanding lightly between coats.
IRONMONGERY	• FD461-DC500 Mech Coordination Double Door SIL EN 1-4 • J-882-SIL Single panic Bolt Push Bar 900mm • SP-DFM-Hinge by door manufacturer
REMARKS	Frames to be stored away from moisture on site and protected from paint and mortar once built into the works

DRAWING TITLE: DOOR SCHEDULE (Sheet 1 of 2)
PROJECT TITLE: PROPOSED NEW ORTHOTIC AND PROSTHETICS CENTRE ON THANDUYISE DRIVE, ERF 1241, NGWELEZANE HOSPITAL, NGWELEZANE A, EMPANGENI, KWAZULU NATAL PROVINCE
PROJECT NUMBER: 070638 | REV NO. | SCALE: 1 : 50
DRAWING NUMBER: DOH - A- 8050 - 0 | DRAWN: gck | DATE: 04/08/21

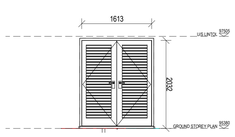

D8
Scale: 1 : 50

DOOR TYPE	D8 (FHR cubicles - interior)
NO. REQ.	4
	RIGHT HAND / LEFT HAND
DESCRIPTION	Purpose made double Aluminium Louvre door to suit opening size 1700 x 2125mm high, suitable for coastal conditions complying with AAAMSA performance criteria A2, able to meet the mechanical performance requirements of SANS 613 for wind loads of up to 1500Pa, with surfaces to receive 60-80 um powder coating supplied by manufacturer complying with SANS 1578 and applied in accordance with SANS 1796 by an approved applicator, glazing shall be executed strictly in conformance with glass manufacturer's recommendations and SANS 10137:2011 all in accordance with SANS 10400 Parts B, N, XA. Plugged and screwed to brickwork according to manufacturer's specifications
FINISH	Natural anodized aluminium finish
GLAZING	N/A
SECURITY	N/A
FRAME DESCRIPTION	Natural anodized Aluminium door frame to suit opening size 1700 x 2125mm , suitable for coastal conditions complying with AAAMSA performance criteria A2.
FRAME FINISH	Natural anodized aluminium finish
IRONMONGERY	As per Imromongery schedule elsewhere
REMARKS	Frames to be stored away from moisture on site and protected from paint and mortar once built into the works

DRAWING TITLE: DOOR SCHEDULE (Sheet 1 of 2)
PROJECT TITLE: PROPOSED NEW ORTHOTIC AND PROSTHETICS CENTRE ON THANDUYISE DRIVE, ERF 1241, NGWELEZANE HOSPITAL, NGWELEZANE A, EMPANGENI, KWAZULU NATAL PROVINCE
PROJECT NUMBER: 070638 | REV NO. | SCALE: 1 : 50
DRAWING NUMBER: DOH - A- 8050 - 0 | DRAWN: gck | DATE: 04/08/21

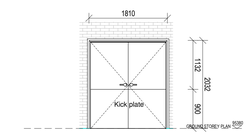

D9
Scale: 1 : 50

DOOR TYPE	D9
NO. REQ.	1 (Flammable store)
	RIGHT HAND / LEFT HAND
DESCRIPTION	44 x 1810 x 2 032mm high approved External Class B Fire resistant door set with a fire rating as described in SANS 1253. Doors and frames to be labelled, indicating manufacturers name, fire rating, reference no. and year of manufacture. Intumescent fire and smoke seals to suit fire ratings as scheduled.
FINISH	One coat wood primer, two finishing coats of Velvaglo or similar approved, sanding lightly between coats.
GLAZING	N/A
SECURITY	N/A
FRAME DESCRIPTION	As per manufacturer
FRAME FINISH	One coat wood primer, two finishing coats of Velvaglo or similar approved, sanding lightly between coats.
IRONMONGERY	• DC300 R&P CLOSER EN 3-6 SIL • 8852SC Dust Proof Strike • 8052-150SC Flush bolt 150mm SC • 2 x198SC Double Cylinder Profile KD SC • SS5305-05SS Escutcheon on Rose Profile - pairs • PHD-BB-225-22SS (SS BTB Pull handle - 225mm Centres 22MM Diameter) • SP-DFM-Hinge by manufacturer • SS5089-200W kick plate 200x800mm Works •
REMARKS	Frames to be stored away from moisture on site and protected from paint and mortar once built into the works

DRAWING TITLE: DOOR SCHEDULE (Sheet 1 of 2)
PROJECT TITLE: PROPOSED NEW ORTHOTIC AND PROSTHETICS CENTRE ON THANDUYISE DRIVE, ERF 1241, NGWELEZANE HOSPITAL, NGWELEZANE A, EMPANGENI, KWAZULU NATAL PROVINCE
PROJECT NUMBER: 070638 | REV NO. | SCALE: 1 : 50
DRAWING NUMBER: DOH - A- 8050 - 0 | DRAWN: gck | DATE: 04/08/21

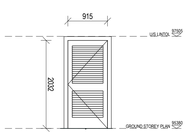

D10
Scale: 1 : 50

DOOR TYPE	D10 (FHR Cubicle - Exterior)
NO. REQ.	1
	RIGHT HAND / LEFT HAND
DESCRIPTION	Purpose made Aluminium Louvre door to suit opening size 830 x 2125mm high, suitable for coastal conditions complying with AAAMSA performance criteria A2, able to meet the mechanical performance requirements of SANS 613 for wind loads of up to 1500Pa, with surfaces to receive 60-80 um powder coating supplied by manufacturer complying with SANS 1578 and applied in accordance with SANS 1796 by an approved applicator, glazing shall be executed strictly in conformance with glass manufacturer's recommendations and SANS 10137:2011 all in accordance with SANS 10400 Parts B, N, XA. Plugged and screwed to brickwork according to manufacturer's specifications
FINISH	Natural anodized aluminium finish
GLAZING	N/A
SECURITY	N/A
FRAME DESCRIPTION	Natural anodized Aluminium door frame to suit opening size 900 x 2125mm , suitable for coastal conditions complying with AAAMSA performance criteria A2.
FRAME FINISH	Natural anodized aluminium finish
IRONMONGERY	As per Imromongery schedule elsewhere
REMARKS	Frames to be stored away from moisture on site and protected from paint and mortar once built into the works

DRAWING TITLE: DOOR SCHEDULE (Sheet 1 of 2)
PROJECT TITLE: PROPOSED NEW ORTHOTIC AND PROSTHETICS CENTRE ON THANDUYISE DRIVE, ERF 1241, NGWELEZANE HOSPITAL, NGWELEZANE A, EMPANGENI, KWAZULU NATAL PROVINCE
PROJECT NUMBER: 070638 | REV NO. | SCALE: 1 : 50
DRAWING NUMBER: DOH - A- 8050 - 0 | DRAWN: gck | DATE: 04/08/21

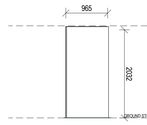

D11
Scale: 1 : 50

DOOR TYPE	D11
NO. REQ.	4 (Showers)
	RIGHT HAND / LEFT HAND
DESCRIPTION	965x2032x8mm frosted /sandblasted toughened safety glass door to suit shower opening
FINISH	Obscure glass
GLAZING	8mm thick obscure toughened safety glass
SECURITY	N/A
FRAME DESCRIPTION	
FRAME FINISH	
IRONMONGERY	• Dorma or Similar Tensor double action hinge fixed directly onto masonry wall • Oscar knobs
REMARKS	Frames to be stored away from moisture on site and protected from paint and mortar once built into the works

DRAWING TITLE: DOOR SCHEDULE (Sheet 1 of 2)
PROJECT TITLE: PROPOSED NEW ORTHOTIC AND PROSTHETICS CENTRE ON THANDUYISE DRIVE, ERF 1241, NGWELEZANE HOSPITAL, NGWELEZANE A, EMPANGENI, KWAZULU NATAL PROVINCE
PROJECT NUMBER: 070638 | REV NO. | SCALE: 1 : 50
DRAWING NUMBER: DOH - A- 8050 - 0 | DRAWN: gck | DATE: 04/08/21

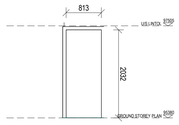

D12
Scale: 1 : 50

DOOR TYPE	D12
NO. REQ.	4 (Gents /Ladies Ablutions/ guard house)
	RIGHT HAND / LEFT HAND
DESCRIPTION	44 x 813 x 2032 mm high approved interior quality solid core door, with veneer suitable for painting both sides and hardwood edge strips all round.
FINISH	
GLAZING	N/A
SECURITY	N/A
FRAME DESCRIPTION	1,6mm thick Double/ single rebated pressed steel door frame to suit the wall width 1000 and height 2125 and to SANS 1129. Frame to have mitred top corners, joints seam welded supplied with corner stiffeners in the reveals on the inside. Frame to have lugs for building in and be factory primed for site decoration. Interior of door frame to be filled with mortar when installed. Rebates to be 45mm where required to accommodate the door thickness and the stainless steel plates and returns.
FRAME FINISH	One coat wood primer, two finishing coats of Velvaglo or similar approved, sanding lightly between coats.
IRONMONGERY	• SS5004-73SS Escutcheon on Rose • PHD-BB-150-22SS (SS BTB Pull handle - 150mm centres 22mm diameter • JH-BB-STD-2-SS (SS-2BB Butt Hinge EN1935GRD13 - Pair) • SS2016SS Bathroom dead bolt - SS • 99022SS 82mm Wall projection Door stop
REMARKS	Frames to be stored away from moisture on site and protected from paint and mortar once built into the works

DRAWING TITLE: DOOR SCHEDULE (Sheet 1 of 2)
PROJECT TITLE: PROPOSED NEW ORTHOTIC AND PROSTHETICS CENTRE ON THANDUYISE DRIVE, ERF 1241, NGWELEZANE HOSPITAL, NGWELEZANE A, EMPANGENI, KWAZULU NATAL PROVINCE
PROJECT NUMBER: 070638 | REV NO. | SCALE: 1 : 50
DRAWING NUMBER: DOH - A- 8050 - 0 | DRAWN: gck | DATE: 04/08/21

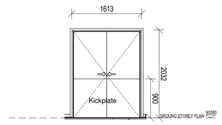

D13
Scale: 1 : 50

DOOR TYPE	D13
NO. REQ.	3 (Workshop /machine room /SCM)
	RIGHT HAND / LEFT HAND
DESCRIPTION	44 x 1613 x 2032 mm high Solid laminated core veneered plywood faced flush doors swinging in one direction with veneer suitable for painting both sides and hardwood edge strips all round
FINISH	One coat wood primer, two finishing coats of Velvaglo or similar approved, sanding lightly between coats.
GLAZING	N/A
SECURITY	N/A
FRAME DESCRIPTION	1,6mm thick Double/ single rebated pressed steel door frame to suit the wall width 1000 and height 2125 and to SANS 1129. Frame to have mitred top corners, joints seam welded supplied with corner stiffeners in the reveals on the inside. Frame to have lugs for building in and be factory primed for site decoration. Interior of door frame to be filled with mortar when installed. Rebates to be 45mm where required to accommodate the door thickness and the stainless steel plates and returns.
FRAME FINISH	One coat wood primer, two finishing coats of Velvaglo or similar approved, sanding lightly between coats.
IRONMONGERY	Ironmongery as per Ironmongery schedule
REMARKS	Frames to be stored away from moisture on site and protected from paint and mortar once built into the works

DRAWING TITLE: DOOR SCHEDULE (Sheet 1 of 2)
PROJECT TITLE: PROPOSED NEW ORTHOTIC AND PROSTHETICS CENTRE ON THANDUYISE DRIVE, ERF 1241, NGWELEZANE HOSPITAL, NGWELEZANE A, EMPANGENI, KWAZULU NATAL PROVINCE
PROJECT NUMBER: 070638 | REV NO. | SCALE: 1 : 50
DRAWING NUMBER: DOH - A- 8050 - 0 | DRAWN: gck | DATE: 04/08/21

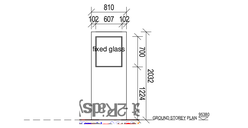

D14
Scale: 1 : 50

DOOR TYPE	D14
NO. REQ.	2 (SCM Office/ Workshop Office)
	RIGHT HAND / LEFT HAND
DESCRIPTION	44 x 813 x 2032 mm Solid laminated core veneered plywood faced flush doors with viewing panel swinging in one direction for site decoration. **glazing shall be executed strictly in conformance with glass manufacturer's recommendations and SANS 10137:2011 all in accordance with SANS 10400 Parts B, N, XA.** Plugged and screwed to brickwork according to manufacturer's specifications
FINISH	One coat wood primer, two finishing coats of Velvaglo or similar approved, sanding lightly between coats.
GLAZING	6.38mm clear laminated safety glass with hardwood glazing beads
SECURITY	N/A
FRAME DESCRIPTION	1,6mm thick Double rebated pressed steel door frame to suit the wall width 1000 and height 2125 and to SANS 1129. Frame to have mitred top corners, joints seam welded supplied with corner stiffeners in the reveals on the inside. Frame to have lugs for building in and be factory primed for site decoration. Interior of door frame to be filled with mortar when installed. Rebates to be 45mm where required to accommodate the door thickness and the stainless steel plates and returns.
FRAME FINISH	One coat wood primer, two finishing coats of or similar approved, sanding lightly between coats.
IRONMONGERY	• 2x199SC Knob Cylinder Profile KD SC • SS5D66L-05SS (SS Dove Pull handle on back plate RH Profile - 152x152mm plate) • SP-DFM-Hinge by manufacturer • L-2115-78SS Euro Cylinder Deadlock SS • ARC1182SS Roller catch SS • 99022SS 82mm Wall projection Door stop
REMARKS	Frames to be stored away from moisture on site and protected from paint and mortar once built into the works

DRAWING TITLE: DOOR SCHEDULE (Sheet 1 of 2)
PROJECT TITLE: PROPOSED NEW ORTHOTIC AND PROSTHETICS CENTRE ON THANDUYISE DRIVE, ERF 1241, NGWELEZANE HOSPITAL, NGWELEZANE A, EMPANGENI, KWAZULU NATAL PROVINCE
PROJECT NUMBER: 070638 | REV NO. | SCALE: 1 : 50
DRAWING NUMBER: DOH - A- 8050 - 0 | DRAWN: gck | DATE:

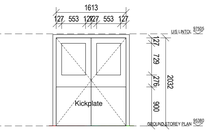

D15
Scale: 1 : 50

DOOR TYPE	D15
NO. REQ.	2 (POP & laminating rooms)
	RIGHT HAND / LEFT HAND
DESCRIPTION	44 x 1613 x 2032 mm high approved interior quality solid core door, with viewing window as shown, with rebated meeting stiles, with veneer suitable for painting both sides and hardwood edge strips all round. **glazing shall be executed strictly in conformance with glass manufacturer's recommendations and SANS 10137:2011 all in accordance with SANS 10400 Parts B, N, XA.** Plugged and screwed to brickwork according to manufacturer's specifications
FINISH	One coat wood primer, two finishing coats of Velvaglo or similar approved, sanding lightly between coats.
GLAZING	6.38mm clear shutter proof glass with hardwood glazing beads
SECURITY	N/A
FRAME DESCRIPTION	1,6mm thick Double/ single rebated pressed steel door frame to suit the wall width 1000 and height 2125 and to SANS 1129. Frame to have mitred top corners, joints seam welded supplied with corner stiffeners in the reveals on the inside. Frame to have lugs for building in and be factory primed for site decoration. Interior of door frame to be filled with mortar when installed. Rebates to be 45mm where required to accommodate the door thickness and the stainless steel plates and returns.
FRAME FINISH	One coat wood primer, two finishing coats of Velvaglo or similar approved, sanding lightly between coats.
IRONMONGERY	• DC300 R&P CLOSER EN 3 - 6 SIL • 8852SC Dust proof strike • 8052-150SC Flush bolt 150mm SC • 2x199SC Knob Cylinder Profile KD SC • SS5305-05SS Escutcheon on Rose Profile - pairs • PHD-BT-225-22SS (SS BT Pull handle - 225mm centres 22mm diameter • JH-BB-STD-2-SS (SS 2BB Butt hinge EN1935GRD13 - Pairs • SS5089-200W Kickplate 200x800 Works • SS5023-06-228W (152X228mm SS Push plate Blank • SS5023-06-228W (152X228mm SS Push plate LH - Euro cylinder • 2915 Rebate set SC for 2115 &2215 Lock
REMARKS	Frames to be stored away from moisture on site and protected from paint and mortar once built into the works

DRAWING TITLE: DOOR SCHEDULE (Sheet 1 of 2)
PROJECT TITLE: PROPOSED NEW ORTHOTIC AND PROSTHETICS CENTRE ON THANDUYISE DRIVE, ERF 1241, NGWELEZANE HOSPITAL, NGWELEZANE A, EMPANGENI, KWAZULU NATAL PROVINCE
PROJECT NUMBER: 070638 | REV NO. | SCALE: 1 : 50
DRAWING NUMBER: DOH - A- 8050 - 0 | DRAWN: gck | DATE: 04/08/21

No.	Date	Amendment	D.P.W

LOCAL MUNICIPALITY STAMPS

WMS number: 070638 | page type: A0

HEALTH DEPARTMENT SIGNATURES

FACILITY	
FACILITY CEO	
FACILITY MANAGER	
DISTRICT MANAGER	
DOH PROJECT LEADER	

Checked by (Professional Consultant)
Name
2022/10/27 15:26:39
Signature | Date

consultant
15 The Boulevard
Westway Office Park,
Westville,
Durban, 3630
Tel. 031 265 0444
email. george@ukuza.co.za
UKUZA CONSULTING (PTY) LTD

ARCHITECTURE
public works
Department:
Public Works
PROVINCE OF KWAZULU-NATAL

health
Department:
Health
PROVINCE OF KWAZULU-NATAL

Project
PROPOSED NEW ORTHOTIC AND PROSTHETICS CENTRE ON THANDUYISE DRIVE, ERF 1241, NGWELEZANE HOSPITAL, NGWELEZANE A, EMPANGENI, KWAZULU NATAL PROVINCE

DOOR SCHEDULE (Sheet 1 of 2)

Project Stage: 070638 - STAGE 4:TENDER

Drawn	gck	Date
scale	1 : 50	2022/10/27 15:26:39
drawing number	070638 DOH - A- 8050 - 0	

Drawing Number ID

070638 = WIMS no
DOH = Department
A = Consultant Discipline
0000 = Drawing No
0 = Revision No

ANNEXURE D - DRAWINGS

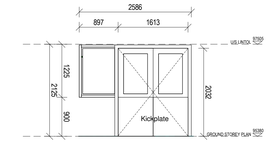

D16
Scale: 1 : 50

DOOR TYPE	D16
NO. REQ.	3 (Oven/ Spray & Welding rooms)
	RIGHT HAND / LEFT HAND
DESCRIPTION	Class E120, 44 x 1613 x 2032 mm high fire door with viewing panel and side panel as indicated supplied by Rocklite or similar approved, **glazing shall be executed strictly in conformance with glass manufacturer's recommendations and SANS 10137:2011 all in accordance with SANS 10400 Parts B, N, XA.**
FINISH	One coat wood primer, two finishing coats of Velvaglo or similar approved, sanding lightly between coats.
GLAZING	**6mm PRYAN S glass as per door supplier**
SECURITY	N/A
FRAME DESCRIPTION	As supplied by manufacturer
FRAME FINISH	Galvanized steel
IRONMONGERY	Ironmongery as per Ironmongery schedule
REMARKS	Frames to be stored away from moisture on site and protected from paint and mortar once built into the works

DRAWING TITLE: DOOR SCHEDULE (Sheet 2 of 2)
PROJECT TITLE: PROPOSED NEW ORTHOTIC AND PROSTHETICS CENTRE ON THANDUYISE DRIVE, ERF 1241, NGWELEZANE HOSPITAL, NGWELEZANE A, EMPANGENI, KWAZULU NATAL PROVINCE

PROJECT NUMBER	REV NO.		SCALE
070638			1 : 50
DRAWING NUMBER	DRAWN		DATE
DOH - A- 8051 - 0	gck		04/08/21

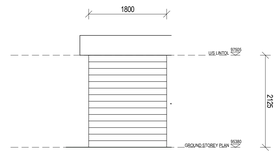

D17
Scale: 1 : 50

DOOR TYPE	D17
NO. REQ.	1 (SCM)
	RIGHT HAND / LEFT HAND
DESCRIPTION	Type C (120minutes) 1800 x 2125 mm high approved industrial roller shutter fire door as per manufacturer's details. Door to include a wicket gate
FINISH	Galvanized steel
GLAZING	N/A
SECURITY	N/A
FRAME DESCRIPTION	As per manufacturer
FRAME FINISH	As per mnufacturer
IRONMONGERY	Ironmongery as per Ironmongery schedule
REMARKS	Frames to be stored away from moisture on site and protected from paint and mortar once built into the works

DRAWING TITLE: DOOR SCHEDULE (Sheet 2 of 2)
PROJECT TITLE: PROPOSED NEW ORTHOTIC AND PROSTHETICS CENTRE ON THANDUYISE DRIVE, ERF 1241, NGWELEZANE HOSPITAL, NGWELEZANE A, EMPANGENI, KWAZULU NATAL PROVINCE

PROJECT NUMBER	REV NO.		SCALE
070638			1 : 50
DRAWING NUMBER	DRAWN		DATE
DOH - A- 8051 - 0	gck		04/08/21

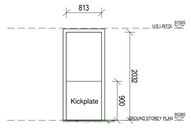

D18
Scale: 1 : 50

DOOR TYPE	D18
NO. REQ.	1 Staff rest room
	RIGHT HAND / LEFT HAND
DESCRIPTION	44 x 813 x 2032 mm high approved interior quality semi solid flush panel door, with veneer suitable for painting both sides and hardwood edge strips all round
FINISH	One coat wood primer, two finishing coats of Velvaglo or similar approved, sanding lightly between coats.
GLAZING	N/A
SECURITY	N/A
FRAME DESCRIPTION	1,6mm thick Double/ single rebated pressed steel door frame to suit the wall width 900 and height 2125 and to SANS 1129. Frame to have mitred top corners, joints seam welded supplied with corner stiffeners in the reveals on the inside. Frame to have lugs for building in and be factory primed for site decoration. Interior of door frame to be filled with mortar when installed.
FRAME FINISH	Premium Quality Satin Finish Non Drip Waterbased Enamel
IRONMONGERY	• DC300 R&P CLOSER EN 3 - 6 SIL • 2X18SC Double Cylinder Profile KD SC • SS5D66L-05SS (SS Dove Pull Handle on Back plate LH Profile - 152x152mm Plate) • SS5D66R-05SS (SS Dove Pull Handle on Back plate RH Profile - 152x152mm Plate) • JH-BB-STD-2-SS • (SS 2BB Butt Hinge EN1935GRD 13 - Pairs • SS5066-06SSE02 Tea/ kitchen sign • ARC1182SS Roller Catch SS • 99022SS 82mm Wall projection Door Stop
REMARKS	Frames to be stored away from moisture on site and protected from paint and mortar once built into the works

DRAWING TITLE: DOOR SCHEDULE (Sheet 2 of 2)
PROJECT TITLE: PROPOSED NEW ORTHOTIC AND PROSTHETICS CENTRE ON THANDUYISE DRIVE, ERF 1241, NGWELEZANE HOSPITAL, NGWELEZANE A, EMPANGENI, KWAZULU NATAL PROVINCE

PROJECT NUMBER	REV NO.		SCALE
070638			1 : 50
DRAWING NUMBER	DRAWN		DATE
DOH - A- 8051 - 0	gck		04/08/21

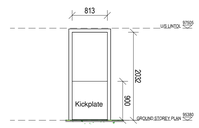

D19
Scale: 1 : 50

DOOR TYPE	D19
NO. REQ.	2 (Cleaners' room /Change room)
	RIGHT HAND / LEFT HAND
DESCRIPTION	44 x 813 x 2032 mm high approved interior quality semi solid flush panel door, with veneer suitable for painting both sides and hardwood edge strips all round
FINISH	One coat wood primer, two finishing coats of Plascon Velvaglo or similar approved, sanding lightly between coats.
GLAZING	N/A
SECURITY	N/A
FRAME DESCRIPTION	1,6mm thick Double/ single rebated pressed steel door frame to suit the wall width 900 and height 2125 and to SANS 1129. Frame to have mitred top corners, joints seam welded supplied with corner stiffeners in the reveals on the inside. Frame to have lugs for building in and be factory primed for site decoration. Interior of door frame to be filled with mortar when installed.
FRAME FINISH	Premium Quality Satin Finish Non Drip Waterbased Enamel
IRONMONGERY	• DC300 R&P CLOSER EN 3 - 6 SIL • 2X18SC Double Cylinder Profile KD SC • SS5D66L-05SS (SS Dove Pull Handle on Back plate LH Profile - 152x152mm Plate) • SS5D66R-05SS (SS Dove Pull Handle on Back plate RH Profile - 152x152mm Plate) • JH-BB-STD-2-SS • (SS 2BB Butt Hinge EN1935GRD 13 - Pairs • ARC1182SS Roller Catch SS • AL8103AS Multirack Three Hooks • SS5066-06SSE17 Cleaner Mop & Bucket Sign
REMARKS	Frames to be stored away from moisture on site and protected from paint and mortar once built into the works

DRAWING TITLE: DOOR SCHEDULE (Sheet 2 of 2)
PROJECT TITLE: PROPOSED NEW ORTHOTIC AND PROSTHETICS CENTRE ON THANDUYISE DRIVE, ERF 1241, NGWELEZANE HOSPITAL, NGWELEZANE A, EMPANGENI, KWAZULU NATAL PROVINCE

PROJECT NUMBER	REV NO.		SCALE
070638			1 : 50
DRAWING NUMBER	DRAWN		DATE
DOH - A- 8051 - 0	gck		04/08/21

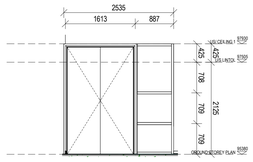

D20
Scale: 1 : 50

DOOR TYPE	D20
NO. REQ.	1 (passage 1)
	RIGHT HAND / LEFT HAND
DESCRIPTION	44 x 1613 x 2550 mm Solid laminated core veneered plywood faced flush double swing double door with side light as shown, suitable for site decoration with meeting stiles bull nosed wrapped with stainless steel cladding around. Glazing shall be executed strictly in conformance with glass manufacturer's recommendations and SANS 10137:2011 all in accordance with SANS 10400 Parts B, N, XA,
FINISH	One coat wood primer, two finishing coats of Plascon Velvaglo or similar approved, sanding lightly between coats.
GLAZING	6.38mm Laminated Safety glass (to side light)
SECURITY	N/A
FRAME DESCRIPTION	Natural anodized Aluminium door frame and side light to suit opening size 2535 x 2550mm , suitable for coastal conditions complying with AAAMSA performance criteria A2.
FRAME FINISH	Natural Anodized Aluminium
IRONMONGERY	• DC420CAM Action Closer FS EN3 NON HO • B052-150ss Flush bolt 150mm SC • 2x18SC Double Cylinder profile KD SC • SS5305-05SS Escutcheons on Rose Profile (Pair) • PHD-BB-225-22SS (SS BTB Pull handle - 225mm centres 22mm Diameter) • L-2115-78SS Euro Cylinder Deadlock - SS • SP-DFM-Hinge • QR35x65mm SS Roller catch & deadbolt lock • SS5089-200W Kick plate 200x800mm Works
REMARKS	Frames to be stored away from moisture on site and protected from paint and mortar once built into the works

DRAWING TITLE: DOOR SCHEDULE (Sheet 2 of 2)
PROJECT TITLE: PROPOSED NEW ORTHOTIC AND PROSTHETICS CENTRE ON THANDUYISE DRIVE, ERF 1241, NGWELEZANE HOSPITAL, NGWELEZANE A, EMPANGENI, KWAZULU NATAL PROVINCE

PROJECT NUMBER	REV NO.		SCALE
070638			1 : 50
DRAWING NUMBER	DRAWN		DATE
DOH - A- 8051 - 0	gck		04/08/21

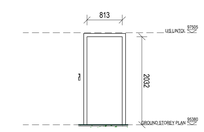

D21
Scale: 1 : 50

DOOR TYPE	D21
NO. REQ.	1 (Store room - reception)
	RIGHT HAND / LEFT HAND
DESCRIPTION	44 x 813 x 2032 mm high approved interior quality semi solid flush panel door, with veneer suitable for painting both sides and hardwood edge strips all round
FINISH	One coat wood primer, two finishing coats of Velvaglo or similar approved, sanding lightly between coats.
GLAZING	N/A
SECURITY	N/A
FRAME DESCRIPTION	Natural anodized Aluminium door frame and side light to suit opening size 900x 2125mm , suitable for coastal conditions complying with AAAMSA performance criteria A2.
FRAME FINISH	Natural anodized aluminium finish
IRONMONGERY	• DC300 R&P CLOSER EN 3 - 6 SIL • 2X18SC Double Cylinder Profile KD SC • SS5D66L-05SS (SS Dove Pull Handle on Back plate LH Profile - 152x152mm Plate) • SS5D66R-05SS (SS Dove Pull Handle on Back plate RH Profile - 152x152mm Plate) • JH-BB-STD-2-SS (SS 2BB Butt Hinge EN1935GRD 13 - Pairs • L-2115-78SS Euri Cylinder Deadlock SS • ARC1182SS Roller Catch SS
REMARKS	Frames to be stored away from moisture on site and protected from paint and mortar once built into the works

DRAWING TITLE: DOOR SCHEDULE (Sheet 2 of 2)
PROJECT TITLE: PROPOSED NEW ORTHOTIC AND PROSTHETICS CENTRE ON THANDUYISE DRIVE, ERF 1241, NGWELEZANE HOSPITAL, NGWELEZANE A, EMPANGENI, KWAZULU NATAL PROVINCE

PROJECT NUMBER	REV NO.		SCALE
070638			1 : 50
DRAWING NUMBER	DRAWN		DATE
DOH - A- 8051 - 0	gck		04/08/21

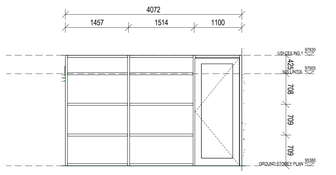

D22
Scale: 1 : 50

DOOR TYPE	D22
NO. REQ.	1 (MOP Office)
	RIGHT HAND / LEFT HAND
DESCRIPTION	Purpose made Aluminium door to suit opening size 4540 x 2550mm high, suitable for coastal conditions complying with AAAMSA performance criteria A2, able to meet the mechanical performance requirements of SANS 613 for wind loads of up to 1500Pa, with surfaces to receive 60-80 um powder coating supplied by manufacturer complying with SANS 1578 and applied in accordance with SANS 1796 by an approved applicator, **glazing shall be executed strictly in conformance with glass manufacturer's recommendations and SANS 10137:2011 all in accordance with SANS 10400 Parts B, N, XA,** Plugged and screwed to brickwork according to manufacturer's specifications
FINISH	Natural anodized aluminium finish
GLAZING	6.38mm Laminated Safety glass
SECURITY	N/A
FRAME DESCRIPTION	Natural anodized Aluminium door frame and side light to suit opening size 4540x 2550mm , suitable for coastal conditions complying with AAAMSA performance criteria A2.
FRAME FINISH	Natural anodized aluminium finish
IRONMONGERY	As per Ironmongery schedule elsewhere
REMARKS	Frames to be stored away from moisture on site and protected from paint and mortar once built into the works

DRAWING TITLE: DOOR SCHEDULE (Sheet 2 of 2)
PROJECT TITLE: PROPOSED NEW ORTHOTIC AND PROSTHETICS CENTRE ON THANDUYISE DRIVE, ERF 1241, NGWELEZANE HOSPITAL, NGWELEZANE A, EMPANGENI, KWAZULU NATAL PROVINCE

PROJECT NUMBER	REV NO.		SCALE
070638			1 : 50
DRAWING NUMBER	DRAWN		DATE
DOH - A- 8051 - 0	gck		04/08/21

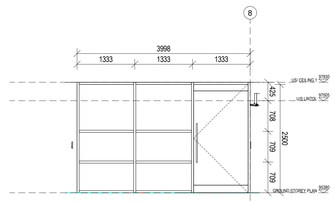

D23
Scale: 1 : 50

DOOR TYPE	D23
NO. REQ.	1 (Chief MOP Office)
	RIGHT HAND / LEFT HAND
DESCRIPTION	Purpose made Aluminium door to suit opening size 4000 x 2550mm high, suitable for coastal conditions complying with AAAMSA performance criteria A2, able to meet the mechanical performance requirements of SANS 613 for wind loads of up to 1500Pa, with surfaces to receive 60-80 um powder coating supplied by manufacturer complying with SANS 1578 and applied in accordance with SANS 1796 by an approved applicator, glazing shall be executed strictly in conformance with glass manufacturer's recommendations and SANS 10137:2011 all in accordance with SANS 10400 Parts B, N, XA, Plugged and screwed to brickwork according to manufacturer's specifications
FINISH	Natural anodized aluminium finish
GLAZING	6.38mm Laminated Safety glass
SECURITY	N/A
FRAME DESCRIPTION	Natural anodized Aluminium door frame and side light to suit opening size 4000x 2550mm , suitable for coastal conditions complying with AAAMSA performance criteria A2.
FRAME FINISH	Natural anodized aluminium finish
IRONMONGERY	As per Ironmongery schedule elsewhere
REMARKS	Frames to be stored away from moisture on site and protected from paint and mortar once built into the works

DRAWING TITLE: DOOR SCHEDULE (Sheet 2 of 2)
PROJECT TITLE: PROPOSED NEW ORTHOTIC AND PROSTHETICS CENTRE ON THANDUYISE DRIVE, ERF 1241, NGWELEZANE HOSPITAL, NGWELEZANE A, EMPANGENI, KWAZULU NATAL PROVINCE

PROJECT NUMBER	REV NO.		SCALE
070638			1 : 50
DRAWING NUMBER	DRAWN		DATE
DOH - A- 8051 - 0	gck		04/08/21

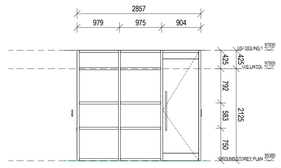

D24
Scale: 1 : 50

DOOR TYPE	D24
NO. REQ.	1 (Assistant Director's office)
	RIGHT HAND / LEFT HAND
DESCRIPTION	Purpose made Aluminium door to suit opening size 2850 x 2550mm high, suitable for coastal conditions complying with AAAMSA performance criteria A2, able to meet the mechanical performance requirements of SANS 613 for wind loads of up to 1500Pa, with surfaces to receive 60-80 um powder coating supplied by manufacturer complying with SANS 1578 and applied in accordance with SANS 1796 by an approved applicator, glazing shall be executed strictly in conformance with glass manufacturer's recommendations and SANS 10137:2011 all in accordance with SANS 10400 Parts B, N, XA, Plugged and screwed to brickwork according to manufacturer's specifications
FINISH	Natural anodized aluminium finish
GLAZING	6.38mm Laminated Safety glass
SECURITY	N/A
FRAME DESCRIPTION	Natural anodized Aluminium door frame and side light to suit opening size 2850x 2550mm , suitable for coastal conditions complying with AAAMSA performance criteria A2.
FRAME FINISH	Natural anodized aluminium finish
IRONMONGERY	As per Ironmongery schedule elsewhere
REMARKS	Frames to be stored away from moisture on site and protected from paint and mortar once built into the works

DRAWING TITLE: DOOR SCHEDULE (Sheet 2 of 2)
PROJECT TITLE: PROPOSED NEW ORTHOTIC AND PROSTHETICS CENTRE ON THANDUYISE DRIVE, ERF 1241, NGWELEZANE HOSPITAL, NGWELEZANE A, EMPANGENI, KWAZULU NATAL PROVINCE

PROJECT NUMBER	REV NO.		SCALE
070638			1 : 50
DRAWING NUMBER	DRAWN		DATE
DOH - A- 8051 - 0	gck		04/08/21

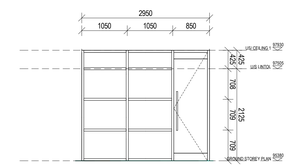

D25
Scale: 1 : 50

DOOR TYPE	D25
NO. REQ.	1 (System Mager's Office)
	RIGHT HAND / LEFT HAND
DESCRIPTION	Purpose made Aluminium door to suit opening size 3000 x 2550mm high, suitable for coastal conditions complying with AAAMSA performance criteria A2, able to meet the mechanical performance requirements of SANS 613 for wind loads of up to 1500Pa, with surfaces to receive 60-80 um powder coating supplied by manufacturer complying with SANS 1578 and applied in accordance with SANS 1796 by an approved applicator, glazing shall be executed strictly in conformance with glass manufacturer's recommendations and SANS 10137:2011 all in accordance with SANS 10400 Parts B, N, XA, Plugged and screwed to brickwork according to manufacturer's specifications
FINISH	Natural anodized aluminium finish
GLAZING	6.38mm Laminated Safety glass
SECURITY	N/A
FRAME DESCRIPTION	Natural anodized Aluminium door frame and side light to suit opening size 3000x 2550mm , suitable for coastal conditions complying with AAAMSA performance criteria A2.
FRAME FINISH	Natural anodized aluminium finish
IRONMONGERY	As per Ironmongery schedule elsewhere
REMARKS	Frames to be stored away from moisture on site and protected from paint and mortar once built into the works

DRAWING TITLE: DOOR SCHEDULE (Sheet 2 of 2)
PROJECT TITLE: PROPOSED NEW ORTHOTIC AND PROSTHETICS CENTRE ON THANDUYISE DRIVE, ERF 1241, NGWELEZANE HOSPITAL, NGWELEZANE A, EMPANGENI, KWAZULU NATAL PROVINCE

PROJECT NUMBER	REV NO.		SCALE
070638			1 : 50
DRAWING NUMBER	DRAWN		DATE
DOH - A- 8051 - 0	gck		04/08/21

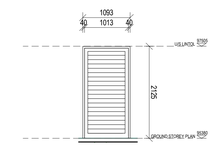

D26
Scale: 1 : 50

DOOR TYPE	D26
NO. REQ.	3 (Gas bottle store/ waste area)
	RIGHT HAND / LEFT HAND
DESCRIPTION	Hot dipped Galvanized louvre door as per manufaturer's specifications
FINISH	Galvanized steel
GLAZING	N/A
SECURITY	N/A
FRAME DESCRIPTION	N/A
FRAME FINISH	Hot dipped Galvanize Mild steel
IRONMONGERY	Ironmongery as per Ironmongery schedule
REMARKS	Frames to be stored away from moisture on site and protected from paint and mortar once built into the works

DRAWING TITLE: DOOR SCHEDULE (Sheet 2 of 2)
PROJECT TITLE: PROPOSED NEW ORTHOTIC AND PROSTHETICS CENTRE ON THANDUYISE DRIVE, ERF 1241, NGWELEZANE HOSPITAL, NGWELEZANE A, EMPANGENI, KWAZULU NATAL PROVINCE

PROJECT NUMBER	REV NO.		SCALE
070638			1 : 50
DRAWING NUMBER	DRAWN		DATE
DOH - A- 8051 - 0	gck		04/08/21

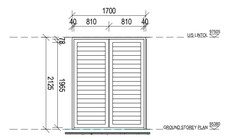

D27
Scale: 1 : 50

DOOR TYPE	D27
NO. REQ.	4 (Services area /Domestic waste /Empty Gas Bottle Area)
	RIGHT HAND / LEFT HAND
DESCRIPTION	Hot dipped Galvanize Mild steel louvre double door as per manufaturer's specifications
FINISH	Galvanized steel
GLAZING	N/A
SECURITY	N/A
FRAME DESCRIPTION	N/A
FRAME FINISH	Hot dipped Galvanize Mild steel
IRONMONGERY	Ironmongery as per Ironmongery schedule
REMARKS	Frames to be stored away from moisture on site and protected from paint and mortar once built into the works

DRAWING TITLE: DOOR SCHEDULE (Sheet 2 of 2)
PROJECT TITLE: PROPOSED NEW ORTHOTIC AND PROSTHETICS CENTRE ON THANDUYISE DRIVE, ERF 1241, NGWELEZANE HOSPITAL, NGWELEZANE A, EMPANGENI, KWAZULU NATAL PROVINCE

PROJECT NUMBER	REV NO.		SCALE
070638			1 : 50
DRAWING NUMBER	DRAWN		DATE
DOH - A- 8051 - 0	gck		04/08/21

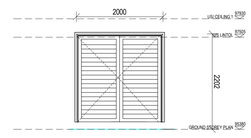

D28
Scale: 1 : 50

DOOR TYPE	D28
NO. REQ.	1 (Generator room)
	RIGHT HAND / LEFT HAND
DESCRIPTION	Galvanized steel substation double door as per manufaturer's specifications
FINISH	Galvanized
GLAZING	N/A
SECURITY	N/A
FRAME DESCRIPTION	As per manufacturer's specifications
FRAME FINISH	Galvanized
IRONMONGERY	As per Ironmongery schedule elsewhere
REMARKS	Frames to be stored away from moisture on site and protected from paint and mortar once built into the works

DRAWING TITLE: DOOR SCHEDULE (Sheet 2 of 2)
PROJECT TITLE: PROPOSED NEW ORTHOTIC AND PROSTHETICS CENTRE ON THANDUYISE DRIVE, ERF 1241, NGWELEZANE HOSPITAL, NGWELEZANE A, EMPANGENI, KWAZULU NATAL PROVINCE

PROJECT NUMBER	REV NO.		SCALE
070638			1 : 50
DRAWING NUMBER	DRAWN		DATE
DOH - A- 8051 - 0	gck		04/08/21

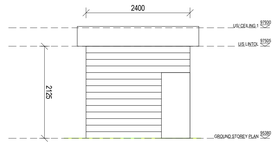

D29
Scale: 1 : 50

DOOR TYPE	D29
NO. REQ.	1 (SCM)
	RIGHT HAND / LEFT HAND
DESCRIPTION	2400 x 2125 mm high galvanized steel approved industrial roller shutter door comprising galvanized solid slats, guide rails, barrels and all necessary accessaries as per manufacturers' details and specifications. Door to incude a wicket gate
FINISH	Galvanized steel
GLAZING	N/A
SECURITY	N/A
FRAME DESCRIPTION	Galvanized steel frame as per manufacturer
FRAME FINISH	Galvanized steel
IRONMONGERY	Ironmongery as per Ironmongery schedule
REMARKS	Frames to be stored away from moisture on site and protected from paint and mortar once built into the works

DRAWING TITLE: DOOR SCHEDULE (Sheet 2 of 2)
PROJECT TITLE: PROPOSED NEW ORTHOTIC AND PROSTHETICS CENTRE ON THANDUYISE DRIVE, ERF 1241, NGWELEZANE HOSPITAL, NGWELEZANE A, EMPANGENI, KWAZULU NATAL PROVINCE

PROJECT NUMBER	REV NO.		SCALE
070638			1 : 50
DRAWING NUMBER	DRAWN		DATE
DOH - A- 8051 - 0	gck		

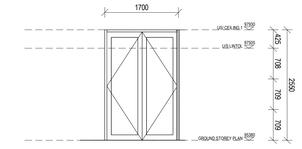

D30
Scale: 1 : 50

DOOR TYPE	D30
NO. REQ.	1 (Boardroom)
	RIGHT HAND / LEFT HAND
DESCRIPTION	Purpose made Aluminium door to suit opening size 1700 x 2125mm high, suitable for coastal conditions complying with AAAMSA performance criteria A2, able to meet the mechanical performance requirements of SANS 613 for wind loads of up to 1500Pa, with surfaces to receive 60-80 um powder coating supplied by manufacturer complying with SANS 1578 and applied in accordance with SANS 1796 by an approved applicator, glazing shall be executed strictly in conformance with glass manufacturer's recommendations and SANS 10137:2011 all in accordance with SANS 10400 Parts B, N, XA, Plugged and screwed to brickwork according to manufacturer's specifications
FINISH	Natural anodized aluminium finish
GLAZING	6.38mm Laminated Safety glass
SECURITY	N/A
FRAME DESCRIPTION	Natural anodized Aluminium door frame and side light to suit opening size 1700x 2125mm , suitable for coastal conditions complying with AAAMSA performance criteria A2.
FRAME FINISH	Natural anodized aluminium finish
IRONMONGERY	As per Ironmongery schedule elsewhere
REMARKS	Frames to be stored away from moisture on site and protected from paint and mortar once built into the works

DRAWING TITLE: DOOR SCHEDULE (Sheet 2 of 2)
PROJECT TITLE: PROPOSED NEW ORTHOTIC AND PROSTHETICS CENTRE ON THANDUYISE DRIVE, ERF 1241, NGWELEZANE HOSPITAL, NGWELEZANE A, EMPANGENI, KWAZULU NATAL PROVINCE

PROJECT NUMBER	REV NO.		SCALE
070638			1 : 50
DRAWING NUMBER	DRAWN		DATE
DOH - A- 8051 - 0	gck		04/08/21

No.	Date	Amendment	D.P.W

LOCAL MUNICIPALITY STAMPS

WMS number: 070638
page type: A0

HEALTH DEPARTMENT SIGNATURES

FACILITY	
FACILITY CEO	
FACILITY MANAGER	
DISTRICT MANAGER	
DOH PROJECT LEADER	

Checked by (Professional Consultant)

Name	
	2022/10/27 15:26:42
Signature	Date

consultant
15 The Boulevard
Westway Office Park,
Westville,
Durban, 3630
Tel. 031 265 0444
email. george@ukuza.co.za
UKUZA CONSULTING (PTY) LTD

ARCHITECTURE

public works
Department:
Public Works
PROVINCE OF KWAZULU-NATAL

health
Department:
Health
PROVINCE OF KWAZULU-NATAL

Project
PROPOSED NEW ORTHOTIC AND PROSTHETICS CENTRE ON THANDUYISE DRIVE, ERF 1241, NGWELEZANE HOSPITAL, NGWELEZANE A, EMPANGENI, KWAZULU NATAL PROVINCE

DOOR SCHEDULE (Sheet 2 of 2)

Project Stage: 070638 - STAGE 4:TENDER

Drawn	gck	Date
scale	1 : 50	2022/10/27 15:26:42

drawing number: 070638 DOH - A- 8051 - 0

Drawing Number ID

070638 = WIMS no
DOH = Department
A = Consultant Discipline
0000 = Drawing No
0 = Revision No

ANNEXURE D - DRAWINGS

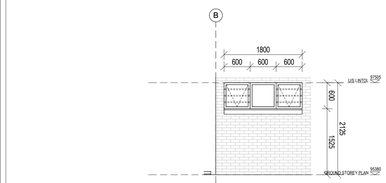

W1
Scale: 1 : 50

WINDOW TYPE	W1
NO. REQ.	27
DESCRIPTION	1800 x 600 mm Aluminium window, with two top hung opening sections and one fixed section, suitable for coastal conditions complying with AAAMSA performance criteria A2, able to meet the mechanical performance requirements of SANS 613 for wind loads of up to 1500Pa, with surfaces to receive 60-80 um powder coating supplied by manufacturer complying with SANS 1578 and applied in accordance with SANS 1796 by an approved applicator, **glazing shall be executed strictly in conformance with glass manufacturer's recommendations and SANS 10137:2011 all in accordance with SANS 10400 Parts B, N, XA.** Plugged and screwed to brickwork according to manufacturer's specifications
GLAZING	6.38mm Clear Laminated safety glass
SECURITY	20mm hollow aluminium tube at 150mm centres pop riverted to aluminium frame to all opening sections
REMARKS	Frames to be stored away from moisture on site and protected from paint and mortar once built into the works. All Work to be undertaken by AAMSA member and to NBR Manufacturer to take design responsibility for units and installation

- Windows to be built into openings prepared by the builder. Windows are to be protected against damage from mortar etc.
- All protection is to be removed once instructed by the architect. Lugs are to be Hilti-Fixed into brickwalls and reveals plastered once window is in place.

FINISH: Natural anodized finish

DRAWING TITLE: WINDOW SCHEDULE	REV NO.	DB NUMBER	SCALE 1 : 50
PROJECT TITLE	PROJECT NUMBER 070638 / DRAWING NUMBER	DRAWN gck / DATE	

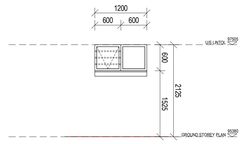

W2
Scale: 1 : 50

WINDOW TYPE	W2
NO. REQ.	5
DESCRIPTION	1200 x 600 mm Aluminium window, with one top hung opening section and one fixed section, suitable for coastal conditions complying with AAAMSA performance criteria A2, able to meet the mechanical performance requirements of SANS 613 for wind loads of up to 1500Pa, with surfaces to receive 60-80 um powder coating supplied by manufacturer complying with SANS 1578 and applied in accordance with SANS 1796 by an approved applicator, **glazing shall be executed strictly in conformance with glass manufacturer's recommendations and SANS 10137:2011 all in accordance with SANS 10400 Parts B, N, XA.** Plugged and screwed to brickwork according to manufacturer's specifications
GLAZING	6.38mm Clear Laminated safety glass
SECURITY	20mm hollow aluminium tube at 150mm centres pop riverted to aluminium frame to all opening sections
REMARKS	Frames to be stored away from moisture on site and protected from paint and mortar once built into the works. All Work to be undertaken by AAMSA member and to NBR Manufacturer to take design responsibility for units and installation

- Windows to be built into openings prepared by the builder. Windows are to be protected against damage from mortar etc.
- All protection is to be removed once instructed by the architect. Lugs are to be Hilti-Fixed into brickwalls and reveals plastered once window is in place.

FINISH: Natural anodized finish

DRAWING TITLE: WINDOW SCHEDULE	REV NO.	DB NUMBER	SCALE 1 : 50
PROJECT TITLE	PROJECT NUMBER 070638 / DRAWING NUMBER	DRAWN gck / DATE	

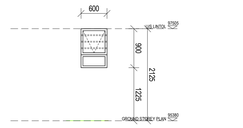

W3
Scale: 1 : 50

WINDOW TYPE	W3
NO. REQ.	14
DESCRIPTION	600 x 900 mm Aluminium window, with one top hung opening section and one fixed section, suitable for coastal conditions complying with AAAMSA performance criteria A2, able to meet the mechanical performance requirements of SANS 613 for wind loads of up to 1500Pa, with surfaces to receive 60-80 um powder coating supplied by manufacturer complying with SANS 1578 and applied in accordance with SANS 1796 by an approved applicator, **glazing shall be executed strictly in conformance with glass manufacturer's recommendations and SANS 10137:2011 all in accordance with SANS 10400 Parts B, N, XA.** Plugged and screwed to brickwork according to manufacturer's specifications
GLAZING	6.38mm Obscure Laminated safety glass
SECURITY	20mm hollow aluminium tube at 150mm centres pop riverted to aluminium frame to all opening sections
REMARKS	Frames to be stored away from moisture on site and protected from paint and mortar once built into the works. All Work to be undertaken by AAMSA member and to NBR Manufacturer to take design responsibility for units and installation

- Windows to be built into openings prepared by the builder. Windows are to be protected against damage from mortar etc.
- All protection is to be removed once instructed by the architect. Lugs are to be Hilti-Fixed into brickwalls and reveals plastered once window is in place.

FINISH: Natural anodized finish

DRAWING TITLE: WINDOW SCHEDULE	REV NO.	DB NUMBER	SCALE 1 : 50
PROJECT TITLE	PROJECT NUMBER 070638 / DRAWING NUMBER	DRAWN gck / DATE	

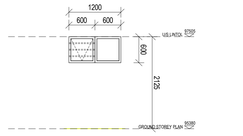

W4
Scale: 1 : 50

WINDOW TYPE	W2
NO. REQ.	3
DESCRIPTION	1200 x 600 mm Aluminium window, with one top hung opening section and one fixed section, suitable for coastal conditions complying with AAAMSA performance criteria A2, able to meet the mechanical performance requirements of SANS 613 for wind loads of up to 1500Pa, with surfaces to receive 60-80 um powder coating supplied by manufacturer complying with SANS 1578 and applied in accordance with SANS 1796 by an approved applicator, **glazing shall be executed strictly in conformance with glass manufacturer's recommendations and SANS 10137:2011 all in accordance with SANS 10400 Parts B, N, XA.** Plugged and screwed to brickwork according to manufacturer's specifications
GLAZING	6.38mm Obscure Laminated safety glass
SECURITY	20mm hollow aluminium tube at 150mm centres pop riverted to aluminium frame to all opening sections
REMARKS	Frames to be stored away from moisture on site and protected from paint and mortar once built into the works. All Work to be undertaken by AAMSA member and to NBR Manufacturer to take design responsibility for units and installation

- Windows to be built into openings prepared by the builder. Windows are to be protected against damage from mortar etc.
- All protection is to be removed once instructed by the architect. Lugs are to be Hilti-Fixed into brickwalls and reveals plastered once window is in place.

FINISH: Natural anodized finish

DRAWING TITLE: WINDOW SCHEDULE	REV NO.	DB NUMBER	SCALE 1 : 50
PROJECT TITLE	PROJECT NUMBER 070638 / DRAWING NUMBER	DRAWN gck / DATE	

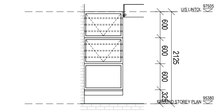

W5
Scale: 1 : 50

WINDOW TYPE	W5
NO. REQ.	15
DESCRIPTION	900 x 1800 mm Aluminium window, with two top hung opening section and one fixed section, suitable for coastal conditions complying with AAAMSA performance criteria A2, able to meet the mechanical performance requirements of SANS 613 for wind loads of up to 1500Pa, with surfaces to receive 60-80 um powder coating supplied by manufacturer complying with SANS 1578 and applied in accordance with SANS 1796 by an approved applicator, **glazing shall be executed strictly in conformance with glass manufacturer's recommendations and SANS 10137:2011 all in accordance with SANS 10400 Parts B, N, XA.** Plugged and screwed to brickwork according to manufacturer's specifications
GLAZING	6.38mm Clear Laminated safety glass
SECURITY	20mm hollow aluminium tube at 150mm centres pop riverted to aluminium frame to all opening sections
REMARKS	Frames to be stored away from moisture on site and protected from paint and mortar once built into the works. All Work to be undertaken by AAMSA member and to NBR Manufacturer to take design responsibility for units and installation

- Windows to be built into openings prepared by the builder. Windows are to be protected against damage from mortar etc.
- All protection is to be removed once instructed by the architect. Lugs are to be Hilti-Fixed into brickwalls and reveals plastered once window is in place.

FINISH: Natural anodized finish

DRAWING TITLE: WINDOW SCHEDULE	REV NO.	DB NUMBER	SCALE 1 : 50
PROJECT TITLE	PROJECT NUMBER 070638 / DRAWING NUMBER	DRAWN gck / DATE	

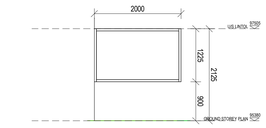

W6
Scale: 1 : 50

WINDOW TYPE	W6
NO. REQ.	2
DESCRIPTION	4500 x 1615 mm Aluminium window, suitable for coastal conditions complying with AAAMSA performance criteria A2, able to meet the mechanical performance requirements of SANS 613 for wind loads of up to 1500Pa, with surfaces to receive 60-80 um powder coating supplied by manufacturer complying with SANS 1578 and applied in accordance with SANS 1796 by an approved applicator, **glazing shall be executed strictly in conformance with glass manufacturer's recommendations and SANS 10137:2011 all in accordance with SANS 10400 Parts B, N, XA.** Plugged and screwed to brickwork according to manufacturer's specifications
GLAZING	6.38mm Clear Laminated safety glass
SECURITY	N/A
REMARKS	Frames to be stored away from moisture on site and protected from paint and mortar once built into the works. All Work to be undertaken by AAMSA member and to NBR Manufacturer to take design responsibility for units and installation

- Windows to be built into openings prepared by the builder. Windows are to be protected against damage from mortar etc.
- All protection is to be removed once instructed by the architect. Lugs are to be Hilti-Fixed into brickwalls and reveals plastered once window is in place.

FINISH: Natural anodized finish

DRAWING TITLE: WINDOW SCHEDULE	REV NO.	DB NUMBER	SCALE 1 : 50
PROJECT TITLE	PROJECT NUMBER 070638 / DRAWING NUMBER	DRAWN gck / DATE	

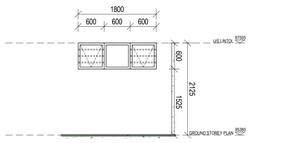

W7
Scale: 1 : 50

WINDOW TYPE	W7
NO. REQ.	2
DESCRIPTION	1800 x 600 mm Aluminium window, with two top hung opening sections and one fixed section, suitable for coastal conditions complying with AAAMSA performance criteria A2, able to meet the mechanical performance requirements of SANS 613 for wind loads of up to 1500Pa, with surfaces to receive 60-80 um powder coating supplied by manufacturer complying with SANS 1578 and applied in accordance with SANS 1796 by an approved applicator, **glazing shall be executed strictly in conformance with glass manufacturer's recommendations and SANS 10137:2011 all in accordance with SANS 10400 Parts B, N, XA.** Plugged and screwed to brickwork according to manufacturer's specifications
GLAZING	6.38mm Obscure Laminated safety glass
SECURITY	20mm hollow aluminium tube at 150mm centres pop riverted to aluminium frame to all opening sections
REMARKS	Frames to be stored away from moisture on site and protected from paint and mortar once built into the works. All Work to be undertaken by AAMSA member and to NBR Manufacturer to take design responsibility for units and installation

- Windows to be built into openings prepared by the builder. Windows are to be protected against damage from mortar etc.
- All protection is to be removed once instructed by the architect. Lugs are to be Hilti-Fixed into brickwalls and reveals plastered once window is in place.

FINISH: Natural anodized finish

DRAWING TITLE: WINDOW SCHEDULE	REV NO.	DB NUMBER	SCALE 1 : 50
PROJECT TITLE	PROJECT NUMBER 070638 / DRAWING NUMBER	DRAWN gck / DATE	

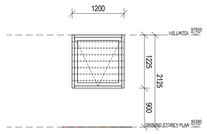

W8
Scale: 1 : 50

WINDOW TYPE	W8
NO. REQ.	1
DESCRIPTION	1200 x 1225mm Aluminium window with fixed panel suitable for coastal conditions complying with AAAMSA performance criteria A2, able to meet the mechanical performance requirements of SANS 613 for wind loads of up to 1500Pa, with surfaces to receive 60-80 um powder coating supplied by manufacturer complying with SANS 1578 and applied in accordance with SANS 1796 by an approved applicator, **glazing shall be executed strictly in conformance with glass manufacturer's recommendations and SANS 10137:2011 all in accordance with SANS 10400 Parts B, N, XA.** Plugged and screwed to brickwork according to manufacturer's specifications
GLAZING	6.38mm Clear Laminated safety glass
SECURITY	20mm hollow aluminium tube at 150mm centres pop riverted to aluminium frame to all opening sections
REMARKS	Frames to be stored away from moisture on site and protected from paint and mortar once built into the works. All Work to be undertaken by AAMSA member and to NBR Manufacturer to take design responsibility for units and installation

- Windows to be built into openings prepared by the builder. Windows are to be protected against damage from mortar etc.
- All protection is to be removed once instructed by the architect. Lugs are to be Hilti-Fixed into brickwalls and reveals plastered once window is in place.

FINISH: Natural anodized finish

DRAWING TITLE: WINDOW SCHEDULE	REV NO.	DB NUMBER	SCALE 1 : 50
PROJECT TITLE	PROJECT NUMBER 070638 / DRAWING NUMBER	DRAWN gck / DATE	

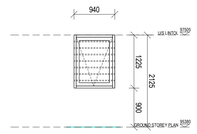

W9
Scale: 1 : 50

WINDOW TYPE	W9
NO. REQ.	1
DESCRIPTION	945 x 1225mm Aluminium window with fixed panel suitable for coastal conditions complying with AAAMSA performance criteria A2, able to meet the mechanical performance requirements of SANS 613 for wind loads of up to 1500Pa, with surfaces to receive 60-80 um powder coating supplied by manufacturer complying with SANS 1578 and applied in accordance with SANS 1796 by an approved applicator, **glazing shall be executed strictly in conformance with glass manufacturer's recommendations and SANS 10137:2011 all in accordance with SANS 10400 Parts B, N, XA.** Plugged and screwed to brickwork according to manufacturer's specifications
GLAZING	6.38mm Clear Laminated safety glass
SECURITY	20mm hollow aluminium tube at 150mm centres pop riverted to aluminium frame to all opening sections
REMARKS	Frames to be stored away from moisture on site and protected from paint and mortar once built into the works. All Work to be undertaken by AAMSA member and to NBR Manufacturer to take design responsibility for units and installation

- Windows to be built into openings prepared by the builder. Windows are to be protected against damage from mortar etc.
- All protection is to be removed once instructed by the architect. Lugs are to be Hilti-Fixed into brickwalls and reveals plastered once window is in place.

FINISH: Natural anodized finish

DRAWING TITLE: WINDOW SCHEDULE	REV NO.	DB NUMBER	SCALE 1 : 50
PROJECT TITLE	PROJECT NUMBER 070638 / DRAWING NUMBER	DRAWN gck / DATE	

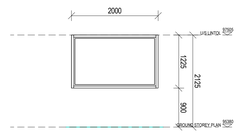

W10
Scale: 1 : 50

WINDOW TYPE	W10
NO. REQ.	2
DESCRIPTION	2000 x 1225mm Aluminium window with fixed panel, suitable for coastal conditions complying with AAAMSA performance criteria A2, able to meet the mechanical performance requirements of SANS 613 for wind loads of up to 1500Pa, with surfaces to receive 60-80 um powder coating supplied by manufacturer complying with SANS 1578 and applied in accordance with SANS 1796 by an approved applicator, **glazing shall be executed strictly in conformance with glass manufacturer's recommendations and SANS 10137:2011 all in accordance with SANS 10400 Parts B, N, XA.** Plugged and screwed to brickwork according to manufacturer's specifications
GLAZING	6.38mm Clear Laminated safety glass
SECURITY	
REMARKS	Frames to be stored away from moisture on site and protected from paint and mortar once built into the works. All Work to be undertaken by AAMSA member and to NBR Manufacturer to take design responsibility for units and installation

- Windows to be built into openings prepared by the builder. Windows are to be protected against damage from mortar etc.
- All protection is to be removed once instructed by the architect. Lugs are to be Hilti-Fixed into brickwalls and reveals plastered once window is in place.

FINISH: Natural anodized finish

DRAWING TITLE: WINDOW SCHEDULE	REV NO.	DB NUMBER	SCALE 1 : 50
PROJECT TITLE	PROJECT NUMBER 070638 / DRAWING NUMBER	DRAWN gck / DATE	

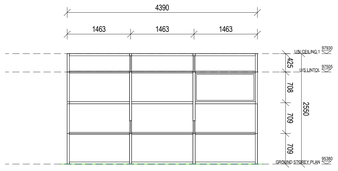

W11
Scale: 1 : 50

WINDOW TYPE	W11
NO. REQ.	1
DESCRIPTION	4500 x 2550 mm Aluminium window (shopfront) suitable for coastal conditions complying with AAAMSA performance criteria A2, able to meet the mechanical performance requirements of SANS 613 for wind loads of up to 1500Pa, with surfaces to receive 60-80 um powder coating supplied by manufacturer complying with SANS 1578 and applied in accordance with SANS 1796 by an approved applicator, **glazing shall be executed strictly in conformance with glass manufacturer's recommendations and SANS 10137:2011 all in accordance with SANS 10400 Parts B, N, XA.** Plugged and screwed to brickwork according to manufacturer's specifications
GLAZING	6.38mm Clear Laminated safety glass
SECURITY	
REMARKS	Frames to be stored away from moisture on site and protected from paint and mortar once built into the works. All Work to be undertaken by AAMSA member and to NBR Manufacturer to take design responsibility for units and installation

- Windows to be built into openings prepared by the builder. Windows are to be protected against damage from mortar etc.
- All protection is to be removed once instructed by the architect. Lugs are to be Hilti-Fixed into brickwalls and reveals plastered once window is in place.

FINISH: Natural anodized finish

DRAWING TITLE: WINDOW SCHEDULE	REV NO.	DB NUMBER	SCALE 1 : 50
PROJECT TITLE	PROJECT NUMBER 070638 / DRAWING NUMBER	DRAWN gck / DATE	

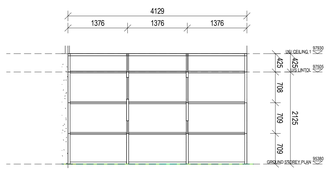

W12
Scale: 1 : 50

WINDOW TYPE	W12
NO. REQ.	1
DESCRIPTION	4130 x 2550 mm Aluminium window (shopfront) suitable for coastal conditions complying with AAAMSA performance criteria A2, able to meet the mechanical performance requirements of SANS 613 for wind loads of up to 1500Pa, with surfaces to receive 60-80 um powder coating supplied by manufacturer complying with SANS 1578 and applied in accordance with SANS 1796 by an approved applicator, **glazing shall be executed strictly in conformance with glass manufacturer's recommendations and SANS 10137:2011 all in accordance with SANS 10400 Parts B, N, XA.** Plugged and screwed to brickwork according to manufacturer's specifications
GLAZING	6.38mm Clear Laminated safety glass
SECURITY	
REMARKS	Frames to be stored away from moisture on site and protected from paint and mortar once built into the works. All Work to be undertaken by AAMSA member and to NBR Manufacturer to take design responsibility for units and installation

- Windows to be built into openings prepared by the builder. Windows are to be protected against damage from mortar etc.
- All protection is to be removed once instructed by the architect. Lugs are to be Hilti-Fixed into brickwalls and reveals plastered once window is in place.

FINISH: Natural anodized finish

DRAWING TITLE: WINDOW SCHEDULE	REV NO.	DB NUMBER	SCALE 1 : 50
PROJECT TITLE	PROJECT NUMBER 070638 / DRAWING NUMBER	DRAWN gck / DATE	

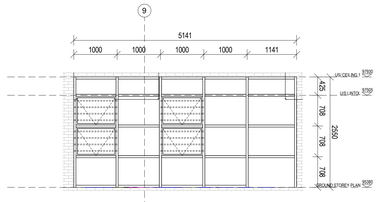

W13
Scale: 1 : 50

WINDOW TYPE	W13
NO. REQ.	1
DESCRIPTION	5140 x 2550 mm Aluminium window, with fixed and opening sections as shown, suitable for coastal conditions complying with AAAMSA performance criteria A2, able to meet the mechanical performance requirements of SANS 613 for wind loads of up to 1500Pa, with surfaces to receive 60-80 um powder coating supplied by manufacturer complying with SANS 1578 and applied in accordance with SANS 1796 by an approved applicator, **glazing shall be executed strictly in conformance with glass manufacturer's recommendations and SANS 10137:2011 all in accordance with SANS 10400 Parts B, N, XA.** Plugged and screwed to brickwork according to manufacturer's specifications
GLAZING	6.38mm Clear Obscure Laminated safety glass
SECURITY	20mm hollow aluminium tube pop riverted to aluminium frame to all opening sections
REMARKS	Frames to be stored away from moisture on site and protected from paint and mortar once built into the works. All Work to be undertaken by AAMSA member and to NBR Manufacturer to take design responsibility for units and installation

- Windows to be built into openings prepared by the builder. Windows are to be protected against damage from mortar etc.
- All protection is to be removed once instructed by the architect. Lugs are to be Hilti-Fixed into brickwalls and reveals plastered once window is in place.

FINISH: Natural anodized finish

DRAWING TITLE: WINDOW SCHEDULE	REV NO.	DB NUMBER	SCALE 1 : 50
PROJECT TITLE	PROJECT NUMBER 070638 / DRAWING NUMBER	DRAWN gck / DATE	

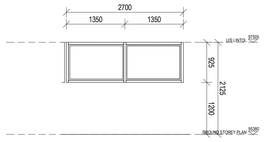

W14
Scale: 1 : 50

WINDOW TYPE	W14
NO. REQ.	1 (Guard House)
DESCRIPTION	2700 x 925 mm Aluminium window, suitable for coastal conditions complying with AAAMSA performance criteria A2, able to meet the mechanical performance requirements of SANS 613 for wind loads of up to 1500Pa, with surfaces to receive 60-80 um powder coating supplied by manufacturer complying with SANS 1578 and applied in accordance with SANS 1796 by an approved applicator, **glazing shall be executed strictly in conformance with glass manufacturer's recommendations and SANS 10137:2011 all in accordance with SANS 10400 Parts B, N, XA.** Plugged and screwed to brickwork according to manufacturer's specifications
GLAZING	6.38mm Clear Obscure Laminated safety glass
SECURITY	N/A
REMARKS	Frames to be stored away from moisture on site and protected from paint and mortar once built into the works. All Work to be undertaken by AAMSA member and to NBR Manufacturer to take design responsibility for units and installation

- Windows to be built into openings prepared by the builder. Windows are to be protected against damage from mortar etc.
- All protection is to be removed once instructed by the architect. Lugs are to be Hilti-Fixed into brickwalls and reveals plastered once window is in place.

FINISH: Natural anodized finish

DRAWING TITLE: WINDOW SCHEDULE	REV NO.	DB NUMBER	SCALE 1 : 50
PROJECT TITLE	PROJECT NUMBER 070638 / DRAWING NUMBER	DRAWN gck / DATE	

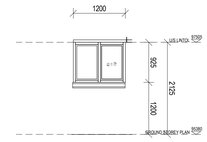

W15
Scale: 1 : 50

WINDOW TYPE	W13
NO. REQ.	2 (Guard House)
DESCRIPTION	1200 x 925 mm Aluminium Sliding window, suitable for coastal conditions complying with AAAMSA performance criteria A2, able to meet the mechanical performance requirements of SANS 613 for wind loads of up to 1500Pa, with surfaces to receive 60-80 um powder coating supplied by manufacturer complying with SANS 1578 and applied in accordance with SANS 1796 by an approved applicator, **glazing shall be executed strictly in conformance with glass manufacturer's recommendations and SANS 10137:2011 all in accordance with SANS 10400 Parts B, N, XA.** Plugged and screwed to brickwork according to manufacturer's specifications
GLAZING	6.38mm Clear Laminated safety glass
SECURITY	N/A
REMARKS	Frames to be stored away from moisture on site and protected from paint and mortar once built into the works. All Work to be undertaken by AAMSA member and to NBR Manufacturer to take design responsibility for units and installation

- Windows to be built into openings prepared by the builder. Windows are to be protected against damage from mortar etc.
- All protection is to be removed once instructed by the architect. Lugs are to be Hilti-Fixed into brickwalls and reveals plastered once window is in place.

FINISH: Natural anodized finish

DRAWING TITLE: WINDOW SCHEDULE	REV NO.	DB NUMBER	SCALE 1 : 50
PROJECT TITLE	PROJECT NUMBER 070638 / DRAWING NUMBER	DRAWN gck / DATE	



W16
Scale: 1 : 50

WINDOW TYPE	W15
NO. REQ.	1
DESCRIPTION	3541 x 2550 mm Aluminium window, suitable for coastal conditions complying with AAAMSA performance criteria A2, able to meet the mechanical performance requirements of SANS 613 for wind loads of up to 1500Pa, with surfaces to receive 60-80 um powder coating supplied by manufacturer complying with SANS 1578 and applied in accordance with SANS 1796 by an approved applicator, **glazing shall be executed strictly in conformance with glass manufacturer's recommendations and SANS 10137:2011 all in accordance with SANS 10400 Parts B, N, XA.** Plugged and screwed to brickwork according to manufacturer's specifications
GLAZING	6.38mm Clear Laminated safety glass
SECURITY	N/A
REMARKS	Frames to be stored away from moisture on site and protected from paint and mortar once built into the works. All Work to be undertaken by AAMSA member and to NBR Manufacturer to take design responsibility for units and installation

- Windows to be built into openings prepared by the builder. Windows are to be protected against damage from mortar etc.
- All protection is to be removed once instructed by the architect. Lugs are to be Hilti-Fixed into brickwalls and reveals plastered once window is in place.

FINISH: Natural anodized finish

DRAWING TITLE: WINDOW SCHEDULE	REV NO.	DB NUMBER	SCALE 1 : 50
PROJECT TITLE	PROJECT NUMBER 070638 / DRAWING NUMBER	DRAWN gck / DATE	

WINDOW TYPE	
NO. REQ.	
DESCRIPTION	
GLAZING	
SECURITY	
REMARKS	Frames to be stored away from moisture on site and protected from paint and mortar once built into the works. All Work to be undertaken by AAMSA member and to NBR Manufacturer to take design responsibility for units and installation

FINISH:

DRAWING TITLE: WINDOW SCHEDULE	REV NO.	DB NUMBER	SCALE 1 : 50
PROJECT TITLE	PROJECT NUMBER 070638 / DRAWING NUMBER	DRAWN gck / DATE	

WINDOW TYPE	
NO. REQ.	
DESCRIPTION	
GLAZING	
SECURITY	
REMARKS	Frames to be stored away from moisture on site and protected from paint and mortar once built into the works. All Work to be undertaken by AAMSA member and to NBR Manufacturer to take design responsibility for units and installation

FINISH:

DRAWING TITLE: WINDOW SCHEDULE	REV NO.	DB NUMBER	SCALE 1 : 50
PROJECT TITLE: PROPOSED NEW ORTHOTIC AND PROSTHETICS CENTRE ON THANDUYISE DRIVE, ERF 1241, NGWELEZANE HOSPITAL, NGWELEZANE A, EMPANGENI, KWAZULU NATAL PROVINCE	PROJECT NUMBER 070638 / DRAWING NUMBER	DRAWN gck / DATE	

No.	Date	Amendment	D.P.W

LOCAL MUNICIPALITY STAMPS

WIMS number: 070638
page type: A0

HEALTH DEPARTMENT SIGNATURES

FACILITY	
FACILITY CEO	
FACILITY MANAGER	
DISTRICT MANAGER	
DOH PROJECT LEADER	

Checked by (Professional Consultant)

Name

2022/10/27 15:26:45

Signature | Date

consultant
15 The Boulevard
Westway Office Park,
Westville,
Durban, 3630
Tel. 031 265 0444
email. george@ukuza.co.za
UKUZA CONSULTING (PTY) LTD

ARCHITECTURE

public works
Department:
Public Works
PROVINCE OF KWAZULU-NATAL

health
Department:
Health
PROVINCE OF KWAZULU-NATAL

Project
PROPOSED NEW ORTHOTIC AND PROSTHETICS CENTRE ON THANDUYISE DRIVE, ERF 1241, NGWELEZANE HOSPITAL, NGWELEZANE A, EMPANGENI, KWAZULU NATAL PROVINCE

Drawing title
WINDOW SCHEDULE

Project Stage
070638 - STAGE 4 TENDER

Drawn gck	Date 2022/10/27 15:26:45
scale 1 : 50	

drawing number
070638 DOH - A- 8100 - 0

Drawing Number ID

070638 = WIMS no
DOH = Department
A = Consultant Discipline
0000 = Drawing No
0 = Revision No

ANNEXURE D - DRAWINGS

ANNEXURE B - FINISHING SCHEDULE (PAGE 7 OF 7)

SANITARY SCHEDULE - NGWEREZANE HOSPITAL: ORTHOTICS AND PROSTHETICS CENTRE

		RECEPTION	FILING	PAR 5	LADIES 2	DUCT 3	PAR 6	GENTS 2	BOARDROOM	STAFF LOUNGE	PASSAGE 2	SYS MANAGER	ASS DIRECTOR	CHIEF MOP	MOP OFFICE	CHNG ROOM	CLEANERS RM	POP RECTIFICATION	LAMINATION	SPRAY ROOM	OVEN ROOM	WELDING RM	GAS BOTTLE 1	GAS BOTTLE 2	GENERATOR RM	SKIP AREA	DOMESTIC WASTE	SERVICES AREA	PASSAGE 3	MACHINE ROMOM	OFFICE 1	WORKSHOP	PASSAGE 4	FLAMMABLE STORE	SH 1	SH 2	GENTS 3	WC 1	PAR 8	STORE	DUCT 2	PAR 7	WC 2	LADIES 2	SH 3	SH 4	OFFICE 2	WAITING AREA 2	SCM	WAITING AREA 1	ASSESSMENT 3	PAR 1	PASSAGE 1	ASSESSMENT 2	PAR 2	PAR 3	WC 4	LADIES 1	GENTS 1	PAR 4	DUCT 1	PAR 5	ASSESSMENT 1	GUARD HOUSE	WC 5	YARD		
1	WATER FOUNTAIN		