

TENDER: SBM 51/24/25

Munisipale Kantoor
 Privaatsak X12
 VREDENBURG, 7380
 Tel. No.(022) 701-7113
 Faks No.(022) 715-1304



Municipal Offices
 Private Bag X12
 VREDENBURG, 7380
 Tel. No.(022) 701-7113
 Fax No.(022) 715-1304

TENDER DOCUMENT

TENDER NUMBER	SBM 51/24/25
TENDER DESCRIPTION	SUPPLY AND DELIVERY OF BUILDING MATERIAL TO SALDANHA BAY MUNICIPALITY FOR A PERIOD ENDING 30 JUNE 2028.
NAME OF TENDERER	
BUSINESS ADDRESS	
TELEPHONE NUMBER	
CSD NUMBER	

SUBMISSION DETAILS:

ADDRESS	TENDER BOX, GROUND FLOOR, INVESTMENT CENTRE, 15 MAIN ROAD, VREDENBURG		
CLOSING DATE	06 FEBRUARY 2026	CLOSING TIME	12H00

The document, fully completed in all respects, together with any returnable and additional, supporting documentation required, must be submitted in a sealed envelope with the name and address of the tenderer, the project number and description and the closing date and time indicated on the envelope. The sealed envelopes must be inserted into the appropriate official tender box before the closing date and time.

TENDER: SBM 51/24/25

All bids must be submitted on the official bid documents issued by SBM for this bid and not be re-typed.

Do not dismember this Tender Document (do not take it apart or put documents between its pages) and all other documents of the submission must be attached to this Tender Document.

ANY ENQUIRIES REGARDING THE BIDDING PROCEDURE MAY BE DIRECTED TO:

Department: Supply Chain Management

Contact Person: Rosaire Farmer
Tel: 022 701 6945
Email: rosaire.farmer@sbm.gov.za

ANY ENQUIRIES REGARDING TECHNICAL INFORMATION / SPECIFICATIONS MAY BE DIRECTED TO:

Contact Person: Roberto Coetzee
Tel: 022 701 7167
Email: roberto.coetzee@sbm.gov.za

INSTRUCTION: HANDLING OF TENDER DOCUMENT

Tenders must be properly received and deposited in the above-mentioned tender box on or before the closing date and before the closing time. No late tender offers will be accepted under any circumstances. Tender offers must be submitted in a sealed envelope properly marked in terms of the tender number and tender description as indicated above. If the tender offer is too large to fit into the abovementioned box, please enquire at the public counter opposite the tender boxes for assistance. No tender offers will be accepted via facsimile, email or electronic copies.

All bids must be submitted on the official bid documents issued by SBM for this bid and not be re-typed.

Do not dismember this Tender Document (do not take it apart or put documents between its pages) and all other documents of the submission must be attached to this Tender Document.

Tenders generated from e-Tender:

E-TENDER DECLARATION

It is compulsory to confirm "Yes" or "No" on all line items **Yes/No**

The original document collected from the Municipality must be submitted or, if documents are printed from the e-tender website, the original, printed document must be submitted, clearly reflecting all writing and signatures in black ink. Copied documents where the writing and signatures is unclear and/or copied will render the tender non-responsive.	
Print the tender document with a quality printer. If the wording is unclear, the document will be discarded.	
Printed documents must be bound securely according to page numbers to prevent pages getting lost. Missing pages will render the tender non-responsive. Do not staple the pages together.	
The Price Schedule and All Annexures with compulsory attachments must be bind to the back of the document.	
No alterations of the document will be accepted. Any alterations will disqualify the tender.	
Print the Tender document on both sides to save paper and for standardisation.	

It is compulsory to comply and sign below if the tenderer agrees to the requirements above

I accept and approve all of the above.

SIGNATURE OF TENDERER

CHECKLIST

Please ensure that you have included all the documents listed below and submit it with your tender document as well as ensure that you adhere to the listed requirements. This will ensure that your tender is not deemed to be non-responsive and disqualified.

PLEASE TICK BOX ON THE LEFT

- Identity Documents of all those with equity ownership in the organization. In the case of a company please include only those ID documents of the Directors with equity ownership.
- Company registration forms.
- Certified copy of director/s municipal account/s.
- Registration with professional body (If applicable).
- Samples Provided (If applicable).
- All relevant sections complete and signed and all pages of tender document initialled by authorized signatory.
- Proof attached that signatory is duly authorized to enter into contractual agreement with Saldanha Bay Municipality on behalf of the organization.
- Original or Originally Certified copy of a valid SANAS approved B-BBEE certificate or a valid B-BBEE affidavit.
- Proof for claiming points for locality as required in MBD 6.1.
- Tax-compliant status on CSD.
- Three year financial statements of the company (tenderer).

DECLARATION

I declare that all relevant documentations have been included with the bid document and all the tender conditions have been adhered to.

Name: _____ Signature: _____

Capacity: _____

CONTENTS

CONTENTS	5
PART A: INVITATION AND GENERAL INSTRUCTION	6
1. ADVERTISEMENT	6
2. INSTRUCTION TO TENDERER:	7
PART B: COMPULSORY RETURNABLE DOCUMENTS (SCM RELATED)	15
3. MBD 1: INVITATION TO TENDER	15
4. MBD 4: DECLARATION OF INTEREST	17
5. MBD 6.1 (PRERENCE POINTS CLAIM FORM)	20
6. MBD 8: BIDDER’S PAST PRACTICES	27
7. MBD 9: CERTIFICATE OF INDEPENDENT BID DETERMINATION	30
8. CENTRAL SUPPLIER DATABASE (CSD)	33
PART C: CONDITIONS OF CONTRACT	34
9. GENERAL CONDITIONS OF CONTRACT (GCC OF 2010)	34
10. SPECIAL CONDITIONS OF CONTRACT	48
11. AUTHORITY TO SIGN BID	50
12. CONTRACT FORM: PURCHASE OF GOODS/WORKS/SERVICES (MBD7)	57
PART D: SPECIFICATIONS.....	59
13. SPECIFICATIONS:	59
14. PRICING SCHEDULE	102
15. PRICE ADJUSTMENTS	187
16. OMISSIONS, ALTERATIONS AND ADDITIONS	188
17. SCHEDULE OF VARIATIONS FROM SPECIAL CONDITIONS OF CONTRACT	189

PART A: INVITATION AND GENERAL INSTRUCTION

1. ADVERTISEMENT

SALDANHABAAT MUNISIPALITEIT

TENDER NOMMER: SBM 51/24/25

TENDER BESKRYWING: VERSKAFFING EN AFLEWERING VAN BOUMATERIAAL AAN SALDANHABAAT MUNISIPALITEIT VIR 'N PERIODE WAT EINDIG 30 JUNIE 2028.

Tender dokumente is beskikbaar om afgelaai te word op die e-Tender publikasie webtuiste www.etenders.gov.za of kan alternatiewelik verkry word by Mev. R. Farmer, Hoofstraat 15, Beleggingsentrum, Vredenburg vanaf **Maandag, 19 Januarie 2026**.

Indien tenders verkry word, moet 'n nie-terugbetaalbare tender deposito van R295.00 betaal word aan Saldanhaabaai Munisipaliteit. 'n Bewys van betaling moet aangebied word vir die verkryging van tender dokumente.

Navrae: Mnr. R. Coetzee

E-pos: roberto.coetzee@sbm.gov.za

Tenders moet in die tenderbus by die Beleggingsentrum, Hoofstraat 15, Vredenburg ingedien word **voor 12H00 op Vrydag, 06 Februarie 2026** en moet in 'n geseëde koevert wees waarop daar aan die buitekant duidelik gemerk is die bovermelde tender nommer en beskrywing.

Na die sluitingsuur sal die tenders in die publiek oopgemaak word. Enige of die laagste tender sal nie noodwendig aanvaar word nie.

'n Verpligte inligtingsessie sal plaasvind by die Munisipale Raadsaal, Hoofstraat 12, Vredenburg op **Maandag, 26 Januarie 2026 stiptelik om 12H00. Geen grasie periode sal toegelaat word nie.**

Die 80/20 voorkeur-puntestelsel soos vervat in die Voorkeur Verkrygings Beleid, R8/5-25, van 29 Mei 2025 sal in die beoordeling van hierdie tender gebruik word.

'n Geldige inkomstebelasting uitklaringsertifikaat, soos uitgereik deur die Suid-Afrikaanse Inkomstediens, moet tesame met die tender dokument ingehandig word, en die tenderaar moet voldoen aan die belastingvoorwaardes op die Sentrale Verskaffers Databasis (CSD).

Mnr. H. Mettler
MUNISIPALE BESTUURDER
Saldanhaabaai Munisipaliteit
Privaatsak X12
VREDENBURG
7380

SALDANHA BAY MUNICIPALITY

TENDER NUMBER: SBM 51/24/25

TENDER DESCRIPTION: SUPPLY AND DELIVERY OF BUILDING MATERIAL TO SALDANHA BAY MUNICIPALITY FOR A PERIOD ENDING 30 JUNE 2028.

Tender documents can be downloaded from the e-Tender publication portal at www.etenders.gov.za or alternatively can be collected from Mrs. R. Farmer, 15 Main Road, Investment Centre, Vredenburg from **Monday, 19 January 2026**.

If tenders are collected, a non-refundable tender deposit of R 295.00 is payable to Saldanha Bay Municipality. A proof of deposit is required for the collection of tender documents.

Enquiries: Mr. R. Coetzee

Email: roberto.coetzee@sbm.gov.za

Tenders must be placed in the tender box at the Investment Centre, Ground Floor, 15 Main Road, Vredenburg, **before 12H00 on Friday, 06 February 2026**, in a sealed envelope upon the outside whereon is clearly marked the above-mentioned tender number and description.

The tenders shall be opened in the public after the closing hour. Any or the lowest tender will not necessarily be accepted.

A compulsory briefing session will be held at the Council Chamber, 12 Main Road, Vredenburg on **Monday, 26 January 2026 promptly at 12H00. No grace period will be allowed.**

The 80/20 preference point system as contained in the Preferential Procurement Policy, R8/5-25, of 29 May 2025 will be used in the adjudication of this tender.

A valid tax clearance certificate, from the South African Revenue Services, must be supplied with the tender document, and the tenderer must be tax-compliant on the Central Supplier Database (CSD).

Mr. H. Mettler
MUNICIPAL MANAGER
Saldanha Bay Municipality
Private Bag X 12
VREDENBURG
7380

2. INSTRUCTION TO TENDERER:

2.1 General and Special Conditions of Contract

The General Conditions of Contract (GCC) as well as Special Conditions of Contract (SCC) forming part of this set of tender documents will be applicable to this tender in addition to the conditions of tender. Where the GCC and SCC are in conflict with one another, the stipulations of the SCC will prevail.

2.2 Acceptance or Rejection of a Tender

The Municipality reserves the right to withdraw any invitation to tender and/or to re-advertise or to reject any tender or to accept a part of it. The Municipality does not bind itself to accepting the lowest tender or the tender scoring the highest points.

2.3 Validity Period

Bids shall remain valid and binding for a minimum of 90 days after the tender closure date and the validity extend automatically till the contract is signed if validity goes beyond the number of days indicated. The reason for this is to ensure that the tender is valid till appeals were considered, if received.

2.4 Cost of Tender Documents

Tender documents can be downloaded from the eTender publication portal at www.etenders.gov.za or alternatively can be collected at a non-refundable tender deposit rate payable to Saldanha Bay Municipality. Payment for tender documents must be made by a crossed cheque, cash or payment into Saldanha Bay Municipality's bank account payable to the Saldanha Bay Municipality. These costs are non-refundable. No unauthorised alteration of this set of tender documents will be allowed. Any unauthorised alteration will disqualify the tender automatically.

2.5 Registration on Accredited Supplier Database

It is expected of all prospective service providers who are not yet registered on the Central Supplier Database, to register online. In the event that a tenderer is not yet registered, it is requested that the online registration proceeds with the Central Supplier Database. The Municipality reserves the right not to award tenders to prospective suppliers who are not registered on the Central Supplier Database.

2.6 Completion of Tender Documents

- a) The original tender document must be completed fully in black ink and signed by the authorised signatory to validate the tender. All the pages must be initialed by the authorised signatory and returned.
- b) Tender documents may not be retyped.

- c) The complete original tender document must be returned. Missing pages will result in the disqualification of the tender.
- d) No unauthorized alteration of this set of tender documents will be allowed. Any unauthorized alteration will disqualify the tender automatically. Any ambiguity has to be cleared with the contact person for the tender before the tender closure.
- e) Tenders must be completed in indelible ink and NO CORRECTION FLUID may be used in the Tender Document. If corrections must be made, a line must be drawn through the correction and it must be initialed.
- f) The bidder must verify regularly on E-tender and our website whether there are any addendums before submission and addendums must be submitted with the tender document.
- g) If a document is electronically completed, NO ALTERATIONS OR AMENDMENTS may be made to the content of the tender document. ALTERATIONS OR AMENDMENTS to the tender document will result in disqualification. Also note that the contract will be terminated in a case where it is detected after contract signing that the tender document was altered or amended. It thus remains the responsibility of the tenderer to ensure that the same document as was issued is submitted.

2.7 Compulsory Documentation

2.7.1 Income Tax Clearance Certificate

A valid Income Tax Clearance Certificate must accompany the bid documents unless the bidder is registered on the Central Supplier Database and are Tax compliant. If the South African Revenue Services (SARS) cannot provide a valid Income Tax Clearance Certificate, the bidder must submit a letter from SARS on an original SARS letterhead that their tax matters are in order or their tax pin.

2.7.2 Construction Industry Development Board (CIDB)

When applicable, a copy of the bidder's registration and grading certificate with the CIDB must be included with the tender.

2.7.3 Municipal Rates, Taxes and Charges

Business account: See MBD 6.1 and call office if any clarification is required (important for claiming preference points).

Director's accounts:

- a) A copy of the bidder's municipal account for the month preceding the tender closure date must accompany the tender documents.

- b) Any bidder which is or whose directors are in arrears with their municipal rates and taxes or municipal charges due to any Municipality or any of its entities for more than three months and have not made an arrangement for settlement of same before the bid closure date will be disqualified.

2.8 Authorized Signatory

- a) A copy of the recorded Resolution taken by the Board of Directors, members, partners or trustees authorizing the representative to submit this bid on the bidder's behalf must be attached to the Bid Document on submission of same.
- b) A bid shall be eligible for consideration only if it bears the signature of the bidder or of some person duly and lawfully authorized to sign it for and on behalf of the bidder.

2.9 Site / Information Meetings

Site or information meetings, if specified, are compulsory. Bids will not be accepted from bidders who have not attended the site or information meeting on the specified date.

2.10 Samples

Samples, if requested, are to be provided to the Municipality with the tender document and are not returnable.

2.11 Quantities of Specific Items

If tenders are called for a specific number of items, Council reserves the right to change the number of such items to be higher or lower. The successful bidder will then be given an opportunity to evaluate the new scenario and inform the Municipality if it is acceptable. If the successful bidder does not accept the new scenario, it will be offered to the second placed bidder. The process will be continued to the Municipality's satisfaction.

2.12 Submission of Tender

- a) The tender must be placed in a sealed envelope, or envelopes when the two-envelope system is specified, clearly marked with the tender number, title as well as closing date and time and be - placed in the **tender box at the Ground Floor in the Investment Centre, 15 Main Road, Vredenburg by not later than 12H00 on the specified closing date.**
- b) Faxed, e-mailed and late tenders will not be accepted. Tenders may be delivered by hand, by courier, or posted at the bidder's risk and must be received by the deadline specified above, irrespective of how they are sent or delivered.

2.13 Expenses Incurred in Preparation of Tender

The Municipality shall not be liable for any expenses incurred in the preparation and submission of the tender.

2.14 Contact with Municipality after Tender Closure Date

- a) Bidders shall not contact the Saldanha Bay Municipality on any matter relating to their bid from the time of the opening of the bid to the time the contract is awarded.
- b) If a bidder wishes to bring additional information to the notice of the Saldanha Bay Municipality, it should do so in writing to the Saldanha Bay Municipality.
- c) Any effort by the firm to influence the Saldanha Bay Municipality in the bid evaluation, bid comparison or contract award decisions may result in the rejection of the bid.

2.15 Opening, Recording and Publications of Tenders Received

- a) Tenders will be opened on the closing date immediately after the closing time specified in the tender documents. If requested by any bidder present, the names of the bidders, and if practical, the total amount of each bid and of any alternative bids will be read out aloud.
- b) Details of tenders received in time will be published on the Municipality's website as well as recorded in a register which is open to public inspection.

2.16 Evaluation of Tenders

Tenders will be evaluated in terms of their responsiveness to the tender specifications and requirements as well as such additional criteria as set out in this set of tender documents.

2.17 Supply Chain Management Policy and Regulations

Bids will be awarded in accordance with the PREFERENTIAL PROCUREMENT POLICY adopted by Council on R8/5-25, of 29 May 2025, as well as the Municipality's Supply Chain Management Policy.

- a) B-BBEE
 - Original or originally certified B-BBEE certificate or Affidavit.
- b) Locality
 - i) Where the tenderer is the owner of the property:
 - ii) The municipal account must be registered in the trading name of owner of the property, for example:
 - Partnership (Lead company according to agreement).
 - Joint Venture (Lead company according to agreements and where daily operations are done).
 - Close Corporation (name of the CC).
 - Public Company "Limited or Ltd" (name of the company).
 - Private company / Proprietary company / (Pty) Ltd (name of the company).
 - Non-Profit Company "NPC" (name of the company).
 - State Owned Company "SOC" (name of the SOC).
 - In the case of a One-person business / sole propriety the account must either be in the trading name or in the owner's name.

- In the case of a Private Company (Pty) Ltd. (small businesses') which trades from the residential address of the Director, the municipal account can be in the name of the Director if he/she is the owner of the residential property. This is applicable in cases where the company has only 1 Director. If more than 1 Director, the other directors must also reside at the same address and such proof must be submitted in the form of an Affidavit.

c) Where the tenderer is not the owner of the property:

i) Sole propriety (residential):

- If the municipal account is not registered in the name of the Sole Propriety, a valid Lease Agreement to be submitted.
 - OR
- If no valid Lease Agreement exist, an affidavit from the owner of the property must be submitted.
- The owner of the property must confirm the following:
 - ✓ That the sole propriety is conducting business from the said address as indicated in the bid documents.
 - ✓ What are the conditions/agreement for conducting business from premises.
 - ✓ For example: Declares that no written lease agreement exists, a verbal lease agreement exist, sole supplier does not have any obligation to contribute to any payment of municipal accounts; sole propriety not liable for any rent payments, etc.
 - ✓ The ID numbers of both the owner of property and the sole propriety must reflect on the affidavit.

NB: A Detailed affidavit must be submitted. Not the affidavit that only indicates the following "I don't own any buildings and therefore does not have any municipal accounts".

Note: Affidavits valid for a period of 3 months

- Close Corporation, Public Company, Personal Liability Company, (Pty) Limited, Non-Profit Company, State Owned Companies - A valid Lease Agreement must be submitted:
 - ✓ If a valid Lease Agreement does not exist, an affidavit from the owner of the property must be submitted.
 - ✓ The owner of the property must confirm the following:
 - ✓ That the tenderer/supplier is conducting business from the said address as indicated in the bid documents.
 - ✓ What are the conditions/agreement for conducting business from premises.

- ✓ For example: Declares that no written lease agreement exists, a verbal lease agreement exist, sole supplier does not have any obligation to contribute to any payment of municipal accounts; Sole supplier not liable for any rent payments, etc.
- ✓ The ID numbers of both the owner of property, the Director (Authorised to represent the entity or sign documents on behalf of entity) and/or the supplier company registration number must reflect on the affidavit.
- ✓ If the property is in the name of a Trust, an affidavit must be obtained from the Trustee(s).
- ✓ NB: A Detailed affidavit must be submitted. Not the affidavit that only indicates the following "I don't own any buildings and therefore does not have any municipal accounts".

- d) Sub-Leasing vs Apartments (block of buildings) owned by one (1) person / director which also operates more than 1 business from the same premises:
- i) If any Sub Leasing exist, a valid Sub Lease agreement must be submitted.
 - ii) In instances where a director owns an apartment (block of buildings) and runs more than one business from it, this block is registered in the name of a trust or one (1) of the business's he owns. When a tenderer submits a bid, is not the one (1) owning the business, the same information as per 2.24.2.2 above must be submitted.

Note: The residential or business address of the tenderer or sole propriety is tested, therefore the postal address on the municipal account cannot be used to claim points for locality. Please ensure that the residential address on the municipal account agrees to the address as recorded in the compulsory documents to be completed and / attachments and / CSD / CIPC, if necessary.

A SCORE OF 0 (ZERO) WILL BE ALLOCATED IF COMPULSORY DOCUMENTS ARE NOT DULY COMPLETED AND SIGNED AND / IF INSUFFICIENT PROOF SUBMITTED AT THE CLOSING TIME AND DATE.

2.18 Contract

The successful bidder will be expected to sign the agreement of this bid document within 7 (seven) days of the date of notification by the Saldanha Bay Municipality that his/her bid has been accepted. **The signing of the relevant sections of this bid document signifies the conclusion of the contract. The Municipality, at its discretion, may request the signing of an additional Service Level Agreement which, together with the signed tender document, will constitute the full agreement between the Municipality and the successful bidder.**

2.19 Language of Contract

The contract documents will be compiled in English and the English versions of all referred documents will be taken as applicable.

2.20 Stamp and Other Duties

The successful bidder will be liable for all duties and costs on legal documents resulting in the establishment of a contract and for the surety and retentions.

2.21 Wrong Information Furnished

Where a contract has been awarded on the strength of the information furnished by the bidder which, after the conclusion of the relevant agreement, is proved to have been incorrect, the Municipality may, in addition to any other legal remedy it may have, recover from the contractor all costs, losses or damages incurred or sustained by the Municipality as a result of the award of the contract.

2.22 Enquiries

Enquiries in connection with this tender, prior to the tender closure date, regarding the Supply Chain Management related aspects, may be addressed to Rosaire Farmer, Tel: 022 701 6945 or e-mail rosaire.farmer@sbm.gov.za. Enquiries regarding the specifications may be addressed to Roberto Coetzee, Tel: 022 701 7167 or email at roberto.coetzee@sbm.gov.za.

2.23 Submission of Invoices:

Where the value of an intended contract will exceed R 1 000 000.00 (R1 million) it is the bidder's responsibility to be registered with the South African Revenue Services for VAT purposes in order to be able to issue tax invoices.

The successful bidder(s) to ensure compliance with Section 20(4) of the Value Added Tax (VAT) Act, 89 of 1991.

In terms of Section 20(4) of the Act, the TAX INVOICE(S) received from registered Vat vendors MUST bear the following information:

- **The words "TAX INVOICE" in a prominent place;**
- **Name, address and VAT registration number of the supplier;**
- **The name and address: Saldanha Bay Municipality, Private Bag X12, Vredenburg, 7380;**
- **The Saldanha Bay Municipality VAT registration number: 41001113150;**
- **Unique VAT invoice number and date of issue;**
- **Accurate description of goods and/or services;**
- **Quantity or volume of goods or services supplied; and**
- **Price and VAT amount and percentage (%).**

Failure to comply with abovementioned will result in payments not been made timeously.

Also take note that Saldanha Bay Municipality will not be liable for any late payments as a result of invalid Tax Invoice submitted by suppliers.

I hereby declare compliance with Section 20(4) of the Value Added Tax (VAT) Act, 89 of 1991 and that I am duly authorised to sign on behalf of the company

PRINT NAME

SIGNATURE

DATE

PART B: COMPULSORY RETURNABLE DOCUMENTS (SCM RELATED)

3. MBD 1: INVITATION TO TENDER

YOU ARE HEREBY INVITED TO BID FOR REQUIREMENTS OF SALDANHA BAY MUNICIPALITY				
SUPPLIER INFORMATION				
NAME OF BIDDER				
POSTAL ADDRESS OF BUSINESS				
STREET ADDRESS OF BUSINESS				
TELEPHONE NUMBER	CODE		NUMBER	
CELLPHONE NUMBER				
FACSIMILE NUMBER	CODE		NUMBER	
E-MAIL ADDRESS				
VAT REGISTRATION NUMBER				
TAX COMPLIANCE STATUS	TCS PIN		OR	CSD No
B-BBEE STATUS LEVEL VERIFICATION CERTIFICATE OR SWORN AFFIDAVIT [TICK APPLICABLE BOX]	Yes	No	CONTRIBUTOR FACTOR (1 – 10)	
DOCUMENTS REQUIRED AS PRESCRIBED TO CLAIM PREFERENCE POINTS. IF DOCUMENTS ARE NOT PROVIDED AS REQUESTED 0 POINTS WILL BE ALLOCATED.				
ORIGINAL OR ORIGINAL CERTIFIED B-BBEE STATUS LEVEL VERIFICATION CERTIFICATE ISSUED BY A SANAS ACCREDITED AGENCY OR EME OR QSE SWORN AFFIDAVIT OR A CERTIFIED COPY THEREOF				
MUNICIPAL ACCOUNT OR LEASE AGREEMENT IN THE NAME OF THE BUSINESS OR AN AFFIDAVIT FROM THE OWNER OF THE PROPERTY WHERE OF BUSINESS				
ARE YOU THE ACCREDITED REPRESENTATIVE IN SOUTH AFRICA FOR THE GOODS / SERVICES / WORKS OFFERED?	YES OR NO (Provide proof)		ARE YOU A FOREIGN BASED SUPPLIERS FOR THE GOODS / SERVICES / WORKS OFFERED?	YES OR NO (If yes, answer 3)
CRS no	TOTAL BID PRICE (Brought forward)			R
SIGNATURE OF BIDDER				DATE
CAPACITY UNDER WHICH THIS BID IS SIGNED				
BIDDING PROCEDURE ENQUIRIES MAY BE DIRECTED TO:		TECHNICAL INFORMATION MAY BE DIRECTED TO:		
DEPARTMENT	Supply Chain Management	DEPARTMENT	Municipal Facilities (Buildings)	
CONTACT PERSON	Rosaire Farmer	CONTACT PERSON	Roberto Coetzee	
TELEPHONE NUMBER	022 701 6945	TELEPHONE NUMBER	022 701 7167	
E-MAIL ADDRESS	rosaire.farmer@sbm.gov.za	E-MAIL ADDRESS	roberto.coetzee@sbm.gov.za	

TENDER: SBM 51/24/25

1. BID SUBMISSION:

- 1.1. BIDS MUST BE DELIVERED BY THE STIPULATED TIME TO THE CORRECT ADDRESS. LATE BIDS WILL NOT BE ACCEPTED FOR CONSIDERATION.
- 1.2. ALL BIDS MUST BE SUBMITTED ON THE OFFICIAL FORMS PROVIDED (NOT TO BE RE-TYPED) OR ONLINE
- 1.3. THIS BID IS SUBJECT TO THE 80/20 PREFERENCE POINT SYSTEM AS CONTAINED IN THE PREFERENTIAL PROCUREMENT POLICY, R8/5-25, OF 29 MAY 2025, WILL BE USED IN THE ADJUDICATION OF THIS TENDER.

2. TAX COMPLIANCE REQUIREMENTS

- 2.1 BIDDERS MUST ENSURE COMPLIANCE WITH THEIR TAX OBLIGATIONS.
- 2.2 BIDDERS ARE REQUIRED TO SUBMIT THEIR UNIQUE PERSONAL IDENTIFICATION NUMBER (PIN) ISSUED BY SARS TO ENABLE THE ORGAN OF STATE TO VIEW THE TAXPAYER'S PROFILE AND TAX STATUS.
- 2.3 APPLICATION FOR THE TAX COMPLIANCE STATUS (TCS) CERTIFICATE OR PIN MAY ALSO BE MADE VIA E-FILING. IN ORDER TO USE THIS PROVISION, TAXPAYERS WILL NEED TO REGISTER WITH SARS AS E-FILERS THROUGH THE WEBSITE WWW.SARS.GOV.ZA.
- 2.4 FOREIGN SUPPLIERS MUST COMPLETE THE PRE-AWARD QUESTIONNAIRE IN PART B:3.
- 2.5 BIDDERS MAY ALSO SUBMIT A PRINTED TCS CERTIFICATE TOGETHER WITH THE BID.
- 2.6 IN BIDS WHERE CONSORTIA / JOINT VENTURES / SUB-CONTRACTORS ARE INVOLVED, EACH PARTY MUST SUBMIT A SEPARATE TCS CERTIFICATE / PIN / CSD NUMBER.
- 2.7 WHERE NO TCS IS AVAILABLE BUT THE BIDDER IS REGISTERED ON THE CENTRAL SUPPLIER DATABASE (CSD), A CSD NUMBER MUST BE PROVIDED.

3. QUESTIONNAIRE TO BIDDING FOREIGN SUPPLIERS

- | | |
|--|--------|
| 3.1. IS THE ENTITY A RESIDENT OF THE REPUBLIC OF SOUTH AFRICA (RSA)? | YES/NO |
| 3.2. DOES THE ENTITY HAVE A BRANCH IN THE RSA? | YES/NO |
| 3.3. DOES THE ENTITY HAVE A PERMANENT ESTABLISHMENT IN THE RSA? | YES/NO |
| 3.4. DOES THE ENTITY HAVE ANY SOURCE OF INCOME IN THE RSA? | YES/NO |
| 3.5. IS THE ENTITY LIABLE IN THE RSA FOR ANY FORM OF TAXATION? | YES/NO |

IF THE ANSWER IS "NO" TO ALL OF THE ABOVE, THEN IT IS NOT A REQUIREMENT TO REGISTER FOR A TAX COMPLIANCE STATUS SYSTEM PIN CODE FROM THE SOUTH AFRICAN REVENUE SERVICE (SARS) AND IF NOT REGISTER AS PER 2.3 ABOVE.

NB: FAILURE TO PROVIDE ANY OF THE ABOVE PARTICULARS MAY RENDER THE BID INVALID. NO BIDS WILL BE CONSIDERED FROM PERSONS IN THE SERVICE OF THE STATE.

THE MUNICIPALITY RESERVES THE RIGHT TO ACCEPT ALL, SOME, OR NONE OF THE BIDS SUBMITTED EITHER WHOLLY OR IN PART — AND IT IS NOT OBLIGATED TO ACCEPT THE LOWEST BID.

SIGNATURE OF BIDDER:

CAPACITY UNDER WHICH THIS BID IS SIGNED:

DATE:

4. MBD 4: DECLARATION OF INTEREST

DECLARATION OF INTEREST	
1.	No bid will be accepted from persons in the service of the state*.
2.	Any person, having a kinship with persons in the service of the state, including a blood relationship, may make an offer or offers in terms of this invitation to bid. In view of possible allegations of favouritism, should the resulting bid, or part thereof, be awarded to persons connected with or related to persons in the service of the state, it is required that the bidder or their authorised representative declare their position in relation to the evaluating/adjudicating authority.
3.	In order to give effect to the above, the following questionnaire must be completed and submitted with the bid.
3.1.	Full Name of bidder or his / her representative:
3.2.	Identity number:
3.3.	Position occupied in the Company (director, trustee, shareholder ²)
3.4.	Company Registration Number:
3.5.	Tax Reference Number:
3.6.	VAT Registration Number:
3.7.	The names of all directors / trustees / shareholders / members, their individual identity numbers and state employee numbers (where applicable) must be indicated in paragraph 4 below.
3.8.	Are you presently in the service of the state* YES / NO
3.8.1.	If yes, furnish particulars.
3.9.	Have you been in the service of the state for the past twelve months? YES / NO
3.9.1.	If so, furnish particulars.
3.10.	Do you, have any relationship (family, friend, other) with persons in the service of the state and who may be involved with the evaluation and or adjudication of this bid? YES / NO

TENDER: SBM 51/24/25

3.10.1.	If so, state particulars.		
3.11.	Are you aware of any relationship (family, friend, other) between the bidder and any person in the service of the state who may be involved with the evaluation and or adjudication of this bid?	YES / NO	
3.11.1.	If so, state particulars.		
3.12.	Are any of the company's directors, managers, principal shareholders or stakeholders in service of the state?	YES / NO	
3.12.1.	If so, state particulars.		
3.13.	Is any spouse, child or parent of the company's directors, trustees, managers, principle shareholders or stakeholders in service of the state?	YES / NO	
3.13.1.	If so, furnish particulars.		
3.14.	Do you or any of the directors, trustees, managers, principle shareholders, or stakeholders of this company have any interest in any other related companies or business whether or not they are bidding for this contract?	YES / NO	
3.14.1.	If so, furnish particulars.		
4.	Full details of directors / trustees / members / shareholders:		
COMPLETION OF THE FOLLOWING INFORMATION IS <u>COMPULSORY</u>:			
Full Name	Identity Number	Individual Tax Number for each Director	State Employee Number

CERTIFICATION

I CERTIFY THAT THE INFORMATION FURNISHED ON THIS DECLARATION FORM IS CORRECT. I ACCEPT THAT THE STATE MAY ACT AGAINST ME SHOULD THIS DECLARATION PROVE TO BE FALSE.

NAME OF ENTERPRISE			
CAPACITY		DATE	
NAME (PRINT)		SIGNATURE	

¹MSCM Regulations: "in the service of the state" means to be -

- | | |
|----|---|
| a) | a member of –
(i) any municipal council;
(ii) any provincial legislature; or
(iii) the National Assembly or the National Council of Provinces; |
| b) | a member of the board of directors of any municipal entity; |
| c) | an official or any Municipality or municipal entity; |
| d) | an employee of any national or provincial department, national or provincial public entity or constitutional institution within the meaning of the Public Finance Management Act, 1999 (Act No. 1 of 1999); |
| e) | a member of the accounting authority of any national or provincial entity; or |
| f) | an employee of Parliament or a provincial legislature. |

²"Shareholder" means a person who owns shares in the company and is actively involved in the management of the company or business and exercise control over the company.

5. MBD 6.1 (PREFERENCE POINTS CLAIM FORM)

PREFERENCE POINTS CLAIM FORM IN TERMS OF THE PREFERENTIAL PROCUREMENT REGULATIONS 2022 AND PREFERENTIAL PROCUREMENT POLICY OF COUNCIL: 80/20 PREFERENCE POINT SYSTEM

This preference form must form part of all bids invited. It contains general information and serves as a claim form for preference points for specific goals.

NB: BEFORE COMPLETING THIS FORM, BIDDERS MUST STUDY THE GENERAL CONDITIONS, DEFINITIONS AND DIRECTIVES APPLICABLE IN RESPECT OF THE BID, PREFERENTIAL PROCUREMENT REGULATIONS, 2022 AND PREFERENTIAL PROCUREMENT POLICY OF COUNCIL.

1. GENERAL CONDITIONS

1.1 The following preference point system is applicable to invitations to bid:

- the 80/20 system for requirements with a Rand value of up to R50 000 000 (all applicable taxes included).

1.2 Points for this bid (even in the case of a bid for income-generating contracts) shall be awarded for:

- a) Price; and
- b) Specific Goals (B-BBEE status level contribution and Locality).

1.3 The maximum points for this bid are allocated as follows:

	POINTS
PRICE	80
SPECIFIC GOALS	20 (10 B-BBEE and 10 Locality)
TOTAL POINTS FOR PRICE AND SPECIFIC GOALS	100

1.4 Failure on the part of a bidder to submit proof or documentation required in terms of this bid to claim points for specific goals with the bid, will be interpreted to mean that preference points for specific goals are not claimed.

1.4.1 B-BBEE

Failure on the part of a bidder to submit a B-BBEE Verification Certificate from a Verification Agency accredited by the South African National Accreditation System (SANAS), or a sworn affidavit confirming annual turnover and level of black ownership in case of an EME and QSE together with the bid, will be interpreted to mean that preference points for B-BBEE status level of contribution are not claimed.

1.4.2 Locality

1.4.2.1. Where the tenderer is the owner of the property

The municipal account must be registered in the trading name of owner of the property, for example:

- Partnership (Lead company according to agreement).
- Joint Venture (Lead company according to agreements and where daily operations are done).
- Close Corporation (name of the CC).

- Public Company "Limited or Ltd" (name of the company).
- Private company / Proprietary company / (Pty) Ltd (name of the company).
- Non-Profit Company "NPC" (name of the company).
- State Owned Company "SOC" (name of the SOC).
- In the case of a One-person business / sole proprietor the account must either be in the trading name or in the owner's name.
- In the case of a Private Company (Pty) Ltd. (small businesses) which trades from the residential address of the Director, the municipal account can be in the name of the Director if he/she is the owner of the residential property. This is applicable in cases where the company has only 1 Director. If more than 1 Director, the other directors must also reside at the same address and such proof must be submitted in the form of an Affidavit.

1.4.2.2. Where the tenderer is not the owner of the property

Sole propriety (residential):

- If the municipal account is not registered in the name of the Sole Propriety, a valid Lease Agreement to be submitted.

OR

- If no valid Lease Agreement exist, an affidavit from the owner of the property must be submitted.
- The owner of the property must confirm the following:
 - That the sole propriety is conducting business from the said address as indicated in the bid documents.
 - What are the conditions/agreement for conducting business from premises.
 - For example: declares that no written lease agreement exists, a verbal lease agreement exist, sole supplier does not have any obligation to contribute to any payment of municipal accounts; sole propriety not liable for any rent payments, etc.
 - The ID numbers of both the owner of property and the sole propriety must reflect on the affidavit.
 - NB: A Detailed affidavit must be submitted. Not the affidavit that only indicates the following "I don't own any buildings and therefore does not have any municipal accounts"

Note: Affidavits valid for a period of 3 months

Close Corporation, Public Company, Personal Liability Company, (Pty) Limited, Non-Profit Company, State Owned Companies - A valid Lease Agreement must be submitted:

- If a valid Lease Agreement does not exist, an affidavit from the owner of the property must be submitted.
- The owner of the property must confirm the following:
 - That the tenderer/supplier is conducting business from the said address as indicated in the bid documents.
 - What are the conditions/agreement for conducting business from premises.
 - For example: declares that no written lease agreement exists, a verbal lease agreement exist, sole supplier does not have any obligation to contribute to any payment of municipal accounts; Sole supplier not liable for any rent payments, etc.

- The ID numbers of both the owner of property, the Director (Authorised to represent the entity or sign documents on behalf of entity) and/or the supplier company registration number must reflect on the affidavit.
- If the property is in the name of a Trust, an affidavit must be obtained from the Trustee(s).
- NB: A Detailed affidavit must be submitted. Not the affidavit that only indicates the following "I don't own any buildings and therefore does not have any municipal accounts"

1.4.2.3. Sub-Leasing vs Apartments (block of buildings) owned by one (1) person / director which also operates more than 1 business from the same premises

- If any Sub Leasing exist, a valid Sub Lease agreement must be submitted.
- In instances where a director owns an apartment (block of buildings) and runs more than one business from it, this block is registered in the name of a trust or one (1) of the business's he owns. When a tenderer submits a bid, is not the one (1) owning the business, the same information as per 9.2.2 above must be submitted.

Note: The residential or business address of the tenderer or sole propriety is tested, therefore the postal address on the municipal account cannot be used to claim points for locality. Please ensure that the residential address on the municipal account agrees to the address as recorded in the compulsory documents to be completed and / attachments and / CSD, CIPC, if necessary.

A SCORE OF 0 (ZERO) WILL BE ALLOCATED IF COMPULSORY DOCUMENTS NOT DULY COMPLETED AND SIGNED AND / IF INSUFFICIENT PROOF SUBMITTED AT THE CLOSING TIME AND DATE.

1.5 The municipality reserves the right to require of a bidder, either before a bid is adjudicated or at any time subsequently, to substantiate any claim in regard to preferences, in any manner required by the municipality.

2. DEFINITIONS

- (a) **"all applicable taxes"** includes value-added tax, pay as you earn, income tax, unemployment insurance fund contributions and skills development levies;
- (b) **"B-BBEE"** means broad-based black economic empowerment as defined in section 1 of the Broad-Based Black Economic Empowerment Act;
- (c) **"B-BBEE status level of contributor"** means the B-BBEE status received by a measured entity based on its overall performance using the relevant scorecard contained in the Codes of Good Practice on Black Economic Empowerment, issued in terms of section 9(1) of the Broad-Based Black Economic Empowerment Act;
- (d) **"bid"** means a written offer in the form determined by an organ of state in response to an invitation to provide goods or services through price quotations, competitive bidding process or any other method envisaged in legislation;
- (e) **"price"** means an amount of money tendered for goods or services, and includes all applicable taxes less all unconditional discounts;
- (f) **"rand value"** means the total estimated value of a contract in Rand, calculated at the time of bid invitation, and includes all applicable taxes;
- (g) **"bid for income-generating contracts"** means a written offer in the form determined by an organ of state in response to an invitation for the origination of income-generating contracts through any method envisaged in legislation that will result in a legal agreement between the organ of state and a third party that produces revenue for the organ of state, and includes, but is not limited to, leasing and disposal of assets and concession contracts, excluding direct sales and disposal of assets through public auctions; and
- (h) **"the Act"** means the Preferential Procurement Policy Framework Act, 2000 (Act No. 5 of 2000).

3. FORMULAE FOR PROCUREMENT OF GOODS AND SERVICES

3.1 POINTS AWARDED FOR PRICE THE 80/20 PREFERENCE POINT SYSTEMS

A maximum of 80 points is allocated for price on the following basis:

80/20 $P_s = 80 \left(1 - \frac{P_t - P_{min}}{P_{min}} \right)$

Where

- Ps = Points scored for price of bid under consideration
- Pt = Price of bid under consideration
- Pmin = Price of lowest acceptable bid

4. FORMULAE FOR DISPOSAL OR LEASING OF STATE ASSETS AND INCOME GENERATING PROCUREMENT

4.1 POINTS AWARDED FOR PRICE THE 80/20 PREFERENCE POINT SYSTEMS

A maximum of 80 points is allocated for price on the following basis:

80/20 $P_s = 80 \left(1 + \frac{P_t - P_{max}}{P_{max}} \right)$

Where

- Ps = Points scored for price of bid under consideration
- Pt = Price of bid under consideration
- Pmax = Price of highest acceptable bid

5. POINTS AWARDED FOR SPECIFIC GOALS

In terms of the Preferential Procurement policy of Council section 6(2) and 8(2), preference points must be awarded for specific goals stated in the bid. For the purposes of this bid the bidder will be allocated points based on the goals stated in table 1 and 2 below as may be supported by proof/ documentation stated in the conditions of this bid:

5.1 B-BBEE

B-BBEE Status Level of Contributor	Number of Points for Preference (80/20)
1	10
2	9
3	7
4	6
5	4
6	3
7	2
8	1
Non-compliant contributor	0

5.2 LOCALITY

Locality of supplier	Number of Points for Preference (80/20)
Within the boundaries of Saldanha Bay Municipality	10
Within the boundaries of the West Coast District	5
Within the boundaries of the Western Cape	2
Outside the boundaries of the Western Cape or failure to provide proof	0

6. DECLARATION

Bidders who claim points in respect of B-BBEE and Locality must complete the following:

6.1 B-BBEE STATUS LEVEL OF CONTRIBUTION CLAIMED IN TERMS OF PARAGRAPHS 1.4 AND 5.1

B-BBEE Status Level of Contribution: _____ (maximum of 10 points)

6.2 LOCALITY CLAIMED IN TERMS OF PARAGRAPH 1.4 AND 5.2

LOCALITY: _____ (maximum of 10 points)

7. DECLARATION WITH REGARD TO COMPANY / FIRM

7.1 Name of company / firm: _____

7.2 Company registration number: _____

7.3 VAT registration number: _____

7.4 Type of company / firm:

- Partnership / Joint Venture / Consortium
- One-person business / sole propriety
- Close Corporation

- Public Company
- Personal Liability Company
- (Pty) Limited
- Non-Profit Company
- State Owned Company

[TICK APPLICABLE BOX]

7.5 MUNICIPAL INFORMATION

Municipality where business is situated: _____

Street address of business:

Registered municipal account number: _____

NOTE: MUNICIPAL INFORMATION PROVIDED MUST BE ALIGNED TO PARAGRAPH 1.4 AND 5.2

7.6 I, the undersigned, who is duly authorised to do so on behalf of the company/firm, certify that the points claimed, based on the specific goals as advised in the bid, qualifies the company/ firm for the preference(s) shown and I acknowledge that:

- i) The information furnished is true and correct;
- ii) The preference points claimed are in accordance with the General Conditions as indicated in paragraph 1 of this form;
- iii) In the event of a contract being awarded as a result of points claimed as shown in paragraphs 1.4 and 5, the contractor may be required to furnish documentary proof to the satisfaction of the organ of state that the claims are correct;
- iv) If the specific goals have been claimed or obtained on a fraudulent basis or any of the conditions of contract have not been fulfilled, the organ of state may, in addition to any other remedy it may have –
 - (a) disqualify the person from the bidding process;
 - (b) recover costs, losses or damages it has incurred or suffered as a result of that person's conduct;
 - (c) cancel the contract and claim any damages which it has suffered as a result of having to make less favourable arrangements due to such cancellation;
 - (d) recommend that the bidder or contractor, its shareholders and directors, or only the shareholders and directors who acted on a fraudulent basis, be restricted from obtaining business from any organ of state for a period not exceeding 10 years, after the *audi alteram partem* (hear the other side) rule has been applied; and
 - (e) forward the matter for criminal prosecution, if deemed necessary.

.....
SIGNATURE(S) OF BIDDER(S)

SURNAME AND NAME:

DATE:

ADDRESS:
.....
.....

6. MBD 8: BIDDER'S PAST PRACTICES

DECLARATION OF BIDDER'S PAST SUPPLY CHAIN MANAGEMENT PRACTICES

- 1 This Municipal Bidding Document must form part of all bids invited.
- 2 It serves as a declaration to be used by municipalities and municipal entities in ensuring that when goods and services are being procured, all reasonable steps are taken to combat the abuse of the supply chain management system.
- 3 The bid of any bidder may be rejected if that bidder, or any of its directors have:
 - a) abused the municipality's / municipal entity's supply chain management system or committed any improper conduct in relation to such system;
 - b) been convicted for fraud or corruption during the past five years;
 - c) willfully neglected, reneged on or failed to comply with any government, municipal or other public sector contract during the past five years; or
 - d) been listed in the Register for Tender Defaulters in terms of section 29 of the Prevention and Combating of Corrupt Activities Act (No 12 of 2004).
- 4 **In order to give effect to the above, the following questionnaire must be completed and submitted with the bid.**

Item	Question	Yes	No
4.1	Is the bidder or any of its directors listed on the National Treasury's database as a company or person prohibited from doing business with the public sector? (Companies or persons who are listed on this database were informed in writing of this restriction by the National Treasury after the <i>audi alteram partem</i> rule was applied).	Yes <input type="checkbox"/>	No <input type="checkbox"/>
4.1.1	If so, furnish particulars:		
4.2	Is the bidder or any of its directors listed on the Register for Tender Defaulters in terms of section 29 of the Prevention and Combating of Corrupt Activities Act (No 12 of 2004)? (To access this Register enter the National Treasury's website, www.treasury.gov.za, click on the icon "Register for Tender Defaulters" or submit your written request for a hard copy of the Register to facsimile number (012) 3265445).	Yes <input type="checkbox"/>	No <input type="checkbox"/>

TENDER: SBM 51/24/25

4.2.1	If so, furnish particulars:		
4.3	Was the bidder or any of its directors convicted by a court of law (including a court of law outside the Republic of South Africa) for fraud or corruption during the past five years?	Yes <input type="checkbox"/>	No <input type="checkbox"/>
4.3.1	If so, furnish particulars:		
4.4	Does the bidder or any of its directors owe any municipal rates and taxes or municipal charges to the municipality / municipal entity, or to any other municipality / municipal entity, that is in arrears for more than three months?	Yes <input type="checkbox"/>	No <input type="checkbox"/>
4.4.1	If so, furnish particulars:		
4.5	Was any contract between the bidder and the municipality / municipal entity or any other organ of state terminated during the past five years on account of failure to perform on or comply with the contract?	Yes <input type="checkbox"/>	No <input type="checkbox"/>
4.5.1	If so, furnish particulars:		

CERTIFICATION

I, THE UNDERSIGNED (FULL NAME) CERTIFY THAT THE INFORMATION FURNISHED ON THIS DECLARATION FORM TRUE AND CORRECT.

I ACCEPT THAT, IN ADDITION TO CANCELLATION OF A CONTRACT, ACTION MAY BE TAKEN AGAINST ME SHOULD THIS DECLARATION PROVE TO BE FALSE.

Signature

Date

Position

Name of Tenderer

DECLARATION OF MUNICIPAL ACCOUNTS OF COMPANY AND DIRECTORS

Does the bidder or any of its directors owe any municipal rates and taxes or municipal charges to the municipality / municipal entity, or to any other municipality / municipal entity, that is in arrears for more than three months?	Yes <input type="checkbox"/>	No <input type="checkbox"/>
--	---------------------------------	--------------------------------

The Tenderer must affix proof of Municipal Accounts or valid lease agreements of the company as well as Directors and also complete the addresses of Directors below. If the Bidder has more than 11 Directors, a schedule with addresses must also be attached to the tender document.

Company Address:

Director 1 Address:

Mr. / Mrs _____

Director 2 Address:

Mr. / Mrs _____

Director 3 Address:

Mr. / Mrs _____

Director 4 Address:

Mr. / Mrs _____

Director 5 Address:

Mr. / Mrs _____

Director 6 Address:

Mr. / Mrs _____

Director 7 Address:

Mr. / Mrs _____

Director 8 Address:

Mr. / Mrs _____

Director 9 Address:

Mr. / Mrs _____

Director 10 Address:

Mr. / Mrs _____

Director 11 Address:

Mr. / Mrs _____

Attach page if space insufficient.

7. MBD 9: CERTIFICATE OF INDEPENDENT BID DETERMINATION

CERTIFICATE OF INDEPENDENT BID DETERMINATION

1. This Municipal Bidding Document (MBD) must form part of all bids¹ invited.
2. Section 4 (1) (b) (iii) of the Competition Act No. 89 of 1998, as amended, prohibits an agreement between, or concerted practice by, firms, or a decision by an association of firms, if it is between parties in a horizontal relationship and if it involves collusive bidding (or bid rigging).² Collusive bidding is a *pe se* prohibition meaning that it cannot be justified under any grounds.
3. Municipal Supply Regulation 38 (1) prescribes that a supply chain management policy must provide measures for the combating of abuse of the supply chain management system, and must enable the accounting officer, among others, to:
 - a) take all reasonable steps to prevent such abuse;
 - b) reject the bid of any bidder if that bidder or any of its directors has abused the supply chain management system of the municipality or municipal entity or has committed any improper conduct in relation to such system; and
 - c) cancel a contract awarded to a person if the person committed any corrupt or fraudulent act during the bidding process or the execution of the contract.
4. This MBD serves as a certificate of declaration that would be used by institutions to ensure that, when bids are considered, reasonable steps are taken to prevent any form of bid-rigging.
5. In order to give effect to the above, the attached Certificate of Bid Determination (MBD 9) must be completed and submitted with the bid:

I, the undersigned, in submitting the accompanying bid:

(Bid Number and Description)

in response to the invitation for the bid made by:

(Name of Municipality / Municipal Entity)

do hereby make the following statements that I certify to be true and complete in every respect:

I certify, on behalf

of: _____ that:

(Name of Bidder)

1. I have read and I understand the contents of this Certificate;
2. I understand that the accompanying bid will be disqualified if this Certificate is found not to be true and complete in every respect;
3. I am authorized by the bidder to sign this Certificate, and to submit the accompanying bid, on behalf of the bidder;
4. Each person whose signature appears on the accompanying bid has been authorized by the bidder to determine the terms of, and to sign, the bid, on behalf of the bidder;
5. For the purposes of this Certificate and the accompanying bid, I understand that the word "competitor" shall include any individual or organization, other than the bidder, whether or not affiliated with the bidder, who:
 - a) has been requested to submit a bid in response to this bid invitation;
 - b) could potentially submit a bid in response to this bid invitation, based on their qualifications, abilities or experience; and
 - c) provides the same goods and services as the bidder and/or is in the same line of business as the bidder
6. The bidder has arrived at the accompanying bid independently from, and without consultation, communication, agreement or arrangement with any competitor. However communication between partners in a joint venture or consortium³ will not be construed as collusive bidding.
7. In particular, without limiting the generality of paragraphs 6 above, there has been no consultation, communication, agreement or arrangement with any competitor regarding:
 - a) prices;
 - b) geographical area where product or service will be rendered (market allocation)
 - c) methods, factors or formulas used to calculate prices;
 - d) the intention or decision to submit or not to submit, a bid;
 - e) the submission of a bid which does not meet the specifications and conditions of the bid; or
 - f) bidding with the intention not to win the bid.
8. In addition, there have been no consultations, communications, agreements or arrangements with any competitor regarding the quality, quantity, specifications and conditions or delivery particulars of the products or services to which this bid invitation relates.
9. The terms of the accompanying bid have not been, and will not be, disclosed by the bidder, directly or indirectly, to any competitor, prior to the date and time of the official bid opening or of the awarding of the contract.
10. In addition, there have been no consultations, communications, agreements or arrangements with any competitor regarding the quality, quantity, specifications and conditions or delivery particulars of the products or services to which this bid invitation relates.

11. The terms of the accompanying bid have not been, and will not be, disclosed by the bidder, directly or indirectly, to any competitor, prior to the date and time of the official bid opening or of the awarding of the contract.

12. I am aware that, in addition and without prejudice to any other remedy provided to combat any restrictive practices related to bids and contracts, bids that are suspicious will be reported to the Competition Commission for investigation and possible imposition of administrative penalties in terms of section 59 of the Competition Act No 89 of 1998 and or may be reported to the National Prosecuting Authority (NPA) for criminal investigation and or may be restricted from conducting business with the public sector for a period not exceeding ten (10) years in terms of the Prevention and Combating of Corrupt Activities Act No 12 of 2004 or any other applicable legislation.

¹ Includes price quotations, advertised competitive bids, limited bids and proposals.

² Bid rigging (or collusive bidding) occurs when businesses, that would otherwise be expected to compete, secretly conspire to raise prices or lower the quality of goods and / or services for purchasers who wish to acquire goods and / or services through a bidding process. Bid rigging is, therefore, an agreement between competitors not to compete.

³ Joint venture or Consortium means an association of persons for the purpose of combining their expertise, property, capital, efforts, skill and knowledge in an activity for the execution of a contract.

.....
Signature

.....
Date

.....
Position

.....
Name of Bidder

8. CENTRAL SUPPLIER DATABASE (CSD)

Paragraph 14(1)(a) of the Municipal Supply Chain Management Policy states that the municipality must keep a list of accredited prospective providers of goods and services that must be used for the procurement requirements. Saldanha Bay Municipality has decided to accept an invitation from Provincial Treasury to join the Western Cape Supplier Database (WCSD) with the view of using one centralized database. However, on 01 July the Municipality will make use of the Centralised Supplier Database. This decision was taken based on the advantages it holds for our suppliers as well as our organization's procurement processes. All prospective providers of municipal goods and/or services are hereby requested to register their business with the CSD.

The usage of the Centralised Supplier Database came into effect on 01 July 2016. REGISTRATION WILL BE COMPULSORY IN ORDER TO CONDUCT BUSINESS WITH SALDANHA BAY MUNICIPALITY. The database will be used to verify the accreditation of a supplier before an award can be made.

All prospective suppliers should be aware of the amended codes of good practice under section 9 (1) of the Broad-Based Black Economic Empowerment Act as issued by the Minister of Trade and Industry (Gazette No.36928) on 11 October 2013.

Enquiries can be made to Mr. V van Wyk at 022 701 7168.

CSD registration number (if registered):

PART C: CONDITIONS OF CONTRACT

9. GENERAL CONDITIONS OF CONTRACT (GCC OF 2010)

1. Definitions

1. The following terms shall be interpreted as indicated:
 - 1.1 "Closing time" means the date and hour specified in the bidding documents for the receipt of bids.
 - 1.2 "Contract" means the written agreement entered into between the purchaser and the supplier, as recorded in the contract form signed by the parties, including all attachments and appendices thereto and all documents incorporated by reference therein.
 - 1.3 "Contract price" means the price payable to the supplier under the contract for the full and proper performance of his contractual obligations.
 - 1.4 "Corrupt practice" means the offering, giving, receiving, or soliciting of anything of value to influence the action of a public official in the procurement process or in contract execution.
 - 1.5 "Countervailing duties" are imposed in cases where an enterprise abroad is subsidized by its government and encouraged to market its products internationally.
 - 1.6 "Country of origin" means the place where the goods were mined, grown or produced or from which the services are supplied. Goods are produced when, through manufacturing, processing or substantial and major assembly of components, a commercially recognized new product results that is substantially different in basic characteristics or in purpose or utility from its components.
 - 1.7 "Day" means calendar day.
 - 1.8 "Delivery" means delivery in compliance of the conditions of the contract or order.
 - 1.9 "Delivery ex stock" means immediate delivery directly from stock actually on hand.
 - 1.10 "Delivery into consignees store or to his site" means delivered and unloaded in the specified store or depot or on the specified site in compliance with the conditions of the contract or order, the supplier bearing all risks and charges involved until the supplies are so delivered and a valid receipt is obtained.
 - 1.11 "Dumping" occurs when a private enterprise abroad market its goods on own initiative in the RSA at lower prices than that of the country of origin and which have the potential to harm the local industries in the RSA.

1.12 "Force majeure" means an event beyond the control of the supplier and not involving the supplier's fault or negligence and not foreseeable.

Such events may include, but is not restricted to, acts of the purchaser in its sovereign capacity, wars or revolutions, fires, floods, epidemics, quarantine restrictions and freight embargoes.

1.13 "Fraudulent practice" means a misrepresentation of facts in order to influence a procurement process or the execution of a contract to the detriment of any bidder, and includes collusive practice among bidders (prior to or after bid submission) designed to establish bid prices at artificial non-competitive levels and to deprive the bidder of the benefits of free and open competition.

1.14 "GCC" means the General Conditions of Contract.

1.15 "Goods" means all of the equipment, machinery, and/or other materials that the supplier is required to supply to the purchaser under the contract.

1.16 "Imported content" means that portion of the bidding price represented by the cost of components, parts or materials which have been or are still to be imported (whether by the supplier or his subcontractors) and which costs are inclusive of the costs abroad, plus freight and other direct importation costs such as landing costs, dock dues, import duty, sales duty or other similar tax or duty at the South African place of entry as well as transportation and handling charges to the factory in the Republic where the supplies covered by the bid will be manufactured.

1.17 "Local content" means that portion of the bidding price which is not included in the imported content provided that local manufacture does take place.

1.18 "Manufacture" means the production of products in a factory using labour, materials, components and machinery and includes other related value-adding activities.

1.19 "Order" means an official written order issued for the supply of goods or works or the rendering of a service.

1.20 "Project site," where applicable, means the place indicated in bidding documents.

1.21 "Purchaser" means the organization purchasing the goods.

1.22 "Republic" means the Republic of South Africa.

1.23 "SCC" means the Special Conditions of Contract.

1.24 "Services" means those functional services ancillary to the supply of the goods, such as transportation and any other incidental services, such as installation, commissioning, provision of technical assistance, training, catering, gardening, security, maintenance and other such obligations of the supplier covered under the contract.

1.25 "Written" or "in writing" means handwritten in ink or any form of electronic or mechanical writing.

2. Application

2.1 These general conditions are applicable to all bids, contracts and orders including bids for functional and professional services, sales, hiring, letting and the granting or acquiring of rights, but excluding immovable property, unless otherwise indicated in the bidding documents.

2.2 Where applicable, special conditions of contract are also laid down to cover specific supplies, services or works.

2.3 Where such special conditions of contract are in conflict with these general conditions, the special conditions shall apply.

3. General

3.1 Unless otherwise indicated in the bidding documents, the purchaser shall not be liable for any expense incurred in the preparation and submission of a bid. Where applicable a non-refundable fee for documents may be charged.

3.2 With certain exceptions, invitations to bid are only published in the Government Tender Bulletin. The Government Tender Bulletin may be obtained directly from the Government Printer, Private Bag X85, Pretoria 0001, or accessed electronically from www.treasury.gov.za

4. Standards

4.1 The goods supplied shall conform to the standards mentioned in the bidding documents and specifications.

5. Use of contract documents and information; inspection.

5.1 The supplier shall not, without the purchaser's prior written consent, disclose the contract, or any provision thereof, or any specification, plan, drawing, pattern, sample, or information furnished by or on behalf of the purchaser in connection therewith, to any person other than a person employed by the supplier in the performance of the contract. Disclosure to any such employed person shall be made in confidence and shall extend only so far as may be necessary for purposes of such performance.

- 5.2 The supplier shall not, without the purchaser's prior written consent, make use of any document or information mentioned in GCC clause 5.1 except for purposes of performing the contract.
- 5.3 Any document, other than the contract itself mentioned in GCC clause 5.1 shall remain the property of the purchaser and shall be returned (all copies) to the purchaser on completion of the supplier's performance under the contract if so required by the purchaser.
- 5.4 The supplier shall permit the purchaser to inspect the supplier's records relating to the performance of the supplier and to have them audited by auditors appointed by the purchaser, if so required by the purchaser.

6. Patent rights

- 6.1 The supplier shall indemnify the purchaser against all third-party claims of infringement of patent, trademark, or industrial design rights arising from use of the goods or any part thereof by the purchaser.

7. Performance security

- 7.1 Within thirty (30) days of receipt of the notification of contract award, the successful bidder shall furnish to the purchaser the performance security of the amount specified in SCC.
- 7.2 The proceeds of the performance security shall be payable to the purchaser as compensation for any loss resulting from the supplier's failure to complete his obligations under the contract.
- 7.3 The performance security shall be denominated in the currency of the contract or in a freely convertible currency acceptable to the purchaser and shall be in one of the following forms:
 - (a) A bank guarantee or an irrevocable letter of credit issued by a reputable bank located in the purchaser's country or abroad, acceptable to the purchaser, in the form provided in the bidding documents or another form acceptable to the purchaser; or
 - (b) A cashier's or certified cheque.
- 7.4 The performance security will be discharged by the purchaser and returned to the supplier not later than thirty (30) days following the date of completion of the supplier's performance obligations under the contract, including any warranty obligations, unless otherwise specified in SCC.

8. Inspections, tests and analyses

- 8.1 All pre-bidding testing will be for the account of the bidder.

- 8.2 If it is a bid condition that supplies to be produced or services to be rendered should at any stage during production or execution or on completion be subject to inspection, the premises of the bidder or contractor shall be open, at all reasonable hours, for inspection by a representative of the Department or an organization acting on behalf of the Department.
- 8.3 If there are no inspection requirements indicated in the bidding documents and no mention is made in the contract, but during the contract period it is decided that inspections shall be carried out, the purchaser shall itself make the necessary arrangements, including payment arrangements with the testing authority concerned.
- 8.4 If the inspections, tests and analyses referred to in clauses 8.2 and 8.3 show the supplies to be in accordance with the contract requirements, the cost of the inspections, tests and analyses shall be defrayed by the purchaser.
- 8.5 Where the supplies or services referred to in clauses 8.2 and 8.3 do not comply with the contract requirements, irrespective of whether such supplies or services are accepted or not, the cost in connection with these inspections, tests or analyses shall be defrayed by the supplier.
- 8.6 Supplies and services which are referred to in clauses 8.2 and 8.3 and which do not comply with the contract requirements may be rejected.
- 8.7 Any contract supplies may on or after delivery be inspected, tested or analyzed and may be rejected if found not to comply with the requirements of the contract. Such rejected supplies shall be held at the cost and risk of the supplier who shall, when called upon, remove them immediately at his own cost and forthwith substitute them with supplies which do comply with the requirements of the contract. Failing such removal the rejected supplies shall be returned at the suppliers cost and risk.
- Should the supplier fail to provide the substitute supplies forthwith, the purchaser may, without giving the supplier further opportunity to substitute the rejected supplies, purchase such supplies as may be necessary at the expense of the supplier.
- 8.8 The provisions of clauses 8.4 to 8.7 shall not prejudice the right of the purchaser to cancel the contract on account of a breach of the conditions thereof, or to act in terms of Clause 23 of GCC.

9. Packing

- 9.1 The supplier shall provide such packing of the goods as is required to prevent their damage or deterioration during transit to their final destination, as indicated in the contract. The packing shall be sufficient to withstand, without limitation, rough handling during transit and exposure to extreme temperatures, salt and precipitation during transit, and open storage.

Packing, case size and weights shall take into consideration, where appropriate, the remoteness of the goods' final destination and the absence of heavy handling facilities at all points in transit.

- 9.2 The packing, marking, and documentation within and outside the packages shall comply strictly with such special requirements as shall be expressly provided for in the contract, including additional requirements, if any, specified in SCC, and in any subsequent instructions ordered by the purchaser.

10. Delivery and documents

- 10.1 Delivery of the goods shall be made by the supplier in accordance with the terms specified in the contract. The details of shipping and/or other documents to be furnished by the supplier are specified in SCC.
- 10.2 Documents to be submitted by the supplier are specified in SCC.

11. Insurance

- 11.1 The goods supplied under the contract shall be fully insured in a freely convertible currency against loss or damage incidental to manufacture or acquisition, transportation, storage and delivery in the manner specified in the SCC.

12. Transportation

- 12.1 Should a price other than an all-inclusive delivered price be required, this shall be specified in the SCC.

13. Incidental services

- 13.1 The supplier may be required to provide any or all of the following services, including additional services, if any, specified in SCC:
- (a) Performance or supervision of on-site assembly and/or commissioning of the supplied goods;
 - (b) Furnishing of tools required for assembly and/or maintenance of the supplied goods;
 - (c) Furnishing of a detailed operations and maintenance manual for each appropriate unit of the supplied goods;
 - (d) performance or supervision or maintenance and/or repair of the supplied goods, for a period of time agreed by the parties, provided that this service shall not relieve the supplier of any warranty obligations under this contract; and

- (e) Training of the purchaser's personnel, at the supplier's plant and/or on-site, in assembly, start-up, operation, maintenance, and/or repair of the supplied goods.

13.2 Prices charged by the supplier for incidental services, if not included in the contract price for the goods, shall be agreed upon in advance by the parties and shall not exceed the prevailing rates charged to other parties by the supplier for similar services.

14. Spare parts

14.1 As specified in SCC, the supplier may be required to provide any or all of the following materials, notifications, and information pertaining to spare parts manufactured or distributed by the supplier:

- (a) such spare parts as the purchaser may elect to purchase from the supplier, provided that this election shall not relieve the supplier of any warranty obligations under the contract; and

- (b) In the event of termination of production of the spare parts:

- (i) Advance notification to the purchaser of the pending termination, in sufficient time to permit the purchaser to procure needed requirements; and

- (ii) Following such termination, furnishing at no cost to the purchaser, the blueprints, drawings, and specifications of the spare parts, if requested.

15. Warranty

15.1 The supplier warrants that the goods supplied under the contract are new, unused, of the most recent or current models, and that they incorporate all recent improvements in design and materials unless provided otherwise in the contract.

The supplier further warrants that all goods supplied under this contract shall have no defect, arising from design, materials, or workmanship (except when the design and/or material is required by the purchaser's specifications) or from any act or omission of the supplier, that may develop under normal use of the supplied goods in the conditions prevailing in the country of final destination.

15.2 This warranty shall remain valid for twelve (12) months after the goods, or any portion thereof as the case may be, have been delivered to and accepted at the final destination indicated in the contract, or for eighteen (18) months after the date of shipment from the port or place of loading in the source country, whichever period concludes earlier, unless specified otherwise in SCC.

- 15.3 The purchaser shall promptly notify the supplier in writing of any claims arising under this warranty.
- 15.4 Upon receipt of such notice, the supplier shall, within the period specified in SCC and with all reasonable speed, repair or replace the defective goods or parts thereof, without costs to the purchaser.
- 15.5 If the supplier, having been notified, fails to remedy the defect(s) within the period specified in SCC, the purchaser may proceed to take such remedial action as may be necessary, at the supplier's risk and expense and without prejudice to any other rights which the purchaser may have against the supplier under the contract.

16. Payment

- 16.1 The method and conditions of payment to be made to the supplier under this contract shall be specified in SCC.
- 16.2 The supplier shall furnish the purchaser with an invoice accompanied by a copy of the delivery note and upon fulfilment of other obligations stipulated in the contract.
- 16.3 Payments shall be made promptly by the purchaser, but in no case later than thirty (30) days after submission of an invoice or claim by the supplier.
- 16.4 Payment will be made in Rand unless otherwise stipulated in SCC.

17. Prices

- 17.1 Prices charged by the supplier for goods delivered and services performed under the contract shall not vary from the prices quoted by the supplier in his bid, with the exception of any price adjustments authorized in SCC or in the purchaser's request for bid validity extension, as the case may be.

18. Contract amendments

- 18.1 No variation in or modification of the terms of the contract shall be made except by written amendment signed by the parties concerned.

19. Assignment

- 19.1 The supplier shall not assign, in whole or in part, its obligations to perform under the contract, except with the purchaser's prior written consent.

20. Subcontracts

- 20.1 The supplier shall notify the purchaser in writing of all subcontracts awarded under these contracts if not already specified in the bid.

Such notification, in the original bid or later, shall not relieve the supplier from any liability or obligation under the contract.

21. Delays in the supplier's performance

- 21.1 Delivery of the goods and performance of services shall be made by the supplier in accordance with the time schedule prescribed by the purchaser in the contract.
- 21.2 If at any time during performance of the contract, the supplier or its subcontractor(s) should encounter conditions impeding timely delivery of the goods and performance of services, the supplier shall promptly notify the purchaser in writing of the fact of the delay, its likely duration and its cause(s). As soon as practicable after receipt of the supplier's notice, the purchaser shall evaluate the situation and may at his discretion extend the supplier's time for performance, with or without the imposition of penalties, in which case the extension shall be ratified by the parties by amendment of contract.
- 21.3 No provision in a contract shall be deemed to prohibit the obtaining of supplies or services from a national department, provincial department, or a local authority.
- 21.4 The right is reserved to procure outside of the contract small quantities or to have minor essential services executed if an emergency arises, the supplier's point of supply is not situated at or near the place where the supplies are required, or the supplier's services are not readily available.
- 21.5 Except as provided under GCC Clause 25, a delay by the supplier in the performance of its delivery obligations shall render the supplier liable to the imposition of penalties, pursuant to GCC Clause 22, unless an extension of time is agreed upon pursuant to GCC Clause 21.2 without the application of penalties.
- 21.6 Upon any delay beyond the delivery period in the case of a supplies contract, the purchaser shall, without cancelling the contract, be entitled to purchase supplies of a similar quality and up to the same quantity in substitution of the goods not supplied in conformity with the contract and to return any goods delivered later at the supplier's expense and risk, or to cancel the contract and buy such goods as may be required to complete the contract and without prejudice to his other rights, be entitled to claim damages from the supplier.

22. Penalties

22.1 Subject to GCC Clause 25, if the supplier fails to deliver any or all of the goods or to perform the services within the period(s) specified in the contract, the purchaser shall, without prejudice to its other remedies under the contract, deduct from the contract price, as a penalty, a sum calculated on the delivered price of the delayed goods or unperformed services using the current prime interest rate calculated for each day of the delay until actual delivery or performance. The purchaser may also consider termination of the contract pursuant to GCC Clause 23.

23. Termination for default

23.1 The purchaser, without prejudice to any other remedy for breach of contract, by written notice of default sent to the supplier, may terminate this contract in whole or in part:

- (a) If the supplier fails to deliver any or all of the goods within the period(s) specified in the contract, or within any extension thereof granted by the purchaser pursuant to GCC Clause 21.2;
- (b) If the Supplier fails to perform any other obligation(s) under the contract; or
- (c) If the supplier, in the judgment of the purchaser, has engaged in corrupt or fraudulent practices in competing for or in executing the contract.

23.2 In the event the purchaser terminates the contract in whole or in part, the purchaser may procure, upon such terms and in such manner as it deems appropriate, goods, works or services similar to those undelivered, and the supplier shall be liable to the purchaser for any excess costs for such similar goods, works or services. However, the supplier shall continue performance of the contract to the extent not terminated.

23.3 Where the purchaser terminates the contract in whole or in part, the purchaser may decide to impose a restriction penalty on the supplier by prohibiting such supplier from doing business with the public sector for a period not exceeding 10 years.

23.4 If a purchaser intends imposing a restriction on a supplier or any person associated with the supplier, the supplier will be allowed a time period of not more than fourteen (14) days to provide reasons why the envisaged restriction should not be imposed. Should the supplier fail to respond within the stipulated fourteen (14) days the purchaser may regard the intended penalty as not objected against and may impose it on the supplier.

23.5 Any restriction imposed on any person by the Accounting Officer / Authority will, at the discretion of the Accounting Officer / Authority, also be applicable to any other enterprise or any partner, manager, director or other person who wholly or partly exercises or exercised or may exercise control over the enterprise of the first-mentioned person, and with which enterprise or person the first-mentioned person, is or was in the opinion of the Accounting Officer / Authority actively associated.

23.6 If a restriction is imposed, the purchaser must, within five (5) working days of such imposition, furnish the National Treasury, with the following information:

(i) The name and address of the supplier and / or person restricted by the purchaser;

(ii) The date of commencement of the restriction;

(iii) The period of restriction; and

(iv) The reasons for the restriction.

These details will be loaded in the National Treasury's central database of suppliers or persons prohibited from doing business with the public sector.

23.7 If a court of law convicts a person of an offence as contemplated in sections 12 or 13 of the Prevention and Combating of Corrupt Activities Act, No. 12 of 2004, the court may also rule that such person's name be endorsed on the Register for Tender Defaulters. When a person's name has been endorsed on the Register, the person will be prohibited from doing business with the public sector for a period not less than five years and not more than 10 years.

23.7 The National Treasury is empowered to determine the period of restriction and each case will be dealt with on its own merits. According to section 32 of the Act the Register must be open to the public. The Register can be perused on the National Treasury website.

24. Anti-dumping and countervailing duties and rights

24.1 When, after the date of bid, provisional payments are required, or anti-dumping or countervailing duties are imposed, or the amount of a provisional payment or anti-dumping or countervailing right is increased in respect of any dumped or subsidized import, the State is not liable for any amount so required or imposed, or for the amount of any such increase.

When, after the said date, such a provisional payment is no longer required or any such anti-dumping or countervailing right is abolished, or where the amount of such provisional payment or any such right is reduced, any such favourable difference shall on demand be paid forthwith by the contractor to the State or the State may deduct such amounts from moneys (if any) which may otherwise be due to the contractor in regard to supplies or services which he delivered or rendered, or is to deliver or render in terms of the contract or any other contract or any other amount which may be due to him.

25. Force Majeure

25.1 Notwithstanding the provisions of GCC Clauses 22 and 23, the supplier shall not be liable for forfeiture of its performance security, damages, or termination for default if and to the extent that his delay in performance or other failure to perform his obligations under the contract is the result of an event of force majeure.

25.2 If a force majeure situation arises, the supplier shall promptly notify the purchaser in writing of such condition and the cause thereof. Unless otherwise directed by the purchaser in writing, the supplier shall continue to perform its obligations under the contract as far as is reasonably practical, and shall seek all reasonable alternative means for performance not prevented by the force majeure event.

26. Termination for insolvency

26.1 The purchaser may at any time terminate the contract by giving written notice to the supplier if the supplier becomes bankrupt or otherwise insolvent. In this event, termination will be without compensation to the supplier, provided that such termination will not prejudice or affect any right of action or remedy which has accrued or will accrue thereafter to the purchaser.

27. Settlement of Disputes

27.1 If any dispute or difference of any kind whatsoever arises between the purchaser and the supplier in connection with or arising out of the contract, the parties shall make every effort to resolve amicably such dispute or difference by mutual consultation.

27.2 If, after thirty (30) days, the parties have failed to resolve their dispute or difference by such mutual consultation, then either the purchaser or the supplier may give notice to the other party of his intention to commence with mediation.

No mediation in respect of this matter may be commenced unless such notice is given to the other party.

27.3 Should it not be possible to settle a dispute by means of mediation, it may be settled in a South African court of law.

27.4 Mediation proceedings shall be conducted in accordance with the rules of procedure specified in the SCC.

27.5 Notwithstanding any reference to mediation and/or court proceedings herein;

(a) The parties shall continue to perform their respective obligations under the contract unless they otherwise agree; and

(b) The purchaser shall pay the supplier any monies due the supplier.

28. Limitation of liability

28.1 Except in cases of criminal negligence or wilful misconduct, and in the case of infringement pursuant to Clause 6;

(a) The supplier shall not be liable to the purchaser, whether in contract, tort, or otherwise, for any indirect or consequential loss or damage, loss of use, loss of production, or loss of profits or interest costs, provided that this exclusion shall not apply to any obligation of the supplier to pay penalties and/or damages to the purchaser; and

(b) The aggregate liability of the supplier to the purchaser, whether under the contract, in tort or otherwise, shall not exceed the total contract price, provided that this limitation shall not apply to the cost of repairing or replacing defective equipment.

29. Governing language

29.1 The contract shall be written in English. All correspondence and other documents pertaining to the contract that is exchanged by the parties shall also be written in English.

30. Applicable law

30.1 The contract shall be interpreted in accordance with South African laws, unless otherwise specified in SCC.

31. Notices

31.1 Every written acceptance of a bid shall be posted to the supplier concerned by registered or certified mail and any other notice to him shall be posted by ordinary mail to the address furnished in his bid or to the address notified later by him in writing and such posting shall be deemed to be proper service of such notice.

- 31.2 The time mentioned in the contract documents for performing any act after such aforesaid notice has been given, shall be reckoned from the date of posting of such notice.

32. Taxes and duties

- 32.1 A foreign supplier shall be entirely responsible for all taxes, stamp duties, license fees, and other such levies imposed outside the purchaser's country.
- 32.2 A local supplier shall be entirely responsible for all taxes, duties, license fees, etc., incurred until delivery of the contracted goods to the purchaser.
- 32.3 No contract shall be concluded with any bidder whose tax matters are not in order.

Prior to the award of a bid the Department must be in possession of a tax clearance certificate, submitted by the bidder. This certificate must be an original issued by the South African Revenue Services.

33. National Industrial Participation (NIP) Programme

- 33.1 The NIP Programme administered by the Department of Trade and Industry shall be applicable to all contracts that are subject to the NIP obligation.

34 Prohibition of Restrictive practices

- 34.1 In terms of section 4 (1) (b) (iii) of the Competition Act No. 89 of 1998, as amended, an agreement between, or concerted practice by, firms, or a decision by an association of firms, is prohibited if it is between parties in a horizontal relationship and if a bidder (s) is / are or a contractor(s) was / were involved in collusive bidding (or bid rigging).
- 34.2 If a bidder(s) or contractor(s), based on reasonable grounds or evidence obtained by the purchaser, has / have engaged in the restrictive practice referred to above, the purchaser may refer the matter to the Competition Commission for investigation and possible imposition of administrative penalties as contemplated in the Competition Act No. 89 of 1998.
- 34.3 If a bidder(s) or contractor(s), has / have been found guilty by the Competition Commission of the restrictive practice referred to above, the purchaser may, in addition and without prejudice to any other remedy provided for, invalidate the bid(s) for such item(s) offered, and / or terminate the contract in whole or part, and / or restrict the bidder(s) or contractor(s) from conducting business with the public sector for a period not exceeding ten (10) years and / or claim damages from the bidder(s) or contractor(s) concerned.

10. SPECIAL CONDITIONS OF CONTRACT

1. The maximum delivery period is 10 working days from the date of order placement. Failure to comply will render your tender non-responsive and will therefore not be evaluated.
2. Brand names (where applicable) must be specified in the tender document within the pricing schedule. If not specified, the tender will be regarded as non-responsive.
3. Bidders are required to EXPLICITLY MARK EITHER "COMPLY", OR "DO NOT COMPLY" on each and every mandatory requirement. Failure to do so will be taken as a "DO NOT COMPLY" and the tenderer will be found non-responsive.
4. Bidders must PROVIDE PROOF regarding previous experience and capabilities-related mandatories along with the tender document. Failure to do so will be taken as a "DO NOT COMPLY" and the tenderer will be found non-responsive.

PREVIOUS EXPERIENCE AND CAPABILITIES-RELATED MANDATORIES:

		Comply	Not Comply
1.	The bidder must provide proof of experience in the delivery of building material in bulk within South Africa within the past 36 months from the date of tender closing.		
Provide relevant proof	<p>Provide at least two documentary proof of experience which can be a combination of duly <u>signed written contactable reference letters</u> on official letterheads from the institutions that utilised the services of the bidder as set out or <u>official orders</u> or <u>delivery notes</u>.</p> <p>The documents must contain the following:</p> <ul style="list-style-type: none"> - Verifiable contact details of the company/ institution. - Material delivered. - Delivery date. 		

2.	<p>The bidder must have storage facilities or have a credit facility with a manufacturer/supplier/distributor that can supply within the required delivery period as specified in the pricing schedule. Saldanha Bay Municipality reserves the right to conduct a site inspection before the contract is awarded.</p> <p>The storage facility must be in the form of a warehouse.</p>	Comply	Not Comply
Provide relevant proof	<ul style="list-style-type: none"> - The bidder must provide an address where the storage facility is situated as well as proof of ownership or a valid lease for the site and the area in square meters of the facility and/or - A letter from the manufacturer/supplier/distributor indicating the value of the credit facility and the storage size of the manufacturer/supplier/distributor. The credit facility must be for a minimum of R50 000. 		

11. AUTHORITY TO SIGN BID

TYPE OF ENTERPRISE (Please indicate with an "X" and complete the indicated section below)

Company (Pty) Ltd. & Ltd.	Please complete section 1 below	
Close Corporation (CC)	Please complete section 2 below	
Sole Proprietor	Please complete section 3 below	
Partnership	Please complete section 4 below	
Consortium, Club, Trust, etc.	Please complete section 5 below	
Joint Venture	Please complete section 6 below	

1. COMPANIES - (PTY) LTD. & LTD.

1.1. If a bidder is a **COMPANY ((Pty) Ltd. OR Ltd.)**, a certified copy of the resolution by the board of directors, duly signed, authorising the person who signs this bid to do so, as well as to sign any contract resulting from this bid and any other documents and correspondence in connection with this bid and/or contract on behalf of the company must be submitted with this bid, that is, before the closing time and date of the bid.

1.2. A valid resolution must be signed by:

- 1.2.1. Majority directors; or
- 1.2.2. Chairman of the Board; or
- 1.2.3. Company Secretary

PARTICULARS OF RESOLUTION BY THE BOARD OF DIRECTORS OF THE COMPANY

Date resolution was taken			
Resolution signed by (name and surname)			
Capacity			
Name and surname of delegated authorised signatory			
Capacity			
Specimen signature			
Full name and surname of ALL director(s)			
Is a copy of the resolution attached?	YES		NO

SIGNED ON BEHALF OF COMPANY / CC:		DATE:	
PRINT NAME:			
WITNESS 1:		WITNESS 2:	

2. CLOSE CORPORATION (CC)

2.1. In the case of a **CLOSE CORPORATION (CC)** submitting a bid, a resolution by its members, authorizing a member or other official of the corporation to sign the documents on their behalf, shall be included with the bid.

2.2. A valid resolution must be signed by:

2.2.1. Majority members; or

2.2.2. Member with majority shareholding but only if such shareholding is more than 50%; or

2.2.3. Company Secretary.

PARTICULARS OF RESOLUTION BY THE MEMBERS OF THE CLOSE CORPORATION

Date resolution was taken			
Resolution signed by (name and surname)			
Capacity			
Name and surname of delegated authorised signatory			
Capacity			
Specimen signature			
Full name and surname of ALL director(s) / member (s)			
Is a copy of the resolution attached?	YES		NO

SIGNED ON BEHALF OF COMPANY / CC:		DATE:	
PRINT NAME:			
WITNESS 1:		WITNESS 2:	

3. SOLE PROPRIETOR (SINGLE OWNER BUSINESS) & NATURAL PERSON

I, _____, the undersigned, hereby confirm that I am the sole owner of the business trading as _____.

OR

I, _____, the undersigned, hereby confirm that I am submitting this bid in my capacity as natural person.

SIGNATURE:		DATE:	
PRINT NAME:			
WITNESS 1:		WITNESS 2:	

4. PARTNERSHIP

We, the undersigned partners in the business trading as

hereby authorize Mr / Ms _____

to sign this bid as well as any contract resulting from the bid and any other documents and correspondence in connection with this bid and /or contract for and on behalf of the abovementioned partnership.

The following particulars in respect of every partner must be furnished and signed by every partner:

Full name of partner		Signature	
SIGNED ON BEHALF OF PARTNERSHIP:		DATE:	
PRINT NAME:			
WITNESS 1:		WITNESS 2:	

5. CONSORTIUM / CLUB / TRUST / ETC.

We, the undersigned consortium partners, hereby authorize _____

(Name of entity) to act as lead consortium partner and further authorize

Mr / Ms _____

to sign this offer as well as any contract resulting from this bid and any other documents and correspondence in connection with this bid and / or contract for and on behalf of the consortium.

The following particulars in respect of each consortium member must be provided and must be signed by each member:

Full Name of consortium member	Role of consortium member	% Participation	Signature
SIGNED ON BEHALF OF PARTNERSHIP:		DATE:	
PRINT NAME:			
WITNESS 1:		WITNESS 2:	

6. JOINT VENTURE

We, the undersigned, are submitting this bid offer in joint venture and hereby authorize Mr / Ms _____ authorized signatory of the Company / Close Corporation / Partnership (name) _____, acting in the capacity of lead partner, to sign all documents in connection with the bid offer and any contract resulting from it on our behalf.

1. LEAD PARTNER (Whom the Municipality shall hold liable for the purpose of the tender)

Name of firm			
Address			
		Tel. No.	
Signature		Designation	

2. 2nd PARTNER

Name of firm			
Address			
		Tel. No.	
Signature		Designation	

3. 3rd PARTNER

Name of firm			
Address:			
		Tel. No.	
Signature		Designation	

4. 4th PARTNER

Name of firm			
Address:			
		Tel. No.	
Signature		Designation	

NOTE: A copy of the Joint Venture Agreement indicating clearly the percentage contribution of each partner to the Joint Venture, is to be submitted with the bid.

A board resolution, authorising each signatory who signed above to do so, is to be submitted with the bid.

**12. CONTRACT FORM: PURCHASE OF GOODS/WORKS/SERVICES
(MBD7)**

THIS FORM MUST BE FILLED IN DUPLICATE BY BOTH THE SUCCESSFUL BIDDER (PART 1) AND THE PURCHASER (PART 2). BOTH FORMS MUST BE SIGNED IN THE ORIGINAL SO THAT THE SUCCESSFUL BIDDER AND THE PURCHASER WOULD BE IN POSSESSION OF ORIGINALLY SIGNED CONTRACTS FOR THEIR RESPECTIVE RECORDS. NOTE: THIS FORM WILL ONLY BE SIGNED BY THE PURCHASER AFTER AWARD AND APPEAL/S HAVE BEEN DEALT WITH.

PART 1 (TO BE FILLED IN BY THE BIDDER)

1. I hereby undertake to supply all or any of the goods and/or works or to render services described in the attached bidding documents to (name of institution)..... in accordance with the requirements and specifications stipulated in bid number..... at the price/s quoted. My offer/s remain binding upon me and open for acceptance by the purchaser during the validity period indicated and calculated from the closing time of bid.
2. The following documents shall be deemed to form and be read and construed as part of this agreement:
 - (i) Bidding documents, *viz*
 - Invitation to bid
 - Tax clearance certificate
 - Pricing schedule(s)
 - Technical Specification(s)
 - Preference claims in terms of the Preferential Procurement Policy adopted by Council on R8/5-25 of 29 May 2025;
 - Declaration of interest
 - Special Conditions of Contract;
 - (ii) General Conditions of Contract; and
 - (iii) Other (specify)
3. I confirm that I have satisfied myself as to the correctness and validity of my bid; that the price(s) and rate(s) quoted cover all the goods and/or works specified in the bidding documents; that the price(s) and rate(s) cover all my obligations and I accept that any mistakes regarding price(s) and rate(s) and calculations will be at my own risk.
4. I accept full responsibility for the proper execution and fulfilment of all obligations and conditions devolving on me under this agreement as the principal liable for the due fulfillment of this contract.
5. I declare that I have no participation in any collusive practices with any bidder or any other person regarding this or any other bid.
6. I confirm that I am duly authorised to sign this contract.

NAME (PRINT)

CAPACITY

SIGNATURE

NAME OF FIRM

DATE

WITNESSES	
1
2.
DATE:.....	

PURCHASE OF GOODS/WORKS/SERVICES

PART 2 (TO BE FILLED IN BY THE PURCHASER)

1. I in my capacity as
accept your bid under reference number **SBM 51/24/25** dated.....for the supply of goods/works indicated hereunder and/or further specified in the annexure(s).
2. An official order indicating delivery instructions is forthcoming.
3. I undertake to make payment for the goods/works delivered in accordance with the terms and conditions of the contract, within 30 (thirty) days after receipt of an invoice accompanied by the delivery note (goods or works) or after receipt of an invoice (services).

TO BE COMPLETED: GOODS / WORKS

ITEM NO.	PRICE (VAT INCL)	BRAND	DELIVERY PERIOD	POINTS CLAIMED FOR HDI'S (B-BBEE)	POINTS CLAIMED FOR RDP GOALS (Locality)

OR

TO BE COMPLETED: SERVICES

DESCRIPTION OF SERVICE	PRICE (VAT INCL)	COMPLETION DATE	POINTS CLAIMED FOR HDI'S (B-BBEE)	POINTS CLAIMED FOR RDP GOALS (Locality)

4. I confirm that I am duly authorized to sign this contract.

SIGNED ATON.....

NAME (PRINT)

SIGNATURE

WITNESSES

1.

2.

DATE

PART D: SPECIFICATIONS

13. SPECIFICATIONS:

1. INTRODUCTION

The successful bidder / bidders will be expected to supply and deliver building materials to Saldanha Bay Municipality for a contract period ending 30 June 2028.

2. GENERAL

A. Deliveries:

- a. Delivery must take place within a **maximum 10 working** days of placing an official order.
- b. Delivery address will be indicated on the official order as one of the following:
 - (i) Municipal Stores, Floryn Street, VREDENBURG
 - (ii) Municipal Building Depot, Floryn Street, VREDENBURG
- c. Delivery of products must **include the off-loading** thereof at the supplier's own risk and cost to the designated delivery addresses as indicated above.
- d. Bidders must supply and ensure their own labour for the offloading of the products at the designated Municipal premises.
- e. The Municipality will place orders as and when required during the contract period.
- f. An official order must be issued before any delivery may be made to the Municipality.
- g. The award will be per item.
- h. The Municipality reserves the right to award any item, or the whole of the contract to one or more successful bidder(s).

B. Pricing:

- a. All items on the Pricing Schedule, where detailed specifications apply, are listed under Technical requirements, and are cross referenced to the Pricing Schedule. In cases where a product does not have extensive specifications, the item specifications are listed with the item on the Pricing Schedule.
- b. All fields must be completed within a section for the tender to be considered.
- c. If certain items cannot / are not provided by a tenderer, it must be indicated as such on the tender document. In cases where the same item/s could not be provided by all the tenderers, the evaluation and award will be done on the remaining items. This exception will only apply to an item/s that have been discontinued and are not readily available at the close of tender. Written proof that the item/s has been discontinued and/or is not readily available must be provided from the manufacturer/importer/wholesaler along with the tender document or upon request.
- d. Tenderers must furnish unit prices for the listed products only.
- e. All prices must include **delivery and off-loading** at the respective stores/depots mentioned in **3.A.b.** above.

- f. Tenders are requested to quote firm prices effective from commencement date of the contract. The pricing shall be fixed from closing date of the tender until 30 June 2027, whereby price increases will be allowed. If there is an increase in the fixed rate in the financial year 2027/2028, the successful bidder must immediately provide signed documentary proof of any increase and reasons thereof. Price increases will be allowed from 01 July 2027 annually to a maximum of 15%. Pricing for all products available to increase as negotiated per CIPI. The municipality reserves the right to accept or decline the amendment of the quoted fixed rate based on affordability.

C. Quality and quantities:

a. Quality Standards:

- (i) Special brands, where named, are used to indicate the standard of quality desired. Tenderer's equal/similar item will be considered, provided that the Tenderer specifies brand name(s) and submits full specifications. **If the full set of specifications of the alternative item is not submitted, the item will not be evaluated and will not be considered for award.**
- (ii) In the event the Municipality elects to accept an alternative item purported to be equal/similar by the Tenderer, the Municipality may request the tenderer to provide samples of the alternative offer for testing and inspection. Acceptance of the item(s) will be conditional on such inspection and testing after receipt.

- b. **Quality Tests:** The Municipality may from time to time test the quality of the products and non-compliance may result in the termination of the contract.
- c. No estimated quantity projection is provided. The products will be ordered throughout the contract period as and when required.

D. Information:

- a. Bidders must take note that the tender will be disqualified in the event of a false statement having been made or false information submitted. The complete Supply Chain Management Policy is available for inspection at the Municipal Offices.
- b. The contract period will be from date of commencement until 30 June 2028.
- c. Where reference's is made to a particular standard i.e. SABS code the latest version will be applicable irrespective of what has been stated.
- d. Non-compliance with the tender conditions and specifications, could lead to breach of contract and the supplier will be liable for any expenses incurred as effect thereof.

IT IS COMPULSORY TO SIGN ALL LINE ITEMS IF TENDERER COMPLIES

IMPORTANT NOTICE AND CHECK LIST FOR TENDERERS

DESCRIPTION	ACTION	SIGNATURE
1. All documentation is to be submitted as requested.	Attach	
2. The Tender price shall be fixed for the first year as per pricing schedule. No price variations will be accepted	Comply	
3. Escalation (annually from 01 July 2027) – the bidder will be allowed to escalate prices on an annual basis with an average relevant CIPI over the past year but not exceeding 15%.	Comply	
4. Tender quantities are estimated, and the Municipality reserves the right to purchase any quantity, if any, including none.	Comply	
5. All items shall comply with all the minimum specifications. Data sheets are to be submitted where applicable.	Comply	
6. The tender will be awarded per item. Each item must be quoted in full on all sub-items to be considered. In the event that all sub-items are not quoted on, the tenderer will be regarded as non-responsive for that specific item.	Take note	
7. Tenders will be evaluated on the total item price and awarded as per tendered rates per sub-item.	Take note	
8. No deviations from minimum specifications will be accepted.	Comply	
9. It is compulsory that the delivered item/s must comply to the minimum specifications as per order. Failure to meet minimum specifications will result in non-acceptance of the item/s with cost to comply for the account of the tenderer.	Take note	
10. Penalties for late deliveries and breach of contract will be applicable as per the General Conditions of Contract. The tenderer may be held accountable for the additional cost incurred. The delivery period must be indicated in the pricing schedule	Take note	
11. All items delivered will be new and not been used previously.	Comply	

It is compulsory to comply to all line items above and to sign all listed notices.

I accept and approve all of the above.

.....
SIGNATURE OF TENDERER

TECHNICAL REQUIREMENTS

SECTION 1: Aggregate stone, Building sand, filling sand and Masonry Blocks

Items	Specification (Description)
HALLOW BLOCKS	<p>Concrete Hollow Block, Grey cement brick, 3.50mpa, SABS approved. Width, height and length of the masonry blocks shall conform from the specified dimension shown on the BOQ:</p> <p>MB140 COVERAGE: 12.5 per sq/m Weight: 14.8 Kg Dimensions: 190x140x390</p> <p>MB190 COVERAGE: 12.5 per sq/m Weight: 17.2Kg Dimensions: 190x140x390</p>
GREY CEMENT BRICKS	<p>Grey cement brick, 7mpa, SABS approved. Width, height and length of the masonry bricks shall conform from the specified dimension shown on the BOQ:</p> <p>COVERAGE: 55 per sq/m WEIGHT: 3.4Kg DIMENSIONS: 70X106X220</p>
MAXI 14MPA	<p>Grey cement brick, Maxi 7mpa, SABS approved bricks. Width, height and length of the masonry blocks shall conform from the specified dimension shown on the BOQ:</p> <p>COVERAGE: 34per sq/m WEIGHT: 3.9Kg DIMENSIONS: 115X90X220</p>
TERRABLOCKS: L13	<p>Terrablock. Width, height and length of the masonry blocks shall conform from the specified dimension shown on the BOQ:</p> <p>Blocks/m² (measured vertically):12 Block mass/kg (average) :24 Block infill volume/m²: 0.011 Block wall thickness mm: 45/50 COVERAGE: 13 per sq/m WEIGHT: 32 Kg DIMENSION: 340X225X425</p>

<p>LINTOLS</p>	<p>90 (90X90); SIZE: 0.900m – 3.6m : RE-ENFORCEMENT/ 35MPA : 5 x 2.64mm pre-stressed wire</p> <p>114 (114X75); SIZE: 0.900m - 1.5m : RE-ENFORCEMENT/ 35MPA : 4 x 2.64mm pre-stressed wire</p> <p>114 (114X75); SIZE: 1.80m – 3.90m : RE-ENFORCEMENT/ 35MPA : 5 x 2.64mm pre-stressed wire</p> <p>114 (114X75); SIZE: 4.2m – 6.6m : RE-ENFORCEMENT/ 35MPA : 7 x 2.64mm pre-stressed wire</p> <p>150 (150/75); SIZE: .900m – 3.9m : RE-ENFORCEMENT/ 35MPA : 6 x 2.64mm pre-stressed wire</p> <p>150 (150/75); SIZE: 4.20m - 6.60m : RE-ENFORCEMENT/ 35MPA : 8 x 2.64mm pre-stressed wire</p> <p>MAXI (105/105); SIZE: 0.90m – 3.90m : RE-ENFORCEMENT/ 35MPA : 5 x 2.64mm pre-stressed wire</p> <p>MAXI (105/105); SIZE: 4.20m - 6.60m : RE-ENFORCEMENT/ 35MPA : 5 x 4.25mm pre-stressed wire</p>
<p>CONCRETE VIBRACRETE PRODUCTS</p>	<p>CONCRETE VIBRACRETE SLAB; SIZE: 1.440mX0.300X0.045 : RE-ENFORCEMENT/ 35MPA : 3 x 2.5 – 3mm Slab wire</p> <p>CONCRETE PEBBLE VIBRACRETE SLAB (13mm Pebble stone finish on one side); SIZE: 1.440mX0.300X0.045 : RE-ENFORCEMENT/ 35MPA : 3 x 2.5 – 3mm Slab wire</p> <p>CONCRETE VIBRACRETE POSTS; SIZE: 1.50M : RE-ENFORCEMENT/ 35MPA : 2 x 4.25mm pre-stressed wire</p> <p>CONCRETE VIBRACRETE POSTS; SIZE: 1.80M : RE-ENFORCEMENT/ 35MPA : 2 x 4.25mm pre-stressed wire</p> <p>CONCRETE VIBRACRETE POSTS; SIZE: 2.10M : RE-ENFORCEMENT/ 35MPA : 2 x 4.25mm pre-stressed wire</p>

	<p>CONCRETE VIBRACRETE POSTS; SIZE: 2.40M : RE-ENFORCEMENT/ 35MPA : 2 x 4.25mm pre-stressed wire</p> <p>CONCRETE VIBRACRETE POSTS; SIZE: 2.70M : RE-ENFORCEMENT/ 35MPA : 2 x 4.25mm pre-stressed wire</p> <p>CONCRETE VIBRACRETE POSTS; SIZE: 3.00M : RE-ENFORCEMENT/ 35MPA : 4 x 4.25mm pre-stressed wire</p> <p>CONCRETE VIBRACRETE CORNER/GATE POSTS; SIZE: 1.50M : RE-ENFORCEMENT/ 35MPA : 4 x 4.25mm pre-stressed wire</p> <p>CONCRETE VIBRACRETE CORNER/GATE POSTS; SIZE: 1.80M : RE-ENFORCEMENT/ 35MPA : 4 x 4.25mm pre-stressed wire</p> <p>CONCRETE VIBRACRETE CORNER/GATE POSTS; SIZE: 2.10M : RE-ENFORCEMENT/ 35MPA : 4 x 4.25mm pre-stressed wire</p> <p>CORNER/GATE POSTS; SIZE: 2.40M : RE-ENFORCEMENT/ 35MPA : 4 x 4.25mm pre-stressed wire</p> <p>CONCRETE VIBRACRETE CORNER/GATE POSTS; SIZE: 2.70M : RE-ENFORCEMENT/ 35MPA : 4 x 4.25mm pre-stressed wire</p> <p>CONCRETE VIBRACRETE CORNER/GATE POSTS; SIZE: 3.00M : RE-ENFORCEMENT/ 35MPA : 4 x 4.25mm pre-stressed wire</p>	
<p>CONCRETE PALISADE FENCING</p>	<p>CONCRETE PALISADE ANCHOR POSTS FOR 2.4m FENCE; SIZE: 3mX220X150mm tapered to 80mm</p> <p>RE-ENFORCEMENT/ 35MPA: 4 X 6mm spring steel wires</p> <p>CONCRETE PALISADE HORIZONTAL RAILS (CROSS BARS); SIZE: 980X75X150mm with 9 x 10mm diameter holes</p> <p>RE-ENFORCEMENT/ 35MPA: 4 X 6mm spring steel wires</p> <p>CONCRETE PALISADE PALES; SIZE: 2.4mX80X100mm</p> <p>RE-ENFORCEMENT/ 35MPA : 4 X 6mm spring steel wires</p>	

FIXED BOLTS;
SIZE: M8 X 140 cup square : GALVANIZED

SECTION 2: CEMENT, BRICK FORCE, DAMP PROOF MEMBRANE &-COURSE, STEEL REINFORCEMENT

Items	Specification (Description)
Cement (32.5N, 42.5N and 52.5N)	Cement shall be Portland cement or similar approved complying with the requirements of SANS 50197-1 / EN 197-1 Cement Part 1: Composition, specifications and conformity criteria for common cements. Samples of cement from anyone, or from every consignment, may be required by the Representative/Agent for test purposes. Cement in any consignment from which a sample may have been taken for testing shall not be used until it has been approved. Allowance must be made for possible delay in that tests may take 10 days to carry out.
BRICK FORCE	Brick force shall be stainless steel wire to BS5628, Galvanised steel wire zinc coated to BS 10244-2 75MM X2.8MM X20M 150MM X2.8MM X20M 225MMX2.8MM X20M
GALVANISE BRICKFORCE	Brick force shall be stainless steel wire to BS5628, Galvanised steel wire zinc coated to BS10244-2 GALVANISED 75MM X2.8MM X20M GAVANISE 150MM X2.8MM X20M
GENERAL PURPOSE SHEETING (BLACK WATER PROOVING)	Damp proof membrane &-course Material: Polyolefin: SANS 952 type C: 0,25 mm Thick. The horizontal and vertical damp-proof course s hall be of black polyethylene sheeting complying with SABS Specification 952 Type B having embossed surfaces, 0,38 mm thick (375 microns) and manufactured in widths of less than 1000 mm. 2M X30M X250um SABS 3M X30M X 250um SABS 4M X30M X 250um SABS 3M X30M X100um (Non-SABS)

TENDER: SBM 51/24/25

BRICKGRIP	<p>110MM X375um (Mono Layer)</p> <p>150MM X375um (Mono Layer)</p> <p>225MM X375um (Mono Layer)</p> <p>340MM X375um (Mono Layer)</p> <p>300MM X375um (Mono Layer)</p> <p>110MM X375um (3 Layer)</p> <p>225MM X375um (3 Layer)</p> <p>340MM X375um (3 Layer)</p> <p>300MM X375um (3 Layer)</p>
REINFORCE MESH REF193	<p>Steel bars for concrete reinforcement - Specification 1.2 Hot-rolled weldable deformed steel bars are intended for special applications where welding or bending, or both, are of importance.</p> <p>6X2.4M</p> <p>60M ROLL</p>
REINFORCE STEEL RODS	<p>Steel bars for concrete reinforcement - Specification 1.2 Hot-rolled weldable deformed steel bars are intended for special applications where welding or bending, or both, are of importance.</p> <p>Y10</p> <p>Y12</p> <p>Y8</p>

SECTION 3: DOORS & DOOR FRAMES & TIMBER MOULDINGS, ROOF

Items	Specification (Description)
DOORS & DOOR FRAMES	All stock wooden doors shall comply with the requirements of SABS Specification 545 and bear the "MARK". In addition, all framed and ledged batten doors and combination doors, where battens are utilised, for exposed, external use shall only be of construction acceptable to the Department, i.e. mortice and tennon where the tennon is exposed on the outside edges of styles and where the tennon is wedged to form a dovetailed shape.
TIMBER SAP - SANS APPROVED, REATED, TIMBER GRADE 5, PAR HARDWOOD HARDWOOD DECORATIVE MOULDINGS PINE MOULDING	All Timber and Timber Mouldings Structural timber shall be of South African softwood (pine) complying with the requirements of SABS Specification 563 or 1245 and shall be of Grade 5 or better, all marked as laid down in the relevant specifications. In addition, all timbers shall bear the full standardisation mark of the South African Bureau of Standards. Structural timbers between 50 mm and 65 mm in width and between 38 mm and 50 mm in thickness shall be of South African softwood (pine) complying with the requirements of SABS Specification 653. Wrought structural timber, or any part of a structural member where wrought, shall be free from any edges or other defects which will spoil the appearance of the timber.
ROOFING TRUSS HANGERS	Roofing material such as hurricane clips should be applicable to secure 90 joints and 50×76 purlins battens. Should be able to apply using hammer and nails. Specification: 1mm Z275 Zink coated.
BRACING STRAP ROLL	Bracing Strap shall be used for erecting roof trusses to brace sections to one another. Nail Holes should be provided for easy application. Specification: 1mm-1.6mm Z275 Zink coated.

TENDER: SBM 51/24/25

AEROLITE GEYSER BLANKET PACK	<p>Aerolite insulation application Specification Width (mm)</p> <p>1200mm NRC Value 0.80 Thickness x Length Lay 50mm Aerolite insulation (Non-combustible and Class 1 fire index rating) on the ceiling ensuring that it fits tightly between the tie beams.</p>
AEROLITE ROOF INSULATION	<p>Aerolite should be cut 50mm more than distance between the tie beams. Cut Aerolite out around down lights.</p>
RHINO CORNICE	<p>125MM</p> <p>75MM</p>
RHINO CEILING BOARD	<p>Rhino board ceilings should be from 6.4mm plasterboard.</p> <p>The lengths should vary between 2.7m and 3.6m. The width should be 1.2m wide.</p>
<p>FASCIA BOARDS – NUTEC</p> <p>BARGE BOARD - NUTEC</p> <p>CEILING BOARDS-NUTEC</p>	<p>Nutec Fascia boards are to be reinforced with organic fibers in a calcium-silicate-hydrate binder and must not have asbestos as reinforcement and carry the SABS mark under specification SANS 803. Nutec barge boards are to be manufactured from cement, synthetic and organic fibers.</p>
<p>CEILING BOARD – ISOBOARD</p> <p>ISOBOARD-CORNICE</p>	<p>XPS Insulation-pine tongue and grooved profile should be 600mmx6mx40mm have a compressive strength levels ranging between 10 and 60 psi Roofing sheets.</p>
ROOF SHEETING	<p>Colorplus IBR 0.53mm (AZ150)</p> <p>Colorplus IBR 0.53mm (AZ200)</p> <p>Colorplus Corrigated 0.53mm (AZ150)</p> <p>Colorplus Corrigated 0.53mm (AZ200)</p>

SECTION 4: MESH PANEL FENCING, FENCING

- Betaview ® security fence panels or similar approved - with apertures of 76mm x 12mm rigid security mesh panels with bends. Core wire (3mm) to be manufactured with Zinc Alu coated wire.
- Zinalu Super coated or similar approved to SANS 10244-2:2003 specification (min. 275g/m²) wire coating is a coating consisting of (95%) Zinc and (5%) Aluminium. X 2,8 lifespan of galvanising.
- Additional PVC Coating (3,40mm thick) Anthracite RAL 7021 or Green RAL6005.
- Bekafix Secure Posts or similar approved: H - shaped profile post 70mm x 44mm x 1.6mm that allow the panels to fit inside the lip of the post. Height: As specified - HDG with additional PVC Coating (as above).
- Mini spider fixators to be used to secure the panels to the posts. Fixators to be bolted together through the post and secured using tamper proof shearnuts. (no self tapping screws). All fitting to be stainless steel.

Items	Specification (Description)
MESH PANEL FENCING BY BETAFENCE OR SIMILAR APPROVED	
NYLOFOR MEDIUM ® FENCE PANELS OR SIMILAR APPROVED	Nylofor Medium ® fence panels - with apertures of 50mm x 100mm rigid mesh, medium security, panels. Core wire (3,65mm) to be manufactured with Zinc Alu coated wire. Zinalu Super coated to SANS 10244-2:2003 specification (min. 275g/m ²) wire coating is a coating consisting of (95%) Zinc and (5%) Aluminium. X 2,8 lifespan of galvanising. Additional PVC Coating (4,05mm thick) Anthracite RAL 7021 or Green RAL6005.
NYLOFOR 3M ® FENCE PANELS OR SIMILAR APPROVED	Nylofor 3M ® fence panels - with apertures of 50mm x 200mm rigid mesh, medium security, panels. Core wire (4,05mm) to be manufactured with Zinc Alu coated wire. Zinalu Super coated to SANS 10244-2:2003 specification (min. 275g/m ²) wire coating is a coating consisting of (95%) Zinc and (5%) Aluminium. X 2,8 lifespan of galvanising. Additional PVC Coating (4,40mm thick) Anthracite RAL 7021 or Green RAL6005

TENDER: SBM 51/24/25

<p>RIGID MESH SECURITY FENCING OR SIMILAR APPROVED</p>	<p>Betaview ®security fence panels - with appertures of 76mm x 12mm rigid security mesh panels with bends. Core wire (3mm) to be manufactured with Zinc Alu coated wire. Zincalu Super coated to SANS 10244-2:2003 specification (min. 275g/m²) wire coating is a coating consisting of (95%) Zinc and (5%) Aluminium. X 2,8 lifespan of galvanising. Additional PVC Coating (3,40mm thick) Anthracite RAL 7021 or Green RAL6005</p>
<p>BEKAFIX SECURE POSTS OR SIMILAR APPROVED</p>	<p>Bekafix Secure Posts: H - shaped profile post 70mmx 44mm x 1.6mm that allow the panels to fit inside the lip of the post. Height: As specified - HDG with additional PVC Coating (as above). Mini spider fixators to be used to secure the panels to the posts. Fixators to be bolted together through the post and secured using tamper proof shearnuts. (no self tapping screws). All fitting to be stainless steel.</p>
<p>BEKAFIX SECURE POSTS OR SIMILAR APPROVED:</p>	<p>Bekafix Secure Posts: H - shaped profile post 70mmx 44mm x 2mm that allow the panels to fit inside the lip of the post. Height: as specified - HDG with additional PVC Coating (as above). Security fixators to be used to secure the panels to the posts. Fixators to be bolted together through the post and secured using tamper proof shearnuts. (no self tapping screws). All fitting to be stainless steel.</p>
<p>ANTI CLIMB</p>	<p>Saw tooth top guard bolted to the top of the panel to prevent climbing. Size: 3050mm long Z profile - 40 x 20 x 40 x 2.5mm HDG with additional PVC coating (as above).</p>
<p>ANTI BURROW (UNDERDIG)</p>	<p>Flat security mesh panel. Size: 3050mm (w) x 450mm (h) ZincAlu coated Underdig to be fitted as part of the foundation of the posts and buried in the ground.</p>
<p>DIAMOND MESH GATE</p>	<p>Hot dipped galvanised 1200 X 900MM SINGLE 1800 X 900MM SINGLE 1.20M X 3.00M PAIR 1.80M X 3.00M PAIR</p>

FENCE STAY WITH BASE PLATE	Hot dipped galvanised 50MM X 2.40M 38MM X 1.80M 38MM X 2.40M
FENCE POST WITH BASE PLATE	Hot Dipped Galvanised 75MM X 1.80M 75MM X 2.40M
PALLISADE POST	Hot Dipped Galvanised 76MM X 2.90MM
PALLISADE PANEL - SPIKED ON TOP	Hot Dipped Galvanised 1.80M X 3.00M
RAZOR WIRE FLAT WRAP	500MM

SECTION 5: PLUMBING

Items	Specification (Description)
SANWARE BETTA OR SIMILAR APPROVED	Low level pan (white,ceremic) Supa flush cistern ll (white, 9lt) Rapido pan (white, ceramic) Bibo cirstern front flush (white, ceramic) Consul pan (white, ceramic) Bibo cirsten top flush (white, ceramic) Mirage suit top flush (white, ceramic) Mirage pan (white, ceramic) Classico suite front flush (white, ceramic)
HAND WASH BASINS BETTA OR SIMILAR APPROVED	Flair cloakroom basin (white, ceramic) Courrier basin (white, ceramic) Delux courier basin wall hung (white, ceramic) Mirage basin box wall hung (white, ceramic) Mirage cirstern top flush (white, ceramic) Universal pedestal (white, ceramic)

	<p>Consul basin wall hung (white, ceramic)</p> <p>Classico basin wall hung (white,ceramic)</p> <p>Classico pedestal(white,ceramic)</p>
<p>HIGH PRESSURE GEYSERS KWIKOT OR SIMILAR APPROVED</p>	<p>100 LT</p> <p>150 LT</p> <p>200 LT</p> <p>Econoflo dual mk - 150 LT</p>
<p>SOLAR GEYSER - HIGH PRESSURE SOLAR SYSTEMS KWIKOT KWIKSOL SOLAR WATER HEATER DIRECT SYSTEM OR SIMILAR APPROVED</p>	<ul style="list-style-type: none"> • Solar geysers to comply with SANS 1307 & SANS 400kPa approved and can be used as a close coupled system or split system. • The inner cylinder is manufactured from 2mm steel and thermo fused porcelain enamelled for cylinder longevity and hygiene. • Polyurethane insulation between the inner cylinder and outer casement reduces energy and heat loss. • 2 x aluminium sacrificial anodes are fitted for corrosion protection. • The solar water heater is designed for hot water application in conjunction with one or more solar collector panels. • The Solar Water Heater is fitted with an isolator switch (IPX4 rated). • The two extra water connections required for connecting the solar collector panels and the booster element, ensures that the solar water heater can be used as a conventional electric water heater and as a solar water heater. • The solar water heater thermostat will automatically switch on when the incoming hot water from the solar collector panels has not reached the set temperature setting on the thermostat. This will occur on cloudy days and at night when the water temperature drops in the solar water heater or when hot water is drawn off and cold water enters the solar water heater. <p>Direct system 150lt – frost free – w/ panel (sol-150-dir)</p> <p>Direct system 200lt – frost free – w/ panel (sol-200-dir)</p> <p>Direct system 100lt – frost & frost free – w/ 12 tubes (sol-100-dir)</p>

TENDER: SBM 51/24/25

VACUUM BREAKER KWIKOT OR SIMILAR APPROVED	Vacuum breaker (Kh4.200CX) Vacuum breaker (Kh4.150CX)
VALVES KWIKOT OR SIMILAR APPROVED	HI-FLO MULTI VALVE 600kPa KH - 22MM MONO 600kPa PVC MONOFLO PRV CXC 400kPa KHN2 - 22MM VALVE KH1.404CX VALVE KH1.404CXM VALVE KH1.406CX VALVE KH3.214
NASCO FLUX	75g 200g
SOLDER WIRE	SOLID WIRE (250g) SOLID WIRE (500g)
POLYCOP PIP	15MM 22MM
COMPRESSION FITTINGS & SPARES	REDUCING cxfi 22 X 15MM REDUCING cxmi 22 X 15MM STRAIGHT cxc 15MM STRAIGHT cxc 22MM STRAIGHT cxfi 15MM STRAIGHT cxfi 22MM STRAIGHT cxmi 15MM STRAIGHT cxmi 22MM STRAIGHT REDUCING cxc 22 X 15MM
COMPRESSION ELBOWS	cxc 15MM cxc 22MM

TENDER: SBM 51/24/25

	cxfi 15MM cxfi 22MM cxmi 15MM cxmi 22MM REDUCING cxc 22 X 15MM REDUCING cxfi 22 X 15MM REDUCING cxmi 22 X15MM
COMPRESSION TEE	EQUAL cxcxc 15MM EQUAL cxcxc 22MM EQUAL cxcxfi 15MM EQUAL cxcxfi 22MM REDUCING cxcxc 15 X15 X 22MM REDUCING cxcxc 22 X 15 X 22MM REDUCING cxcxc 22 X 22 X 15MM REDUCING cxcxfi 22 X 15 X 15MM REDUCING cxcxfi 22 X 22 X 15MM
STOP END	15MM 22MM
MASTER BAT	15MM bag (1) 22MM bag (1) 15MM pp 22MM pp
COPPER COUPLER	cxfi 15mm cxfi 22mm cxmi 15mm cxmi 22mm Reducing 22 x 15mm Reducing cxfi 22 x 15mm

TENDER: SBM 51/24/25

	Reducing cxmi 22 x 15mm
COPPER COUPLER	SLIP 15MM SLIP 22MM STRAIGHT 15MM STRAIGHT 22MM Reducing 22 x 15mm
ELBOWS	45d 15mm 45d 22mm 90d 15mm 90d 22mm 90d cxfi 15mm 90d cxfi 22mm 90d cxmi 22mm Reducing 90d 22 x 15mm Reducing 90d cxfi 22 x 15mm Reducing 90d cxmi 22 x 15mm 90d cxmi 15
COPPER ELBOWS COPPER TEE	EQUAL 15mm EQUAL 22mm EQUAL cxcxfi 15mm REDUCING 22 x 15 x 15mm REDUCING 22 x 15 x 22mm REDUCING 22 x 22 x 15mm
COPPER WALL PLATE ELBOWS	WALL PLATE HP 15MM cxfi 5MM
COPPER TUBE CLASS 0	15MM X 2M len p-460/0 22MM X1.5M len p-460/0
PVC FITTINGS & SPARES	PVC 40MM

TENDER: SBM 51/24/25

PVC HOLDERBAT	PVC 110MM
PVC PIPE CLIP	PVC PIPE CLIP (40MM) PVC PIPE CLIP (50MM)
PVC SV REDUCER ECCENTRIC	110 X 50MM 110 X 75MM 75 X50MM
PVC VENT VALVES	TWO WAY 110MM ONE WAY 50MM TWO WAY 50MM
ROUND GRATE & PVC FITTINGS	GRATE ROUND 190MM HEAD & GRATE (190MM X 110MM)
PVC PAN COLLAR	Kwik fit mk52 Offset sg45 Straight solv weld sg40
PVC STOPENDS	BSP 40MM BSP 50MM FEMALE 50MM SV Accessory female SV PLAIN MALE 110MM UG ACCESSORY 110MM UG PLAIN MALE 110MM UG PLAIN FEMALE 110MM
P TRAP	110MM
PVC UG RODDING EYE	45 X 110MM
PVC WASTE BEND	PLAIN 135 40MM PLAIN 135 50MM PLAIN 87.5 40MM

	PLAIN 87.5 50MM
ABOVE GROUND PIPES	<p>40MM X 2MM white espec</p> <p>Plain 40 mm wp211</p> <p>40mm x 6m</p> <p>PVC 50 mm wpe 311</p> <p>White 50 mm espec</p> <p>Plain 75mm white SABS</p> <p>White 75mm new spec</p> <p>110mm sl406</p> <p>White 110mm sabs</p>
PVC UNDERGROUND PIPES	<p>cs/wall 110mm</p> <p>cream 110mm sabs plain</p> <p>plain 160mm</p> <p>stormwater 110mm</p> <p>twinw landrain 110mm</p> <p>twinwall pln 110mm</p> <p>twinwall push fit soc 110mm</p> <p>twinwall soc 110mm</p> <p>ultrapipe 110mm 200kpa</p>
PVC JUNCTIONS	<p>SV IE 40MM X 87.5MM</p> <p>IE single 95mm x 110mm</p> <p>SV IE single 135mm x 110mm</p> <p>SV Plainn single 95mm x 110mm</p> <p>SV Plain single 135mm x 110mm</p> <p>SV red IE double 95mm x 110mm</p> <p>SV red IE single 95mm x 110mm</p> <p>SV red plain double 95mm x 110mm</p> <p>SV red plain single 95mm x 110mm</p>

TENDER: SBM 51/24/25

	SV Plain 40mm x 87.5mm
PVC JUNCTIONS	UG Accessory RH 45mm x 110mm UG Plain 45mmx 110mm UG Plain 90mm x 110mm UG Ribbed IE LH 45mm x 110mm UG Ribbed IE R/H 45mm x 110mm UG Ribbed plain 45mm x 110mm PVC SV DBL 95mm x 110mm PVC SV PL 95mm x 110mm PVC 50mm 135mm plain sv plain 75mm x 90° sv
PVC WASTE JUNCTIONS	Plain 87.5 40mm Plain 87.5 50mm
PVC WASTE ADAPTORS	Female 40mm x 11/2 Female 40mm x 32 Female 50mm Female 50mm x 11/2 Female 50mm x 32 Male 40mm x 11/2 Male 40mm x 11/4 Male 50mm x 11/2 Male bsp 50mm Male bsp 50mm x 32 SV double 110mm SV kimberley 110mm UG double 110mm UG kimberley 110mm

	<p>UG single 110mm</p> <p>40mm</p> <p>50mm</p> <p>Reducer 50 x 40</p> <p>110 Single</p> <p>75 Single</p>
<p>PVC BENDS</p>	<p>SV E 135 x 110mm</p> <p>SV IE 95 x 110mm</p> <p>SV plain 95 x 110mm</p> <p>SV plain 135 x 110mm</p> <p>SV vent horn IE 110mm</p> <p>UG plain double socket 1/16 110mm</p> <p>UG plain sp/soc 1/16/ 110mm</p> <p>UG ribbed 45 x 110mm</p> <p>UG ribbed 87,5 x 110mm</p> <p>UG ribbed IE 45 x 110mm</p> <p>UG ribbed IE 87,5 x 110mm</p> <p>UG IE 110mm x 1/4mm</p> <p>UG IE 110mm x 1/8mm</p> <p>90 ST44</p> <p>IE 90 ST41</p> <p>40 x 87 wb40</p> <p>75mm x 450 sv</p> <p>75mm x 90 sv</p> <p>UG 110mm x 1/4mm</p> <p>UG 110mm x 45mm</p> <p>45 x 160mm</p> <p>IE 75mm x 95mm SB31</p>

	UG 110mm x 45 pln UB41
FLUSH KIT MECHANISMS PARKER OR SIMILAR APPROVED	<p>Single top flush</p> <p>Dual top flush</p> <p>Low level siso front flush</p> <p>Cc front flush & pressure assist</p> <p>Topaz side inlet l/l mech</p> <p>Close couple bibo front flush</p>
TOILET SPARES PARKER OR SIMILAR APPROVED	<p>Ball float - 8mm - Black</p> <p>Ball float - 6mm - Red</p>
UNIVERSAL DUAL FLUSH MECHANISM PARKER OR SIMILAR APPROVED	BI VALVE CC
DUAL FLUSH BUTTON PARKER OR SIMILAR APPROVED	MW2 - CHROME
DUAL FLUSH CONVERSION KIT PARKER OR SIMILAR APPROVED	BIBO MW2
SUPA FLUSH CISTERNLL	9LT - WHITE
INSIDE ELF CISTERN DPE	<p>FP16A</p> <p>TAPS AND MIXERS</p> <p>METERING AND DEMAND TAPS FOR COMMERCIAL AND PUBLIC ABLUTIONS SPECIFICATIONS</p> <p>Metering System Taps</p> <ul style="list-style-type: none"> • Water saving; • Self-closing; • Should not be able to be left running unattended; • Adjustable flow control; • Enhanced hygiene – no touch closing; • Anti-vandal; • SABS approved;

	<ul style="list-style-type: none"> • Etc. <p>WALCRO 420 METERING PILLAR TAP or similar approved. Metering pillar tap: ø15mm BSP, DZR brass, pillar, chrome metering basin tap with internal flow control, strainer, no-hold feature and water saving shut-off.</p> <p>Pressure: 30kPa – 600kPa</p> <p>WALCRO 100R METERING TAP or similar approved. Metering tap: ø15mm BSP, DZR brass, pillar, chrome metering basin tap with internal flow control, strainer, no-hold feature and water saving shut-off.</p> <p>Pressure: 30kPa – 600kPa</p> <p>Walcro 101R Bib metering tap or similar approved. Bib metering tap: ø15mm BSP, DZR brass, pillar, chrome metering basin tap with internal flow control, strainer, no-hold feature and water saving shut-off.</p> <p>Pressure: 30kPa – 600kPa</p> <p>Demand System Taps</p> <ul style="list-style-type: none"> • Water saving; • Self-closing, requires manual button hold down to release water; • Economic / rural type applications; • Adjustable flow control; • Anti-vandal; • SABS approved; • Etc. <p>Walcro 100D Demand pillar tap or similar approved.</p> <p>Demand pillar tap: ø15mm BSP, DZR brass, chrome, pillar demand tap with internal flow control.</p>
--	---

	<p>Pressure: 30kPa – 600kPa</p> <p>Walcro 101D Bib / Wall demand tap or similar approved.</p> <p>Bib / Wall demand tap: ø15mm BSP, DZR brass, chrome, bib / wall demand tap with internal flow control.</p> <p>Pressure: 30kPa – 600kPa</p> <p>Walcro 111D In-line demand stopcock or similar approved.</p> <p>In-line demand stopcock: ø15mm BSP, DZR brass, chrome, In-line demand stopcock with internal flow control.</p> <p>Pressure: 30kPa – 600kPa</p> <p>WATER SAVING SHOWER METERING VALVES</p> <p>Walcro 155S Shower metering valve with sleeve or similar approved.</p> <p>Shower metering valve: ø15mm BSP, Built-in with sleeve, DZR brass shower metering valve with internal flow control, strainer, no-hold feature and water saving shut off.</p> <p>Pressure: 30kPa – 600kPa</p> <p>SHOWER HEADS</p> <p>WALCRO CIRS-V2 SHOWER HEAD - WITH ROTATIONAL FLOW TECHNOLOGY or similar approved</p> <p>WALCRO CIRS-V3 SHOWER HEAD - WITH ROTATIONAL FLOW TECHNOLOGY or similar approved</p> <p>MIXING VALVE</p>
<p>RADA THERMOSTATIC MIXING VALVES</p>	<p>RADA 320 F</p> <p>TAPS AND MIXERS</p> <p>15mm chromium plated one hole sink mixer, COBRA, Star, code 296 with S-041/10 - overarm swivel outlet, mounting kit and angle valves.</p> <p>Shower set comprising pair of Star 15mm chromium plated undertile pattern stop cocks code 138-15 for hot and cold</p>

	<p>15mm Cobra Star chromium plated basin pillar taps code 211-15</p> <p>Pillar Cobra tap with hot and cold indices. 1/2" BSP male inlet, code Star: 111-15</p> <p>Cobra Star: 206EXT-15 - Extended Bib tap with hot and cold indices. 1/2" BSP male inlet.</p> <p>Cobra Star: 206-15 - Bib tap with hot and cold indices. 1/2" BSP male inlet.</p> <p>Cobra Demand Tap: KM2-102 - Demand pushbutton pillar tap with raised nose. With hot and cold indices. 1/2" BSP Male connection end.</p> <p>Cobra Demand Tap: KM2-202-15 - Demand pushbutton bib tap with flow straightener and hot & cold indices. 1/2" BSP Male connection end.</p> <p>Cobra Demand Tap: KM2-203-20 - Demand pushbutton bib tap with flow straightener and hot & cold indices. Rough brass. 3/4" BSP Male connection end.</p> <p>Cobra Demand Tap: KM2-302 - Demand pushbutton exposed stop tap with raised nose. With hot and cold indices. 1/2" BSP Female connection ends.</p> <p>Metering Taps: KM2-100 - Metering pillar tap with non-hold open feature and flow controller. Flow cycle 1-20 secs. 1/2" BSP Male connection end.</p> <p>Metering Taps: KM2-101 - Metering pillar tap with non-hold open feature and flow controller. Brushed chrome finish. Flow cycle 1-20 secs. 1/2" BSP Male connection end.</p> <p>Metering Taps: KM2-200 - Metering bib tap with non-hold open feature and flow controller. Flow cycle 1-20 secs. 1/2" BSP Male connection end.</p> <p>Metering Taps: KM2-201 - Metering bib tap with non-hold open feature and flow controller. Brushed chrome finish. Flow cycle 1-20 secs. 1/2" BSP Male connection end.</p> <p>Metering Taps: KM2-100FS - Self closing pillar tap. Flow cycle 1-20 secs. 1/2" male inlet.</p>
--	--

<p>TOILET FLUSHING</p> <p>VALVES EXPOSED WC SPECIFICATIONS</p>	<p>WALCRO 550 TOILET FLUSHING VALVE - Back entry model</p> <p>Walcro 550B: ø20mm BSP, exposed, lever operated, chrome, DZR brass toilet flushing valve with back entry flush pipe.</p> <p>WALCRO 550 TOILET FLUSHING VALVE - Top entry model</p> <p>Walcro 550T: ø20mm BSP, exposed, lever operated, chrome, DZR brass toilet flushing valve with top entry flush pipe.</p> <p>WALCRO 106 TOILET FLUSHING VALVE - Back entry model</p> <p>Walcro 106B: ø25mm BSP, exposed, lever operated, chrome, DZR brass toilet flushing valve with back entry flush pipe.</p> <p>WALCRO 106 TOILET FLUSHING VALVE - Top entry model</p> <p>Walcro 106T: ø25mm BSP, exposed, lever operated, chrome, DZR brass toilet flushing valve with top entry flush pipe.</p> <p>BUILT-IN BOX MODEL WC SPECIFICATIONS</p> <p>SECTION 14+B647+A640:A650: TOILET FLUSHING VALVES</p> <p>WALCRO 107 BUILT-IN BOX TOILET FLUSHING VALVE</p> <p>Walcro 107CLP: ø25mm BSP with union, built-in box, DZR brass toilet flushing valve with stainless steel cover plate, XP button and concealed flush pipes. 30kPa - 600kPa</p> <p>URINAL FLUSHING VALVES</p> <p>WALCRO 330UR URINAL FLUSHING VALVE</p> <p>Walcro 330ur: ø15mm BSP, exposed, chrome, DZR brass urinal flushing valve with flow control, strainer and no-hold feature for single bowl urinal</p> <p>WALCRO 103LUR URINAL FLUSHING VALVE</p> <p>Walcro 103LUR: ø20mm BSP, exposed, lever operated, chrome, DZR brass urinal flushing valve</p>
--	--

	<p>with flow control, strainer and no-hold feature for single bowl urinal</p> <p>WALCRO 155UW URINAL FLUSHING VALVE WITH WALL PLATE</p> <p>Walcro 155UW: ø15mm BSP, built-in, DZR brass urinal flushing valve with internal flow control, strainer, no-hold feature and chrome wall plate for single bowl urinal</p> <p>WALCRO 155UWS URINAL FLUSHING VALVE WITH SLEEVE</p> <p>Walcro 155UW: ø15mm BSP, built-in sleeve, DZR brass urinal flushing valve with internal flow control, strainer and no-hold feature for single bowl urinal</p> <p>WALCRO URINAL FLUSH PIPES</p> <p>Walcro UR15TP: ø15mm offset, exposed, chrome flush pipe</p> <p>Walcro 103/6: ø15mm straight, exposed, chrome flush pipe with spreader</p> <p>TOILET FLUSHING VALVES</p>
<p>BUILT-IN BOX MODEL WC SPECIFICATIONS</p>	<p>SECTION 14+B647+A640:A650: TOILET FLUSHING VALVES</p> <p>WALCRO 107 BUILT-IN BOX TOILET FLUSHING VALVE</p> <p>Walcro 107CLP: ø25mm BSP with union, built-in box, DZR brass toilet flushing valve with stainless steel cover plate, XP button and concealed flush pipes. 30kPa - 600kPa</p>
<p>URINAL FLUSHING VALVES</p>	<p>WALCRO 330UR URINAL FLUSHING VALVE</p> <p>Walcro 330ur: ø15mm BSP, exposed, chrome, DZR brass urinal flushing valve with flow control, strainer and no-hold feature for single bowl urinal</p> <p>WALCRO 103LUR URINAL FLUSHING VALVE</p> <p>Walcro 103LUR: ø20mm BSP, exposed, lever operated, chrome, DZR brass urinal flushing valve with flow control, strainer and no-hold feature for single bowl urinal</p>

	<p>WALCRO 155UW URINAL FLUSHING VALVE WITH WALL PLATE</p> <p>Walcro 155UW: ø15mm BSP, built-in, DZR brass urinal flushing valve with internal flow control, strainer, no-hold feature and chrome wall plate for single bowl urinal</p> <p>WALCRO 155UWS URINAL FLUSHING VALVE WITH SLEEVE</p> <p>Walcro 155UW: ø15mm BSP, built-in sleeve, DZR brass urinal flushing valve with internal flow control, strainer and no-hold feature for single bowl urinal</p>
<p>WALCRO URINAL FLUSH PIPES</p>	<p>Walcro UR15TP: ø15mm offset, exposed, chrome flush pipe</p> <p>Walcro 103/6: ø15mm straight, exposed, chrome flush pipe with spreader</p>
<p>TOILET FLUSHING VALVES</p>	<p>WALCRO 550 TOILET FLUSHING VALVE - Back entry model</p> <p>Walcro 550B: ø20mm BSP, exposed, lever operated, chrome, DZR brass toilet flushing valve with back entry flush pipe.</p> <p>WALCRO 550 TOILET FLUSHING VALVE - Top entry model</p> <p>Walcro 550T: ø20mm BSP, exposed, lever operated, chrome, DZR brass toilet flushing valve with top entry flush pipe.</p> <p>WALCRO 106 TOILET FLUSHING VALVE - Back entry model</p> <p>Walcro 106B: ø25mm BSP, exposed, lever operated, chrome, DZR brass toilet flushing valve with back entry flush pipe.</p> <p>WALCRO 106 TOILET FLUSHING VALVE - Top entry model</p> <p>Walcro 106T: ø25mm BSP, exposed, lever operated, chrome, DZR brass toilet flushing valve with top entry flush pipe.</p>

<p>BUILT-IN BOX MODEL WC SPECIFICATIONS URINAL FLUSHING VALVES</p>	<p>WALCRO 330UR URINAL FLUSHING VALVE Walcro 330ur: ø15mm BSP, exposed, chrome, DZR brass urinal flushing valve with flow control, strainer and no-hold feature for single bowl urinal</p> <p>WALCRO 103LUR URINAL FLUSHING VALVE Walcro 103LUR: ø20mm BSP, exposed, lever operated, chrome, DZR brass urinal flushing valve with flow control, strainer and no-hold feature for single bowl urinal</p> <p>WALCRO 155UW URINAL FLUSHING VALVE WITH WALL PLATE Walcro 155UW: ø15mm BSP, built-in, DZR brass urinal flushing valve with internal flow control, strainer, no-hold feature and chrome wall plate for single bowl urinal</p> <p>WALCRO 155UWS URINAL FLUSHING VALVE WITH SLEEVE Walcro 155UW: ø15mm BSP, built-in sleeve, DZR brass urinal flushing valve with internal flow control, strainer and no-hold feature for single bowl urinal</p>
<p>WALCRO URINAL FLUSH PIPES</p>	<p>Walcro UR15TP: ø15mm offset, exposed, chrome flush pipe</p> <p>Walcro 103/6: ø15mm straight, exposed, chrome flush pipe with spreader</p>
<p>GINDE EQUAL STRAIGHT</p>	<p>S16 S25 S32</p>
<p>REDUCING STRAIGHT</p>	<p>S25-16 S32-25</p>
<p>MALE STRAIGHT</p>	<p>S16-1/2M S25-1/2M S32-1M S16-3/4M S25-3/4M</p>

TENDER: SBM 51/24/25

	S32-3/4M
FEMALE STRAIGHT	S16-1/2F S25-1/2F S32-1/2F S16-3/4F S25-3/4F S32-3/4F
EQUAL ELBOW	L16 L25 L32
ELBOW WALL PLATE	L16-1/2F(Z) L25-3/4F(Z)
MALE ELBOW	L16-1/2M L16-3/4M L25-1/2M L25-3/4M
FEMALE ELBOW	L16-1/2F L16-3/4F L25-1/2F L25-3/4F
EQUAL TEE	T16 T25 T32
REDUCING TEE	T25-16-25 T32-25-32
MALE TEE	T16-1/2M
FEMALE TEE	T16-1/2F

TENDER: SBM 51/24/25

	T25-3/4F T32-3/4F
DEMOUNTABLE UNION	H16-1/2F H25-3/4F
PLUG	D16
BALL VALVE	Q16 Q25
COLLAR & SLEEVE	COL-16 COL-25 COL-32 SSC-16 SSC-25 SSC-32
O-RING (WATER)	OR-16 OR-25 OR-32
REAMER	ZYD-16 ZYD-25 ZYD-32
BENDING SPRING IN	WTH-16 WTH-25
BENDING SPRING OUT	WTO-16 WTO-25
CLIPS (HOLDER BAT)	CHB-16 CHB-25 CHB-32
UNIVERSAL ADAPTOR	S16-15COMP



PE(X)-AL-PE(X)PIPE	MC16 MC25 MC32
VANDAL RESISTANT SANITARYWARE BY GYPSY VANDAL RESISTANT SANITARYWARE or SIMILAR APPROVED	STANDARD WC TOILET PAN - GYP/VA.R1/01 STANDARD PARAPLEGIC TOILET PAN - GYP/VA.R1/06 WASH HAND BASIN - GYP/VA.R1/02 DROP IN WASH HAND BASIN - GYP/VA.R1/04 URINAL - WATERBOURNE - GYP/VA.R1/03 URINAL - WATERLESS - GYP/VA.R1/05
VANDAL RESISTANT SANITARYWARE BY GYPSY VANDAL RESISTANT SANITARYWARE or SIMILAR APPROVED	STANDARD WC TOILET PAN - GYP/VA.R1/01 STANDARD PARAPLEGIC TOILET PAN - GYP/VA.R1/06 WASH HAND BASIN - GYP/VA.R1/02 DROP IN WASH HAND BASIN - GYP/VA.R1/04 URINAL - WATERBOURNE - GYP/VA.R1/03 URINAL - WATERLESS - GYP/VA.R1/05 SANITATION WATER SAVING PRODUCTS BY ENVIROSAN SANITATION SOLUTIONS OR SIMILAR APPROVED
EAZIFLUSH	EAZIFLUSH CISTERN WITH FLUSH PIPE EAZIFLUSH PEDESTAL
BATHROOM MATERIAL	Low-Flush/Pour-Flush Polymer Toilet Pedestal: Pedestal and toilet seat constructed: Virgin polymer Maximum flush per litre: 2.5Litre of water Pedestal and toilet maximum load: 200kg Pedestal and seat must have a smooth finishing for easy cleaning



	<p>Pedestal must allow for a incorporated toilet seat and child-seat as part of the seating arrangement</p> <p>Pedestal outlet: 110mm</p> <p>Pedestal inlet: 78mm</p> <p>Support structure/rim must be made supply with the pedestal to be bolted down onto the floor</p> <p>SABS Approved</p> <p>Leak free low flush cistern system for low flush toilet:</p> <p>The cistern stay empty till the pressing of the push button or handle</p> <p>Cistern Water Volume: Maximum 4 Liter of water</p> <p>Colour: White</p> <p>Flush System: Top flush or Front flush units</p> <p>Wall mounted</p> <p>Inlet Water: ½ inlet ball valve</p> <p>Maximum Size of cistern system: 178mm Width x 432mm Length x 273mm Height</p> <p>Constructed: Polymer plastic or equivalent</p> <p>SABS Approve</p> <p>Polymer Shower Tray:</p> <p>Colour: Grey</p> <p>Without Drain hole</p> <p>Constructed: Polymer plastic or equivalent</p> <p>Maximum Size: 900mx900mmx100mm</p> <p>Polymer Cistern System:</p> <p>Cistern Water Volume: Maximum 6Liter of water</p> <p>Colour: Granite</p> <p>Flush System: Top flush or Front flush units</p> <p>Wall mounted</p>
--	---



	<p>Inlet Water: ½ inlet ball valve</p> <p>Maximum Size of cistern system: 178mm Width x 432mm Length x 273mm Height</p> <p>Constructed: Polymer plastic or equivalent</p> <p>P-Pan PTP4 Granite Polymer (Toilet):</p> <p>Constructed: Polymer plastic or equivalent</p> <p>Pedestal outlet: 110mm</p> <p>Pedestal inlet: 78mm</p> <p>Pedestal and toilet seat constructed: Virgin polymer I or equivalent</p> <p>Support structure/rim must be made with the pedestal to be bolted down onto the floor</p> <p>Colour: Granite</p> <p>Polymer Toilet seat Contract line + Hinge</p> <p>Polymer Hand wash basin:</p> <p>` Splashback (Plastic)</p> <p>Colour: Granite or White</p> <p>Size: 400mm Width x 360mm Length x 240mm Height.</p> <p>Constructed: Polymer plastic or equivalent</p> <p>Plastic splashback kitchen sink:</p> <p>Complete manufacture of polymer plastic</p> <p>Colour: Granite</p> <p>Waste moulded in kitchen sink</p> <p>Maximum size: 820mm length x 470mm width x 220 height</p> <p>Sink must be available left or right side of the sink basin</p> <p>Sink must be bolted to the wall without any steel structure or frame</p> <p>Plastic Wash Trough:</p>
--	---


	<p>Maximum Basin water capacity: 33 liters</p> <p>Sink must be bolted to the wall without any steel structure or frame</p> <p>Maximum size: 530 length x 420 width x 280 height</p> <p>Complete manufacture of polymer plastic</p> <p>Colour: Granite</p> <p>Supply with plastic wall bracket</p>
--	---




SECTION 6: ELECTRICAL LIGHT FITTINGS (LED)


Item	Description (Specification)	Image
<p>LED BATTEN FITTING</p> <p>GTL505</p> <p>DIMENSIONS</p> <p>630x75x85mm; 20W LED</p>	<p>Protection Class I</p> <p>IP20</p> <p>Usage: Indoor</p> <p>Body & Di_user: PC</p> <p>Working Temperature: -20~40°C</p> <p>Colour Rendering Index: >80</p> <p>Lifetime: Up to 50 000Hrs</p> <p>Input Voltage: 220-240V ~ 50/60Hz</p> <p>Wattage: 20W LED</p> <p>Lumen: 2000Lm</p> <p>Colour Temperature: 4000K</p> <p>Non Dimmable</p>	
<p>LED BATTEN FITTING</p> <p>GTL506</p> <p>1230x75x85mm; 30W LED</p>	<p>Protection Class I</p> <p>IP20</p> <p>Usage: Indoor</p> <p>Body & Di_user: PC</p> <p>Working Temperature: -20~40°C</p> <p>Colour Rendering Index: >80</p> <p>Lifetime: Up to 50 000Hrs</p> <p>Input Voltage: 220-240V ~ 50/60Hz</p> <p>Wattage: 30W LED</p>	

	<p>Lumen: 3000Lm</p> <p>Colour Temperature: 4000K</p> <p>Non Dimmable</p>		
<p>LED BATTEN FITTING</p> <p>GTL507</p> <p>1500x75x85mm; 60W LED</p>	<p>Protection Class I</p> <p>IP20</p> <p>Usage: Indoor</p> <p>Body & Di_user: PC</p> <p>Working Temperature: -20~40°C</p> <p>Colour Rendering Index: >80</p> <p>Lifetime: Up to 50 000Hrs</p> <p>Input Voltage: 220-240V ~ 50/60Hz</p> <p>Wattage: 60W LED</p> <p>Lumen: 6000Lm</p> <p>Color Temperature: 4000K</p> <p>Non Dimmable</p>		
<p>SURFACE LED LUMINAIRE</p> <p>GTL575</p> <p>4000K</p> <p>15W LED</p> <p>220~240V</p> <p>50Hz / 60Hz</p> <p>20 000Hrs Average Lifespan</p> <p>IP65</p> <p>Diameter: 220mm</p> <p>Height: 55mm</p> <p>1250Lm</p>	<p>PC Frame, mirror re_ective aluminium</p> <p>High quality light</p> <p>Instant on</p> <p>80% Energy saving</p> <p>Lifespan is six times longer than ordinary incandescent lamps.</p> <p>Suitable for: O_ces, Hospitals, Schools, Lobbies, Retail Shops, Supermarkets, Homes etc.</p>		

<p>LED HIGH BAY LIGHT</p> <p>PTH150/S/4000K</p>	<p>Model No.: PTH150/5</p> <p>Input Voltage: AC100-277V</p> <p>Power: 150W</p> <p>Dimming: Not/1-10V/Microwave sensor</p> <p>Color Temp: 4000 + 250k</p> <p>CRI: >70</p> <p>IP:IP65</p> <p>Working Temp:-20°C~45°C</p> <p>PF>0.95</p> <p>LED Type:3030</p> <p>Beam angle: 120°</p> <p>Light efficiency:150lm/W</p> <p>Luminous: 22500lm</p> <p>Life Span: 50 000h@25°C</p>		
<p>LED DOWNLIGHT</p> <p>TLQ105-4000K</p>	<p>Power: 10W</p> <p>850Lm</p> <p>85 Lumen per Watt</p> <p>Diameter: 150mm</p> <p>Depth: 31.5mm</p> <p>Cut-out: ø125mm</p> <p>Input Voltage: AC180V - 265V, 50/60Hz</p> <p>Operating Temperature: -10°C to +45°C</p> <p>Retro-fit built-in high efficiency driver</p> <p>Connection: Push-in connector</p> <p>Beam Angle: 120°</p> <p>86% Energy Saving</p> <p>Built-in Driver</p> <p>Robust Design</p> <p>Anti-Glare Design</p> <p>PF: >0.9</p> <p>3 Year Warranty</p> <p>30 000Hrs</p>		

<p>LED DOWNLIGHT TLQ105-3000K</p>	<p>Power: 10W 850Lm 85 Lumen per Watt Diameter: 150mm Depth: 31.5mm Cut-out: ø125mm Input Voltage: AC180V - 265V, 50/60Hz Operating Temperature: -10°C to +45°C Retro_t built-in high e_ciciency driver Connection: Push-in connector Beam Angle: 120° 86% Energy Saving Built-in Driver Robust Design Anti-Glare Di_user PF: >0.9 3 Year Warranty 30 000Hrs</p>	
<p>COMPOSITE LED FLOODLIGHTS ZLT302</p>		

<p>COMPOSITE LED FLOODLIGHTS ZLT300</p>			
<p>COMPOSITE LED FLOODLIGHTS ZLT305</p>			
<p>BACKLIT LED PANEL-CCT COLOUR CHANGEABLE-36W WXX430 NON DIMMABLE Length: 595mm Width: 595mm Depth: 32mm</p>	<p>Wattage: 36W Voltage: 200-240V AC Flicker free driver LED Module Input: 30-42V DC 850mA CC Light Source: SMD CCT: 3-CCT - 3000K + 4000K + 5700K CCT Selection DIP Switch: Yes Dimmable: No Luminous Flux +/- 5%: 3175-3300Lm Lumens per Watt: 90-100Lm</p>		

	<p>CRI: >80</p> <p>Beam Angle: 120°</p> <p>UGR: 22</p> <p>Electrical Class: Class II</p> <p>IP Rating: IP40</p> <p>Product Finishing(Base): White</p> <p>Material: PMMA(Lens)+PS(Diffuser)+Aluminium(Frame)</p> <p>Average Lifetime: 50 000Hr</p> <p>Operating Temperature: -20°C ~ 45°C</p> <p>Storage Temperature: -20°C ~ 65°C</p> <p>Extra Available: WXX401 Surface Frame</p>		
<p>BACKLIT LED PANEL-CCT COLOUR CHANGEABLE-36W</p> <p>WXX430</p> <p>NON DIMMABLE</p> <p>Length: 1200mm</p> <p>Width: 595mm</p> <p>Depth: 32mm</p>	<p>Wattage: 36W</p> <p>Voltage: 200-240V AC Flicker free driver</p> <p>LED Module Input: 30-42V DC 850mA CC</p> <p>Light Source: SMD</p> <p>CCT: 3-CCT - 3000K + 4000K + 5700K</p> <p>CCT Selection DIP Switch: Yes</p> <p>Dimmable: No</p> <p>Luminous Flux +/- 5%: 3175-3300Lm</p> <p>Lumens per Watt: 90-100Lm</p> <p>CRI: >80</p> <p>Beam Angle: 120°</p> <p>UGR: 22</p> <p>Electrical Class: Class II</p> <p>IP Rating: IP40</p> <p>Product Finishing(Base): White</p> <p>Material: PMMA(Lens)+PS(Diffuser)+Aluminium(Frame)</p> <p>Average Lifetime: 50 000Hr</p> <p>Operating Temperature: -20°C ~ 45°C</p> <p>Storage Temperature: -20°C ~ 65°C</p> <p>Extra Available: WXX401 Surface Frame</p>		

<p>LED BULKHEAD KAT186-PLAIN</p>	<p>IP Rating: IP65 Diameter: 280mm Raw Lumens: 1500Lm / Actual Lumens: 1350Lm Power: Seoul Semiconductor 16.6W Colour: Black or White Kelvin Rating: 3000K or 4000K CRI: >80 Power Factor: 0.95 Voltage: 220/230V, 50Hz</p>		
<p>LED BULKHEAD KAT187-EYELID</p>	<p>IP Rating: IP65 Diameter: 280mm Raw Lumens: 1500Lm / Actual Lumens: 1350Lm Power: Seoul Semiconductor 16.6W Colour: Black or White Kelvin Rating: 3000K or 4000K CRI: >80 Power Factor: 0.95 Voltage: 220/230V, 50Hz</p>		
<p>LED BULKHEAD KAT188-GRID</p>	<p>IP Rating: IP65 Diameter: 280mm Raw Lumens: 1500Lm / Actual Lumens: 1350Lm Power: Seoul Semiconductor 16.6W Colour: Black or White Kelvin Rating: 3000K or 4000K CRI: >80 Power Factor: 0.95 Voltage: 220/230V, 50Hz</p>		

<p>LED LAMP; Lamp replacement; GU10 5.5w</p>	<p>LED LAMP - MOUNT: Lamp only - for downlighters; DIMENSIONS: D=50mm L=55mm; MAX FITTING WATTAGE: N/A; MIN LUMENS/WATTAGE: 90; SHAPE: Spot/Downlight; HOUSING TYPE: N/A; HOUSING MATERIAL:N/A; LAMP TYPE: LED Lamp; CONTROL GEAR: Electronic; IP RATING: IP 20; VOLTAGE: 230V 50Hz; SPECIFICATIONS: Dimmable replacement lamp for existing 230V downlight fittings. Nett Luminous Flux > 420 lumens. CRI>80% Colour temperature 4000K; STANDARDS: SABS approved.</p>		
<p>LED LAMP; Lamp replacement; ES27; 8W</p>	<p>LED LAMP - MOUNT: Lamp only - for existing fittings; DIMENSIONS: D=60mm L=106mm; MAX FITTING WATTAGE: N/A; MIN LUMENS/WATTAGE: 94; SHAPE: Bulb; HOUSING TYPE: N/A; HOUSING MATERIAL:N/A; LAMP TYPE: LED Lamp; CONTROL GEAR: Electronic; IP RATING: IP 20; VOLTAGE: 230V 50Hz; SPECIFICATIONS: Replacement lamp for existing fittings. Nett Luminous Flux > 750 lumens. CRI>80% Colour temperature 3000K; STANDARDS: SABS approved.</p>		
<p>LED LAMP; Candle replacement; ES14; 6W</p>	<p>LED FITTING - MOUNT: Lamp only - for existing chandeliers; DIMENSIONS: D=38mm L=113mm; MAX FITTING WATTAGE: N/A; MIN LUMENS/WATTAGE: 94; SHAPE: Candle; HOUSING TYPE: N/A; HOUSING MATERIAL:N/A; LAMP TYPE: LED Lamp; CONTROL GEAR: Electronic; IP RATING: IP 20; VOLTAGE: 230V 50Hz; SPECIFICATIONS: Replacement lamp for existing chandelier fittings. Nett Luminous Flux > 470 lumens. CRI>80% Colour temperature 2700K; STANDARDS: SABS approved.</p>		

Items	Description (Specification)
<p>ELECTRICAL MATERIAL All Electrical Material must be SABS Approved</p>	<p>Light switches 2x4 single lever with c/p Light switches 2x4 2 lever with c/p Light switches 2x4 3 lever with c/p Light switches 2x4 4 lever with c/p 2x36 Watt (1,5m) Open Channel Fluorescent Fittings with 70mm wide. SABS 2x58 2x58watt (1,2m) Open Channel Fluorescent Fittings with 70mm wide base. SABS</p>

	<p>Bulkhead Energy Saving Fittings 2PL9W Clear Visor IP 55 SABS 270mm wide</p> <p>38.8 2x4 Switch Disconnecter 2 Poles (250V AC, 30A, IP20) Geyser Isolator</p> <p>38.8 2x4 Switch Disconnecter 2 Poles (250V AC, 30A, IP20) Geyser Isolator</p> <p>4x4 Switch Disconnecter 2 Poles (250V AC, 60A, IP20) Stove Isolator</p> <p>4x4 Switch Disconnecter 3 Poles (250V AC, 60A, IP20 Stove Isolator</p> <p>20mm Pvc Conduit Male Adaptors</p> <p>20mm Pvc Couplings</p> <p>25mm Pvc Conduit Pipe</p> <p>25mm Pvc Male Adaptors</p> <p>25 mm Pvc Couplings</p> <p>20mm Pvc Saddles</p> <p>25mm Pvc Saddles</p> <p>185x50 Two Compartment Power Skirting/2m</p>
--	---

14. PRICING SCHEDULE

SECTION 1: MASONRY CONCRETE PRODUCTS					
ITEM NO.	DESCRIPTION	UNIT	UNIT PRICE DELIVERED EXCL VAT	BRAND	REMARKS
1.1	MASONRY BLOCKS DELIVERED TO SALDANHA				
1.1.1	HALLOW BLOCKS: MB140 COVERAGE: 12.5 per sq/m Weight: 14.8 Kg Dimensions: 190x140x390	EACH			
1.1.2	HALLOW BLOCKS: MB190 COVERAGE: 12.5 per sq/m Weight: 17.2Kg Dimensions: 190x140x390	EACH			
1.1.3	GREY CEMENT BRICKS COVERAGE: 55 per sq/m WEIGHT: 3.4Kg DIMENSIONS: 70X106X220	EACH			
1.1.4	Maxi 14 MPA COVERAGE: 34per sq/m WEIGHT: 3.9Kg DIMENSIONS: 115X90X220	EACH			

SECTION 1: MASONRY CONCRETE PRODUCTS

ITEM NO.	DESCRIPTION	UNIT	UNIT PRICE DELIVERED EXCL VAT	BRAND	REMARKS
1.1.5	60mm Interlocking Paver Coverage: 50 per sq./m Dimensions: 60x200x100 Strength: class 2/30mpa Weight: 2.5kg Colour: Grey	EACH			
1.1.6	50mm rectangular Paver Coverage: 50 per sq./m Dimensions: 50x200x100 Strength: class 2/30mpa Weight: 2.2kg Colour: Grey	Each			

SECTION 1: MASONRY CONCRETE PRODUCTS					
ITEM NO.	DESCRIPTION	UNIT	UNIT PRICE DELIVERED EXCL VAT	BRAND	REMARKS
1.1.7	50mm rectangular Paver Coverage: 50 per sq./m Dimensions: 50x200x100 Strength: class 2/30mpa Weight: 2.2kg Colour: Various	Each			
1.2	MASONRY BLOCKS DELIVERED TO VREDENBURG				
1.2.1	HALLOW BLOCKS: MB140 COVERAGE: 12.5 per sq/m Weight: 14.8 Kg Dimensions: 190x140x390	EACH			
1.2.2	HALLOW BLOCKS: MB190 COVERAGE: 12.5 per sq/m Weight: 17.2Kg Dimensions: 190x140x390	EACH			

TENDER: SBM 51/24/25

SECTION 1: MASONRY CONCRETE PRODUCTS					
ITEM NO.	DESCRIPTION	UNIT	UNIT PRICE DELIVERED EXCL VAT	BRAND	REMARKS
1.2.3	GREY CEMENT BRICKS COVERAGE: 55 per sq/m WEIGHT: 3.4Kg DIMENSIONS: 70X106X220	EACH			
1.2.4	Maxi 14 MPA COVERAGE: 34per sq/m WEIGHT: 3.9Kg DIMENSIONS: 115X90X220	EACH			
1.2.5	60mm Interlocking Paver Coverage: 50 per sq./m Dimensions: 60x200x100 Strength: class 2/30mpa Weight: 2.5kg Colour: Grey	EACH			
1.2.6	50mm rectangular Paver Coverage: 50 per sq./m Dimensions: 50x200x100 Strength: class 2/30mpa Weight: 2.2kg	Each			

SECTION 1: MASONRY CONCRETE PRODUCTS					
ITEM NO.	DESCRIPTION	UNIT	UNIT PRICE DELIVERED EXCL VAT	BRAND	REMARKS
	Colour: Grey				
1.2.7	50mm rectangular Paver Coverage: 50 per sq./m Dimensions: 50x200x100 Strength: class 2/30mpa Weight: 2.2kg Colour: Various	Each			
1.3	MASONARY BLOCKS DELIVERED TO PATERNOSTER				
1.3.1	HALLOW BLOCKS: MB140 COVERAGE: 12.5 per sq/m Weight: 14.8 Kg Dimensions: 190x140x390	EACH			
1.3.2	HALLOW BLOCKS: MB190 COVERAGE: 12.5 per sq/m Weight: 17.2Kg Dimensions: 190x140x390	EACH			

TENDER: SBM 51/24/25

SECTION 1: MASONRY CONCRETE PRODUCTS

ITEM NO.	DESCRIPTION	UNIT	UNIT PRICE DELIVERED EXCL VAT	BRAND	REMARKS
1.3.3	GREY CEMENT BRICKS COVERAGE: 55 per sq/m WEIGHT: 3.4Kg DIMENSIONS: 70X106X220	EACH			
1.3.4	Maxi 14 MPA COVERAGE: 34per sq/m WEIGHT: 3.9Kg DIMENSIONS: 115X90X220	EACH			
1.3.5	60mm Interlocking Paver Coverage: 50 per sq./m Dimensions: 60x200x100 Strength: class 2/30mpa Weight: 2.5kg Colour: Grey	EACH			

SECTION 1: MASONRY CONCRETE PRODUCTS

ITEM NO.	DESCRIPTION	UNIT	UNIT PRICE DELIVERED EXCL VAT	BRAND	REMARKS
1.3.6	50mm rectangular Paver Coverage: 50 per sq./m Dimensions: 50x200x100 Strength: class 2/30mpa Weight: 2.2kg Colour: Grey	Each			
1.3.7	50mm rectangular Paver Coverage: 50 per sq./m Dimensions: 50x200x100 Strength: class 2/30mpa Weight: 2.2kg Colour: Various	Each			

SECTION 1: MASONRY CONCRETE PRODUCTS					
ITEM NO.	DESCRIPTION	UNIT	UNIT PRICE DELIVERED EXCL VAT	BRAND	REMARKS
1.4	MASONRY BLOCKS DELIVERED TO ST HELENA BAY				
1.4.1	HALLOW BLOCKS: MB140 COVERAGE: 12.5 per sq/m Weight: 14.8 Kg Dimensions: 190x140x390	EACH			
1.4.2	HALLOW BLOCKS: MB190 COVERAGE: 12.5 per sq/m Weight: 17.2Kg Dimensions: 190x140x390	EACH			
1.4.3	GREY CEMENT BRICKS COVERAGE: 55 per sq/m WEIGHT: 3.4Kg DIMENSIONS: 70X106X220	EACH			
1.4.4	Maxi 14 MPA COVERAGE: 34per sq/m WEIGHT: 3.9Kg DIMENSIONS: 115X90X220	EACH			

SECTION 1: MASONRY CONCRETE PRODUCTS

ITEM NO.	DESCRIPTION	UNIT	UNIT PRICE DELIVERED EXCL VAT	BRAND	REMARKS
1.4.5	60mm Interlocking Paver Coverage: 50 per sq./m Dimensions: 60x200x100 Strength: class 2/30mpa Weight: 2.5kg Colour: Grey	EACH			
1.4.6	50mm rectangular Paver Coverage: 50 per sq./m Dimensions: 50x200x100 Strength: class 2/30mpa Weight: 2.2kg Colour: Grey	EACH			

SECTION 1: MASONRY CONCRETE PRODUCTS					
ITEM NO.	DESCRIPTION	UNIT	UNIT PRICE DELIVERED EXCL VAT	BRAND	REMARKS
1.4.7	50mm rectangular Paver Coverage: 50 per sq./m Dimensions: 50x200x100 Strength: class 2/30mpa Weight: 2.2kg Colour: Various	EACH			
1.5	MASONRY BLOCKS DELIVERED TO HOPEFIELD				
1.5.1	HALLOW BLOCKS: MB140 COVERAGE: 12.5 per sq/m Weight: 14.8 Kg Dimensions: 190x140x390	EACH			
1.5.2	HALLOW BLOCKS: MB190 COVERAGE: 12.5 per sq/m Weight: 17.2Kg Dimensions: 190x140x390	EACH			
1.5.3	GREY CEMENT BRICKS COVERAGE: 55 per sq/m WEIGHT: 3.4Kg DIMENSIONS: 70X106X220	EACH			

TENDER: SBM 51/24/25

SECTION 1: MASONRY CONCRETE PRODUCTS					
ITEM NO.	DESCRIPTION	UNIT	UNIT PRICE DELIVERED EXCL VAT	BRAND	REMARKS
1.5.4	Maxi 14 MPA COVERAGE: 34per sq/m WEIGHT: 3.9Kg DIMENSIONS: 115X90X220	EACH			
1.5.5	60mm Interlocking Paver Coverage: 50 per sq./m Dimensions: 60x200x100 Strength: class 2/30mpa Weight: 2.5kg Colour: Grey	EACH			
1.5.6	50mm rectangular Paver Coverage: 50 per sq./m Dimensions: 50x200x100 Strength: class 2/30mpa Weight: 2.2kg Colour: Grey	EACH			

SECTION 1: MASONRY CONCRETE PRODUCTS					
ITEM NO.	DESCRIPTION	UNIT	UNIT PRICE DELIVERED EXCL VAT	BRAND	REMARKS
1.5.7	50mm rectangular Paver Coverage: 50 per sq./m Dimensions: 50x200x100 Strength: class 2/30mpa Weight: 2.2kg Colour: Various	EACH			
1.6	MASONRY BLOCKS DELIVERED TO LANGEBAAN				
1.6.1	HALLOW BLOCKS: MB140 COVERAGE: 12.5 per sq/m Weight: 14.8 Kg Dimensions: 190x140x390	EACH			
1.6.2	HALLOW BLOCKS: MB190 COVERAGE: 12.5 per sq/m Weight: 17.2Kg Dimensions: 190x140x390	EACH			

TENDER: SBM 51/24/25

SECTION 1: MASONRY CONCRETE PRODUCTS

ITEM NO.	DESCRIPTION	UNIT	UNIT PRICE DELIVERED EXCL VAT	BRAND	REMARKS
1.6.3	GREY CEMENT BRICKS COVERAGE: 55 per sq/m WEIGHT: 3.4Kg DIMENSIONS: 70X106X220	EACH			
1.6.4	Maxi 14 MPA COVERAGE: 34per sq/m WEIGHT: 3.9Kg DIMENSIONS: 115X90X220	EACH			
1.6.5	60mm Interlocking Paver Coverage: 50 per sq./m Dimensions: 60x200x100 Strength: class 2/30mpa Weight: 2.5kg Colour: Grey	EACH			

SECTION 1: MASONRY CONCRETE PRODUCTS

ITEM NO.	DESCRIPTION	UNIT	UNIT PRICE DELIVERED EXCL VAT	BRAND	REMARKS
1.6.6	50mm rectangular Paver Coverage: 50 per sq./m Dimensions: 50x200x100 Strength: class 2/30mpa Weight: 2.2kg Colour: Grey	EACH			
1.6.7	50mm rectangular Paver Coverage: 50 per sq./m Dimensions: 50x200x100 Strength: class 2/30mpa Weight: 2.2kg Colour: Various	EACH			

SECTION 1: MASONRY CONCRETE PRODUCTS

ITEM NO.	DESCRIPTION	UNIT	UNIT PRICE DELIVERED EXCL VAT	BRAND	REMARKS
1.7	Lintols				
1.7.1	90 (90X90); SIZE: 0.900m – 3.6m : RE-ENFORCEMENT/ 35MPA : 5 x 2.64mm pre-stressed wire	M			
1.7.2	114 (114X75); SIZE: 0.900m - 1.5m : RE-ENFORCEMENT/ 35MPA : 4 x 2.64mm pre-stressed wire;	M			
1.7.3	114 (114X75); SIZE: 1.80m – 3.90m : RE-ENFORCEMENT/ 35MPA : 5 x 2.64mm pre-stressed wire;	M			
1.7.4	114 (114X75); SIZE: 4.2m – 6.6m : RE-ENFORCEMENT/ 35MPA : 7 x 2.64mm pre-stressed wire	M			
1.7.5	150 (150/75); SIZE: .900m – 3.9m : RE-ENFORCEMENT/ 35MPA : 6 x 2.64mm pre-stressed wire	M			
1.7.6	150 (150/75); SIZE: 4.20m - 6.60m : RE-ENFORCEMENT/ 35MPA : 8 x 2.64mm pre-stressed wire	M			
1.7.7	MAXI (105/105); SIZE: 0.90m – 3.90m : RE-ENFORCEMENT/ 35MPA : 5 x 2.64mm pre-stressed wire	M			

SECTION 1: MASONRY CONCRETE PRODUCTS					
ITEM NO.	DESCRIPTION	UNIT	UNIT PRICE DELIVERED EXCL VAT	BRAND	REMARKS
1.7.8	MAXI (105/105); SIZE: 4.20m - 6.60m : RE-ENFORCEMENT/ 35MPA : 5 x 4.25mm pre-stressed wire	M			
1.8	CONCRETE VIBRACRETE PRODUCTS				
1.8.1	CONCRETE VIBRACRETE SLAB; SIZE: 1.440mX0.300X0.045 : RE-ENFORCEMENT/ 35MPA : 3 x 2.5 – 3mm Slab wire	EACH			
1.8.2	CONCRETE PEBBLE VIBRACRETE SLAB (13mm Pebble stone finish on one side); SIZE: 1.440mX0.300X0.045 : RE-ENFORCEMENT/ 35MPA : 3 x 2.5 – 3mm Slab wire	EACH			
1.8.3	CONCRETE VIBRACRETE POSTS; SIZE: 1.50M : RE-ENFORCEMENT/ 35MPA : 2 x 4.25mm pre- stressed wire	EACH			
1.8.4	CONCRETE VIBRACRETE POSTS; SIZE: 1.80M : RE-ENFORCEMENT/ 35MPA : 2 x 4.25mm pre- stressed wire	EACH			
1.8.5	CONCRETE VIBRACRETE POSTS; SIZE: 2.10M : RE-ENFORCEMENT/ 35MPA : 2 x 4.25mm pre- stressed wire	EACH			
1.8.6	CONCRETE VIBRACRETE POSTS; SIZE: 2.40M : RE-ENFORCEMENT/ 35MPA : 2 x 4.25mm pre- stressed wire	EACH			

SECTION 1: MASONRY CONCRETE PRODUCTS

ITEM NO.	DESCRIPTION	UNIT	UNIT PRICE DELIVERED EXCL VAT	BRAND	REMARKS
1.8.7	CONCRETE VIBRACRETE POSTS; SIZE: 2.70M : RE-ENFORCEMENT/ 35MPA : 2 x 4.25mm pre-stressed wire	EACH			
1.8.8	CONCRETE VIBRACRETE POSTS; SIZE: 3.00M : RE-ENFORCEMENT/ 35MPA : 4 x 4.25mm pre-stressed wire	EACH			
1.8.9	CONCRETE VIBRACRETE CORNER/GATE POSTS; SIZE: 1.50M : RE-ENFORCEMENT/ 35MPA : 4 x 4.25mm pre-stressed wire	EACH			
1.8.10	CONCRETE VIBRACRETE CORNER/GATE POSTS; SIZE: 1.80M : RE-ENFORCEMENT/ 35MPA : 4 x 4.25mm pre-stressed wire	EACH			
1.8.11	CONCRETE VIBRACRETE CORNER/GATE POSTS; SIZE: 2.10M : RE-ENFORCEMENT/ 35MPA : 4 x 4.25mm pre-stressed wire	EACH			
1.8.12	CORNER/GATE POSTS; SIZE: 2.40M : RE-ENFORCEMENT/ 35MPA : 4 x 4.25mm pre-stressed wire	EACH			
1.8.13	CONCRETE VIBRACRETE CORNER/GATE POSTS; SIZE: 2.70M : RE-ENFORCEMENT/ 35MPA : 4 x 4.25mm pre-stressed wire	EACH			

SECTION 1: MASONRY CONCRETE PRODUCTS					
ITEM NO.	DESCRIPTION	UNIT	UNIT PRICE DELIVERED EXCL VAT	BRAND	REMARKS
1.8.14	CONCRETE VIBRACRETE CORNER/GATE POSTS; SIZE: 3.00M : RE-ENFORCEMENT/ 35MPA : 4 x 4.25mm pre- stressed wire	EACH			
1.9	CONCRETE PALASADE FENCING				
1.9.1	CONCRETE PALISADE ANCHOR POSTS FOR 2.4m FENCE; SIZE: 3mX220X150mm tapered to 80mm : RE- ENFORCEMENT/ 35MPA : 4 X 6mm spring steel wires	EACH			
1.9.2	CONCRETE PALISADE HORIZONTAL RAILS (CROSS BARS); SIZE: 980X75X150mm with 9 x 10mm diameter holes : RE- ENFORCEMENT/ 35MPA : 4 X 6mm spring steel wires	EACH			
1.9.3	CONCRETE PALISADE PALES; SIZE: 2.4mX80X100mm : RE-ENFORCEMENT/ 35MPA : 4 X 6mm spring steel wires	EACH			
1.9.4	FIXED BOLTS; SIZE: M8 X 140 cup square : GALVANIZED	EACH			
1.10	Tiles				

TENDER: SBM 51/24/25

SECTION 1: MASONRY CONCRETE PRODUCTS

ITEM NO.	DESCRIPTION	UNIT	UNIT PRICE DELIVERED EXCL VAT	BRAND	REMARKS
1.10.1	Ceramic Tile 200x200mm (38Tiles per BOX, 1.52m ²)	EACH			
1.10.1	Porcelain Tile 600x600 (4Tiles per BOX, 1.44m ² Glazed)	EACH			
TOTAL ITEM PRICE EXCL VAT					
ADD ALL PRICES (LINE ITEMS) TO DETERMINE ITEM TOTAL					
VAT @ 15%					
TOTAL PRICE FOR ITEM 1 INCL VAT					

TENDER: SBM 51/24/25

SECTION 2: CEMENT, BRICK FORCE, DAMP PROOF MEMBRANE & -COURSE, STEEL REINFORCEMENT

ITEM NO.	DESCRIPTION	UNIT	UNIT PRICE DELIVERED EXCL VAT	BRAND	REMARKS
2.1	PPC CEMENT OR EQUIVALENT SANS APPROVED				
2.1.1	Cement (32.5N)	50 KG			
2.1.2	Cement (42.5N)	50KG			
2.1.3	Cement (52.5N)	50KG			
2.2	Pollyfilla				
2.2.1	All purpose adhesive filler 2Kg	2KG			
2.3	Tile Consumables				
2.3.1	Tile adhesive glue	20KG			
2.4	BRICK FORCE				
2.4.1	75MM X2.8MM X20M	M			
2.4.2	150MM X2.8MM X20M	M			

TENDER: SBM 51/24/25

SECTION 2: CEMENT, BRICK FORCE, DAMP PROOF MEMBRANE & -COURSE, STEEL REINFORCEMENT

ITEM NO.	DESCRIPTION	UNIT	UNIT PRICE DELIVERED EXCL VAT	BRAND	REMARKS
2.4.3	225MMX2.8MM X20M	M			
2.5	GALVANISE BRICKFORCE				
2.5.1	GALVANISED 75MM X2.8MM X20M	M			
2.5.2	GAVANISE 150MM X2.8MM X20M	M			
2.6	GENERAL PURPOSE SHEETING (BLACK WATER PROOVING)				
2.6.1	2M X30M X250um SABS	M			
2.6.3	3M X30M X 250um SABS	M			
2.6.7	4M X30M X 250um SABS	M			
2.6.8	3M X30M X100um (Non-SABS)	M			
2.7	BRICKGRIP				
2.7.1	110MM X375um (Mono Layer)	M			

TENDER: SBM 51/24/25

SECTION 2: CEMENT, BRICK FORCE, DAMP PROOF MEMBRANE & -COURSE, STEEL REINFORCEMENT

ITEM NO.	DESCRIPTION	UNIT	UNIT PRICE DELIVERED EXCL VAT	BRAND	REMARKS
2.7.2	150MM X375um (Mono Layer)	M			
2.7.3	225MM X375um (Mono Layer)	M			
2.7.4	340MM X375um (Mono Layer)	M			
2.7.5	300MM X375um (Mono Layer)	M			
2.7.6	110MM X375um (3 Layer)	M			
2.7.7	225MM X375um (3 Layer)	M			
2.7.8	340MM X375um (3 Layer)	M			
2.7.9	300MM X375um (3 Layer)	M			
2.8	REINFORCE MESH REF193				
2.8.1	6 X2.4M	M			
2.8.2	60M ROLL	M			

TENDER: SBM 51/24/25

SECTION 2: CEMENT, BRICK FORCE, DAMP PROOF MEMBRANE & -COURSE, STEEL REINFORCEMENT

ITEM NO.	DESCRIPTION	UNIT	UNIT PRICE DELIVERED EXCL VAT	BRAND	REMARKS
2.9	REINFORCE STEEL RODS				
2.9.1	Y10	M			
2.9.2	Y12	M			
2.9.3	Y8	M			
TOTAL ITEM PRICE EXCL VAT					
ADD ALL PRICES (LINE ITEMS) TO DETERMINE ITEM TOTAL					
VAT @ 15%					
TOTAL PRICE FOR ITEM 2 INCL VAT					

TENDER: SBM 51/24/25

SECTION 3: DOORS & DOOR FRAMES, TIMBER & TIMBER MOULDINGS, ROOF

ITEM NO.	DESCRIPTION	UNIT	UNIT PRICE DELIVERED EXCL VAT	BRAND	REMARKS
3.1	DOORS & DOOR FRAMES				
3.1.1	DOORS (2032MM X813MM) BY SOLID DOORS OR SIMILAR APPROVED	EACH			
3.1.2	MASONITE DOOR	EACH			
3.1.3	SAPELE DOOR	EACH			
3.1.4	MEDIUM DUTY CONSUL DOOR	EACH			
3.1.5	SOLIDOR DOOR Flush Back	EACH			
3.1.6	FRAMED & LEDGED STABLE DOOR Normal	EACH			
3.1.7	FRAMED & LEDGED STABLE DOOR Flash Back	EACH			
3.1.8	FRAMED & LEDGED DOOR Normal	EACH			
3.1.9	FRAMED & LEDGED DOOR Flash back	EACH			
3.1.10	SALINGA FINGER JOINT SOLIDOR	EACH			

SECTION 3: DOORS & DOOR FRAMES, TIMBER & TIMBER MOULDINGS, ROOF

ITEM NO.	DESCRIPTION	UNIT	UNIT PRICE DELIVERED EXCL VAT	BRAND	REMARKS
3.2	DOOR FRAMES BY SWARTLAND (CAPE CULTURE COLLECTION) OR EQUIVALENT				
3.2.1	HARDWOOD NO SILL; SIZE: 1612 (90 X 55)	EACH			
3.2.2	HARDWOOD NO SILL; SIZE: 813 (90 X 55)	EACH			
3.2.3	HARDWOOD NO SILL; SIZE: 1210 (90 X 55)	EACH			
3.2.4	HARDWOOD WITH SILL; SIZE: 1612 (90 X 55)	EACH			
3.2.5	HARDWOOD WITH SILL; SIZE: 813 (90 X 55)	EACH			
3.2.6	HARDWOOD WITH SILL; SIZE: 1210 (90 X 55)	EACH			
3.2.7	PINE NO SILL; SIZE: 813 (70 X 70)	EACH			
3.2.8	PINE WITH SILL; SIZE: 813 (70 X 70)	EACH			

TENDER: SBM 51/24/25

SECTION 3: DOORS & DOOR FRAMES, TIMBER & TIMBER MOULDINGS, ROOF

ITEM NO.	DESCRIPTION	UNIT	UNIT PRICE DELIVERED EXCL VAT	BRAND	REMARKS
3.3	TIMBER SAP - SANS APPROVED, TREATED, TIMBER GRADE 5,				
3.3.1	38MM X38MM	M			
3.3.2	76MM X38MM	M			
3.3.3	76MM X50MM	M			
3.3.4	114MM X38MM	M			
3.3.5	152MM X38MM	M			
3.3.6	152MM X50MM	M			
3.3.7	152MM X76MM	M			
3.3.8	228MM X38MM	M			
3.3.9	228MM X50MM	M			
3.3.10	228MM X76MM	M			

TENDER: SBM 51/24/25

SECTION 3: DOORS & DOOR FRAMES, TIMBER & TIMBER MOULDINGS, ROOF

ITEM NO.	DESCRIPTION	UNIT	UNIT PRICE DELIVERED EXCL VAT	BRAND	REMARKS
3.4	PAR HARDWOOD				
3.4.1	12MM X96MM	M			
3.4.2	20MM X20MM	M			
3.4.3	22MM X44MM	M			
3.4.4	22MM X69MM	M			
3.4.5	22MM X96MM	M			
3.4.6	22MM X144MM	M			
3.4.7	22MM X222MM	M			
3.4.8	32MM X10MM	M			
3.4.9	32MM X32MM	M			
3.4.10	32MM X44MM	M			
3.4.11	32MM X144MM	M			

TENDER: SBM 51/24/25

SECTION 3: DOORS & DOOR FRAMES, TIMBER & TIMBER MOULDINGS, ROOF

ITEM NO.	DESCRIPTION	UNIT	UNIT PRICE DELIVERED EXCL VAT	BRAND	REMARKS
3.4.12	44MM X10MM	M			
3.4.13	44MM X20MM	M			
3.4.14	44MM X44MM	M			
3.4.15	44MM X69MM	M			
3.4.16	69MM X69MM	M			
3.4.17	70MM X20MM	M			
3.4.18	70MM X32MM	M			
3.4.19	140MM X32MM	M			
3.5	HARDWOOD DECORATIVE MOULDINGS				
3.5.1	SINGLE SIDED SKIRTING 69MM	M			
3.6	PINE MOULDING				
3.6.1	SAP SKIRTING 45MM	M			

SECTION 3: DOORS & DOOR FRAMES, TIMBER & TIMBER MOULDINGS, ROOF

ITEM NO.	DESCRIPTION	UNIT	UNIT PRICE DELIVERED EXCL VAT	BRAND	REMARKS
3.7	ROOFING				
3.7.1	LOOSE HURRICANE CLIP	EACH			
3.8	TRUSS HANGERS				
3.8.1	90° X50MM X1.6MM	EACH			
3.8.2	90° X38MM X1.2MM	EACH			
3.8.3	45° X38MM X1.2MM	EACH			
3.8.4	Mini 38MM X1.0MM	EACH			
3.9	BRACING STRAP ROLL				
3.9.1	Bracing stap roll	M			
3.9.2	Hoop iron galvanised 30MM X 1.2MM	M			
3.10	AEROLITE GEYSER BLANKET PACK OR EQUIVALENT				
3.10.1	3500 X1200 X50MM	EACH			

TENDER: SBM 51/24/25

SECTION 3: DOORS & DOOR FRAMES, TIMBER & TIMBER MOULDINGS, ROOF

ITEM NO.	DESCRIPTION	UNIT	UNIT PRICE DELIVERED EXCL VAT	BRAND	REMARKS
3.11	AEROLITE ROOF INSULATION OR EQUIVALENT				
3.11.1	100MM X 8M X 1.2M	m ²			
3.11.2	50MM X10M X1.2M	m ²			
3.12	RHINO CORNICE OR EQUIVALENT				
3.12.1	125MM	M			
3.12.2	75MM	M			
3.13	RHINO CEILING BOARD OR EQUIVALENT				
3.13.1	6.4 X900MM	M			
3.13.2	6.4 X1200MM	M			
3.13.3	9.5 X1200MM	M			
3.14	FASCIA BOARDS - NUTEC OR EQUIVALENT				
3.14.1	12MM X150MM Board	M			

TENDER: SBM 51/24/25

SECTION 3: DOORS & DOOR FRAMES, TIMBER & TIMBER MOULDINGS, ROOF

ITEM NO.	DESCRIPTION	UNIT	UNIT PRICE DELIVERED EXCL VAT	BRAND	REMARKS
3.14.2	12MM X225MM Board	M			
3.14.3	12MM X300MM Board	M			
3.14.4	225MM X9MM Board	M			
3.14.5	225MM Corner	M			
3.14.6	300MM Corner	M			
3.14.7	300MM Straight	M			
3.14.8	150MM Straight	M			
3.14.9	225MM Straight	M			
3.15	BARGE BOARD - NUTEC OR EQUIVALENT				
3.15.1	200MM X80MM Board	M			
3.15.2	PVC 225M Board	M			
3.15.3	200MM X80mm Joiner small	EACH			

SECTION 3: DOORS & DOOR FRAMES, TIMBER & TIMBER MOULDINGS, ROOF

ITEM NO.	DESCRIPTION	UNIT	UNIT PRICE DELIVERED EXCL VAT	BRAND	REMARKS
3.16	CEILING BOARDS-NUTEC OR EQUIVALENT				
3.16.1	CEILING BOARDS - NUTEC 4MM X1.2M	M			
3.16.2	CEILING BOARDS - NUTEC 4MM X0.9M	M			
3.17	CEILING BOARD - ISOBOARD OR EQUIVALENT				
3.17.1	CEILING BOARD - ISOBOARD 600MMX6MX40MM	EACH			
3.18	ISOBOARD-CORNICE OR EQUIVALENT				
3.18.1	125MM	EACH			
3.18.2	75MM	EACH			
3.19	ROOF SHEETING				
3.19.1	Colorplus IBR 0.53mm (AZ150)	M²			
3.19.2	Colorplus IBR 0.53mm (AZ200)	M²			

TENDER: SBM 51/24/25

SECTION 3: DOORS & DOOR FRAMES, TIMBER & TIMBER MOULDINGS, ROOF

ITEM NO.	DESCRIPTION	UNIT	UNIT PRICE DELIVERED EXCL VAT	BRAND	REMARKS
3.19.3	Colorplus Corrigated 0.53mm (AZ150)	M²			
3.19.4	Colorplus Corrigated 0.53mm (AZ200)	M²			
3.19.5	Board Shutter 1220x18x2440	EACH			
TOTAL ITEM PRICE EXCL VAT					
ADD ALL PRICES (LINE ITEMS) TO DETERMINE ITEM TOTAL					
VAT @ 15%					
TOTAL PRICE FOR ITEM 3 INCL VAT					

SECTION 4: MESH PANEL FENCING, FENCING				
ITEM NO.	DESCRIPTION	UNIT	NETT UNIT PRICE DELIVERED EXCL VAT	REMARKS
4.1	MESH PANEL FENCING BY BETAFENCE OR EQUIVALENT			
	Nylofor Medium Fence Panels or Equivalent			
	Nylofor Medium ®fence panels - with appertures of 50mm x 100mm rigid mesh, medium security, panels. Core wire (3,65mm) to be manufactured with Zinc Alu coated wire Zincalu Super coated to SANS 10244-2:2003 specification (min. 275g/m ²) wire coating is a coating consisting of (95%) Zinc and (5%) Aluminium. X 2,8 lifespan of galvanising. Additional PVC Coating (4,05mm thick) Anthracite RAL 7021 or Green RAL6005			
4.1.1	Size: 2500mm (w) x 1260mm (h)	EACH		
4.1.2	Size: 2500mm (w) x 1760mm (h)	EACH		
4.1.3	Size: 2500mm (w) x 2060mm (h)	EACH		
4.2	Nylofor 3M ®fence panels or Equivalent			

TENDER: SBM 51/24/25

	Nylofor 3M ®fence panels - with apertures of 50mm x 200mm rigid mesh, medium security, panels. Core wire (4,05mm) to be manufactured with Zinc Alu coated wire Zincalu Super coated to SANS 10244-2:2003 specification (min. 275g/m²) wire coating is a coating consisting of (95%) Zinc and (5%) Aluminium. X 2,8 lifespan of galvanising. Additional PVC Coating (4,40mm thick) Anthracite RAL 7021 or Green RAL6005			
4.2.1	Size: 3000mm (w) x 1760mm (h)	EACH		
4.2.2	Size: 3000mm (w) x 2060mm (h)	EACH		
4.2.3	Size: 3000mm (w) x 2460mm (h)	EACH		
4.3	Rigid Mesh Security Fencing or Equivalent			
	Betaview ®security fence panels - with apertures of 76mm x 12mm rigid security mesh panels with bends. Core wire (3mm) to be manufactured with Zinc Alu coated wire. Zincalu Super coated to SANS 10244-2:2003 specification (min. 275g/m²) wire coating is a coating consisting of (95%) Zinc and (5%) Aluminium. X 2,8 lifespan of galvanising. Additional PVC Coating (3,40mm thick) Anthracite RAL 7021 or Green RAL6005			
4.3.1	Size: 3050mm (w) x 1800mm (h)	EACH		
4.3.2	Size: 3050mm (w) x 2000mm (h)	EACH		

TENDER: SBM 51/24/25

4.3.3	Size: 3050mm (w) x 2400mm (h)	EACH		
4.4	Bekafix Secure Posts or Equivalent			
	Bekafix Secure Posts: H - shaped profile post 70mmx 44mm x 1.6mm that allow the panels to fit inside the lip of the post. Height: As specified - HDG with additional PVC Coating (as above). Mini spider fixators to be used to secure the panels to the posts. Fixators to be bolted together through the post and secured using tamper proof shearnuts. (no self tapping screws). All fitting to be stainless steel.			
4.4.1	Height: 1800mm	EACH		
4.4.2	Height: 2200mm	EACH		
4.4.3	Height: 2600mm	EACH		
4.5	Bekafix Secure Posts: H - shaped profile post 70mmx 44mm x 2mm that allow the panels to fit inside the lip of the post. Height: as specified - HDG with additional PVC Coating (as above). Security fixators to be used to secure the panels to the posts. Fixators to be bolted together through the post and secured using tamper proof shearnuts. (no self tapping screws) All fitting to be stainless steel.			
4.5.1	Height: 2600mm	EACH		

TENDER: SBM 51/24/25

4.5.2	Height: 2600mm - With two rivenuts to be mounted on the back face of the post to allow for the fitting of the electric fence bracket SQ tube 20mm x 20mm x 1.6mm- 6 W Black Angled – codeESQ6BA - Nemtek (please supply fixing detail if other Gallagher/ Stafix etc).	EACH		
4.5.3	Height: 3200mm	EACH		
4.5.4	Height: 3200mm - With 6 x Predrilled holes at 100mm intervals (5mm holes) from the top of the post,down, to allow for electric fence contractor to mount electric fence isolators.	EACH		
4.5.5	Height: 3200mm - With two rivenuts to be mounted on the back face of the post to allow for the fitting of an electric fence bracket - SQ tube 20mm x 20mm x 1.6mm- 6 W Black Angled – codeESQ6BA - Nemtek (please supply fixing detail if other Gallagher/ Stafix etc)	EACH		
4.6	Anti Climb			
4.6.1	Saw tooth top guard bolted to the top of the panel to prevent climbing. Size: 3050mm long Z profile - 40 x 20 x 40 x 2.5mm HDG with additional PVC coating (as above)	EACH		
4.7	Anti Burrow (underdig) -			
4.7.1	Flat security mesh panel - Size: 3050mm (w) x 450mm (h) ZincAlu coated Underdig to be fitted as part of the foundation of the posts and buried in the ground.	EACH		
4.8	FENCHING (STEEL)			
	DIAMOND MESH GATE - HOT DIPPED GALVANISED			

TENDER: SBM 51/24/25

4.8.1	1200 X 900MM SINGLE	EACH		
4.8.2	1800 X 900MM SINGLE	EACH		
4.8.3	1.20M X 3.00M PAIR	EACH		
4.8.4	1.80M X 3.00M PAIR	EACH		
4.9	FENCE STAY WITH BASE PLATE - HOT DIPPED GALVANISED			
4.9.1	50MM X 2.40M	EACH		
4.9.2	38MM X 1.80M	EACH		
4.9.3	38MM X 2.40M	EACH		
4.10	FENCE POST WITH BASE PLATE - HOT DIPPED GALVANISED			
4.10.1	75MM X 1.80M	EACH		
4.10.2	75MM X 2.40M	EACH		
4.11	PALLISADE FENCE - STEEL			
	PALLISADE POST			
4.11.1	76MM X 2.90MM	EACH		
4.12	PALLISADE PANEL - SPIKED ON TOP			
4.12.1	1.80M X 3.00M	EACH		
4.13	RAZOR WIRE FLAT WRAP			

TENDER: SBM 51/24/25

4.13.1	500MM	M		
TOTAL ITEM PRICE EXCL VAT ADD ALL PRICES (LINE ITEMS) TO DETERMINE ITEM TOTAL				
VAT @ 15%				
TOTAL PRICE FOR SECTION 4 INCL VAT				

SECTION 5: PLUMBING				
ITEM NO.	DESCRIPTION	UNIT	NETT UNIT PRICE DELIVERED EXCL VAT	REMARKS
5.1	PLUMBING			
	SANWARE BETTA OR SIMILAR APPROVED			
5.1.1	LOW LEVEL PAN (White,Ceremic)	EACH		
5.1.2	SUPA FLUSH CISTERN LL (WHITE, 9LT)	EACH		
5.1.3	RAPIDO PAN (white, Ceramic)	EACH		
5.1.4	BIBO CIRSTERN FRONT FLUSH (White, Ceramic)	EACH		
5.1.5	CONSUL PAN (White, Ceramic)	EACH		
5.1.6	BIBO CIRSTEN TOP FLUSH (White, Ceramic)	EACH		
5.1.7	MIRAGE SUIT TOP FLUSH (White, Ceramic)	EACH		
5.1.8	MIRAGE PAN (White, Ceramic)	EACH		
5.1.9	CLASSICO SUITE FRONT FLUSH (White, Ceramic)	EACH		
5.2	HAND WASH BASINS BETTA OR SIMILAR APPROVED			

TENDER: SBM 51/24/25

5.2.1	FLAIR CLOAKROOM BASIN (White, Ceramic)	EACH		
5.2.2	COURRIER BASIN (White, Ceramic)	EACH		
5.2.3	DELUX COURIER BASIN WALL HUNG (White, Ceramic)	EACH		
5.2.4	MIRAGE BASIN BOX WALL HUNG (White, Ceramic)	EACH		
5.2.5	MIRAGE CIRSTERN TOP FLUSH (White, Ceramic)	EACH		
5.2.6	UNIVERSAL PEDESTAL (White, Ceramic)	EACH		
5.2.7	CONSUL BASIN WALL HUNG (White, Ceramic)	EACH		
5.2.8	CLASSICO BASIN WALL HUNG (White, Ceramic)	EACH		
5.2.9	CLASSICO PEDESTAL (White, Ceramic)	EACH		
5.3	PLUMBING ACCESSORIES			
	HIGH PRESSURE GEYSERS KWIKOT OR SIMILAR APPROVED			

TENDER: SBM 51/24/25

5.3.1	100 LT	EACH		
5.3.2	150 LT	EACH		
5.3.3	200 LT	EACH		
5.3.4	ECONOFLO DUAL MK - 150 LT	EACH		
5.4	SOLAR GEYSER - HIGH PRESSURE SOLAR SYSTEMS KWIKOT KWIKSOL SOLAR WATER HEATER DIRECT SYSTEM OR SIMILAR APPROVED			
5.4.1	DIRECT SYSTEM 150LT – FROST FREE – W/ PANEL (SOL-150-DIR)	EACH		
5.4.2	DIRECT SYSTEM 200LT – FROST FREE – W/ PANEL (SOL-200-DIR)	EACH		
5.4.3	DIRECT SYSTEM 100LT – FROST & FROST FREE – W/ 12 TUBES (SOL-100-DIR)	EACH		
5.5	VACUUM BREAKER KWIKOT OR SIMILAR APPROVED			
5.5.1	VACUUM BREAKER (Kh4.200CX)	EACH		
5.5.2	VACUUM BREAKER (Kh4.150CX)	EACH		

TENDER: SBM 51/24/25

5.6	VALVES KWIKOT OR SIMILAR APPROVED			
5.6.1	HI-FLO MULTI VALVE 600kPa KH - 22MM	EACH		
5.6.2	MONO 600kPa PVC	EACH		
5.6.3	MONOFLO PRV CXC 400kPa KHN2 - 22MM	EACH		
5.6.4	VALVE KH1.404CX	EACH		
5.6.5	VALVE KH1.404XCM	EACH		
5.6.6	VALVE KH1.406CX	EACH		
5.6.7	VALVE KH3.214	EACH		
5.7	NASCO FLUX			
5.7.1	75g	EACH		
5.7.2	200g	EACH		
5.8	SOLDER WIRE			
5.8.1	SOLID WIRE (250g)	EACH		
5.8.2	SOLID WIRE (500g)	EACH		

TENDER: SBM 51/24/25

5.9	POLYCOP PIPE			
5.9.1	15MM	M		
5.9.2	22MM	M		
5.10	COMPRESSION FITTINGS & SPARES COMPRESSION COUPLER			
5.10.1	REDUCING cxfi 22 X 15MM	EACH		
5.10.2	REDUCING cxmi 22 X 15MM	EACH		
5.10.3	STRAIGHT cxc 15MM	EACH		
5.10.4	STRAIGHT cxc 22MM	EACH		
5.10.5	STRAIGHT cxfi 15MM	EACH		
5.10.6	STRAIGHT cxfi 22MM	EACH		
5.10.7	STRAIGHT cxmi 15MM	EACH		
5.10.8	STRAIGHT cxmi 22MM	EACH		
5.10.9	STRAIGHT REDUCING cxc 22 X 15MM	EACH		
5.11	COMPRESSION ELBOWS			

TENDER: SBM 51/24/25

5.11.1	cxc 15MM	EACH		
5.11.2	cxc 22MM	EACH		
5.11.3	cxfi 15MM	EACH		
5.11.4	cxfi 22MM	EACH		
5.11.5	cxmi 15MM	EACH		
5.11.6	cxmi 22MM	EACH		
5.11.7	REDUCING cxc 22 X 15MM	EACH		
5.11.8	REDUCING cxfi 22 X 15MM	EACH		
5.11.9	REDUCING cxmi 22 X15MM	EACH		
5.12	COMPRESSION TEE			
5.12.1	EQUAL cxcxc 15MM	EACH		
5.12.2	EQUAL cxcxc 22MM	EACH		
5.12.3	EQUAL cxcxfi 15MM	EACH		
5.12.4	EQUAL cxcxfi 22MM	EACH		

TENDER: SBM 51/24/25

5.12.5	REDUCING cxcxc 15 X15 X 22MM	EACH		
5.12.6	REDUCING cxcxc 22 X 15 X 22MM	EACH		
5.12.7	REDUCING cxcxc 22 X 22 X 15MM	EACH		
5.12.8	REDUCING cxcxfi 22 X 15 X 15MM	EACH		
5.12.9	REDUCING cxcxfi 22 X 22 X 15MM	EACH		
5.13	STOP END			
5.13.1	15MM	EACH		
5.13.2	22MM	EACH		
5.14	MASTER BAT			
5.14.1	15MM bag (1)	EACH		
5.14.2	22MM bag (1)	EACH		
5.14.3	15MM pp	EACH		
5.14.4	22MM pp	EACH		
5.15	COPPER COUPLER			

TENDER: SBM 51/24/25

5.15.1	cxfi 15mm	EACH		
5.15.2	cxfi 22mm	EACH		
5.15.3	cxmi 15mm	EACH		
5.15.4	cxmi 22mm	EACH		
5.15.5	Reducing 22 x 15mm	EACH		
5.15.6	Reducing cxfi 22 x 15mm	EACH		
5.15.7	Reducing cxmi 22 x 15mm	EACH		
5.16	COPPER COUPLER			
5.16.1	SLIP 15MM	EACH		
5.16.2	SLIP 22MM	EACH		
5.16.3	STRAIGHT 15MM	EACH		
5.16.4	STRAIGHT 22MM	EACH		
5.16.5	Reducing 22 x 15mm	EACH		
5.17	ELBOWS COPPER ELBOWS			
5.17.1	45d 15mm	EACH		

TENDER: SBM 51/24/25

5.17.2	45d 22mm	EACH		
5.17.3	90d 15mm	EACH		
5.17.4	90d 22mm	EACH		
5.17.5	90d cxfi 15mm	EACH		
5.17.6	90d cxfi 22mm	EACH		
5.17.7	90d cxmi 22mm	EACH		
5.17.8	Reducing 90d 22 x 15mm	EACH		
5.17.9	Reducing 90d cxfi 22 x 15mm	EACH		
5.17.10	Reducing 90d cxmi 22 x 15mm	EACH		
5.17.11	90d cxmi 15	EACH		
5.18	COPPER TEE			
5.18.1	EQUAL 15mm	EACH		
5.18.2	EQUAL 22mm	EACH		
5.18.3	EQUAL cxcxfi 15mm	EACH		
5.18.4	REDUCING 22 x 15 x 15mm	EACH		

TENDER: SBM 51/24/25

5.18.5	REDUCING 22 x 15 x 22mm	EACH		
5.18.6	REDUCING 22 x 22 x 15mm	EACH		
5.19	COPPER WALL PLATE ELBOWS			
5.19.1	WALL PLATE HP 15MM	EACH		
5.19.2	cxfi 15MM	EACH		
5.20	COPPER TUBE CLASS 2			
5.20.1	15MM X 2M len p-460/2	EACH		
5.20.2	22MM X1.5M len p-460/2	EACH		
5.21	PVC FITTINGS & SPARES PVC HOLDERBAT			
5.21.1	PVC 40MM	EACH		
5.21.2	PVC 110MM	EACH		
5.22	PVC PIPE CLIP			
5.22.1	PVC PIPE CLIP (40MM)	EACH		
5.22.2	PVC PIPE CLIP (50MM)	EACH		

TENDER: SBM 51/24/25

5.23	PVC SV REDUCER ECCENTRIC			
5.23.1	110 X 50MM	EACH		
5.23.2	110 X 75MM	EACH		
5.23.3	75 X50MM	EACH		
5.24	PVC VENT VALVES			
5.24.1	TWO WAY 110MM	EACH		
5.24.2	ONE WAY 50MM	EACH		
5.24.3	TWO WAY 50MM	EACH		
5.25	ROUND GRATE & PVC FITTINGS			
5.25.1	GRATE ROUND 190MM	EACH		
5.25.2	HEAD & GRATE (190MM X 110MM)	EACH		
5.26	PVC PAN COLLAR			
5.26.1	Kwik fit mk52	EACH		
5.26.2	Offset sg45	EACH		

TENDER: SBM 51/24/25

5.26.3	Straight solv weld sg40	EACH		
5.27	PVC STOP-ENDS			
5.27.1	BSP 40MM	EACH		
5.27.2	BSP 50MM	EACH		
5.27.3	FEMALE 50MM	EACH		
5.27.4	SV Accessory female	EACH		
5.27.5	SV PLAIN MALE 110MM	EACH		
5.27.6	UG ACCESSORY 110MM	EACH		
5.27.8	UG PLAIN MALE 110MM	EACH		
5.27.9	UG PLAIN FEMALE 110MM	EACH		
5.28	P TRAP			
5.28.1	110MM	EACH		
5.29	PVC UG RODDING EYE			
5.29.1	45 X 110MM	EACH		

TENDER: SBM 51/24/25

5.30	PVC WASTE BEND			
5.30.1	PLAIN 135 40MM	EACH		
5.30.2	PLAIN 135 50MM	EACH		
5.30.3	PLAIN 87.5 40MM	EACH		
5.30.4	PLAIN 87.5 50MM	EACH		
5.31	ABOVE GROUND PIPES			
5.31.1	40MM X 2MM white espec	M		
5.31.2	Plain 40 mm wp211	M		
5.31.3	40mm x 6m	M		
5.31.4	PVC 50 mm wpe 311	M		
5.31.5	White 50 mm espec	M		
5.31.6	Plain 75mm white SABS	M		
5.31.7	White 75mm new spec	M		
5.31.8	110mm sl406	M		

TENDER: SBM 51/24/25

5.31.9	White 110mm sabs	M		
5.32	PVC UNDERGROUND PIPES			
5.32.1	cs/wall 110mm	M		
5.32.2	cream 110mm sabs plain	M		
5.32.3	plain 160mm	M		
5.32.4	stormwater 110mm	M		
5.32.5	twinw landrain 110mm	M		
5.32.6	twinwall pln 110mm	M		
5.32.7	twinwall push fit soc 110mm	M		
5.32.8	twinwall soc 110mm	M		
5.32.9	ultrapipe 110mm 200kpa	M		
5.33	PVC JUNCTIONS			
5.33.1	SV IE 40MM X 87.5MM	EACH		
5.33.2	IE single 95mm x 110mm	EACH		

TENDER: SBM 51/24/25

5.33.3	SV IE single 135mm x 110mm	EACH		
5.33.4	SV Plainn single 95mm x 110mm	EACH		
5.33.5	SV Plain single 135mm x 110mm	EACH		
5.33.6	SV red IE double 95mm x 110mm	EACH		
5.33.7	SV red IE single 95mm x 110mm	EACH		
5.33.8	SV red plain double 95mm x 110mm	EACH		
5.33.9	SV red plain single 95mm x 110mm	EACH		
5.33.10	SV Plain 40mm x 87.5mm	EACH		
5.34	PVC JUNCTIONS			
5.34.1	UG Accessory RH 45mm x 110mm	EACH		
5.34.2	UG Plain 45mmx 110mm	EACH		

TENDER: SBM 51/24/25

5.34.3	UG Plain 90mm x 110mm	EACH		
5.34.4	UG Ribbed IE LH 45mm x 110mm	EACH		
5.34.5	UG Ribbed IE R/H 45mm x 110mm	EACH		
5.34.6	UG Ribbed plain 45mm x 110mm	EACH		
5.34.7	PVC SV DBL 95mm x 110mm	EACH		
5.34.8	PVC SV PL 95mm x 110mm	EACH		
5.34.9	PVC 50mm 135mm plain sv	EACH		
5.34.10	plain 75mm x 90° sv	EACH		
5.35	PVC WASTE JUNCTIONS			
5.35.1	Plain 87.5 40mm	EACH		
5.35.2	Plain 87.5 50mm	EACH		

TENDER: SBM 51/24/25

5.36	PVC WASTE ADAPTORS			
5.36.1	Female 40mm x 11/2	EACH		
5.36.2	Female 40mm x 32	EACH		
5.36.3	Female 50mm	EACH		
5.36.4	Female 50mm x 11/2	EACH		
5.36.5	Female 50mm x 32	EACH		
5.36.6	Male 40mm x 11/2	EACH		
5.36.7	Male 40mm x 11/4	EACH		
5.36.8	Male 50mm x 11/2	EACH		
5.36.9	Male bsp 50mm	EACH		
5.36.10	Male bsp 50mm x 32	EACH		

TENDER: SBM 51/24/25

5.36.11	SV double 110mm	EACH		
5.36.12	SV kimberley 110mm	EACH		
5.36.13	UG double 110mm	EACH		
5.36.14	UG kimberley 110mm	EACH		
5.36.15	UG single 110mm	EACH		
5.36.16	40mm	EACH		
5.36.17	50mm	EACH		
5.36.18	Reducer 50 x 40	EACH		
5.36.19	110 Single	EACH		
5.36.20	75 Single	EACH		
5.37	PVC BENDS			

TENDER: SBM 51/24/25

5.37.1	SV E 135 x 110mm	EACH		
5.37.2	SV IE 95 x 110mm	EACH		
5.37.3	SV plain 95 x 110mm	EACH		
5.37.4	SV plain 135 x 110mm	EACH		
5.37.5	SV vent horn IE 110mm	EACH		
5.37.6	UG plain double socket 1/16 110mm	EACH		
5.37.7	UG plain sp/soc 1/16/ 110mm	EACH		
5.37.8	UG ribbed 45 x 110mm	EACH		
5.37.9	UG ribbed 87,5 x 110mm	EACH		
5.37.10	UG ribbed IE 45 x 110mm	EACH		
5.37.11	UG ribbed IE 87,5 x 110mm	EACH		

TENDER: SBM 51/24/25

5.37.12	UG IE 110mm x 1/4mm	EACH		
5.37.13	UG IE 110mm x 1/8mm	EACH		
5.37.14	90 ST44	EACH		
5.37.15	IE 90 ST41	EACH		
5.37.16	40 x 87 wb40	EACH		
5.37.17	75mm x 450 sv	EACH		
5.37.18	75mm x 90 sv	EACH		
5.37.19	UG 110mm x 1/4mm	EACH		
5.37.20	UG 110mm x 45mm	EACH		
5.37.21	45 x 160mm	EACH		
5.37.22	IE 75mm x 95mm SB31	EACH		

TENDER: SBM 51/24/25

5.37.23	UG 110mm x 45 pln UB41	EACH		
5.38	FLUSH KIT MECHANISMS PARKER OR SIMILAR APPROVED			
5.38.1	Single top flush	EACH		
5.38.2	Dual top flush	EACH		
5.38.3	Low level siso front flush	EACH		
5.38.4	Cc front flush & pressure assist	EACH		
5.38.5	Topaz side inlet l/l mech	EACH		
5.38.6	Close couple bibo front flush	EACH		
5.39	TOILET SPARES PARKER OR SIMILAR APPROVED			
5.39.1	Ball float - 8mm - Black	EACH		
5.39.2	Ball float - 6mm - Red	EACH		

TENDER: SBM 51/24/25

5.40	UNIVERSAL DUAL FLUSH MECHANISM PARKER OR SIMILAR APPROVED			
5.40.1	BI VALVE CC	EACH		
5.41	DUAL FLUSH BUTTON PARKER OR SIMILAR APPROVED			
5.41.1	MW2 - CHROME	EACH		
5.42	DUAL FLUSH CONVERSION KIT PARKER OR SIMILAR APPROVED			
5.42.1	BIBO MW2	EACH		
5.43	SUPA FLUSH CISTERNLL			
5.43.1	9LT - WHITE	EACH		
5.44	INSIDE ELF CISTERN DPE			
5.44.1	FP16A	EACH		
5.44.2	TAPS AND MIXERS METERING AND DEMAND TAPS FOR COMMERCIAL AND PUBLIC ABLUTIONS SPECIFICATIONS Metering System Taps • Water saving;			

TENDER: SBM 51/24/25

	<ul style="list-style-type: none"> • Self-closing; • Should not be able to be left running unattended; • Adjustable flow control; • Enhanced hygiene – no touch closing; • Anti-vandal; • SABS approved; • Etc. 			
5.44.2.1	<p>WALCRO 420 METERING PILLAR TAP or similar approved. Metering pillar tap: ø15mm BSP, DZR brass, pillar, chrome metering basin tap with internal flow control, strainer, no-hold feature and water saving shut-off. Pressure: 30kPa – 600kPa</p>	EACH		
5.44.2.2	<p>WALCRO 100R METERING TAP or similar approved. Metering tap: ø15mm BSP, DZR brass, pillar, chrome metering basin tap with internal flow control, strainer, no-hold feature and water saving shut-off. Pressure: 30kPa – 600kPa</p>	EACH		
5.44.2.3	<p>Walcro 101R Bib metering tap or similar approved. Bib metering tap: ø15mm BSP, DZR brass, pillar, chrome metering basin tap with internal flow control, strainer, no-hold feature and water saving shut-off. Pressure: 30kPa – 600kPa</p>	EACH		
5.44.3	<p>DEMAND SYSTEM TAPS</p> <ul style="list-style-type: none"> • Water saving; • Self-closing, requires manual button hold down to release water; • Economic / rural type applications; • Adjustable flow control; • Anti-vandal; • SABS approved; • Etc. 			
5.44.3.1	<p>Walcro 100D Demand pillar tap or similar approved. Demand pillar tap: ø15mm BSP, DZR brass, chrome, pillar demand tap with internal flow control. Pressure: 30kPa – 600kPa</p>	EACH		
5.44.3.2	<p>Walcro 101D Bib / Wall demand tap or similar approved. Bib / Wall demand tap: ø15mm BSP, DZR brass, chrome, bib / wall demand tap with internal flow control. Pressure: 30kPa – 600kPa</p>	EACH		
5.44.3.3	<p>Walcro 111D In-line demand stopcock or similar approved. In-line demand stopcock: ø15mm BSP, DZR brass, chrome, In-line demand stopcock with internal flow control. Pressure: 30kPa – 600kPa</p>	EACH		

TENDER: SBM 51/24/25

5.44.4	WATER SAVING SHOWER METERING VALVES			
5.44.4.1	Walcro 155S Shower metering valve with sleeve or similar approved. Shower metering valve: ø15mm BSP, Built-in with sleeve, DZR brass shower metering valve with internal flow control, strainer, no-hold feature and water saving shut off. Pressure: 30kPa – 600kPa	EACH		
5.44.5	SHOWER HEADS			
5.44.5.1	WALCRO CIRS-V2 SHOWER HEAD - WITH ROTATIONAL FLOW TECHNOLOGY or similar approved	EACH		
5.44.5.2	WALCRO CIRS-V3 SHOWER HEAD - WITH ROTATIONAL FLOW TECHNOLOGY or similar approved	EACH		
5.44.5.3	MIXING VALVE	EACH		
5.45	RADA THERMOSTATIC MIXING VALVES			
5.45.1	RADA 320 F	EACH		
5.45.2	TAPS AND MIXERS			
5.45.3	15mm chromium plated one hole sink mixer, COBRA, Star, code 296 with S-041/10 - overarm swivel outlet, mounting kit and angle valves.	EACH		

TENDER: SBM 51/24/25

5.45.4	Shower set comprising pair of Star 15mm chromium plated undervile pattern stop cocks code 138-15 for hot and cold	EACH		
5.45.5	15mm Cobra Star chromium plated basin pillar taps code 211-15	EACH		
5.45.6	Pillar Cobra tap with hot and cold indices. 1/2" BSP male inlet, code Star: 111-15	EACH		
5.45.7	Cobra Star: 206EXT-15 - Extended Bib tap with hot and cold indices. 1/2" BSP male inlet.	EACH		
5.45.8	Cobra Star: 206-15 - Bib tap with hot and cold indices. 1/2" BSP male inlet.	EACH		
5.45.9	Cobra Demand Tap: KM2-102 - Demand pushbutton pillar tap with raised nose. With hot and cold indices. 1/2" BSP Male connection end.	EACH		
5.45.10	Cobra Demand Tap: KM2-202-15 - Demand pushbutton bib tap with flow straightener and hot & cold indices. 1/2" BSP Male connection end.	EACH		
5.45.11	Cobra Demand Tap: KM2-203-20 - Demand pushbutton bib tap with flow straightener and hot & cold indices. Rough brass. 3/4" BSP Male connection end.	EACH		
5.45.12	Cobra Demand Tap: KM2-302 - Demand pushbutton exposed stop tap with raised nose. With hot and cold indices. 1/2" BSP Female connection ends.	EACH		
5.45.13	Metering Taps: KM2-100 - Metering pillar tap with non-hold open feature and flow controller. Flow cycle 1-20 secs. 1/2" BSP Male connection end.	EACH		
5.45.14	Metering Taps: KM2-101 - Metering pillar tap with non-hold open feature and flow controller. Brushed chrome finish. Flow cycle 1-20 secs. 1/2" BSP Male connection end.	EACH		

TENDER: SBM 51/24/25

5.45.15	Metering Taps: KM2-200 - Metering bib tap with non-hold open feature and flow controller. Flow cycle 1-20 secs. ½" BSP Male connection end.	EACH		
5.45.16	Metering Taps: KM2-201 - Metering bib tap with non-hold open feature and flow controller. Brushed chrome finish. Flow cycle 1-20 secs. ½" BSP Male connection end.	EACH		
5.45.17	Metering Taps: KM2-100FS - Self closing pillar tap. Flow cycle 1-20 secs. ½" male inlet.	EACH		
5.49	TOILET FLUSHING VALVES EXPOSED WC SPECIFICATIONS			
5.49.1	WALCRO 550 TOILET FLUSHING VALVE - Back entry model Walcro 550B: ø20mm BSP, exposed, lever operated, chrome, DZR brass toilet flushing valve with back entry flush pipe.	EACH		
5.49.2	WALCRO 550 TOILET FLUSHING VALVE - Top entry model Walcro 550T: ø20mm BSP, exposed, lever operated, chrome, DZR brass toilet flushing valve with top entry flush pipe.	EACH		
5.49.3	WALCRO 106 TOILET FLUSHING VALVE - Back entry model Walcro 106B: ø25mm BSP, exposed, lever operated, chrome, DZR brass toilet flushing valve with back entry flush pipe.	EACH		
5.49.4	WALCRO 106 TOILET FLUSHING VALVE - Top entry model Walcro 106T: ø25mm BSP, exposed, lever operated, chrome, DZR brass toilet flushing valve with top entry flush pipe.	EACH		
5.49.5	BUILT-IN BOX MODEL WC SPECIFICATIONS			
5.49.6	TOILET FLUSHING VALVES	EACH		
5.49.7	WALCRO 107 BUILT-IN BOX TOILET FLUSHING VALVE Walcro 107CLP: ø25mm BSP with union, built-in box, DZR brass toilet flushing valve with stainless steel cover plate, XP button and concealed flush pipes. 30kPa - 600kPa	EACH		

TENDER: SBM 51/24/25

5.49.8	URINAL FLUSHING VALVES			
5.49.9	WALCRO 330UR URINAL FLUSHING VALVE Walcro 330ur: ø15mm BSP, exposed, chrome, DZR brass urinal flushing valve with flow control, strainer and no-hold feature for single bowl urinal	EACH		
5.49.10	WALCRO 103LUR URINAL FLUSHING VALVE Walcro 103LUR: ø20mm BSP, exposed, lever operated, chrome, DZR brass urinal flushing valve with flow control, strainer and no-hold feature for single bowl urinal	EACH		
5.49.11	WALCRO 155UW URINAL FLUSHING VALVE WITH WALL PLATE Walcro 155UW: ø15mm BSP, built-in, DZR brass urinal flushing valve with internal flow control, strainer, no-hold feature and chrome wall plate for single bowl urinal	EACH		
5.49.12	WALCRO 155UWS URINAL FLUSHING VALVE WITH SLEEVE Walcro 155UW: ø15mm BSP, built-in sleeve, DZR brass urinal flushing valve with internal flow control, strainer and no-hold feature for single bowl urinal	EACH		
5.49.13	WALCRO URINAL FLUSH PIPES			
5.49.14	Walcro UR15TP: ø15mm offset, exposed, chrome flush pipe	EACH		
5.49.15	Walcro 103/6: ø15mm straight, exposed, chrome flush pipe with spreader	EACH		
5.49.16	TOILET FLUSHING VALVES	EACH		
5.50	EXPOSED WC SPECIFICATIONS			
5.50.1	WALCRO 550 TOILET FLUSHING VALVE - Back entry model Walcro 550B: ø20mm BSP, exposed, lever operated, chrome, DZR brass toilet flushing valve with back entry flush pipe.	EACH		

TENDER: SBM 51/24/25

5.50.2	WALCRO 550 TOILET FLUSHING VALVE - Top entry model Walcro 550T: ø20mm BSP, exposed, lever operated, chrome, DZR brass toilet flushing valve with top entry flush pipe.	EACH		
5.50.3	WALCRO 106 TOILET FLUSHING VALVE - Back entry model Walcro 106B: ø25mm BSP, exposed, lever operated, chrome, DZR brass toilet flushing valve with back entry flush pipe.	EACH		
5.50.4	WALCRO 106 TOILET FLUSHING VALVE - Top entry model Walcro 106T: ø25mm BSP, exposed, lever operated, chrome, DZR brass toilet flushing valve with top entry flush pipe.	EACH		
5.51	BUILT-IN BOX MODEL WC SPECIFICATIONS			
5.51.2	WALCRO 107 BUILT-IN BOX TOILET FLUSHING VALVE Walcro 107CLP: ø25mm BSP with union, built-in box, DZR brass toilet flushing valve with stainless steel cover plate, XP button and concealed flush pipes. 30kPa - 600kPa	EACH		
5.52	URINAL FLUSHING VALVES			
5.52.1	WALCRO 330UR URINAL FLUSHING VALVE Walcro 330ur: ø15mm BSP, exposed, chrome, DZR brass urinal flushing valve with flow control, strainer and no-hold feature for single bowl urinal	EACH		
5.52.2	WALCRO 103LUR URINAL FLUSHING VALVE Walcro 103LUR: ø20mm BSP, exposed, lever operated, chrome, DZR brass urinal flushing valve with flow control, strainer and no-hold feature for single bowl urinal	EACH		
5.52.3	WALCRO 155UW URINAL FLUSHING VALVE WITH WALL PLATE Walcro 155UW: ø15mm BSP, built-in, DZR brass urinal flushing valve with internal flow control, strainer, no-hold feature and chrome wall plate for single bowl urinal	EACH		
5.52.4	WALCRO 155UWS URINAL FLUSHING VALVE WITH SLEEVE Walcro 155UW: ø15mm BSP, built-in sleeve, DZR brass urinal flushing valve with internal flow control, strainer and no-hold feature for single bowl urinal	EACH		

TENDER: SBM 51/24/25

5.53	WALCRO URINAL FLUSH PIPES			
5.53.1	Walcro UR15TP: ø15mm offset, exposed, chrome flush pipe	EACH		
5.53.2	Walcro 103/6: ø15mm straight, exposed, chrome flush pipe with spreader	EACH		
5.54	TOILET FLUSHING VALVES EXPOSED WC SPECIFICATIONS			
5.54.1	WALCRO 550 TOILET FLUSHING VALVE - Back entry model Walcro 550B: ø20mm BSP, exposed, lever operated, chrome, DZR brass toilet flushing valve with back entry flush pipe.	EACH		
5.54.2	WALCRO 550 TOILET FLUSHING VALVE - Top entry model Walcro 550T: ø20mm BSP, exposed, lever operated, chrome, DZR brass toilet flushing valve with top entry flush pipe.	EACH		
5.54.3	WALCRO 106 TOILET FLUSHING VALVE - Back entry model Walcro 106B: ø25mm BSP, exposed, lever operated, chrome, DZR brass toilet flushing valve with back entry flush pipe.	EACH		
5.54.4	WALCRO 106 TOILET FLUSHING VALVE - Top entry model Walcro 106T: ø25mm BSP, exposed, lever operated, chrome, DZR brass toilet flushing valve with top entry flush pipe.	EACH		
5.55	BUILT-IN BOX MODEL WC SPECIFICATIONS			
5.55.1	TOILET FLUSHING VALVES	EACH		

TENDER: SBM 51/24/25

5.55.2	WALCRO 107 BUILT-IN BOX TOILET FLUSHING VALVE Walcro 107CLP: ø25mm BSP with union, built-in box, DZR brass toilet flushing valve with stainless steel cover plate, XP button and concealed flush pipes. 30kPa - 600kPa	EACH		
5.56	URINAL FLUSHING VALVES			
5.56.1	WALCRO 330UR URINAL FLUSHING VALVE Walcro 330ur: ø15mm BSP, exposed, chrome, DZR brass urinal flushing valve with flow control, strainer and no-hold feature for single bowl urinal	EACH		
5.56.2	WALCRO 103LUR URINAL FLUSHING VALVE Walcro 103LUR: ø20mm BSP, exposed, lever operated, chrome, DZR brass urinal flushing valve with flow control, strainer and no-hold feature for single bowl urinal	EACH		
5.56.3	WALCRO 155UW URINAL FLUSHING VALVE WITH WALL PLATE Walcro 155UW: ø15mm BSP, built-in, DZR brass urinal flushing valve with internal flow control, strainer, no-hold feature and chrome wall plate for single bowl urinal	EACH		
5.56.4	WALCRO 155UWS URINAL FLUSHING VALVE WITH SLEEVE Walcro 155UW: ø15mm BSP, built-in sleeve, DZR brass urinal flushing valve with internal flow control, strainer and no-hold feature for single bowl urinal	EACH		
5.57	WALCRO URINAL FLUSH PIPES			
5.57.1	Walcro UR15TP: ø15mm offset, exposed, chrome flush pipe	EACH		

TENDER: SBM 51/24/25

5.57.2	Walcro 103/6: ø15mm straight, exposed, chrome flush pipe with spreader	EACH		
5.58	GINDE EQUAL STRAIGHT			
5.58.1	S16	EACH		
5.58.2	S25	EACH		
5.58.3	S32	EACH		
5.59	REDUCING STRAIGHT			
5.59.1	S25-16	EACH		
5.59.2	S32-25	EACH		
5.60	MALE STRAIGHT			
5.60.1	S16-1/2M	EACH		
5.60.2	S25-1/2M	EACH		

TENDER: SBM 51/24/25

5.60.3	S32-1M	EACH		
5.60.4	S16-3/4M	EACH		
5.60.5	S25-3/4M	EACH		
5.60.6	S32-3/4M	EACH		
5.61	FEMALE STRAIGHT			
5.61.1	S16-1/2F	EACH		
5.61.2	S25-1/2F	EACH		
5.61.3	S32-1/2F	EACH		
5.61.4	S16-3/4F	EACH		
5.61.5	S25-3/4F	EACH		
5.61.6	S32-3/4F	EACH		

TENDER: SBM 51/24/25

5.62	EQUAL ELBOW			
5.62.1	L16	EACH		
5.62.2	L25	EACH		
5.62.3	L32	EACH		
5.63	ELBOW WALL PLATE			
5.63.1	L16-1/2F(Z)	EACH		
5.63.2	L25-3/4F(Z)	EACH		
5.64	MALE ELBOW			
5.64.1	L16-1/2M	EACH		
5.64.2	L16-3/4M	EACH		
5.64.3	L25-1/2M	EACH		

TENDER: SBM 51/24/25

5.64.4	L25-3/4M	EACH		
5.65	FEMALE ELBOW			
5.65.1	L16-1/2F	EACH		
5.65.2	L16-3/4F	EACH		
5.65.3	L25-1/2F	EACH		
5.65.4	L25-3/4F	EACH		
5.66	EQUAL TEE			
5.66.1	T16	EACH		
5.66.2	T25	EACH		
5.66.3	T32	EACH		
5.67	REDUCING TEE			

TENDER: SBM 51/24/25

5.67.1	T25-16-25	EACH		
5.67.2	T32-25-32	EACH		
5.68	MALE TEE			
5.68.1	T16-1/2M	EACH		
5.69	FEMALE TEE			
5.69.1	T16-1/2F	EACH		
5.69.2	T25-3/4F	EACH		
5.69.3	T32-3/4F	EACH		
5.70	DEMOUNTABLE UNION			
5.70.1	H16-1/2F	EACH		
5.70.2	H25-3/4F	EACH		

TENDER: SBM 51/24/25

5.71	PLUG			
5.71.1	D16	EACH		
5.72	BALL VALVE			
5.72.1	Q16	EACH		
5.72.2	Q25	EACH		
5.73	COLLAR & SLEEVE			
5.73.1	COL-16	EACH		
5.73.2	COL-25	EACH		
5.73.3	COL-32	EACH		
5.73.4	SSC-16	EACH		
5.73.5	SSC-25	EACH		

TENDER: SBM 51/24/25

5.73.6	SSC-32	EACH		
5.74	O-RING (WATER)			
5.74.1	OR-16	EACH		
5.74.2	OR-25	EACH		
5.74.3	OR-32	EACH		
5.75	REAMER			
5.75.1	ZYD-16	EACH		
5.75.2	ZYD-25	EACH		
5.75.3	ZYD-32	EACH		
5.76	BENDING SPRING IN			
5.76.1	WTH-16	EACH		

TENDER: SBM 51/24/25

5.76.2	WTH-25	EACH		
5.77	BENDING SPRING OUT			
5.77.1	WTO-16	EACH		
5.77.2	WTO-25	EACH		
5.78	CLIPS (HOLDER BAT)			
5.78.1	CHB-16	EACH		
5.78.2	CHB-25	EACH		
5.78.3	CHB-32	EACH		
5.79	UNIVERSAL ADAPTOR			
5.79.1	S16-15COMP	EACH		
5.80	PE(X)-AL-PE(X)PIPE			

TENDER: SBM 51/24/25

5.80.1	MC16	EACH		
5.80.2	MC25	EACH		
5.80.3	MC32	EACH		
5.81	VANDAL RESISTANT SANITARYWARE BY GYPSY VANDAL RESISTANT SANITARYWARE or SIMILAR APPROVED			
5.81.1	STANDARD WC TOILET PAN - GYP/VA.R1/01	EACH		
5.81.2	STANDARD PARAPLEGIC TOILET PAN - GYP/VA.R1/06	EACH		
5.81.3	WASH HAND BASIN - GYP/VA.R1/02	EACH		
5.81.4	DROP IN WASH HAND BASIN - GYP/VA.R1/04	EACH		
5.81.5	URINAL - WATERBOURNE - GYP/VA.R1/03	EACH		
5.81.6	URINAL - WATERLESS - GYP/VA.R1/05	EACH		
5.82	VANDAL RESISTANT SANITARYWARE BY GYPSY VANDAL RESISTANT SANITARYWARE or SIMILAR APPROVED			

TENDER: SBM 51/24/25

5.82.1	STANDARD WC TOILET PAN - GYP/VA.R1/01	EACH		
5.82.2	STANDARD PARAPLEGIC TOILET PAN - GYP/VA.R1/06	EACH		
5.82.3	WASH HAND BASIN - GYP/VA.R1/02	EACH		
5.82.4	DROP IN WASH HAND BASIN - GYP/VA.R1/04	EACH		
5.82.5	URINAL - WATERBOURNE - GYP/VA.R1/03	EACH		
5.82.6	URINAL - WATERLESS - GYP/VA.R1/05	EACH		
5.83	SANITATION WATER SAVING PRODUCTS BY ENVIROSAN SANITATION SOLUTIONS OR SIMILAR APPROVED EAZIFLUSH			
5.83.1	EAZIFLUSH CISTERN WITH FLUSH PIPE	EACH		
5.83.2	EAZIFLUSH PEDESTAL	EACH		
5.84	BATHROOM MATERIAL			

TENDER: SBM 51/24/25

5.84.1	Low-Flush/Pour-Flush Polymer Toilet Pedestal: Pedestal and toilet seat constructed: Virgin polymer Maximum flush per litre: 2.5 Litre of water Pedestal and toilet maximum load: 200kg Pedestal and seat must have a smooth finishing for easy cleaning	EACH		
5.84.2	Pedestal must allow for a incorporated toilet seat and child-seat as part of the seating arrangement Pedestal outlet: 110mm Pedestal inlet: 78mm Support structure/rim must be made supply with the pedestal to be bolted down onto the floor SABS Approved Leak free low flush cistern system for low flush toilet: The cistern stay empty till the pressing of the push button or handle Cistern Water Volume: Maximum 4 Liter of water Colour: White	EACH		
5.84.3	Flush System: Top flush or Front flush units Wall mounted Inlet Water: ½ inlet ball valve Maximum Size of cistern system: 178mm Width x 432mm Length x 273mm Height Constructed: Polymer plastic or equivalent SABS Approve Polymer Shower Tray: Colour: Grey	EACH		
5.84.4	Without Drain hole Constructed: Polymer plastic or equivalent Maximum Size: 900mx900mmx100mm Polymer Cistern System: Cistern Water Volume: Maximum 6 Liter of water Colour: Granite	EACH		
5.84.5	Flush System: Top flush or Front flush units Wall mounted Inlet Water: ½ inlet ball valve Maximum Size of cistern system: 178mm Width x 432mm Length x 273mm Height Constructed: Polymer plastic or equivalent P-Pan PTP4 Granite Polymer (Toilet): Constructed: Polymer plastic or equivalent Pedestal outlet: 110mm	EACH		
5.84.6	Pedestal inlet: 78mm Pedestal and toilet seat constructed: Virgin polymer I or equivalent	EACH		

TENDER: SBM 51/24/25

	Support structure/rim must be made with the pedestal to be bolted down onto the floor Colour: Granite			
5.84.7	Polymer Toilet seat Contract line + Hinge Polymer Hand wash basin: Splashback (Plastic)	EACH		
5.84.8	Colour: Granite or White Size: 400mm Width x 360mm Length x 240mm Height. Constructed: Polymer plastic or equivalent Plastic splashback kitchen sink: Complete manufacture of polymer plastic Colour: Granite	EACH		
5.84.9	Waste moulded in kitchen sink Maximum size: 820mm length x 470mm width x 220 height Sink must be available left or right side of the sink basin Sink must be bolted to the wall without any steel structure or frame Plastic Wash Trough: Maximum Basin water capacity: 33liters Sink must be bolted to the wall without any steel structure or frame	EACH		
5.84.10	Maximum size: 530 length x 420 width x 280 height Complete manufacture of polymer plastic Colour: Granite Supply with plastic wall bracket	EACH		
TOTAL ITEM PRICE EXCL VAT				
ADD ALL PRICES (LINE ITEMS) TO DETERMINE ITEM TOTAL				
		VAT @ 15%		
TOTAL PRICE FOR SECTION 5 INCL VAT				

SECTION 6: ELECTRICAL LIGHT FITTINGS & MATERIAL-LED				
ITEM NO.	DESCRIPTION	UNIT	NETT UNIT PRICE DELIVERED EXCL VAT	REMARKS
6.1	ELECTRICAL LIGHT FITTINGS - LED's All Electrical Material must be SABS Approved			
6.1.1	LED BATTEN FITTING GTL505 DIMENSIONS 630X75X85mm;20W LED	EACH		
6.1.2	LED BATTEN FITTING GTL506 DIMENSIONS 1230X75X85mm;30W LED	EACH		
6.1.3	LED BATTEN FITTING GTL507 1500X75X85mm;60W LED	EACH		
6.1.4	SURFACE LED LUMINAIRE GTL575 4000K,15WLED,220- 240V,50Hz/60Hz,20000Hrs Average Lifespan,IP65 Diameter:220mm, Height:55mm 1250Lm	EACH		
6.1.5	LED HIGH BAY LIGHT PTH150/S/4000K	EACH		
6.1.6	LED DOWNLIGHT TLQ105-4000K	EACH		
6.1.7	LED DOWNLIGHT TLQ105-3000K	EACH		
6.1.8	COMPOSITE LED FLOODLIGHTS ZLT302	EACH		

TENDER: SBM 51/24/25

6.1.9	COMPOSITE LED FLOODLIGHTS ZLT300	EACH		
6.1.10	COMPOSITE LED FLOODLIGHTS ZLT305	EACH		
6.1.11	BACKLIT LED PANEL-CCT CLOUR CHANGEABLE-36W WXX430 NON-DIMMABLE Length:595mm,With:595mm,Depth:32mm	EACH		
6.1.12	LED BULKHEAD KAT 186-PLAIN	EACH		
6.1.13	LED BULKHEAD KAT 187-EYELID	EACH		
6.1.14	LED BULKHEAD KAT 188-GRID	EACH		
6.1.15	LED LAMP; Lamp replacement;GU10; 5.5w	EACH		
6.1.16	LED LAMP; Lamp replacement;ES27; 8W	EACH		
6.1.17	LED LAMP; Candle replacement;ES14;6W	EACH		
6.2	ELECTRICAL MATERIAL All Electrical Material must be SABS Approved			
6.2.1	Light switches 2x4 single lever with c/p	EACH		

TENDER: SBM 51/24/25

6.2.2	Light switches 2x4 2 lever with c/p	EACH		
6.2.3	Light switches 2x4 3 lever with c/p	EACH		
6.2.4	Light switches 2x4 4 lever with c/p	EACH		
6.2.5	2x36 Watt (1,5m) Open Channel Fluorescent Fittings with 70mm wide. SABS	EACH		
6.2.6	2x58 2x58watt (1,2m) Open Channel Fluorescent Fittings with 70mm wide base. SABS	EACH		
6.2.7	Bulkhead Energy Saving Fittings 2PL9W Clear Visor IP 55 SABS 270mm wide	EACH		
6.2.8	38.8 2x4 Switch Disconnecter 2 Poles (250V AC, 30A, IP20) Geyser Isolator	EACH		
6.2.9	4x4 Switch Disconnecter 2 Poles (250V AC, 60A, IP20) Stove Isolator	EACH		
6.2.10	4x4 Switch Disconnecter 3 Poles (250V AC, 60A, IP20 Stove Isolator	EACH		
6.2.11	20mm Pvc Conduit Pipe	EACH		
6.2.12	20mm Pvc Conduit Male Adaptors	EACH		

TENDER: SBM 51/24/25

6.2.13	20mm Pvc Couplings	EACH		
6.2.14	25mm Pvc Conduit Pipe	EACH		
6.2.15	25mm Pvc Male Adaptors	EACH		
6.2.16	25 mm Pvc Couplings	EACH		
6.2.17	20mm Pvc Saddles	EACH		
6.2.18	20mm Pvc Saddles	EACH		
6.2.19	185x50 Two Compartment Power Skirting/2m	EACH		
TOTAL ITEM PRICE EXCL VAT				
ADD ALL PRICES (LINE ITEMS) TO DETERMINE ITEM TOTAL				
VAT @ 15%				
TOTAL PRICE FOR SECTION 6 INCL VAT				

PART E: OTHER

15. PRICE ADJUSTMENTS

Bids shall remain valid and binding for a minimum of 90 days after the tender closure date and the validity extend automatically till the contract is signed if validity goes beyond the number of days indicated. The reason for this is to ensure that the tender is valid till appeals were considered, if received.

I accept and approve all of the above.

.....

SIGNATURE OF TENDERER

Failure to accept the automatic extension will render the bid non-responsive. Any bidder may at any time withdraw their bid in writing in which case the bid will not be further considered.

16. OMISSIONS, ALTERATIONS AND ADDITIONS

17. SCHEDULE OF VARIATIONS FROM SPECIAL CONDITIONS OF CONTRACT

1. Bidders may provide a 2.5% discount for payment made within 30 days of receipt of invoice. Bidder should note that this discount is optional and has no influence on the evaluation or adjudication of bids.
2. Please complete the following should your company BE WILLING TO PROVIDE the 2.5% deduction for payment within 30 days as per clause 1 above:

YES, my company IS WILLING TO HAVE THE 2.5% taken off of payment made within 30 days.

Tenderer's signature _____ for acceptance of the 2.5% discount.

(Only if tenderer wishes to provide the 2.5% discount)