

TENDER SBM 31/25/26

Munisipale Kantoor
Privaatsak X12
VREDENBURG, 7380
Tel. No.(022)701-7113
Faks No.(022)715-1304



Municipal Offices
Private Bag X12
VREDENBURG, 7380
Tel.No.(022)701-7113
Fax No.(022)715-1304

TENDER DOCUMENT

TENDER NUMBER	SBM 31/25/26
TENDER DESCRIPTION	SUPPLY AND DELIVERY OF ELECTRICAL NETWORK COMPONENTS TO SALDANHA BAY MUNICIPALITY FOR THE PERIOD 01 OCTOBER 2026 TILL 30 SEPTEMBER 2028.
NAME OF TENDERER	
BUSINESS ADDRESS	
TELEPHONE NUMBER	
CSD NUMBER	

SUBMISSION DETAILS:

ADDRESS	TENDER BOX, GROUND FLOOR, INVESTMENT CENTRE, 15 MAIN ROAD, VREDENBURG		
CLOSING DATE	12 June 2026	CLOSING TIME	12H00

The document, fully completed in all respects, together with any returnable and additional, supporting documentation required, must be submitted in a sealed envelope with the name and address of the tenderer, the project number and description and the closing date and time indicated on the envelope. The sealed envelopes must be inserted into the appropriate official tender box before the closing date and time.

TENDER SBM 31/25/26

All bids must be submitted on the official bid documents issued by SBM for this bid and not be re-typed.

Do not dismember this Tender Document (do not take it apart or put documents between its pages) and all other documents of the submission must be attached to this Tender Document.

ANY ENQUIRIES REGARDING THE BIDDING PROCEDURE MAY BE DIRECTED TO:

Department: Supply Chain Management

Contact Person: Rosaire Farmer
Tel: 022 701 6945
Email: rosaire.farmer@sbm.gov.za

ANY ENQUIRIES REGARDING TECHNICAL INFORMATION / SPECIFICATIONS MAY BE DIRECTED TO:

Contact Person: Cassie Du Preez
Tel: 022 701 7123
Email: cassie.dupreez@sbm.gov.za

INSTRUCTION: HANDLING OF TENDER DOCUMENT

Tenders must be properly received and deposited in the above-mentioned tender box on or before the closing date and before the closing time. No late tender offers will be accepted under any circumstances. Tender offers must be submitted in a sealed envelope properly marked in terms of the tender number and tender description as indicated above. If the tender offer is too large to fit into the abovementioned box, please enquire at the public counter opposite the tender boxes for assistance. No tender offers will be accepted via facsimile, email or electronic copies.

All bids must be submitted on the official bid documents issued by SBM for this bid and not be re-typed.

Do not dismember this Tender Document (do not take it apart or put documents between its pages) and all other documents of the submission must be attached to this Tender Document.

Tenders generated from e-Tender:

E-TENDER DECLARATION

It is compulsory to confirm "Yes" or "No" on all line items

Yes/No

The original document collected from the Municipality must be submitted or, if documents are printed from the e-tender website, the original, printed document must be submitted, clearly reflecting all writing and signatures in black ink. Copied documents where the writing and signatures is unclear and/or copied will render the tender non-responsive.	
Print the tender document with a quality printer. If the wording is unclear, the document will be discarded.	
Printed documents must be bound securely according to page numbers to prevent pages getting lost. Missing pages will render the tender non-responsive. Do not staple the pages together.	
The Price Schedule and All Annexures with compulsory attachments must be bind to the back of the document.	
No alterations of the document will be accepted. Any alterations will disqualify the tender.	
Print the Tender document on both sides to save paper and for standardisation.	

It is compulsory to comply and sign below if the tenderer agrees to the requirements above

I accept and approve all of the above.

SIGNATURE OF TENDERER

CHECKLIST

Please ensure that you have included all the documents listed below and submit it with your tender document as well as ensure that you adhere to the listed requirements. This will ensure that your tender is not deemed to be non-responsive and disqualified.

PLEASE TICK BOX ON THE LEFT

- Identity Documents of all those with equity ownership in the organization. In the case of a company please include only those ID documents of the Directors with equity ownership.
- Company registration forms.
- Certified copy of director/s municipal account/s.
- Registration with professional body (If applicable).
- Samples Provided (If applicable).
- All relevant sections complete and signed and all pages of tender document initialled by authorized signatory.
- Proof attached that signatory is duly authorized to enter into contractual agreement with Saldanha Bay Municipality on behalf of the organization.
- Original or Originally Certified copy of a valid SANAS approved B-BBEE certificate or a valid B-BBEE affidavit.
- Proof for claiming points for locality as required in MBD 6.1.
- Tax-compliant status on CSD.

DECLARATION

I declare that all relevant documentations have been included with the bid document and all the tender conditions have been adhered to.

Name: _____ Signature: _____

Capacity: _____

CONTENTS

CONTENTS 5

1. ADVERTISEMENT 6

2. INSTRUCTION TO TENDERER: 7

PART B: COMPULSORY RETURNABLE DOCUMENTS (SCM RELATED) 14

3. MBD 1: INVITATION TO TENDER 14

4. MBD 4: DECLARATION OF INTEREST 16

5. MBD 5: DECLARATION FOR PROCUREMENT ABOVE R10 MILLION..... 19

6. MBD 6.1 (PRERENCE POINTS CLAIM FORM) 20

7. MBD 8: BIDDER’S PAST PRACTICES 27

8. MBD 9: CERTIFICATE OF INDEPENDENT BID DETERMINATION 30

9. CENTRAL SUPPLIER DATABASE (CSD) 33

PART C: CONDITIONS OF CONTRACT 34

10. GENERAL CONDITIONS OF CONTRACT (GCC OF 2010) 34

11. SPECIAL CONDITIONS OF CONTRACT 48

12. AUTHORITY TO SIGN BID 50

13. CONTRACT FORM: PURCHASE OF GOODS/WORKS/SERVICES (MBD7) 57

PART D: SPECIFICATIONS 59

14. PRICING SCHEDULE 94

15. PRICE ADJUSTMENTS 122

16. OMISSIONS, ALTERATIONS AND ADDITIONS 123

17. SCHEDULE OF VARIATIONS FROM SPECIAL CONDITIONS OF CONTRACT 124

1. ADVERTISEMENT

<u>SALDANHABAAI MUNISIPALITEIT</u>	<u>SALDANHA BAY MUNICIPALITY</u>
<p>TENDER NOMMER: SBM 31/25/26</p> <p>TENDER BESKRYWING: VERSKAFFING EN LEWERING VAN ELEKTRIESE NETWERK KOMPONENTE AAN SALDANHABAAI MUNISIPALITEIT VIR DIE PERIODE 01 OKTOBER 2026 TOT 30 SEPTEMBER 2028.</p> <p>Tender dokumente is beskikbaar om afgelaai te word vanaf die e-Tender publikasie webtuiste www.etenders.gov.za of kan alternatiewelik verkry word by Mev. Rosaire Farmer, Hoofstraat 15, Beleggingsentrum, Vredenburg vanaf Maandag, 11 Mei 2026.</p> <p>Indien tender dokumente verkry word, moet 'n nie-terugbetaalbare tender deposito van R295.00 betaal word aan Saldanhabaai Munisipaliteit. 'n Bewys van betaling moet aangebied word vir die verkryging van tender dokumente.</p> <p>Navrae: Cassie du Preez</p> <p>E-pos: cassie.dupreez@sbm.gov.za</p> <p>Tenders moet in die tenderbus by die Beleggingsentrum, Hoofstraat 15, Vredenburg ingedien word voor 12H00 op Vrydag, 12 Junie 2026 en moet in 'n geseëde koevert wees waarop daar aan die buitekant duidelik gemerk is die bovermelde tender nommer en beskrywing.</p> <p>Na die sluitingsuur sal die tenders in die publiek oopgemaak word. Enige of die laagste tender sal nie noodwendig aanvaar word nie.</p> <p>Die 80/20 voorkeur-puntestelsel soos vervat in die Voorkeur Verkrygings Beleid, R8/5-25, van 29 Mei 2025 sal in die beoordeling van hierdie tender gebruik word.</p> <p>'n Geldige inkomstebelasting uitklaringsertifikaat, soos uitgereik deur die Suid-Afrikaanse Inkomstediens, moet tesame met die tender dokument ingehandig word, en die tenderaar moet voldoen aan die belastingvoorwaardes op die Sentrale Verskaffers Databasis (CSD).</p> <p>Mnr. H. Mettler MUNISIPALE BESTUURDER Saldanhabaai Munisipaliteit Privaatsak X 12 VREDENBURG 7380</p>	<p>TENDER NUMBER: SBM 31/25/26</p> <p>TENDER DESCRIPTION: SUPPLY AND DELIVERY OF ELECTRICAL NETWORK COMPONENTS TO SALDANHA BAY MUNICIPALITY FOR THE PERIOD 01 OCTOBER 2026 TILL 30 SEPTEMBER 2028.</p> <p>Tender documents can be downloaded from the e-Tender publication portal at www.etenders.gov.za or alternatively can be collected from Mrs. Rosaire Farmer, 15 Main Road, Investment Centre, Vredenburg from Monday, 11 May 2026.</p> <p>If tender documents are collected, a non-refundable tender deposit of R295.00 is payable to Saldanha Bay Municipality. A proof of deposit is required for the collection of tender documents.</p> <p>Enquiries: Cassie du Preez</p> <p>Email: cassie.dupreez@sbm.gov.za</p> <p>Tenders must be placed in the tender box of the Investment Centre, Ground Floor, 15 Main Road, Vredenburg, before 12H00 on Friday, 12 June 2026, in a sealed envelope where on the outside is clearly marked the above-mentioned tender number and description.</p> <p>The tenders shall be opened in the public after the closing hour. Any or the lowest tender will not necessarily be accepted.</p> <p>The 80/20 preference point system as contained in the Preferential Procurement Policy, R8/5-25, of 29 May 2025 will be used in the adjudication of this tender.</p> <p>A valid tax clearance certificate, from the South African Revenue Services, must be supplied with the tender document, and the tenderer must be tax-compliant on the Central Supplier Database (CSD).</p> <p>Mr. H. Mettler MUNICIPAL MANAGER Saldanha Bay Municipality Private Bag X 12 VREDENBURG 7380</p>

2. INSTRUCTION TO TENDERER:

2.1 General and Special Conditions of Contract

The General Conditions of Contract (GCC) as well as Special Conditions of Contract (SCC) forming part of this set of tender documents will be applicable to this tender in addition to the conditions of tender. Where the GCC and SCC are in conflict with one another, the stipulations of the SCC will prevail.

2.2 Acceptance or Rejection of a Tender

The Municipality reserves the right to withdraw any invitation to tender and/or to re-advertise or to reject any tender or to accept a part of it. The Municipality does not bind itself to accepting the lowest tender or the tender scoring the highest points.

2.3 Validity Period

Bids shall remain valid and binding for a minimum of 90 days after the tender closure date and the validity extend automatically till the contract is signed if validity goes beyond the number of days indicated. The reason for this is to ensure that the tender is valid till appeals were considered, if received.

2.4 Cost of Tender Documents

Tender documents can be downloaded from the eTender publication portal at www.etenders.gov.za or alternatively can be collected at a non-refundable tender deposit rate payable to Saldanha Bay Municipality. Payment for tender documents must be made by a crossed cheque, cash or payment into Saldanha Bay Municipality's bank account payable to the Saldanha Bay Municipality. These costs are non-refundable. No unauthorised alteration of this set of tender documents will be allowed. Any unauthorised alteration will disqualify the tender automatically.

2.5 Registration on Accredited Supplier Database

It is expected of all prospective service providers who are not yet registered on the Central Supplier Database, to register online. In the event that a tenderer is not yet registered, it is requested that the online registration proceeds with the Central Supplier Database. The Municipality reserves the right not to award tenders to prospective suppliers who are not registered on the Central Supplier Database.

2.6 Completion of Tender Documents

- a) The original tender document must be completed fully in black ink and signed by the authorised signatory to validate the tender. All the pages must be initialed by the authorised signatory and returned.
- b) Tender documents may not be retyped.

- c) The complete original tender document must be returned. Missing pages will result in the disqualification of the tender.
- d) No unauthorized alteration of this set of tender documents will be allowed. Any unauthorized alteration will disqualify the tender automatically. Any ambiguity has to be cleared with the contact person for the tender before the tender closure.
- e) Tenders must be completed in indelible ink and NO CORRECTION FLUID may be used in the Tender Document. If corrections must be made, a line must be drawn through the correction and it must be initialed.
- f) The bidder must verify regularly on E-tender and our website whether there are any addendums before submission and addendums must be submitted with the tender document.
- g) If a document is electronically completed, NO ALTERATIONS OR AMENDMENTS may be made to the content of the tender document. ALTERATIONS OR AMENDMENTS to the tender document will result in disqualification. Also note that the contract will be terminated in a case where it is detected after contract signing that the tender document was altered or amended. It thus remains the responsibility of the tenderer to ensure that the same document as was issued is submitted.

2.7 Compulsory Documentation

2.7.1 Income Tax Clearance Certificate

A valid Income Tax Clearance Certificate must accompany the bid documents unless the bidder is registered on the Central Supplier Database and are Tax compliant. If the South African Revenue Services (SARS) cannot provide a valid Income Tax Clearance Certificate, the bidder must submit a letter from SARS on an original SARS letterhead that their tax matters are in order or their tax pin.

2.7.2 Municipal Rates, Taxes and Charges

Business account: See MBD 6.1 and call office if any clarification is required (important for claiming preference points).

Director's accounts:

- a) A copy of the bidder's municipal account for the month preceding the tender closure date must accompany the tender documents.
- b) Any bidder which is or whose directors are in arrears with their municipal rates and taxes or municipal charges due to any Municipality or any of its entities for more than three months and have not made an arrangement for settlement of same before the bid closure date will be disqualified.

2.8 Authorized Signatory

- a) A copy of the recorded Resolution taken by the Board of Directors, members, partners or trustees authorizing the representative to submit this bid on the bidder's behalf must be attached to the Bid Document on submission of same.
- b) A bid shall be eligible for consideration only if it bears the signature of the bidder or of some person duly and lawfully authorized to sign it for and on behalf of the bidder.

2.9 Samples

Samples, if requested, are to be provided to the Municipality with the tender document and are not returnable.

2.10 Quantities of Specific Items

If tenders are called for a specific number of items, Council reserves the right to change the number of such items to be higher or lower. The successful bidder will then be given an opportunity to evaluate the new scenario and inform the Municipality if it is acceptable. If the successful bidder does not accept the new scenario, it will be offered to the second placed bidder. The process will be continued to the Municipality's satisfaction.

2.11 Submission of Tender

- a) The tender must be placed in a sealed envelope, or envelopes when the two-envelope system is specified, clearly marked with the tender number, title as well as closing date and time and be - placed in the **tender box at the Ground Floor in the Investment Centre, 15 Main Road, Vredenburg by not later than 12H00 on the specified closing date.**
- b) Faxed, e-mailed and late tenders will not be accepted. Tenders may be delivered by hand, by courier, or posted at the bidder's risk and must be received by the deadline specified above, irrespective of how they are sent or delivered.

2.12 Expenses Incurred in Preparation of Tender

The Municipality shall not be liable for any expenses incurred in the preparation and submission of the tender.

2.13 Contact with Municipality after Tender Closure Date

- a) Bidders shall not contact the Saldanha Bay Municipality on any matter relating to their bid from the time of the opening of the bid to the time the contract is awarded.
- b) If a bidder wishes to bring additional information to the notice of the Saldanha Bay Municipality, it should do so in writing to the Saldanha Bay Municipality.
- c) Any effort by the firm to influence the Saldanha Bay Municipality in the bid evaluation, bid comparison or contract award decisions may result in the rejection of the bid.

2.14 Opening, Recording and Publications of Tenders Received

- a) Tenders will be opened on the closing date immediately after the closing time specified in the tender documents. If requested by any bidder present, the names of the bidders, and if practical, the total amount of each bid and of any alternative bids will be read out aloud.
- b) Details of tenders received in time will be published on the Municipality's website as well as recorded in a register which is open to public inspection.

2.15 Evaluation of Tenders

Please note that the tender will be evaluated per item. All sub items should be completed in full to be found responsive for the specific item.

Although items are tendered in unit prices, tender items will be evaluated through a dummy bill of order quantities, this is to make sure that tendered unit prices are market related and value for money.

2.16 Supply Chain Management Policy and Regulations

Bids will be awarded in accordance with the PREFERENTIAL PROCUREMENT POLICY adopted by Council on R8/5-25, of 29 May 2025, as well as the Municipality's Supply Chain Management Policy.

- a) B-BBEE
 - Original or originally certified B-BBEE certificate or Affidavit.
- b) Locality
 - i) Where the tenderer is the owner of the property:
 - ii) The municipal account must be registered in the trading name of owner of the property, for example:
 - Partnership (Lead company according to agreement).
 - Joint Venture (Lead company according to agreements and where daily operations are done).
 - Close Corporation (name of the CC).
 - Public Company "Limited or Ltd" (name of the company).
 - Private company / Proprietary company / (Pty) Ltd (name of the company).
 - Non-Profit Company "NPC" (name of the company).
 - State Owned Company "SOC" (name of the SOC).
 - In the case of a One-person business / sole propriety the account must either be in the trading name or in the owner's name.
 - In the case of a Private Company (Pty) Ltd. (small businesses') which trades from the residential address of the Director, the municipal account can be in the name of the Director if he/she is the owner of the residential property. This is applicable in cases where the company has only 1 Director. If more than 1 Director, the other directors must also reside at the same address and such proof must be submitted in the form of an Affidavit.
- c) Where the tenderer is not the owner of the property:
 - i) Sole propriety (residential):

- If the municipal account is not registered in the name of the Sole Propriety, a valid Lease Agreement to be submitted.
 - OR
- If no valid Lease Agreement exist, an affidavit from the owner of the property must be submitted.
- The owner of the property must confirm the following:
 - ✓ That the sole propriety is conducting business from the said address as indicated in the bid documents.
 - ✓ What are the conditions/agreement for conducting business from premises.
 - ✓ For example: Declares that no written lease agreement exists, a verbal lease agreement exist, sole supplier does not have any obligation to contribute to any payment of municipal accounts; sole propriety not liable for any rent payments, etc.
 - ✓ The ID numbers of both the owner of property and the sole propriety must reflect on the affidavit.

NB: A Detailed affidavit must be submitted. Not the affidavit that only indicates the following "I don't own any buildings and therefore does not have any municipal accounts".

Note: Affidavits valid for a period of 3 months

- Close Corporation, Public Company, Personal Liability Company, (Pty) Limited, Non-Profit Company, State Owned Companies - A valid Lease Agreement must be submitted:
 - ✓ If a valid Lease Agreement does not exist, an affidavit from the owner of the property must be submitted.
 - ✓ The owner of the property must confirm the following:
 - ✓ That the tenderer/supplier is conducting business from the said address as indicated in the bid documents.
 - ✓ What are the conditions/agreement for conducting business from premises.
 - ✓ For example: Declares that no written lease agreement exists, a verbal lease agreement exist, sole supplier does not have any obligation to contribute to any payment of municipal accounts; Sole supplier not liable for any rent payments, etc.
 - ✓ The ID numbers of both the owner of property, the Director (Authorised to represent the entity or sign documents on behalf of entity) and/or the supplier company registration number must reflect on the affidavit.
 - ✓ If the property is in the name of a Trust, an affidavit must be obtained from the Trustee(s).

- ✓ NB: A Detailed affidavit must be submitted. Not the affidavit that only indicates the following "I don't own any buildings and therefore does not have any municipal accounts".

- d) Sub-Leasing vs Apartments (block of buildings) owned by one (1) person / director which also operates more than 1 business from the same premises:
 - i) If any Sub Leasing exist, a valid Sub Lease agreement must be submitted.
 - ii) In instances where a director owns an apartment (block of buildings) and runs more than one business from it, this block is registered in the name of a trust or one (1) of the business's he owns. When a tenderer submits a bid, is not the one (1) owning the business, the same information as per 2.24.2.2 above must be submitted.

Note: The residential or business address of the tenderer or sole propriety is tested, therefore the postal address on the municipal account cannot be used to claim points for locality. Please ensure that the residential address on the municipal account agrees to the address as recorded in the compulsory documents to be completed and / attachments and / CSD / CIPC, if necessary.

A SCORE OF 0 (ZERO) WILL BE ALLOCATED IF COMPULSORY DOCUMENTS ARE NOT DULY COMPLETED AND SIGNED AND / IF INSUFFICIENT PROOF SUBMITTED AT THE CLOSING TIME AND DATE.

2.17 Contract

The successful bidder will be expected to sign the agreement of this bid document within 7 (seven) days of the date of notification by the Saldanha Bay Municipality that his/her bid has been accepted. **The signing of the relevant sections of this bid document signifies the conclusion of the contract. The Municipality, at its discretion, may request the signing of an additional Service Level Agreement which, together with the signed tender document, will constitute the full agreement between the Municipality and the successful bidder.**

2.18 Language of Contract

The contract documents will be compiled in English and the English versions of all referred documents will be taken as applicable.

2.19 Wrong Information Furnished

Where a contract has been awarded on the strength of the information furnished by the bidder which, after the conclusion of the relevant agreement, is proved to have been incorrect, the Municipality may, in addition to any other legal remedy it may have, recover from the contractor all costs, losses or damages incurred or sustained by the Municipality as a result of the award of the contract.

2.20 Enquiries

Enquiries in connection with this tender, prior to the tender closure date, regarding the Supply Chain Management related aspects, may be addressed to Rosaire Farmer, Tel: 022 701 6945 or email rosaire.farmer@sbm.gov.za. Enquiries regarding the specifications may be addressed to Andre Mostert, Tel: 022 701 7054 or email at andre.mostert@sbm.gov.za.

2.21 Submission of Invoices:

Where the value of an intended contract will exceed R 2 300 000.00 (R2.3 million) it is the bidder's responsibility to be registered with the South African Revenue Services for VAT purposes in order to be able to issue tax invoices.

The successful bidder(s) to ensure compliance with Section 20(4) of the Value Added Tax (VAT) Act, 89 of 1991.

In terms of Section 20(4) of the Act, the TAX INVOICE(S) received from registered Vat vendors **MUST** bear the following information:

- The words "TAX INVOICE" in a prominent place;
- Name, address and VAT registration number of the supplier;
- The name and address: Saldanha Bay Municipality, Private Bag X12, Vredenburg, 7380;
- The Saldanha Bay Municipality VAT registration number: 41001113150;
- Unique VAT invoice number and date of issue;
- Accurate description of goods and/or services;
- Quantity or volume of goods or services supplied; and
- Price and VAT amount and percentage (%).

Failure to comply with abovementioned will result in payments not been made timeously.

Also take note that Saldanha Bay Municipality will not be liable for any late payments as a result of invalid Tax Invoice submitted by suppliers.

Invoices are to be either mailed or physically delivered to:

Email: creditors@sbm.gov.za

Physical address: Creditors Department

1st Floor Beansa Building

21 Main Road

Vredenburg

7380

I hereby declare compliance with Section 20(4) of the Value Added Tax (VAT) Act, 89 of 1991 and that I am duly authorised to sign on behalf of the company

PRINT NAME

DATE

SIGNATURE

PART B: COMPULSORY RETURNABLE DOCUMENTS (SCM RELATED)

3. MBD 1: INVITATION TO TENDER

YOU ARE HEREBY INVITED TO BID FOR REQUIREMENTS OF SALDANHA BAY MUNICIPALITY			
SUPPLIER INFORMATION			
NAME OF BIDDER			
POSTAL ADDRESS OF BUSINESS			
STREET ADDRESS OF BUSINESS			
TELEPHONE NUMBER	CODE	NUMBER	
CELLPHONE NUMBER			
FACSIMILE NUMBER	CODE	NUMBER	
E-MAIL ADDRESS			
VAT REGISTRATION NUMBER			
TAX COMPLIANCE STATUS	TCS PIN	OR	CSD No
B-BBEE STATUS LEVEL VERIFICATION CERTIFICATE OR SWORN AFFIDAVIT	Yes No	CONTRIBUTOR FACTOR (1 – 10)	
[TICK APPLICABLE BOX]			
DOCUMENTS REQUIRED AS PRESCRIBED TO CLAIM PREFERENCE POINTS. IF DOCUMENTS ARE NOT PROVIDED AS REQUESTED 0 POINTS WILL BE ALLOCATED.			
ORIGINAL OR ORIGINAL CERTIFIED B-BBEE STATUS LEVEL VERIFICATION CERTIFICATE ISSUED BY A SANAS ACCREDITED AGENCY OR EME OR QSE SWORN AFFIDAVIT OR A CERTIFIED COPY THEREOF			
MUNICIPAL ACCOUNT OR LEASE AGREEMENT IN THE NAME OF THE BUSINESS OR AN AFFIDAVIT FROM THE OWNER OF THE PROPERTY WHERE OF BUSINESS			
ARE YOU THE ACCREDITED REPRESENTATIVE IN SOUTH AFRICA FOR THE GOODS / SERVICES / WORKS OFFERED?	YES OR NO (Provide proof)	ARE YOU A FOREIGN BASED SUPPLIERS FOR THE GOODS / SERVICES / WORKS OFFERED?	YES OR NO (If yes, answer 3)
CRS no	TOTAL BID PRICE (Brought forward)		R
SIGNATURE OF BIDDER		DATE	
CAPACITY UNDER WHICH THIS BID IS SIGNED			
BIDDING PROCEDURE ENQUIRIES MAY BE DIRECTED TO:		TECHNICAL INFORMATION MAY BE DIRECTED TO:	
DEPARTMENT	Supply Chain Management	DEPARTMENT	Electrotechnical
CONTACT PERSON	Rosaire Farmer	CONTACT PERSON	Cassie Du Preez
TELEPHONE NUMBER	022 701 6945	TELEPHONE NUMBER	022 701 7123
E-MAIL ADDRESS	rosaire.farmer@sbm.gov.za	E-MAIL ADDRESS	Cassie.dupreez@sbm.gov.za

TENDER SBM 31/25/26

1. BID SUBMISSION:	
1.1. BIDS MUST BE DELIVERED BY THE STIPULATED TIME TO THE CORRECT ADDRESS. LATE BIDS WILL NOT BE ACCEPTED FOR CONSIDERATION.	
1.2. ALL BIDS MUST BE SUBMITTED ON THE OFFICIAL FORMS PROVIDED (NOT TO BE RE-TYPED) OR ONLINE	
1.3. THIS BID IS SUBJECT TO THE 80/20 PREFERENCE POINT SYSTEM AS CONTAINED IN THE PREFERENTIAL PROCUREMENT POLICY, R8/5-25, OF 29 MAY 2025, WILL BE USED IN THE ADJUDICATION OF THIS TENDER.	
2. TAX COMPLIANCE REQUIREMENTS	
2.1 BIDDERS MUST ENSURE COMPLIANCE WITH THEIR TAX OBLIGATIONS.	
2.2 BIDDERS ARE REQUIRED TO SUBMIT THEIR UNIQUE PERSONAL IDENTIFICATION NUMBER (PIN) ISSUED BY SARS TO ENABLE THE ORGAN OF STATE TO VIEW THE TAXPAYER'S PROFILE AND TAX STATUS.	
2.3 APPLICATION FOR THE TAX COMPLIANCE STATUS (TCS) CERTIFICATE OR PIN MAY ALSO BE MADE VIA E-FILING. IN ORDER TO USE THIS PROVISION, TAXPAYERS WILL NEED TO REGISTER WITH SARS AS E-FILERS THROUGH THE WEBSITE WWW.SARS.GOV.ZA.	
2.4 FOREIGN SUPPLIERS MUST COMPLETE THE PRE-AWARD QUESTIONNAIRE IN PART B:3.	
2.5 BIDDERS MAY ALSO SUBMIT A PRINTED TCS CERTIFICATE TOGETHER WITH THE BID.	
2.6 IN BIDS WHERE CONSORTIA / JOINT VENTURES / SUB-CONTRACTORS ARE INVOLVED, EACH PARTY MUST SUBMIT A SEPARATE TCS CERTIFICATE / PIN / CSD NUMBER.	
2.7 WHERE NO TCS IS AVAILABLE BUT THE BIDDER IS REGISTERED ON THE CENTRAL SUPPLIER DATABASE (CSD), A CSD NUMBER MUST BE PROVIDED.	
<input type="checkbox"/>	<input type="checkbox"/>
3. QUESTIONNAIRE TO BIDDING FOREIGN SUPPLIERS	
3.1. IS THE ENTITY A RESIDENT OF THE REPUBLIC OF SOUTH AFRICA (RSA)?	YES/NO
3.2. DOES THE ENTITY HAVE A BRANCH IN THE RSA?	YES/NO
3.3. DOES THE ENTITY HAVE A PERMANENT ESTABLISHMENT IN THE RSA?	YES/NO
3.4. DOES THE ENTITY HAVE ANY SOURCE OF INCOME IN THE RSA?	YES/NO
3.5. IS THE ENTITY LIABLE IN THE RSA FOR ANY FORM OF TAXATION?	YES/NO
IF THE ANSWER IS "NO" TO ALL OF THE ABOVE, THEN IT IS NOT A REQUIREMENT TO REGISTER FOR A TAX COMPLIANCE STATUS SYSTEM PIN CODE FROM THE SOUTH AFRICAN REVENUE SERVICE (SARS) AND IF NOT REGISTER AS PER 2.3 ABOVE.	

NB: FAILURE TO PROVIDE ANY OF THE ABOVE PARTICULARS MAY RENDER THE BID INVALID. NO BIDS WILL BE CONSIDERED FROM PERSONS IN THE SERVICE OF THE STATE.

THE MUNICIPALITY RESERVES THE RIGHT TO ACCEPT ALL, SOME, OR NONE OF THE BIDS SUBMITTED EITHER WHOLLY OR IN PART — AND IT IS NOT OBLIGATED TO ACCEPT THE LOWEST BID.

SIGNATURE OF BIDDER:

CAPACITY UNDER WHICH THIS BID IS SIGNED:

DATE:

4. MBD 4: DECLARATION OF INTEREST

DECLARATION OF INTEREST	
1.	No bid will be accepted from persons in the service of the state*.
2.	Any person, having a kinship with persons in the service of the state, including a blood relationship, may make an offer or offers in terms of this invitation to bid. In view of possible allegations of favouritism, should the resulting bid, or part thereof, be awarded to persons connected with or related to persons in the service of the state, it is required that the bidder or their authorised representative declare their position in relation to the evaluating/adjudicating authority.
3.	In order to give effect to the above, the following questionnaire must be completed and submitted with the bid.
3.1.	Full Name of bidder or his / her representative:
3.2.	Identity number:
3.3.	Position occupied in the Company (director, trustee, shareholder ²)
3.4.	Company Registration Number:
3.5.	Tax Reference Number:
3.6.	VAT Registration Number:
3.7.	The names of all directors / trustees / shareholders / members, their individual identity numbers and state employee numbers (where applicable) must be indicated in paragraph 4 below.
3.8.	Are you presently in the service of the state* YES / NO
3.8.1.	If yes, furnish particulars.
3.9.	Have you been in the service of the state for the past twelve months? YES / NO
3.9.1.	If so, furnish particulars.
3.10.	Do you, have any relationship (family, friend, other) with persons in the service of the state and who may be involved with the evaluation and or adjudication of this bid? YES / NO

TENDER SBM 31/25/26

3.10.1.	If so, state particulars.			
3.11.	Are you aware of any relationship (family, friend, other) between the bidder and any person in the service of the state who may be involved with the evaluation and or adjudication of this bid?	YES / NO		
3.11.1.	If so, state particulars.			
3.12.	Are any of the company's directors, managers, principal shareholders or stakeholders in service of the state?	YES / NO		
3.12.1.	If so, state particulars.			
3.13.	Is any spouse, child or parent of the company's directors, trustees, managers, principle shareholders or stakeholders in service of the state?	YES / NO		
3.13.1.	If so, furnish particulars.			
3.14.	Do you or any of the directors, trustees, managers, principle shareholders, or stakeholders of this company have any interest in any other related companies or business whether or not they are bidding for this contract?	YES / NO		
3.14.1.	If so, furnish particulars.			
4.	Full details of directors / trustees / members / shareholders:			
COMPLETION OF THE FOLLOWING INFORMATION IS <u>COMPULSORY</u>:				
Full Name		Identity Number	Individual Tax Number for each Director	State Employee Number

TENDER SBM 31/25/26

CERTIFICATION

I CERTIFY THAT THE INFORMATION FURNISHED ON THIS DECLARATION FORM IS CORRECT. I ACCEPT THAT THE STATE MAY ACT AGAINST ME SHOULD THIS DECLARATION PROVE TO BE FALSE.

NAME OF ENTERPRISE			
CAPACITY		DATE	
NAME (PRINT)		SIGNATURE	

¹MSCM Regulations: "in the service of the state" means to be -

- | | |
|----|---|
| a) | a member of –
(i) any municipal council;
(ii) any provincial legislature; or
(iii) the National Assembly or the National Council of Provinces; |
| b) | a member of the board of directors of any municipal entity; |
| c) | an official or any Municipality or municipal entity; |
| d) | an employee of any national or provincial department, national or provincial public entity or constitutional institution within the meaning of the Public Finance Management Act, 1999 (Act No. 1 of 1999); |
| e) | a member of the accounting authority of any national or provincial entity; or |
| f) | an employee of Parliament or a provincial legislature. |

²"Shareholder" means a person who owns shares in the company and is actively involved in the management of the company or business and exercise control over the company.

5. MBD 5: DECLARATION FOR PROCUREMENT ABOVE R10 MILLION

For all procurement expected to exceed R10 million (VAT included), bidders must complete the following questionnaire:			
1.	Are you by law required to prepare annual financial statements for auditing?		YES / NO
1.1	If yes, submit audited annual financial statements for the past three years or since the date of establishment if established during the past three years.		
1.2	If no, submit management accounts for the business.		
2.	Do you have any outstanding undisputed commitments for municipal services towards a municipality or any other service provider in respect of which payment is overdue for more than 30 days?		YES / NO
2.1	If no, this serves to certify that the bidder has no undisputed commitments for municipal services towards a municipality or other service provider in respect of which payment is overdue for more than 30 days.		
2.2	If yes, provide particulars.		
3.	Has any contract been awarded to you by an organ of state during the past five years, including particulars of any material non-compliance or dispute concerning the execution of such contract?		YES / NO
3.1	If yes, furnish particulars		
4.	Will any portion of goods or services be sourced from outside the Republic, and, if so, what portion and whether any portion of payment from the municipality / municipal entity is expected to be transferred out of the Republic?		YES / NO
4.1	If yes, furnish particulars		
CERTIFICATION			
<p>I, THE UNDERSIGNED (NAME),</p> <p>_____</p> <p>i) CERTIFY THAT THE INFORMATION FURNISHED ON THIS DECLARATION FORM IS CORRECT.</p> <p>ii) I ACCEPT THAT THE STATE MAY ACT AGAINST ME SHOULD THIS DECLARATION PROVE TO BE FALSE.</p>			
SIGNATURE		DATE	
POSITION		NAME OF BIDDER	

6. MBD 6.1 (PREFERENCE POINTS CLAIM FORM)

PREFERENCE POINTS CLAIM FORM IN TERMS OF THE PREFERENTIAL PROCUREMENT REGULATIONS 2022 AND PREFERENTIAL PROCUREMENT POLICY OF COUNCIL: 80/20 PREFERENCE POINT SYSTEM

This preference form must form part of all bids invited. It contains general information and serves as a claim form for preference points for specific goals.

NB: BEFORE COMPLETING THIS FORM, BIDDERS MUST STUDY THE GENERAL CONDITIONS, DEFINITIONS AND DIRECTIVES APPLICABLE IN RESPECT OF THE BID, PREFERENTIAL PROCUREMENT REGULATIONS, 2022 AND PREFERENTIAL PROCUREMENT POLICY OF COUNCIL.

1. GENERAL CONDITIONS

1.1 The following preference point system is applicable to invitations to bid:

- the 80/20 system for requirements with a Rand value of up to R50 000 000 (all applicable taxes included).

1.2 Points for this bid (even in the case of a bid for income-generating contracts) shall be awarded for:

- a) Price; and
- b) Specific Goals (B-BBEE status level contribution and Locality).

1.3 The maximum points for this bid are allocated as follows:

	POINTS
PRICE	80
SPECIFIC GOALS	20 (10 B-BBEE and 10 Locality)
TOTAL POINTS FOR PRICE AND SPECIFIC GOALS	100

1.4 Failure on the part of a bidder to submit proof or documentation required in terms of this bid to claim points for specific goals with the bid, will be interpreted to mean that preference points for specific goals are not claimed.

1.4.1 B-BBEE

Failure on the part of a bidder to submit a B-BBEE Verification Certificate from a Verification Agency accredited by the South African National Accreditation System (SANAS), or a sworn affidavit confirming annual turnover and level of black ownership in case of an EME and QSE together with the bid, will be interpreted to mean that preference points for B-BBEE status level of contribution are not claimed.

1.4.2 Locality

1.4.2.1. Where the tenderer is the owner of the property

The municipal account must be registered in the trading name of owner of the property, for example:

- Partnership (Lead company according to agreement).
- Joint Venture (Lead company according to agreements and where daily operations are done).
- Close Corporation (name of the CC).
- Public Company "Limited or Ltd" (name of the company).
- Private company / Proprietary company / (Pty) Ltd (name of the company).
- Non-Profit Company "NPC" (name of the company).

- State Owned Company "SOC" (name of the SOC).
- In the case of a One-person business / sole proprietor the account must either be in the trading name or in the owner's name.
- In the case of a Private Company (Pty) Ltd. (small businesses') which trades from the residential address of the Director, the municipal account can be in the name of the Director if he/she is the owner of the residential property. This is applicable in cases where the company has only 1 Director. If more than 1 Director, the other directors must also reside at the same address and such proof must be submitted in the form of an Affidavit.

1.4.2.2. Where the tenderer is not the owner of the property

Sole propriety (residential):

- If the municipal account is not registered in the name of the Sole Propriety, a valid Lease Agreement to be submitted.

OR

- If no valid Lease Agreement exist, an affidavit from the owner of the property must be submitted.
- The owner of the property must confirm the following:
 - That the sole propriety is conducting business from the said address as indicated in the bid documents.
 - What are the conditions/agreement for conducting business from premises.
 - For example: declares that no written lease agreement exists, a verbal lease agreement exist, sole supplier does not have any obligation to contribute to any payment of municipal accounts; sole propriety not liable for any rent payments, etc.
 - The ID numbers of both the owner of property and the sole propriety must reflect on the affidavit.
 - NB: A Detailed affidavit must be submitted. Not the affidavit that only indicates the following "I don't own any buildings and therefore does not have any municipal accounts"

Note: Affidavits valid for a period of 3 months

Close Corporation, Public Company, Personal Liability Company, (Pty) Limited, Non-Profit Company, State Owned Companies - A valid Lease Agreement must be submitted:

- If a valid Lease Agreement does not exist, an affidavit from the owner of the property must be submitted.
- The owner of the property must confirm the following:
 - That the tenderer/supplier is conducting business from the said address as indicated in the bid documents.
 - What are the conditions/agreement for conducting business from premises.
 - For example: declares that no written lease agreement exists, a verbal lease agreement exist, sole supplier does not have any obligation to contribute to any payment of municipal accounts; Sole supplier not liable for any rent payments, etc.
 - The ID numbers of both the owner of property, the Director (Authorised to represent the entity or sign documents on behalf of entity) and/or the supplier company registration number must reflect on the affidavit.
 - If the property is in the name of a Trust, an affidavit must be obtained from the Trustee(s).
 - NB: A Detailed affidavit must be submitted. Not the affidavit that only indicates the following "I don't

own any buildings and therefore does not have any municipal accounts”

1.4.2.3. Sub-Leasing vs Apartments (block of buildings) owned by one (1) person / director which also operates more than 1 business from the same premises

- If any Sub Leasing exist, a valid Sub Lease agreement must be submitted.
- In instances where a director owns an apartment (block of buildings) and runs more than one business from it, this block is registered in the name of a trust or one (1) of the business’s he owns. When a tenderer submits a bid, is not the one (1) owning the business, the same information as per 9.2.2 above must be submitted.

Note: The residential or business address of the tenderer or sole propriety is tested, therefore the postal address on the municipal account cannot be used to claim points for locality. Please ensure that the residential address on the municipal account agrees to the address as recorded in the compulsory documents to be completed and / attachments and / CSD, CIPC, if necessary.

A SCORE OF 0 (ZERO) WILL BE ALLOCATED IF COMPULSORY DOCUMENTS NOT DULY COMPLETED AND SIGNED AND / IF INSUFFICIENT PROOF SUBMITTED AT THE CLOSING TIME AND DATE.

1.5 The municipality reserves the right to require of a bidder, either before a bid is adjudicated or at any time subsequently, to substantiate any claim in regard to preferences, in any manner required by the municipality.

2. DEFINITIONS

- (a) **“all applicable taxes”** includes value-added tax, pay as you earn, income tax, unemployment insurance fund contributions and skills development levies;
- (b) **“B-BBEE”** means broad-based black economic empowerment as defined in section 1 of the Broad-Based Black Economic Empowerment Act;
- (c) **“B-BBEE status level of contributor”** means the B-BBEE status received by a measured entity based on its overall performance using the relevant scorecard contained in the Codes of Good Practice on Black Economic Empowerment, issued in terms of section 9(1) of the Broad-Based Black Economic Empowerment Act;
- (d) **“bid”** means a written offer in the form determined by an organ of state in response to an invitation to provide goods or services through price quotations, competitive bidding process or any other method envisaged in legislation;
- (e) **“price”** means an amount of money tendered for goods or services, and includes all applicable taxes less all unconditional discounts;
- (f) **“rand value”** means the total estimated value of a contract in Rand, calculated at the time of bid invitation, and includes all applicable taxes;
- (g) **“bid for income-generating contracts”** means a written offer in the form determined by an organ of state in response to an invitation for the origination of income-generating contracts through any method envisaged in legislation that will result in a legal agreement between the organ of state and a third party that produces revenue for the organ of state, and includes, but is not limited to, leasing and disposal of assets and concession contracts, excluding direct sales and disposal of assets through public auctions; and
- (h) **“the Act”** means the Preferential Procurement Policy Framework Act, 2000 (Act No. 5 of 2000).

3. FORMULAE FOR PROCUREMENT OF GOODS AND SERVICES

3.1 POINTS AWARDED FOR PRICE THE 80/20 PREFERENCE POINT SYSTEMS

A maximum of 80 points is allocated for price on the following basis:

80/20 $Ps = 80 \left(1 - \frac{Pt - P_{min}}{P_{min}} \right)$

Where

Ps = Points scored for price of bid under consideration

Pt = Price of bid under consideration

Pmin = Price of lowest acceptable bid

4. FORMULAE FOR DISPOSAL OR LEASING OF STATE ASSETS AND INCOME GENERATING PROCUREMENT

4.1 POINTS AWARDED FOR PRICE THE 80/20 PREFERENCE POINT SYSTEMS

A maximum of 80 points is allocated for price on the following basis:

80/20 $Ps = 80 \left(1 + \frac{Pt - P_{max}}{P_{max}} \right)$

Where

Ps = Points scored for price of bid under consideration

Pt = Price of bid under consideration

Pmax = Price of highest acceptable bid

5. POINTS AWARDED FOR SPECIFIC GOALS

In terms of the Preferential Procurement policy of Council section 6(2) and 8(2), preference points must be awarded for specific goals stated in the bid. For the purposes of this bid the bidder will be allocated points based on the goals stated in table 1 and 2 below as may be supported by proof/ documentation stated in the conditions of this bid:

5.1 B-BBEE

B-BBEE Status Level of Contributor	Number of Points for Preference (80/20)
1	10
2	9
3	7
4	6
5	4
6	3
7	2
8	1
Non-compliant contributor	0

5.2 LOCALITY

Locality of supplier	Number of Points for Preference (80/20)
Within the boundaries of Saldanha Bay Municipality	10
Within the boundaries of the West Coast District	5
Within the boundaries of the Western Cape	2
Outside the boundaries of the Western Cape or failure to provide proof	0

6. DECLARATION

Bidders who claim points in respect of B-BBEE and Locality must complete the following:

6.1 B-BBEE STATUS LEVEL OF CONTRIBUTION CLAIMED IN TERMS OF PARAGRAPHS 1.4 AND 5.1

B-BBEE Status Level of Contribution: _____ (maximum of 10 points)

6.2 LOCALITY CLAIMED IN TERMS OF PARAGRAPH 1.4 AND 5.2

LOCALITY: _____ (maximum of 10 points)

7. DECLARATION WITH REGARD TO COMPANY / FIRM

7.1 Name of company / firm: _____

7.2 Company registration number: _____

7.3 VAT registration number: _____

7.4 Type of company / firm:

- Partnership / Joint Venture / Consortium
- One-person business / sole propriety
- Close Corporation
- Public Company
- Personal Liability Company
- (Pty) Limited
- Non-Profit Company
- State Owned Company

[TICK APPLICABLE BOX]

7.5 MUNICIPAL INFORMATION

Municipality where business is situated: _____

Street address of business:

Registered municipal account number: _____

NOTE: MUNICIPAL INFORMATION PROVIDED MUST BE ALIGNED TO PARAGRAPH 1.4 AND 5.2

7.6 I, the undersigned, who is duly authorised to do so on behalf of the company/firm, certify that the points claimed, based on the specific goals as advised in the bid, qualifies the company/ firm for the preference(s) shown and I acknowledge that:

- i) The information furnished is true and correct;
- ii) The preference points claimed are in accordance with the General Conditions as indicated in paragraph 1 of this form;
- iii) In the event of a contract being awarded as a result of points claimed as shown in paragraphs 1.4 and 5, the contractor may be required to furnish documentary proof to the satisfaction of the organ of state that the claims are correct;
- iv) If the specific goals have been claimed or obtained on a fraudulent basis or any of the conditions of contract have not been fulfilled, the organ of state may, in addition to any other remedy it may have –
 - (a) disqualify the person from the bidding process;
 - (b) recover costs, losses or damages it has incurred or suffered as a result of that person's conduct;
 - (c) cancel the contract and claim any damages which it has suffered as a result of having to make less favourable arrangements due to such cancellation;
 - (d) recommend that the bidder or contractor, its shareholders and directors, or only the shareholders and directors who acted on a fraudulent basis, be restricted from obtaining business from any organ of state for a period not exceeding 10 years, after the *audi alteram partem* (hear the other side) rule has been applied; and
 - (e) forward the matter for criminal prosecution, if deemed necessary.

.....

SIGNATURE(S) OF BIDDER(S)

SURNAME AND NAME:

DATE:

ADDRESS:
.....
.....

7. MBD 8: BIDDER'S PAST PRACTICES

DECLARATION OF BIDDER'S PAST SUPPLY CHAIN MANAGEMENT PRACTICES			
1	This Municipal Bidding Document must form part of all bids invited.		
2	It serves as a declaration to be used by municipalities and municipal entities in ensuring that when goods and services are being procured, all reasonable steps are taken to combat the abuse of the supply chain management system.		
3	The bid of any bidder may be rejected if that bidder, or any of its directors have: <ul style="list-style-type: none"> a) abused the municipality's / municipal entity's supply chain management system or committed any improper conduct in relation to such system; b) been convicted for fraud or corruption during the past five years; c) willfully neglected, reneged on or failed to comply with any government, municipal or other public sector contract during the past five years; or d) been listed in the Register for Tender Defaulters in terms of section 29 of the Prevention and Combating of Corrupt Activities Act (No 12 of 2004). 		
4	In order to give effect to the above, the following questionnaire must be completed and submitted with the bid.		
Item	Question	Yes	No
4.1	Is the bidder or any of its directors listed on the National Treasury's database as a company or person prohibited from doing business with the public sector? (Companies or persons who are listed on this database were informed in writing of this restriction by the National Treasury after the <i>audi alteram partem</i> rule was applied).	Yes <input type="checkbox"/>	No <input type="checkbox"/>
4.1.1	If so, furnish particulars:		
4.2	Is the bidder or any of its directors listed on the Register for Tender Defaulters in terms of section 29 of the Prevention and Combating of Corrupt Activities Act (No 12 of 2004)? (To access this Register enter the National Treasury's website, www.treasury.gov.za, click on the icon "Register for Tender Defaulters" or submit your written request for a hard copy of the Register to facsimile number (012) 3265445).	Yes <input type="checkbox"/>	No <input type="checkbox"/>

TENDER SBM 31/25/26

4.2.1	If so, furnish particulars:		
4.3	Was the bidder or any of its directors convicted by a court of law (including a court of law outside the Republic of South Africa) for fraud or corruption during the past five years?	Yes <input type="checkbox"/>	No <input type="checkbox"/>
4.3.1	If so, furnish particulars:		
4.4	Does the bidder or any of its directors owe any municipal rates and taxes or municipal charges to the municipality / municipal entity, or to any other municipality / municipal entity, that is in arrears for more than three months?	Yes <input type="checkbox"/>	No <input type="checkbox"/>
4.4.1	If so, furnish particulars:		
4.5	Was any contract between the bidder and the municipality / municipal entity or any other organ of state terminated during the past five years on account of failure to perform on or comply with the contract?	Yes <input type="checkbox"/>	No <input type="checkbox"/>
4.5.1	If so, furnish particulars:		

CERTIFICATION

I, THE UNDERSIGNED (FULL NAME) CERTIFY THAT THE INFORMATION FURNISHED ON THIS DECLARATION FORM TRUE AND CORRECT.

I ACCEPT THAT, IN ADDITION TO CANCELLATION OF A CONTRACT, ACTION MAY BE TAKEN AGAINST ME SHOULD THIS DECLARATION PROVE TO BE FALSE.

Signature

Date

Position

Name of Tenderer

DECLARATION OF MUNICIPAL ACCOUNTS OF COMPANY AND DIRECTORS

Does the bidder or any of its directors owe any municipal rates and taxes or municipal charges to the municipality / municipal entity, or to any other municipality / municipal entity, that is in arrears for more than three months?

Yes

No

The Tenderer must affix proof of Municipal Accounts or valid lease agreements of the company as well as Directors and also complete the addresses of Directors below. If the Bidder has more than 11 Directors, a schedule with addresses must also be attached to the tender document.

Company Address:

Director 1 Address:

Mr. / Mrs _____

Director 2 Address:

Mr. / Mrs _____

Director 3 Address:

Mr. / Mrs _____

Director 4 Address:

Mr. / Mrs _____

Director 5 Address:

Mr. / Mrs _____

Director 6 Address:

Mr. / Mrs _____

Director 7 Address:

Mr. / Mrs _____

Director 8 Address:

Mr. / Mrs _____

Director 9 Address:

Mr. / Mrs _____

Director 10 Address:

Mr. / Mrs _____

Director 11 Address:

Mr. / Mrs _____

Attach page if space insufficient.

8. MBD 9: CERTIFICATE OF INDEPENDENT BID DETERMINATION

CERTIFICATE OF INDEPENDENT BID DETERMINATION

1. This Municipal Bidding Document (MBD) must form part of all bids¹ invited.
2. Section 4 (1) (b) (iii) of the Competition Act No. 89 of 1998, as amended, prohibits an agreement between, or concerted practice by, firms, or a decision by an association of firms, if it is between parties in a horizontal relationship and if it involves collusive bidding (or bid rigging).² Collusive bidding is a *pe se* prohibition meaning that it cannot be justified under any grounds.
3. Municipal Supply Regulation 38 (1) prescribes that a supply chain management policy must provide measures for the combating of abuse of the supply chain management system, and must enable the accounting officer, among others, to:
 - a) take all reasonable steps to prevent such abuse;
 - b) reject the bid of any bidder if that bidder or any of its directors has abused the supply chain management system of the municipality or municipal entity or has committed any improper conduct in relation to such system; and
 - c) cancel a contract awarded to a person if the person committed any corrupt or fraudulent act during the bidding process or the execution of the contract.
4. This MBD serves as a certificate of declaration that would be used by institutions to ensure that, when bids are considered, reasonable steps are taken to prevent any form of bid-rigging.
5. In order to give effect to the above, the attached Certificate of Bid Determination (MBD 9) must be completed and submitted with the bid:

I, the undersigned, in submitting the accompanying bid:

(Bid Number and Description)

in response to the invitation for the bid made by:

(Name of Municipality / Municipal Entity)

do hereby make the following statements that I certify to be true and complete in every respect:

I certify, on behalf

of: _____ that:

(Name of Bidder)

1. I have read and I understand the contents of this Certificate;
2. I understand that the accompanying bid will be disqualified if this Certificate is found not to be true and complete in every respect;
3. I am authorized by the bidder to sign this Certificate, and to submit the accompanying bid, on behalf of the bidder;
4. Each person whose signature appears on the accompanying bid has been authorized by the bidder to determine the terms of, and to sign, the bid, on behalf of the bidder;
5. For the purposes of this Certificate and the accompanying bid, I understand that the word "competitor" shall include any individual or organization, other than the bidder, whether or not affiliated with the bidder, who:
 - a) has been requested to submit a bid in response to this bid invitation;
 - b) could potentially submit a bid in response to this bid invitation, based on their qualifications, abilities or experience; and
 - c) provides the same goods and services as the bidder and/or is in the same line of business as the bidder
6. The bidder has arrived at the accompanying bid independently from, and without consultation, communication, agreement or arrangement with any competitor. However communication between partners in a joint venture or consortium³ will not be construed as collusive bidding.
7. In particular, without limiting the generality of paragraphs 6 above, there has been no consultation, communication, agreement or arrangement with any competitor regarding:
 - a) prices;
 - b) geographical area where product or service will be rendered (market allocation)
 - c) methods, factors or formulas used to calculate prices;
 - d) the intention or decision to submit or not to submit, a bid;
 - e) the submission of a bid which does not meet the specifications and conditions of the bid; or
 - f) bidding with the intention not to win the bid.
8. In addition, there have been no consultations, communications, agreements or arrangements with any competitor regarding the quality, quantity, specifications and conditions or delivery particulars of the products or services to which this bid invitation relates.
9. The terms of the accompanying bid have not been, and will not be, disclosed by the bidder, directly or indirectly, to any competitor, prior to the date and time of the official bid opening or of the awarding of the contract.
10. In addition, there have been no consultations, communications, agreements or arrangements with any competitor regarding the quality, quantity, specifications and conditions or delivery particulars of the products or services to which this bid invitation relates.

11. The terms of the accompanying bid have not been, and will not be, disclosed by the bidder, directly or indirectly, to any competitor, prior to the date and time of the official bid opening or of the awarding of the contract.
12. I am aware that, in addition and without prejudice to any other remedy provided to combat any restrictive practices related to bids and contracts, bids that are suspicious will be reported to the Competition Commission for investigation and possible imposition of administrative penalties in terms of section 59 of the Competition Act No 89 of 1998 and or may be reported to the National Prosecuting Authority (NPA) for criminal investigation and or may be restricted from conducting business with the public sector for a period not exceeding ten (10) years in terms of the Prevention and Combating of Corrupt Activities Act No 12 of 2004 or any other applicable legislation.

¹ Includes price quotations, advertised competitive bids, limited bids and proposals.

² Bid rigging (or collusive bidding) occurs when businesses, that would otherwise be expected to compete, secretly conspire to raise prices or lower the quality of goods and / or services for purchasers who wish to acquire goods and / or services through a bidding process. Bid rigging is, therefore, an agreement between competitors not to compete.

³ Joint venture or Consortium means an association of persons for the purpose of combining their expertise, property, capital, efforts, skill and knowledge in an activity for the execution of a contract.

.....
Signature

.....
Date

.....
Position

.....
Name of Bidder

9. CENTRAL SUPPLIER DATABASE (CSD)

Paragraph 14(1)(a) of the Municipal Supply Chain Management Policy states that the municipality must keep a list of accredited prospective providers of goods and services that must be used for the procurement requirements. Saldanha Bay Municipality has decided to accept an invitation from Provincial Treasury to join the Western Cape Supplier Database (WCSD) with the view of using one centralized database. However, on 01 July the Municipality will make use of the Centralised Supplier Database. This decision was taken based on the advantages it holds for our suppliers as well as our organization's procurement processes. All prospective providers of municipal goods and/or services are hereby requested to register their business with the CSD.

The usage of the Centralised Supplier Database came into effect on 01 July 2016. REGISTRATION WILL BE COMPULSORY IN ORDER TO CONDUCT BUSINESS WITH SALDANHA BAY MUNICIPALITY. The database will be used to verify the accreditation of a supplier before an award can be made.

All prospective suppliers should be aware of the amended codes of good practice under section 9 (1) of the Broad-Based Black Economic Empowerment Act as issued by the Minister of Trade and Industry (Gazette No.36928) on 11 October 2013.

Enquiries can be made to Mr. V. van Wyk at 022 701 7168.

CSD registration number (if registered):

PART C: CONDITIONS OF CONTRACT

10. GENERAL CONDITIONS OF CONTRACT (GCC OF 2010)

1. Definitions

1. The following terms shall be interpreted as indicated:
 - 1.1 "Closing time" means the date and hour specified in the bidding documents for the receipt of bids.
 - 1.2 "Contract" means the written agreement entered into between the purchaser and the supplier, as recorded in the contract form signed by the parties, including all attachments and appendices thereto and all documents incorporated by reference therein.
 - 1.3 "Contract price" means the price payable to the supplier under the contract for the full and proper performance of his contractual obligations.
 - 1.4 "Corrupt practice" means the offering, giving, receiving, or soliciting of anything of value to influence the action of a public official in the procurement process or in contract execution.
 - 1.5 "Countervailing duties" are imposed in cases where an enterprise abroad is subsidized by its government and encouraged to market its products internationally.
 - 1.6 "Country of origin" means the place where the goods were mined, grown or produced or from which the services are supplied. Goods are produced when, through manufacturing, processing or substantial and major assembly of components, a commercially recognized new product results that is substantially different in basic characteristics or in purpose or utility from its components.
 - 1.7 "Day" means calendar day.
 - 1.8 "Delivery" means delivery in compliance of the conditions of the contract or order.
 - 1.9 "Delivery ex stock" means immediate delivery directly from stock actually on hand.
 - 1.10 "Delivery into consignees store or to his site" means delivered and unloaded in the specified store or depot or on the specified site in compliance with the conditions of the contract or order, the supplier bearing all risks and charges involved until the supplies are so delivered and a valid receipt is obtained.
 - 1.11 "Dumping" occurs when a private enterprise abroad market its goods on own initiative in the RSA at lower prices than that of the country of origin and which have the potential to harm the local industries in the RSA.
 - 1.12 " Force majeure" means an event beyond the control of the supplier and not involving the supplier's fault or negligence and not foreseeable. Such events may include, but

is not restricted to, acts of the purchaser in its sovereign capacity, wars or revolutions, fires, floods, epidemics, quarantine restrictions and freight embargoes.

- 1.13 "Fraudulent practice" means a misrepresentation of facts in order to influence a procurement process or the execution of a contract to the detriment of any bidder, and includes collusive practice among bidders (prior to or after bid submission) designed to establish bid prices at artificial non-competitive levels and to deprive the bidder of the benefits of free and open competition.
- 1.14 "GCC" means the General Conditions of Contract.
- 1.15 "Goods" means all of the equipment, machinery, and/or other materials that the supplier is required to supply to the purchaser under the contract.
- 1.16 "Imported content" means that portion of the bidding price represented by the cost of components, parts or materials which have been or are still to be imported (whether by the supplier or his subcontractors) and which costs are inclusive of the costs abroad, plus freight and other direct importation costs such as landing costs, dock dues, import duty, sales duty or other similar tax or duty at the South African place of entry as well as transportation and handling charges to the factory in the Republic where the supplies covered by the bid will be manufactured.
- 1.17 "Local content" means that portion of the bidding price which is not included in the imported content provided that local manufacture does take place.
- 1.18 "Manufacture" means the production of products in a factory using labour, materials, components and machinery and includes other related value-adding activities.
- 1.19 "Order" means an official written order issued for the supply of goods or works or the rendering of a service.
- 1.20 "Project site," where applicable, means the place indicated in bidding documents.
- 1.21 "Purchaser" means the organization purchasing the goods.
- 1.22 "Republic" means the Republic of South Africa.
- 1.23 "SCC" means the Special Conditions of Contract
- 1.24 "Services" means those functional services ancillary to the supply of the goods, such as transportation and any other incidental services, such as installation, commissioning, provision of technical assistance, training, catering, gardening, security, maintenance and other such obligations of the supplier covered under the contract.
- 1.25 "Written" or "in writing" means handwritten in ink or any form of electronic or mechanical writing.

2. Application

- 2.1 These general conditions are applicable to all bids, contracts and orders including bids for functional and professional services, sales, hiring, letting and the granting or acquiring of rights, but excluding immovable property, unless otherwise indicated in the bidding documents.
- 2.2 Where applicable, special conditions of contract are also laid down to cover specific supplies, services or works.
- 2.3 Where such special conditions of contract are in conflict with these general conditions, the special conditions shall apply.

3. General

- 3.1 Unless otherwise indicated in the bidding documents, the purchaser shall not be liable for any expense incurred in the preparation and submission of a bid. Where applicable a non-refundable fee for documents may be charged.
- 3.2 With certain exceptions, invitations to bid are only published in the Government Tender Bulletin. The Government Tender Bulletin may be obtained directly from the Government Printer, Private Bag X85, Pretoria 0001, or accessed electronically from www.treasury.gov.za

4. Standards

- 4.1 The goods supplied shall conform to the standards mentioned in the bidding documents and specifications.

5. Use of contract documents and information; inspection.

- 5.1 The supplier shall not, without the purchaser's prior written consent, disclose the contract, or any provision thereof, or any specification, plan, drawing, pattern, sample, or information furnished by or on behalf of the purchaser in connection therewith, to any person other than a person employed by the supplier in the performance of the contract. Disclosure to any such employed person shall be made in confidence and shall extend only so far as may be necessary for purposes of such performance.
- 5.2 The supplier shall not, without the purchaser's prior written consent, make use of any document or information mentioned in GCC clause 5.1 except for purposes of performing the contract.
- 5.3 Any document, other than the contract itself mentioned in GCC clause 5.1 shall remain the property of the purchaser and shall be returned (all copies) to the purchaser on completion of the supplier's performance under the contract if so required by the purchaser.

- 5.4 The supplier shall permit the purchaser to inspect the supplier's records relating to the performance of the supplier and to have them audited by auditors appointed by the purchaser, if so required by the purchaser.

6. Patent rights

- 6.1 The supplier shall indemnify the purchaser against all third-party claims of infringement of patent, trademark, or industrial design rights arising from use of the goods or any part thereof by the purchaser.

7. Performance security

- 7.1 Within thirty (30) days of receipt of the notification of contract award, the successful bidder shall furnish to the purchaser the performance security of the amount specified in SCC.
- 7.2 The proceeds of the performance security shall be payable to the purchaser as compensation for any loss resulting from the supplier's failure to complete his obligations under the contract.
- 7.3 The performance security shall be denominated in the currency of the contract or in a freely convertible currency acceptable to the purchaser and shall be in one of the following forms:
- (a) A bank guarantee or an irrevocable letter of credit issued by a reputable bank located in the purchaser's country or abroad, acceptable to the purchaser, in the form provided in the bidding documents or another form acceptable to the purchaser; or
 - (b) A cashier's or certified cheque.
- 7.4 The performance security will be discharged by the purchaser and returned to the supplier not later than thirty (30) days following the date of completion of the supplier's performance obligations under the contract, including any warranty obligations, unless otherwise specified in SCC.

8. Inspections, tests and analyses

- 8.1 All pre-bidding testing will be for the account of the bidder.
- 8.2 If it is a bid condition that supplies to be produced or services to be rendered should at any stage during production or execution or on completion be subject to inspection, the premises of the bidder or contractor shall be open, at all reasonable hours, for inspection by a representative of the Department or an organization acting on behalf of the Department.
- 8.3 If there are no inspection requirements indicated in the bidding documents and no mention is made in the contract, but during the contract period it is decided that inspections shall be carried out, the purchaser shall itself make

the necessary arrangements, including payment arrangements with the testing authority concerned.

- 8.4 If the inspections, tests and analyses referred to in clauses 8.2 and 8.3 show the supplies to be in accordance with the contract requirements, the cost of the inspections, tests and analyses shall be defrayed by the purchaser.
- 8.5 Where the supplies or services referred to in clauses 8.2 and 8.3 do not comply with the contract requirements, irrespective of whether such supplies or services are accepted or not, the cost in connection with these inspections, tests or analyses shall be defrayed by the supplier.
- 8.6 Supplies and services which are referred to in clauses 8.2 and 8.3 and which do not comply with the contract requirements may be rejected.
- 8.7 Any contract supplies may on or after delivery be inspected, tested or analyzed and may be rejected if found not to comply with the requirements of the contract. Such rejected supplies shall be held at the cost and risk of the supplier who shall, when called upon, remove them immediately at his own cost and forthwith substitute them with supplies which do comply with the requirements of the contract. Failing such removal the rejected supplies shall be returned at the suppliers cost and risk.
- Should the supplier fail to provide the substitute supplies forthwith, the purchaser may, without giving the supplier further opportunity to substitute the rejected supplies, purchase such supplies as may be necessary at the expense of the supplier.
- 8.8 The provisions of clauses 8.4 to 8.7 shall not prejudice the right of the purchaser to cancel the contract on account of a breach of the conditions thereof, or to act in terms of Clause 23 of GCC.

9. Packing

- 9.1 The supplier shall provide such packing of the goods as is required to prevent their damage or deterioration during transit to their final destination, as indicated in the contract. The packing shall be sufficient to withstand, without limitation, rough handling during transit and exposure to extreme temperatures, salt and precipitation during transit, and open storage. Packing, case size and weights shall take into consideration, where appropriate, the remoteness of the goods' final destination and the absence of heavy handling facilities at all points in transit.
- 9.2 The packing, marking, and documentation within and outside the packages shall comply strictly with such special requirements as shall be expressly provided for in the contract, including additional requirements, if any, specified in SCC, and in any subsequent instructions ordered by the purchaser.

10. Delivery and documents

- 10.1 Delivery of the goods shall be made by the supplier in accordance with the terms specified in the contract. The details of shipping and/or other documents to be furnished by the supplier are specified in SCC.
- 10.2 Documents to be submitted by the supplier are specified in SCC.

11. Insurance

- 11.1 The goods supplied under the contract shall be fully insured in a freely convertible currency against loss or damage incidental to manufacture or acquisition, transportation, storage and delivery in the manner specified in the SCC.

12. Transportation

- 12.1 Should a price other than an all-inclusive delivered price be required, this shall be specified in the SCC.

13. Incidental services

- 13.1 The supplier may be required to provide any or all of the following services, including additional services, if any, specified in SCC:
 - (a) Performance or supervision of on-site assembly and/or commissioning of the supplied goods;
 - (b) Furnishing of tools required for assembly and/or maintenance of the supplied goods;
 - (c) Furnishing of a detailed operations and maintenance manual for each appropriate unit of the supplied goods;
 - (d) performance or supervision or maintenance and/or repair of the supplied goods, for a period of time agreed by the parties, provided that this service shall not relieve the supplier of any warranty obligations under this contract; and
 - (e) Training of the purchaser's personnel, at the supplier's plant and/or on-site, in assembly, start-up, operation, maintenance, and/or repair of the supplied goods.
- 13.2 Prices charged by the supplier for incidental services, if not included in the contract price for the goods, shall be agreed upon in advance by the parties and shall not exceed the prevailing rates charged to other parties by the supplier for similar services.

14. Spare parts

14.1 As specified in SCC, the supplier may be required to provide any or all of the following materials, notifications, and information pertaining to spare parts manufactured or distributed by the supplier:

(a) such spare parts as the purchaser may elect to purchase from the supplier, provided that this election shall not relieve the supplier of any warranty obligations under the contract; and

(b) In the event of termination of production of the spare parts:

(i) Advance notification to the purchaser of the pending termination, in sufficient time to permit the purchaser to procure needed requirements; and

(ii) Following such termination, furnishing at no cost to the purchaser, the blueprints, drawings, and specifications of the spare parts, if requested.

15. Warranty

15.1 The supplier warrants that the goods supplied under the contract are new, unused, of the most recent or current models, and that they incorporate all recent improvements in design and materials unless provided otherwise in the contract.

The supplier further warrants that all goods supplied under this contract shall have no defect, arising from design, materials, or workmanship (except when the design and/or material is required by the purchaser's specifications) or from any act or omission of the supplier, that may develop under normal use of the supplied goods in the conditions prevailing in the country of final destination.

15.2 This warranty shall remain valid for twelve (12) months after the goods, or any portion thereof as the case may be, have been delivered to and accepted at the final destination indicated in the contract, or for eighteen (18) months after the date of shipment from the port or place of loading in the source country, whichever period concludes earlier, unless specified otherwise in SCC.

15.3 The purchaser shall promptly notify the supplier in writing of any claims arising under this warranty.

15.4 Upon receipt of such notice, the supplier shall, within the period specified in SCC and with all reasonable speed, repair or replace the defective goods or parts thereof, without costs to the purchaser.

15.5 If the supplier, having been notified, fails to remedy the defect(s) within the period specified in SCC, the purchaser may proceed to take such remedial action as may be necessary, at the supplier's risk and expense and without prejudice to any other rights which the purchaser may have against the supplier under the contract.

16. Payment

- 16.1 The method and conditions of payment to be made to the supplier under this contract shall be specified in SCC.
- 16.2 The supplier shall furnish the purchaser with an invoice accompanied by a copy of the delivery note and upon fulfillment of other obligations stipulated in the contract.
- 16.3 Payments shall be made promptly by the purchaser, but in no case later than thirty (30) days after submission of an invoice or claim by the supplier.
- 16.4 Payment will be made in Rand unless otherwise stipulated in SCC.

17. Prices

- 17.1 Prices charged by the supplier for goods delivered and services performed under the contract shall not vary from the prices quoted by the supplier in his bid, with the exception of any price adjustments authorized in SCC or in the purchaser's request for bid validity extension, as the case may be.

18. Contract amendments

- 18.1 No variation in or modification of the terms of the contract shall be made except by written amendment signed by the parties concerned.

19. Assignment

- 19.1 The supplier shall not assign, in whole or in part, its obligations to perform under the contract, except with the purchaser's prior written consent.

20. Subcontracts

- 20.1 The supplier shall notify the purchaser in writing of all subcontracts awarded under these contracts if not already specified in the bid.

Such notification, in the original bid or later, shall not relieve the supplier from any liability or obligation under the contract.

21. Delays in the supplier's performance

- 21.1 Delivery of the goods and performance of services shall be made by the supplier in accordance with the time schedule prescribed by the purchaser in the contract.
- 21.2 If at any time during performance of the contract, the supplier or its subcontractor(s) should encounter conditions impeding timely delivery of the goods and performance of services, the supplier shall promptly notify the purchaser in writing of the fact of the delay, its likely duration and its cause(s). As soon as practicable after receipt of the supplier's notice, the purchaser shall evaluate the situation and may at his discretion extend the supplier's time for performance, with or without the

imposition of penalties, in which case the extension shall be ratified by the parties by amendment of contract.

- 21.3 No provision in a contract shall be deemed to prohibit the obtaining of supplies or services from a national department, provincial department, or a local authority.
- 21.4 The right is reserved to procure outside of the contract small quantities or to have minor essential services executed if an emergency arises, the supplier's point of supply is not situated at or near the place where the supplies are required, or the supplier's services are not readily available.
- 21.5 Except as provided under GCC Clause 25, a delay by the supplier in the performance of its delivery obligations shall render the supplier liable to the imposition of penalties, pursuant to GCC Clause 22, unless an extension of time is agreed upon pursuant to GCC Clause 21.2 without the application of penalties.
- 21.6 Upon any delay beyond the delivery period in the case of a supplies contract, the purchaser shall, without cancelling the contract, be entitled to purchase supplies of a similar quality and up to the same quantity in substitution of the goods not supplied in conformity with the contract and to return any goods delivered later at the supplier's expense and risk, or to cancel the contract and buy such goods as may be required to complete the contract and without prejudice to his other rights, be entitled to claim damages from the supplier.

22. Penalties

- 22.1 Subject to GCC Clause 25, if the supplier fails to deliver any or all of the goods or to perform the services within the period(s) specified in the contract, the purchaser shall, without prejudice to its other remedies under the contract, deduct from the contract price, as a penalty, a sum calculated on the delivered price of the delayed goods or unperformed services using the current prime interest rate calculated for each day of the delay until actual delivery or performance. The purchaser may also consider termination of the contract pursuant to GCC Clause 23.

23. Termination for default

- 23.1 The purchaser, without prejudice to any other remedy for breach of contract, by written notice of default sent to the supplier, may terminate this contract in whole or in part:
 - (a) If the supplier fails to deliver any or all of the goods within the period(s) specified in the contract, or within any extension thereof granted by the purchaser pursuant to GCC Clause 21.2;
 - (b) If the Supplier fails to perform any other obligation(s) under the contract; or
 - (c) If the supplier, in the judgment of the purchaser, has engaged in corrupt or fraudulent practices in competing for or in executing the contract.

- 23.2 In the event the purchaser terminates the contract in whole or in part, the purchaser may procure, upon such terms and in such manner as it deems appropriate, goods, works or services similar to those undelivered, and the supplier shall be liable to the purchaser for any excess costs for such similar goods, works or services. However, the supplier shall continue performance of the contract to the extent not terminated.
- 23.3 Where the purchaser terminates the contract in whole or in part, the purchaser may decide to impose a restriction penalty on the supplier by prohibiting such supplier from doing business with the public sector for a period not exceeding 10 years.
- 23.4 If a purchaser intends imposing a restriction on a supplier or any person associated with the supplier, the supplier will be allowed a time period of not more than fourteen (14) days to provide reasons why the envisaged restriction should not be imposed. Should the supplier fail to respond within the stipulated fourteen (14) days the purchaser may regard the intended penalty as not objected against and may impose it on the supplier.
- 23.5 Any restriction imposed on any person by the Accounting Officer / Authority will, at the discretion of the Accounting Officer / Authority, also be applicable to any other enterprise or any partner, manager, director or other person who wholly or partly exercises or exercised or may exercise control over the enterprise of the first-mentioned person, and with which enterprise or person the first-mentioned person, is or was in the opinion of the Accounting Officer / Authority actively associated.
- 23.6 If a restriction is imposed, the purchaser must, within five (5) working days of such imposition, furnish the National Treasury, with the following information:
- (i) The name and address of the supplier and / or person restricted by the purchaser;
 - (ii) The date of commencement of the restriction;
 - (iii) The period of restriction; and
 - (iv) The reasons for the restriction.
- These details will be loaded in the National Treasury's central database of suppliers or persons prohibited from doing business with the public sector.
- 23.7 If a court of law convicts a person of an offence as contemplated in sections 12 or 13 of the Prevention and Combating of Corrupt Activities Act, No. 12 of 2004, the court may also rule that such person's name be endorsed on the Register for Tender Defaulters. When a person's name has been endorsed on the Register, the person will be prohibited from doing business with the public sector for a period not less than five years and not more than 10 years.

23.7 The National Treasury is empowered to determine the period of restriction and each case will be dealt with on its own merits. According to section 32 of the Act the Register must be open to the public. The Register can be perused on the National Treasury website.

24. Anti-dumping and countervailing duties and rights

24.1 When, after the date of bid, provisional payments are required, or anti-dumping or countervailing duties are imposed, or the amount of a provisional payment or anti-dumping or countervailing right is increased in respect of any dumped or subsidized import, the State is not liable for any amount so required or imposed, or for the amount of any such increase.

When, after the said date, such a provisional payment is no longer required or any such anti-dumping or countervailing right is abolished, or where the amount of such provisional payment or any such right is reduced, any such favourable difference shall on demand be paid forthwith by the contractor to the State or the State may deduct such amounts from moneys (if any) which may otherwise be due to the contractor in regard to supplies or services which he delivered or rendered, or is to deliver or render in terms of the contract or any other contract or any other amount which may be due to him.

25. Force Majeure

25.1 Notwithstanding the provisions of GCC Clauses 22 and 23, the supplier shall not be liable for forfeiture of its performance security, damages, or termination for default if and to the extent that his delay in performance or other failure to perform his obligations under the contract is the result of an event of force majeure.

25.2 If a force majeure situation arises, the supplier shall promptly notify the purchaser in writing of such condition and the cause thereof. Unless otherwise directed by the purchaser in writing, the supplier shall continue to perform its obligations under the contract as far as is reasonably practical, and shall seek all reasonable alternative means for performance not prevented by the force majeure event.

26. Termination for insolvency

26.1 The purchaser may at any time terminate the contract by giving written notice to the supplier if the supplier becomes bankrupt or otherwise insolvent. In this event, termination will be without compensation to the supplier, provided that such termination will not prejudice or affect any right of action or remedy which has accrued or will accrue thereafter to the purchaser.

27. Settlement of Disputes

27.1 If any dispute or difference of any kind whatsoever arises between the purchaser and the supplier in connection with or arising out of the contract, the parties shall make every effort to resolve amicably such dispute or difference by mutual consultation.

27.2 If, after thirty (30) days, the parties have failed to resolve their dispute or difference by such mutual consultation, then either the purchaser or the supplier may give notice to the other party of his intention to commence with mediation.

No mediation in respect of this matter may be commenced unless such notice is given to the other party.

27.3 Should it not be possible to settle a dispute by means of mediation, it may be settled in a South African court of law.

27.4 Mediation proceedings shall be conducted in accordance with the rules of procedure specified in the SCC.

27.5 Notwithstanding any reference to mediation and/or court proceedings herein;

(a) The parties shall continue to perform their respective obligations under the contract unless they otherwise agree; and

(b) The purchaser shall pay the supplier any monies due the supplier.

28. Limitation of liability

28.1 Except in cases of criminal negligence or wilful misconduct, and in the case of infringement pursuant to Clause 6;

(a) The supplier shall not be liable to the purchaser, whether in contract, tort, or otherwise, for any indirect or consequential loss or damage, loss of use, loss of production, or loss of profits or interest costs, provided that this exclusion shall not apply to any obligation of the supplier to pay penalties and/or damages to the purchaser; and

(b) The aggregate liability of the supplier to the purchaser, whether under the contract, in tort or otherwise, shall not exceed the total contract price, provided that this limitation shall not apply to the cost of repairing or replacing defective equipment.

29. Governing language

29.1 The contract shall be written in English. All correspondence and other documents pertaining to the contract that is exchanged by the parties shall also be written in English.

30. Applicable law

- 30.1 The contract shall be interpreted in accordance with South African laws, unless otherwise specified in SCC.

31. Notices

- 31.1 Every written acceptance of a bid shall be posted to the supplier concerned by registered or certified mail and any other notice to him shall be posted by ordinary mail to the address furnished in his bid or to the address notified later by him in writing and such posting shall be deemed to be proper service of such notice.
- 31.2 The time mentioned in the contract documents for performing any act after such aforesaid notice has been given, shall be reckoned from the date of posting of such notice.

32. Taxes and duties

- 32.1 A foreign supplier shall be entirely responsible for all taxes, stamp duties, license fees, and other such levies imposed outside the purchaser's country.
- 32.2 A local supplier shall be entirely responsible for all taxes, duties, license fees, etc., incurred until delivery of the contracted goods to the purchaser.
- 32.3 No contract shall be concluded with any bidder whose tax matters are not in order.

Prior to the award of a bid the Department must be in possession of a tax clearance certificate, submitted by the bidder. This certificate must be an original issued by the South African Revenue Services.

33. National Industrial Participation (NIP) Programme

- 33.1 The NIP Programme administered by the Department of Trade and Industry shall be applicable to all contracts that are subject to the NIP obligation.

34 Prohibition of Restrictive practices

- 34.1 In terms of section 4 (1) (b) (iii) of the Competition Act No. 89 of 1998, as amended, an agreement between, or concerted practice by, firms, or a decision by an association of firms, is prohibited if it is between parties in a horizontal relationship and if a bidder (s) is / are or a contractor(s) was / were involved in collusive bidding (or bid rigging).
- 34.2 If a bidder(s) or contractor(s), based on reasonable grounds or evidence obtained by the purchaser, has / have engaged in the restrictive practice referred to above, the purchaser may refer the matter to the Competition Commission for investigation and possible imposition of administrative penalties as contemplated in the Competition Act No. 89 of 1998.
- 34.3 If a bidder(s) or contractor(s), has / have been found guilty by the Competition Commission of the restrictive practice referred to above, the purchaser may, in addition and without prejudice to any other remedy provided for, invalidate the

TENDER SBM 31/25/26

bid(s) for such item(s) offered, and / or terminate the contract in whole or part, and / or restrict the bidder(s) or contractor(s) from conducting business with the public sector for a period not exceeding ten (10) years and / or claim damages from the bidder(s) or contractor(s) concerned.

11. SPECIAL CONDITIONS OF CONTRACT

1. The following clauses from the General Conditions of Contract (GCC) of National Treasury, 2010, are to be amended / removed:

Clause as per GCC	Clause as per SCC
Clause(s): 8, 9, 13, 14, 20	Remove
10 Delivery and documents	<p>Replace clause 10.1 and 10.2 as follows:</p> <p>10.1 Delivery of the goods shall be made by the supplier to the Saldanha Bay Municipality Stores in accordance with the terms specified in the contract.</p> <p>10.2 Delivery must take place within the specified timeframes. In the event of the preferred bidder not complying, the tender will be terminated.</p> <p>10.3 Brand names must be specified in the tender document. If not specified, the tender will be regarded as non-responsive.</p> <p>10.4 Tender Data</p> <p>10.4.1 Complete details, including relevant drawings which may assist in deciding on the suitability of the equipment shall accompany the tender.</p> <p>10.4.2 Material datasheets and brochures to be submitted with tender for evaluation purposes. If data sheets and brochures is not submitted, the tenderer will be rendered non-responsive.</p> <p>10.4.3 Any variations from the specifications shall be stated.</p> <p>10.5 Materials</p> <p>10.5.1 All materials offered shall be new and the best obtainable for their respective application, and shall comply with the respective SANS, NRS or BS and IEC specifications.</p> <p>10.5.2 Any queries shall be addressed to the Manager Electrical Operations.</p> <p>10.5.2 Tenderers shall quote in accordance with the specifications.</p>
Clause 12: Transportation	<p>Replace clause 12 as follows:</p> <p>12.1 The tender price must include delivery to the Municipal Stores, Floryn Street, Marais Industria, Vredenburg, 7355, Western Cape.</p>
Clause 17. (Prices)	<p>Replace Clause 17 as follows:</p> <p>17.1 Prices charged by the supplier for goods delivered and services performed under the contract shall not vary from the prices quoted by</p>

	<p>the supplier in his bid, with the exception of any price adjustments authorized</p> <p>17.2 Any price escalation will be subject to the submission of written proof of escalation based on statutory announcements and exchange rate fluctuations that might have an influence on pricing.</p> <p>17.3 The written proof of this escalation must be submitted to the user department for verification and approval before any price adjustment will be granted.</p> <p>17.4 Contract price adjustments</p> <p>17.4.1 Escalation on the tendered price will only be considered if based on SEIFSA formula.</p> <p>17.4.2 Price increases on the tendered price due to rates of exchange will only be considered if proof of the change in the rates of exchange accompanies the invoice.</p>
<p>21. Delays in the supplier's performance</p>	<p>Replace clause 21.2 and 21.3 and 21.4 as follows:</p> <p>21.2 If at any time during performance of the contract, the supplier should encounter conditions impeding timely delivery of the goods the supplier shall promptly notify the purchaser in writing of the fact of the delay, its likely duration and its cause(s). As soon as practicable after receipt of the supplier's notice, the purchaser shall evaluate the situation and may at his discretion extend the supplier's time for performance, with or without the imposition of penalties, in which case the extension shall be ratified by the parties by amendment of contract.</p> <p>21.3 No provision in a contract shall be deemed to prohibit the obtaining of supplies from a national department, provincial department, or a local authority.</p> <p>21.4 The right is reserved to procure outside of the contract small quantities if an emergency arises, the supplier's point of supply is not situated at or near the place where the supplies are required, or the supplier's services are not readily available.</p>

12. AUTHORITY TO SIGN BID

TYPE OF ENTERPRISE (Please indicate with an "X" and complete the indicated section below)

Company (Pty) Ltd. & Ltd.	Please complete section 1 below	
Close Corporation (CC)	Please complete section 2 below	
Sole Proprietor	Please complete section 3 below	
Partnership	Please complete section 4 below	
Consortium, Club, Trust, etc.	Please complete section 5 below	
Joint Venture	Please complete section 6 below	

1. COMPANIES - (PTY) LTD. & LTD.

1.1. If a bidder is a **COMPANY ((Pty) Ltd. OR Ltd.)**, a certified copy of the resolution by the board of directors, duly signed, authorising the person who signs this bid to do so, as well as to sign any contract resulting from this bid and any other documents and correspondence in connection with this bid and/or contract on behalf of the company must be submitted with this bid, that is, before the closing time and date of the bid.

1.2. A valid resolution must be signed by:

- 1.2.1. Majority directors; or
- 1.2.2. Chairman of the Board; or
- 1.2.3. Company Secretary

PARTICULARS OF RESOLUTION BY THE BOARD OF DIRECTORS OF THE COMPANY

Date resolution was taken			
Resolution signed by (name and surname)			
Capacity			
Name and surname of delegated authorised signatory			
Capacity			
Specimen signature			
Full name and surname of ALL director(s)			
Is a copy of the resolution attached?	YES		NO

SIGNED ON BEHALF OF COMPANY / CC:		DATE:	
PRINT NAME:			
WITNESS 1:		WITNESS 2:	

2. CLOSE CORPORATION (CC)

2.1. In the case of a **CLOSE CORPORATION (CC)** submitting a bid, a resolution by its members, authorizing a member or other official of the corporation to sign the documents on their behalf, shall be included with the bid.

2.2. A valid resolution must be signed by:

2.2.1. Majority members; or

2.2.2. Member with majority shareholding but only if such shareholding is more than 50%; or

2.2.3. Company Secretary.

PARTICULARS OF RESOLUTION BY THE MEMBERS OF THE CLOSE CORPORATION

Date resolution was taken			
Resolution signed by (name and surname)			
Capacity			
Name and surname of delegated authorised signatory			
Capacity			
Specimen signature			
Full name and surname of ALL director(s) / member (s)			
Is a copy of the resolution attached?	YES		NO

SIGNED ON BEHALF OF COMPANY / CC:		DATE:	
PRINT NAME:			
WITNESS 1:		WITNESS 2:	

3. SOLE PROPRIETOR (SINGLE OWNER BUSINESS) & NATURAL PERSON

I, _____, the undersigned, hereby confirm that I am the sole owner of the business trading as _____.

OR

I, _____, the undersigned, hereby confirm that I am submitting this bid in my capacity as natural person.

SIGNATURE:		DATE:	
PRINT NAME:			
WITNESS 1:		WITNESS 2:	

4. PARTNERSHIP

We, the undersigned partners in the business trading as

hereby authorize Mr / Ms _____

to sign this bid as well as any contract resulting from the bid and any other documents and correspondence in connection with this bid and /or contract for and on behalf of the abovementioned partnership.

The following particulars in respect of every partner must be furnished and signed by every partner:

Full name of partner		Signature
SIGNED ON BEHALF OF PARTNERSHIP:		DATE:
PRINT NAME:		
WITNESS 1:		WITNESS 2:

5. CONSORTIUM / CLUB / TRUST / ETC.

We, the undersigned consortium partners, hereby authorize _____

(Name of entity) to act as lead consortium partner and further authorize

Mr / Ms _____

to sign this offer as well as any contract resulting from this bid and any other documents and correspondence in connection with this bid and / or contract for and on behalf of the consortium.

The following particulars in respect of each consortium member must be provided and must be signed by each member:

Full Name of consortium member	Role of consortium member	% Participation	Signature
SIGNED ON BEHALF OF PARTNERSHIP:		DATE:	
PRINT NAME:			
WITNESS 1:		WITNESS 2:	

6. JOINT VENTURE

We, the undersigned, are submitting this bid offer in joint venture and hereby authorize Mr / Ms _____ authorized signatory of the Company / Close Corporation / Partnership (name) _____, acting in the capacity of lead partner, to sign all documents in connection with the bid offer and any contract resulting from it on our behalf.

1. LEAD PARTNER (Whom the Municipality shall hold liable for the purpose of the tender)

Name of firm			
Address			
		Tel. No.	
Signature		Designation	

2. 2nd PARTNER

Name of firm			
Address			
		Tel. No.	
Signature		Designation	

3. 3rd PARTNER

Name of firm			
Address:			
		Tel. No.	
Signature		Designation	

4. 4th PARTNER

Name of firm			
Address:			
		Tel. No.	
Signature		Designation	

NOTE: A copy of the Joint Venture Agreement indicating clearly the percentage contribution of each partner to the Joint Venture, is to be submitted with the bid.

A board resolution, authorising each signatory who signed above to do so, is to be submitted with the bid.

13. CONTRACT FORM: PURCHASE OF GOODS/WORKS/SERVICES (MBD7)

THIS FORM MUST BE FILLED IN DUPLICATE BY BOTH THE SUCCESSFUL BIDDER (PART 1) AND THE PURCHASER (PART 2). BOTH FORMS MUST BE SIGNED IN THE ORIGINAL SO THAT THE SUCCESSFUL BIDDER AND THE PURCHASER WOULD BE IN POSSESSION OF ORIGINALLY SIGNED CONTRACTS FOR THEIR RESPECTIVE RECORDS. NOTE: THIS FORM WILL ONLY BE SIGNED BY THE PURCHASER AFTER AWARD AND APPEAL/S HAVE BEEN DEALT WITH.

PART 1 (TO BE FILLED IN BY THE BIDDER)

1. I hereby undertake to supply all or any of the goods and/or works or to render services described in the attached bidding documents to (name of institution)..... in accordance with the requirements and specifications stipulated in bid number **SBM 31/25/26** at the price/s quoted. My offer/s remain binding upon me and open for acceptance by the purchaser during the validity period indicated and calculated from the closing time of bid.
2. The following documents shall be deemed to form and be read and construed as part of this agreement:
 - (i) Bidding documents, *viz*
 - Invitation to bid
 - Tax clearance certificate
 - Pricing schedule(s)
 - Technical Specification(s)
 - Preference claims in terms of the Preferential Procurement Policy adopted by Council, R8/5-25 of 29 May 2025;
 - Declaration of interest
 - Special Conditions of Contract;
 - (ii) General Conditions of Contract; and
 - (iii) Other (specify)
3. I confirm that I have satisfied myself as to the correctness and validity of my bid; that the price(s) and rate(s) quoted cover all the goods and/or works specified in the bidding documents; that the price(s) and rate(s) cover all my obligations and I accept that any mistakes regarding price(s) and rate(s) and calculations will be at my own risk.
4. I accept full responsibility for the proper execution and fulfilment of all obligations and conditions devolving on me under this agreement as the principal liable for the due fulfillment of this contract.
5. I declare that I have no participation in any collusive practices with any bidder or any other person regarding this or any other bid.
6. I confirm that I am duly authorised to sign this contract.

NAME (PRINT)

CAPACITY

SIGNATURE

NAME OF FIRM

DATE

WITNESSES	
1
2.
DATE:	

PURCHASE OF GOODS/WORKS/SERVICES

PART 2 (TO BE FILLED IN BY THE PURCHASER)

- I in my capacity as
accept your bid under reference number **SBM 31/25/26** dated.....for the supply of goods/works indicated hereunder and/or further specified in the annexure(s).
- An official order indicating delivery instructions is forthcoming.
- I undertake to make payment for the goods/works delivered in accordance with the terms and conditions of the contract, within 30 (thirty) days after receipt of an invoice accompanied by the delivery note (goods or works) or after receipt of an invoice (services).

TO BE COMPLETED: GOODS / WORKS

ITEM NO.	PRICE (VAT INCL)	BRAND	DELIVERY PERIOD	POINTS CLAIMED FOR HDI'S (B-BBEE)	POINTS CLAIMED FOR RDP GOALS (Locality)

OR

TO BE COMPLETED: SERVICES

DESCRIPTION OF SERVICE	PRICE (VAT INCL)	COMPLETION DATE	POINTS CLAIMED FOR HDI'S (B-BBEE)	POINTS CLAIMED FOR RDP GOALS (Locality)

4. I confirm that I am duly authorized to sign this contract.

SIGNED ATON.....

NAME (PRINT)

SIGNATURE

WITNESSES	
1.
2.
DATE

PART D: SPECIFICATIONS

BRIEF SPECIFICATIONS:

SUPPLY AND DELIVERY OF ELECTRICAL NETWORK COMPONENTS TO SALDANHA BAY MUNICIPALITY FOR THE PERIOD 01 OCTOBER 2026 TILL 30 SEPTEMBER 2028.

IMPORTANT NOTICE TO TENDERERS

1. All equipment and material tendered must be clearly stamped or marked with the manufacturer's brand name/logo or any other identifiable marking that will be freely and clearly available after installation, to identify the manufacturer during maintenance or with breakdowns to ensure effective quality control. Items equipped with data plates complies, provided that the manufacturer are clearly indicated on the data plate.
2. Items that are difficult or impossible to mark, e.g. steel wire, bare copper conductor, etc. shall be tagged with a metal type data plate or tag with the manufacturer's data stamped or printed onto the plate or tag and shall be affixed by means of a durable cable or other binding material to a clearly visible point of the item or any one of the items in a batch delivery.
3. Tenderers wishing to tender must ensure that the items being tendered for, forms part of the daily core business of the tenderer. Other items must be sourced from a reputable supplier of which those items form part of that supplier's core business and must be so indicated on the tender document.
4. When tendering on "equivalent" equipment, the onus lies with the tenderer to prove that items tendered are indeed equivalent to or supersedes the specifications of listed items in the tender document under the Brief Specifications schedule.
5. No items may be tendered by a tenderer for which the tenderer can't support the full warranty/guarantee as is offered standard by the manufacturer when supplied through the manufacturer's supported dealer network.
6. Items must be delivered fully functional and operational to the applicable SANS (SABS) or International (IEC, BS, etc.) standards, notwithstanding any omissions or errors in the specifications. Costs to make the supplied items safe, functional and operational, or to exchange delivered and installed sub-standard (non-compliant) items for new compliant items that meet the minimum requirements or standards, will be for the tenderer's account.

ITEM 1: SUPPLY AND DELIVERY OF MINI-SUBSTATIONS

The mini substations shall comply with the requirements of SANS 1029 and 1030 unless otherwise specified. In addition, the following requirements shall be complied with.

CONSTRUCTION AND FINISH

All mini substations shall be constructed for maximum affordable vandalism proofing, especially the doors, locking mechanisms and streetlight controller sensor. The mini substations panels shall be manufactured from sheet metal. All sides are to be welded to prevent the entry of rodents. The units shall be so manufactured to ensure a measure of vandal proofing on the structure as well. The finishing shall be as follows:

- [a] After manufacturing the complete body shall be hot dipped galvanised in accordance with SANS 32/EN 10240. The base shall, in addition, be coated with black epoxy tar paint.
- [b] After galvanising an approved etching primer shall be applied followed by a layer of red oxide / zinc-chromate primer and then dipped in one layer of exterior alkyd base synthetic enamel paint.
- [c] The final finish shall be of quality enamel corresponding to colour C12 or SANS 1091 [Avocado]; alternatively, a grey finish to Eskom specifications will be allowed.
- [d] All doors are to be provided with vandal proof padlocking facilities and the necessary danger signs in accordance with the applicable legislation.
- [e] All doors are to be provided with vandal proof lock – cover, Allen key and padlocking facilities, and the necessary danger signs in accordance with the applicable legislation.

HIGH VOLTAGE COMPARTMENT - SF6, AIR OR VACUUM INSULATED VACUUM BREAK RING MAIN UNIT

This compartment shall be so designed as to permit the making of the cable terminations without restriction. The compartment shall be fitted with a non-extensible 11KV, 630A SF6 insulated vacuum break (200A rating) ring main unit for controlling/protecting the transformer. These units shall be sprayed and treated for a high corrosive environment.

SF6, AIR or VACUUM INSULATED RING MAIN UNIT

The specifications for the RMU must comply with the specifications in ITEM 4/5/6 of this tender document. Configuration will be 2 x feeder/cable switches and 1 x Transformer protection device (vacuum circuit breaker) with load indication and maximum demand registers.

A means for earthing the isolated cable shall be provided via interlocked cable testing terminals. An operating handle shall be furnished with each RMU. Cable and End boxes are to be supplied with insulated glands suitable for taking up to 3-core 185mm² 11kV copper cable.

The SF6 units must be filled to an acceptable level before delivery.

A cable Earth fault indicator together with a split core current transformer shall be included.

TRANSFORMER COMPARTMENT

The minimum specifications of the transformer are listed hereunder:

- [a] Ratings 1000, 630, 500, 315kVA
- [b] Specification - SANS 780, low loss
- [c] Type - hermetically sealed
- [d] Nominal primary voltage - 11 000 Volt

- [e]** No-load secondary voltage - 415/420 Volt
- [f]** Phases and frequency - 3 - 50Hz
- [g]** Vector group - DYN11
- [h]** High voltage tap positions: -5%, -2.5%, 0, 2.5%, 5%
- [i]** Tap positions control - externally controlled, no-load selector
- [j]** Low voltage neutral - for solid earthing
- [k]** Oil level indicator - required
- [l]** Cooling – ONAN

LOW VOLTAGE COMPARTMENT

The low voltage compartment shall accommodate the necessary and specified equipment and provide space for future requirements:

This compartment shall be fitted with the following:

- 1 x** SANS approved ISOLATOR APPLICABLE TO TRANSFORMER SIZE.
- 4 x** Tinned copper bus bars rated for the size of transformer.
- 3 x** 15VA class 1 current transformers of rating to suit the full load current of the power transformer, for total load indication purposes and to be installed between bus bars and isolator.
- 1 x** combined indication (instantaneous) and maximum demand ammeters (thermal maximum demand), scaled to suit the CT's above or an electronic power meter.

- 3 x** for 315 Mini substations space provision for F15D / F35D / L20B / J25S or equivalent approved circuit breakers. No circuit breakers to be supplied. Bus bars to be pre-drilled to accommodate fitment of cable tails in future.
- 9 x** for 500/630/1000 Mini sub stations space provision for F15D / F35D / L20B / J25S or equivalent approved circuit breakers. No circuit breakers to be supplied. Bus bars to be pre-drilled to accommodate fitment of cable tails in future.
- 1 x** 3 phase voltmeter with selector switch for all phases to neutral or power meter.
- 1 x** 400V 50A 3-pole streetlight contactor with 400V coil.
- 1 x** photo electrical cell mounted externally and protected against vandalism in a vandal proof enclosure or internally mounted with vandal proof sight glass.
- 3 x** 63A and 40A SANS approved MCB's for streetlight circuits.
- 1 x** 5A MCB for streetlight contractor and photocell.
- 1 x** Switch for streetlight auto/manual control.
- 1 x** Terminal block for streetlight control terminations.
- 1 x** Unistrut for main outgoing streetlight cables.
- 1 x** Electronic kWh meter rated 80A, 3-phase, 4-wire for the streetlight circuits.
- 1 x** 5A 10kA MCB

MCB must be to the new SANS as per table below:

SANS 10142-1	The SA national standard for the wiring of premises.	Specifies the types of circuit breakers, the safety standards and their application in LV installations.
VC8036	The SA compulsory specification for circuit breakers.	Legislation issued under Government Gazette No. 29265 of 6 October 2006, makes the compliance with SANS 556-1 a mandatory requirement for the selling and distribution of these products.
SANS 556-1	The SA national standard for circuit breakers.	SA 'front-end' specification, referring to SANS 60947-2; with the three national deviations; covering all aspects of the performance requirements of circuit breakers.
SANS 60947-2	The SA national standard for low voltage switchgear and controlgear. Part 2: circuit breakers.	This standard – together with Part 1: <i>General Rules</i> – covers all the test requirements for circuit breaker products and is an adoption of the IEC standard.

Table 2: The standards and compulsory specification which apply to MCBs.

Note 1. All fuses and MCB's to be labelled to identify functional purpose - see schedule

<u>SCHEDULE FOR LABELLING</u>		
<u>ITEM</u>	<u>LABELLED [BLOCK LETTERS]</u>	<u>LETTER SIZE</u>
Isolator	Main Disconnect, AND Switch of in case of Emergency	12mm 6mm
Voltmeter [or power meter]	Voltmeter [Power meter]	6mm
Voltmeter Selector	Voltmeter Selector Switch	6mm
Switch	R, W, B	6mm
3 x 2A fuses	Streetlight Meter	6mm
kWh meter	Streetlight Circuits	6mm
3 x 63A MCB'S	Streetlight M/A Selector	6mm
Auto-manual switch	R, W, B - Load current	6mm
Ammeters (MDI)	Streetlight Control	6mm

DELIVERY

Municipal Main Store or Electrical Store, Vredenburg

ITEM 2

SUPPLY AND DELIVERY OF DISTRIBUTION & MEASURING TRANSFORMERS

1. The brief specifications are listed hereunder:

- [a]** Transformers to be manufactured in accordance with SANS 780 as amended and shall bear the SABS mark
- [b]** Type - hermetically sealed, low loss
- [c]** Nominal primary system voltage - 11 000 Volt
- [d]** No-load secondary voltage: 3-ph – 415/420 Volt, single phase transformers - 230 Volt
- [e]** Phases and frequency; 3 or 1 at 50 Hz
- [f]** Vector group: 3 phase transformers: 25 - 1000 kVA - Dyn11
- [g]** Tap positions: High voltage tap positions: -5%, -2.5%, 0, 2.5%, 5%
Single phase: selector on single phase transformers: 5 % [on bushings]
- [h]** Low voltage neutral - for solid earthing
- [i]** Oil level indicator - required
- [j]** Cooling: ONAN
- [k]** **Termination arrangement and base type:**
 - Type 1** 200 - 1000kVA:
 - MV**--cable box for 11kV 3 core PILE GDSTA & XLPE cable, LV-cable box for 4 single core cables, [roller or skid base]
 - Type 2** 50 - 500kVA:
 - MV**--cable box for 11kV 3 core PILE GDSTA & XLPE cable, LV-cable box for up to 2 X 4 core 600/1000V PVC cable, [skid base]
 - Type 3** 16 - 400kVA:
 - Open **MV**- and LV bushing [skid base and/or pole/platform mounted]
- [l]** **Corrosion protection:** Transformers are to be hot zinc metal sprayed. Additional protective coatings to be applied for use in a highly corrosive coastal environment. Final colour to be C12 of SANS 1091 [Avocado], alternatively, a grey to Eskom specifications (Dove grey).
- [m]** **Mountings for HV Surge Arrestors:**
 - 3 SA-unit mountings shall be catered for on the HV side for Type 3.
 - 4. Outdoor units must be West Coast treated and of the closed bushing type and mounted on skids for plinth or steel structure installation.
 - 5. Protective CT's to BS 3983 [1 ZN - Class X, 600/1A], [2 ZN – Class 10-10P-10, 350/1A]
- [n]** **Delivery**

Municipal Main Store or Electrical Store, Vredenburg

ITEM 4 & 5: SPECIFICATIONS FOR RING MAIN UNITS AND SWITCHGEAR

VERY IMPORTANT: NO ITEM FOR OUTDOOR UNITS WILL BE ACCEPTED FOR EVALUATION IF IT IS NOT IN AN ENCLOSURE THAT ENCLOSES THE STANDARD OF-THE-SHELF UNIT

SERVICE CONDITIONS

The conditions for outdoor use are:

- a) Ambient air temperature of -10 °C to 50 °C may be encountered;
- b) Wind pressure not exceeding 700 Pa (equivalent to 34m/s) should be allowed for;
- c) For coastal applications, the ambient air pollution level shall be level IV (i.e. very heavy) in accordance with SANS 60815.

RATED VOLTAGE AND FREQUENCY

The rated voltage of the ring main unit shall be 12 kV and frequency shall be 50 Hz.

RATED INSULATION LEVELS

The rated insulation level of a ring main unit shall be for the relevant rated voltages.

Rated peak lightning impulse withstand voltage (95kV)

Rated short-duration power frequency withstand rms. voltage (28kV)

RATED SHORT-TIME AND PEAK WITHSTAND CURRENT

- The rated short-time withstand current for integral switch-fuse combination earthing switches shall be a minimum of 2kA symmetrical.
- The rated short-time (20kA) and peak (50kA) withstand currents shall also apply to bus bars and to earthing switches.
- The standard value of duration of the rated short-time current shall be 3 seconds.

RATED BREAKING CURRENT

- Switches shall be capable of breaking the rated normal current

RATED SHORT-CIRCUIT BREAKING CURRENT

- The rated short-circuit breaking current of circuit-breakers of the specified rated voltage shall be equal in value to the rated short-time withstand current.

RATED SHORT-CIRCUIT MAKING CURRENT

- The rated short-circuit making current of circuit-breakers, switch disconnectors and earthing switches of the specified rated voltage shall be equal in value to the rated peak withstand current.

GENERAL**DESIGN AND CONSTRUCTION**

- All ring main units shall be designed and constructed in accordance with the relevant requirements of SANS 62271-200, and with additional requirements not covered by SANS 62271-200, as set out in this specification. Only new ring main units shall be supplied.
- When it is not practical to disconnect cables from the switches for the cable dielectric tests, those parts that remain connected to the cables shall be capable of withstanding the cable test voltages specified for XLPE cables in SANS 10198-13 and for PILC cables in SANS 97, while the contacts of the switch on the bus bar-side may still be alive.
- Facilities shall be provided for lifting or slinging the entire ring main unit assembly. Lifting eyes with a minimum diameter of 30 mm shall be provided. The lifting eyes shall be positioned at the top of the ring main unit.
- All switching devices of the ring main unit shall be operable from the front of the ring main unit.
- All units shall be capable of being padlocked to prevent unauthorized access/operations.

DEGREE OF PROTECTION

- The degree of protection for ring main units shall be in accordance with SANS 62271-200.
- The degree of protection for a prefabricated outdoor kiosk (housing a ring main unit) shall be a minimum of IP44.

CONFIGURATION

The following abbreviations MEANS

- 'C' for a **C**able switch disconnecter;
- 'F' for a **F**use switch combination and
- 'V' for a **V**acuum circuit-breaker.

CABLE TEST FACILITY

- Integral cable test facilities that are accessible from the front of the ring main unit shall be provided for all functions (i.e. switch disconnectors and circuit-breakers).
- Each cable test facility shall be interlocked with its associated earth switch and capable of being padlocked to ensure that the test terminals of the cable test facility are not accessible when the cable is energized.
- Access to the test terminals of the cable test facility shall only be possible when the associated earth switch is in the EARTH position.

EARTHING FACILITY

- Each switch disconnecter and circuit-breaker shall have an integral cable earthing switch that complies with the relevant requirements of SANS 62271-102 and SANS 62271-200.

PADLOCKING

- Each switch disconnecter, circuit-breaker and earth switch shall be capable of being padlocked in the OFF and EARTH positions.
- Padlocking shall be provided to prevent the selection of the ON position while permitting operation from OFF to EARTH or from the EARTH to OFF positions.
- All padlocking facilities shall be suitable for padlocks with 6 mm diameter shanks.

GENERAL INTERLOCKS

- Positive mechanical interlocking shall ensure that there is a definite stop in the OFF position when:
 - a) switching from the ON position to the EARTH position, and
 - b) when switching from the EARTH position to the ON position.

INSULATING/INTERRUPTING MEDIUM

- The cable termination enclosures shall be air-filled.
- The ring main unit (excluding cable termination enclosures and accessible operating mechanisms) shall be sealed for life, with a minimum maintenance-free period of 30 years.

DESIGN

- Ring main units shall be of a fixed pattern design in accordance with SANS 62271-200 i.e. non-withdrawable. The cable termination enclosure shall be an interlock-controlled accessible compartment in accordance with SANS 62271-200. The cable test facility compartment shall be an interlock-controlled accessible compartment in accordance with SANS 62271-200. The sealed compartment(s) (refer to 4.2.10.2) shall be a non-accessible compartment in accordance with SANS 62271-200.

SWITCH DISCONNECTORS FOR RINGS AND/OR T-OFFS

General

- Switch disconnectors shall be at least class E2-M1 in accordance with SANS 60265-1.
- Each switch disconnector shall be a three-pole switch that complies with the requirements for general purpose switches of SANS 60265-1.
- The rated normal current of a switch disconnector shall be 630 A.

Operation

- The operating mechanisms of switch-disconnectors shall provide independent manual closing and opening.
- The plug-in connector for the hand-held remote-control facility shall be a circular bayonet type coupler. Details of connector shall be specified in schedule A. The male coupler shall be provided and positioned on the front of the RMU.

CIRCUIT-BREAKERS FOR FEEDERS

General

- Circuit-breakers shall be class C2-E2-M1 in accordance with SANS 62271-100.
- The rated operating sequence of the circuit-breaker shall be as follows: $O - t - CO - t - CO$ where t equals 3 minutes in accordance with SANS 62271-100.
- The rated normal current of a circuit-breaker shall be either 200A, 400A or 630A
- Each circuit-breaker shall be a three-pole device that complies with the requirements of SANS 62271-100.
- The first-pole-to-clear factor shall be 1,5 in accordance with SANS 62271-100.

Protection

- The protection tripping of the circuit breaker shall be through a self-powered protection relay with load indication and maximum demand registers.
- For the 200A circuit breaker, the current transformers (CT's) shall be of the multi-ratio type, with ratios of 200/100:1 A
- For the 400/630A circuit breaker, the current transformers (CT's) shall be of the multi-ratio type, with ratios of 400/200:1 A.
- The protection relay shall provide:
 - a) an over current function with normal inverse, very inverse, extremely inverse (IDMTL); definite time (DTL); and high-set instantaneous protection elements; and
 - b) an earth fault function with normal inverse, very inverse, extremely inverse (IDMTL); and definite time (DTL) protection elements The minimum earth fault pick-up current shall be 40A primary and shall be independent of the CT ratio selected.
- The protection relay and CT combination shall operate according to specification up to the rated short-circuit breaking current of the circuit breaker.
- A time and date stamped event recorder storing at least the last 5 trip events with a minimum resolution of 5ms shall be provided with the relay.
- The protection relay shall be provided with a dry (potential free) trip output contact.
- The relay trip output contact, RMU indications and alarms and all wiring to the relay (e.g. from CT's) shall be terminated onto terminal blocks.
- The relay and terminal blocks of the protection relay shall be easily accessible from the front of the RMU (e.g. for testing purposes).
- The terminal blocks shall be spring loaded screw terminals.
- The relay shall be positioned and installed in such a way that it is possible to exchange it with minimal effort and tools.
- The protection relay, current sensors or current transformers shall be installed and wired complete for service.

Operation

- The operating mechanism of circuit-breakers shall provide independent manual closing and stored energy tripping.
- Circuit-breakers shall have a trip-free mechanical switching mechanism.
- A plug-in connector for the hand-held remote-control facility shall be a circular bayonet type coupler. Details of connector shall be specified in schedule A. The male coupler shall be provided and positioned on the front of the RMU.

Bus bars

- Bus bars shall have the same current ratings as the ring main switch disconnectors.

CABLE TERMINATION ENCLOSURE AND TERMINATIONS

- Ring main units shall have air-filled cable termination enclosures in accordance with NRS 012 (SANS 876).
- The cable termination enclosures shall be suitable for the termination of PILE GDSTA or XLPE-insulated cables up to 185 mm² by means of separable connectors.
- The dimensions of the connectors may be assumed to be as indicated in NRS 012 (SANS 876).
- The type of termination required shall be Type 3 or 4 in accordance with NRS 012 (SANS 876).
- Bushings shall comply with the requirements of NRS 012 (SANS 876) for Type 3 and 4 terminations.
- For each cable termination enclosure, a range-taking cable support clamp in accordance with the requirements of NRS 012 (SANS 876) that is suitable for supporting a cable with an outer diameter of 75mm to 100mm shall be fitted.
- The phase sequence of bushings in all cable termination enclosures shall be marked.

LOAD MONITORING, TELECONTROL (SCADA) AND DISTRIBUTION AUTOMATION (DA) REQUIREMENTS

Load monitoring facilities

A current transformer (suitable for load monitoring) shall be provided for the centre phase only (i.e. L2). The current transformer ratio shall be as follows:

- a) Switch disconnector: 600:1A
- b) Circuit-breaker T-off 200:1A for the 200A, 400:1A for the 400A circuit breaker and 600:1A for the 630A circuit breaker. The accuracy class shall be class 1 or better.
- The load current (in amperes) shall be displayed using an electronic ammeter with an LCD/LED or similar display. The ammeter shall be capable of displaying the actual real-time current and recording the maximum demand current (integrated over a 15-minute period). The ammeter display shall be visible from the front of the RMU.
- All wiring from the CT shall be terminated onto terminal blocks.
- The ammeter and terminal blocks shall be easily accessible from the front of the RMU (e.g. for testing purposes).
- The terminal blocks shall be spring loaded screw terminals.
- The ammeter shall be positioned and installed in such a way that it is possible to exchange it with minimal effort and tools.

The ring main unit shall be equipped with:

• **Analogue or Digital indications: (example)**

amperes per switch disconnector, amperes per circuit breaker T-off, Status indications (switch disconnectors), switch disconnector open/closed; and switch disconnector earthed.

• **Status indications (circuit-breakers):**

circuit-breaker open/closed; and circuit-breaker earthed; low gas pressure (e.g. SF6 gas)

REQUIREMENTS FOR SULPHUR HEXAFLUORIDE (SF6) - FILLED SWITCHGEAR

- Sulphur hexafluoride ring main units shall be filled with new SF6 complying with the requirements of IEC 60376.
- The switchgear shall be factory sealed so as not to require any routine gas replenishment in normal service. The design, construction and sealing of gas compartments shall be such that, the period to replenishment of gas is not less than thirty years.
- A device for checking the SF6 pressure on each tank, even in service, with indication of minimum permissible pressure level for safe operation shall be provided.
- The pressure level device shall be clearly visible to the operator from the operating side (i.e. front) of the ring main unit.
- The supplier of SF6 ring main units shall render a service to recover and replenish SF6 gas.

EARTHING

- Each accessible earth connection terminal of a ring main unit shall be indelibly marked.
- The ring main unit and each cable termination enclosure shall be provided with a copper earthing bar not less than 25mm wide and a cross-sectional area not less than 120mm², to facilitate earthing of the ring main unit and associated cables. All earthing bars shall be bonded together (i.e. providing electrical earth continuity). Any bonding conductor used to interconnect the separate earthing bars shall be copper and have a cross-sectional area of not less than that of the ring main unit earthing bar.
- The current density in the earthing bars and/or bonding conductors shall not exceed 200A/mm² under the specified earth fault conditions.
- At least 4 holes of diameter to suit a M12 bolt (i.e. 14mm diameter) shall be provided in the earthing bar to allow for earth connections.

LIVE CIRCUIT INDICATIONS

- Voltage present identification systems (VPIS) complying with the requirements of SANS 62271-206 shall be provided on all switching devices of the ring main unit.
- The VPIS unit shall comprise of three integrated indication lamps marked in accordance with SANS 62271-206 (i.e. L1, L2, L3). In addition, three corresponding phase comparator connecting points in accordance with SANS 62271-206 shall be provided.
- The indicator lamps and the corresponding phase comparator connecting points shall be powered by capacitive dividers incorporated inside the MV bushings.

EARTH FAULT INDICATIONS

- A self-powered earth fault indicator (EFI) shall be supplied and fitted with each ring main unit.
- The EFI shall be provided with a label (stick-on type) stating the date of battery installation and expected battery replacement date.
- The EFI control unit shall be clearly visible to the operator from the operating side (i.e. front) of the ring main unit.

Enclosure/Kiosk (Compulsory for all free-standing outdoor ring main units)

- A kiosk is required for all units to be installed in the public space.
- The kiosk shall be constructed from materials in accordance with the relevant SANS regulations.
- All kiosks shall be finished in Avocado (C12) in accordance with SANS 1091.
- The ring main unit shall be supplied with the kiosk i.e. the ring main unit shall be fitted by the manufacturer into the kiosk, and the assembly shall be supplied as one unit.
- The design and construction of the kiosk shall complement the internal arc test requirements of the ring main unit. Therefore, in the event of an internal arc fault occurring in any air- or gas-filled enclosures within the ring main unit, the kiosk shall be designed for the safe venting of gases (with respect to operator as well as general public safety) released under conditions of arcing.
- The kiosk access doors shall be secured with a three-point locking mechanism.
- The three-point locking mechanism shall have an additional, captive, 10mm stainless steel Allen cap screw.
- The cap screw shall be recessed, i.e., the head shall be flush with the door surface and the screw shall lock the swivel mechanism of the three-point locking device when the mechanism is in the closed position.
- The kiosk shall be capable of being padlocked to prevent unauthorized access.

- Suitable lifting eyes shall be attached to the kiosk (at the top of the kiosk). The lifting eyes shall be designed to lift the kiosk with the ring main unit fitted inside. Lifting eyes with a minimum diameter of 30mm shall be provided.
- A steel documentation pocket shall be provided for the safe-keeping of all relevant documentation (i.e. installation, operating and maintenance instructions for the ring main unit and all routine test certification) on the inside of the kiosk door. The means used (e.g. pop rivets) to secure the pocket shall not protrude through the door.
- The kiosk doors shall be fitted with a facility to enable them to be held open at an angle of at least 90°, to allow operation under windy conditions. The facility shall be robust to withstand the force of wind and weather under adverse conditions.
- The kiosk doors and, if applicable, all steel enclosure sections, shall be electrically bonded to the main steel enclosure (i.e. inter-connected) by means of copper bonding conductors (i.e. tinned copper braids or PVC-insulated stranded copper cables, lugged at both ends) with a minimum cross-sectional area of 4mm².
- The main steel enclosure shall be electrically bonded to the ring main unit earthing bar by means of copper bonding conductors (i.e. tinned copper braids or stranded copper conductor, lugged at both ends) with a minimum cross-sectional area of 70mm².
- The kiosk and position of the ring main unit within the kiosk shall be suitable for mounting on concrete plinths in accordance with D-DT-0863. Flanges that are provided for the fitting of M16 holding-down set screws shall be a minimum of 5mm thick steel or alternatively shall be reinforced to prevent bending during handling, transportation and installation.
- The kiosk steel base and sills of the doors shall be constructed with removable sections adjacent to the cable termination enclosures to allow the MV cables to be moved into position during installation. These sections shall be lap-bolted with the nuts on the inside of the base channel and enclosure.

RATING/DATA PLATES

- All rating plates shall be securely attached; of intrinsically corrosion-resistant metal, with legible and ineradicable marking; comply with the relevant requirements of clause 5.10 of SANS 62271-200.
- Actual values shall be depicted on the rating plates and shall be provided for each switch disconnecter, or circuit-breaker with the following information:
 - a) rated normal current;
 - b) rated short time withstand current;
 - c) rated peak withstands current;
 - d) that the switch disconnecter or circuit-breaker has been tested to the relevant standard for switch disconnectors, and for circuit breakers.
- the class of the switching device; and
- for circuit-breakers, the ratios and classes of all current transformers.
- For current transformers, rating plates shall be provided stating the CT class, ratio(s) and burden (if applicable). For ring type current transformers, the rating plate shall be clearly visible and attached to each current transformer. For current sensor technology around the Type C bushing, the current transformer rating plate shall be positioned adjacent to the protection relay.

MARKING AND LABELLING

General

- All labels shall be securely attached.
- All labels shall be legible and of indelible marking.

- Metallic labels shall be intrinsically corrosion-resistant metal.

Main circuit designation labels

- The main circuit designation labels for indoor ring main units shall be blank sandwich board or equivalent (orange-black-orange) that can be removed easily for engraving (i.e. resulting in black lettering on an orange background). The main circuit designation labels for outdoor ring main units shall be made of a durable material.
- Main circuit designation labels for each switching device shall be located at the front of each ring main unit.
- Main circuit designation labels shall be at least 150mm wide and 35mm high.

Auxiliary circuit labels

- All relays, instruments, fuses, auxiliary circuit-breakers, control switches, luminous indicators and test points, the functions of which are not identified by signs or pictograms, shall be clearly labelled to indicate their functions.
- These labels shall be in text with black letters at least 5mm high, on a white background.
- Terminal blocks or rail-mounted terminals shall be labelled to identify them when more than one block is used. It shall be possible to access and test all terminal blocks, and read all associated labels, without undue effort.

ON, OFF and EARTH position labels

- All switching devices shall include labels that indicate the ON, OFF and EARTH positions.
- These labels shall be permanently marked metal plates that have characters at least 10mm high and shall be located on a moving component of the switch that is visible through an opening.
- The marking shall be as follows:
 - a) white lettering on a red background for the ON position;
 - b) white lettering on a green background for the OFF position; and
 - c) the earth symbol in black on a yellow background for the EARTH position.
- All position labels shall be visible to the operator standing in a normal operating position.

Other labels and signs

- Instruction plates in English or in pictograms shall be provided on switch-fuse combination panels to indicate to the operator how to insert and remove fuses when the fuse carriers are completely isolated and safe. These plates shall be placed near the appropriate interlocking device.
- The total mass of the ring main unit (in kilograms) shall be marked on the side or rear of the ring main unit. In the case of kiosk applications, the total mass of the ring main unit and kiosk assembly shall be stencilled on the side of the kiosk in white letters with a minimum font size of 50mm (e.g. "TOTAL MASS: 500kG").
- Cable test facilities shall be clearly labelled e.g. "CABLE TEST FACILITY BEHIND COVER".
- Where the supplier is not the manufacturer, the supplier shall provide a label containing the supplier's name or trademark.
- External metallic corrosion-resistant electrical symbolic warning signs (warning-flash) shall be permanently attached to all the doors. If pop-rivets are used to attach the signs to the kiosk doors, only aircraft (i.e. blind) pop-rivets will be acceptable. Normal pop-rivets are not acceptable.
- Push buttons provided for switching devices that incorporate stored energy operation shall be labelled accordingly (i.e. "TRIP" for the trip/open button and "CLOSE" for the close button if applicable). The labels shall be in text with black letters at least 10mm high, on an orange background.
- A short operating procedure shall be provided for the tee-off indicating the steps required to a) isolate and earth the tee-off and b) close the tee-off. The operating procedure shall be in text with black letters at least 5mm high, on an orange background. A drawing depicting the wording of the operating procedure label shall be provided and referenced in schedule B.

PROTECTION AGAINST CORROSION (ring main units, kiosks)

- The ring main unit is required for coastal (corrosive) environments.
- The supplier shall ensure that the coating system and instructions recommended by the paint manufacturer are used.
- For coastal (corrosive) environments, stainless steel, zinc metal-sprayed mild steel or other intrinsically corrosion-resistant metal (e.g. 3CR12) is acceptable.
- All other materials and components used shall be inherently corrosion resistant.

DOCUMENTATION

Documentation to be supplied with each tender

Tenderers shall supply the following documentation with each tender: Drawing showing the fully dimensioned general assembly of the ring main unit kiosk (if applicable), illustrating the following:

The following documentation shall be supplied (in the documentation pocket) with each ring main unit:

- completed factory routine test report;
- installation, operating and maintenance manual(s);
- current transformer routine test certificates; and
- Auxiliary circuit wiring diagram(s) (e.g. protection relay, LV CT's, EFI, live indication system, trip/close coils, etc.).

DELIVERY

MUNICIPAL MAIN STORE OR ELECTRICAL STORE, VREDENBURG

ITEMS 6, 7 & 8: SUPPLY AND DELIVERY OF ELECTRICAL CABLE AND CONDUCTOR

SECTION A [COPPER CABLE]

1. 11kV PILE GDSTA PVC Copper Cable

This cable shall be of the 3-core, plain, annealed, stranded copper conductor, fully impregnated, non-draining, paper insulated, lead covered, fibrous bedding, galvanised double steel tape armoured and PVC served type, manufactured in accordance with the requirements of SANS 97, Table 18 for general purpose duty. This cable shall be suitable for use on 11000V, 3 phase 3-wire, 50 cycle, non-earthed systems. Colour - black (UV Stabilised) with size, voltage and SABS specification embossed on outer sheath at 1m intervals. Cable will be ordered in full drum lengths only. Cable to be marked in meters (sequential markings).

2. 11kV XLPE Copper Cable (only dry cured)

Type A

This cable shall be of the 3-core stranded, compacted circular copper conductor and must comply with the specifications of SANS 1339. The colour of the outer sheath shall be black (UV stabilised). Apart

from the requirements and specifications, the outer surface of the sheath shall also be embossed with the size of the cable at regular intervals. Cable to be marked in meters (sequential markings).

3. 600/1000V Distribution cable [PVC low voltage cables]

This cable shall be of the 4-core, plain annealed stranded copper, shaped conductor with PVC insulation. Cable, PVC outer sheathing, steel wire armouring and PVC inner sheathing to be manufactured in accordance with the requirements of SANS 1507. Cable will be ordered in drum lengths of 300 or 500m as required. Cable to be marked in meters (sequential markings).

4. 3,3kV PVC SWA Cable

To SANS 1507-3, 1900/3300v 3 core, PVC insulated, bedded and screened, Steel wire armoured. Cable will be ordered in drum lengths of 300 or 500m as required. Cable to be marked in meters (sequential markings).

5. Flexible General-Purpose Trailing Cable

Flexible copper conductor (Class 5 Annealed Copper Conductor), EPR based rubber insulated, core laid up and Neoprene rubber sheeted.

6. Power Panel Flex Cable

Single core Flexible copper conductor to SANS 1411 part 1, insulated with general purpose flexible grade PVC and sheathed a flexible grade waterproof PVC/ Nitrile. SANS 1574-3, temperature -10 – 70 Degrees, 600/100V.

7. 500mm², Single Core 11kV XLPE Armoured Underground Cable, Copper tape screened, PVC bedded, Copper wire, armoured and PVC sheathed.

This cable shall be of the 1-core stranded, compacted circular copper conductor and must comply with the specifications of SANS 1339. The colour of the outer sheath shall be black (UV stabilised). Apart from the requirements and specifications, the outer surface of the sheath shall also be embossed with the size of the cable at regular intervals and to be marked in metres (sequential markings).

SECTION B [ALUMINIUM]

Same (mostly) as Section A, but with Aluminium conductor.

1. 11kV XLPE Aluminium Cable (Water blocked only)

Type A

This cable shall be of the 3-core stranded, compacted circular aluminium conductor and must comply with the specifications of SANS 1339. The colour of the outer sheath shall be black (UV stabilised); XLPE insulated, individually copper tape screened, flame retardant PVC bedded, galvanized steel wire armoured, medium density Polyethylene sheathed.

Apart from the requirements and specifications, the outer surface of the sheath shall also be embossed with the size of the cable at regular intervals. Cable to be marked in meters (sequential markings).

CONDUCTOR – COPPER AND ALUMINIUM

1. Hard Drawn Copper Conductor for Power distribution

The conductor shall meet the specifications of SANS 182-1.

A consignment shall not be less than the manufacturer's minimum standard length per drum.

2. Aluminium Alloy Conductor for Power distribution

The conductor shall meet the specifications of SANS 182-2 and shall be impregnated with an anti-corrosive inhibitor. A consignment shall not be less than the manufacturer's minimum standard length per drum.

DELIVERY

MUNICIPAL MAIN STORE OR ELECTRICAL STORE, VREDENBURG

ITEM 9: SUPPLY AND DELIVERY OF AERIAL BUNDLE CONDUCTOR

General

Item must comply with applicable SABS standards (SANS 1418-1 & 2).

Standard Specifications

Aerial bundle conductors offered shall comply with the relevant National Specifications. The name of the cable manufacturer shall also be clearly stated on the tender.

Any other offers will be considered if the following minimum requirements are met and can be acceptably proved by the Tenderer.

Operating conditions

- | | |
|--|--|
| 1. Nominal system voltage | 400V or 11000V |
| 2. Average maximum summer ambient temperature | 40°C |
| 3. Average minimum winter ambient temperature | -5°C |
| 4. Pollution conditions | Tenderers to assume severe marine conditions |
| 5. Ultraviolet radiation level | |
| 6. Wind speed for design | 120 km/h |
| 1/50 microsecond impulse withstand | 15kV peak |
| Voltage (type testing only) | |
| Continuous conductor operating temperature allowable that will not damage the insulation | |
| | 75°C minimum |
| Allowable final conductor temperature | 250°C |

The insulation shall further carry the neutral and phase identification. All forms of core identification shall be clearly and indelibly marked at intervals not exceeding 250mm. Preference shall be given from the same supplier, or an alternative local source.

Composition of bundle

Each bundle shall consist of the following:

Three hard drawn (3/4 hard) stranded and circularly compacted electrical grade aluminium phase conductors of the specified cross – sectional area and insulated as further specified herein.

One stranded and circularly compacted aluminium alloy conductor, with a cross section and current rating which shall not be less than 50% of the specified phase conductor size, insulated as specified further herein, to serve as neutral conductor.

If required and specified herein, one hard drawn (3/4 hard) stranded and circularly compacted electrical grade aluminium streetlight conductor of the specified cross-sectional area and as further specified herein.

Tenderers may offer alternative bundle compositions (e.g. messenger plus four aluminium phase conductors) provided that:

The neutral/messenger insulation shall be electrical equivalent to the phase conductor insulation.

The neutral/messenger current rating shall not be less than 50% of the phase conductor current rating.

Conductor Insulation

Preference shall be given to insulation systems with a proven long-term success record in tropical and high ultraviolet radiation conditions. Such proof shall be provided with the tender.

Preference will be given to extruded cross-linked polyethylene insulation with a minimum thickness of 1,3 mm, suitably treated against ultraviolet radiation levels that may be expected anywhere in Southern Africa.

The following minimum requirements must be met for the 400V ABC:

Highest continuous system voltage	440V RMS, phase to phase
Continuous 50Hz withstand voltage	1 000V RMS
15 minute 50Hz withstand voltage	2,5kV RMS

DELIVERY: MUNICIPAL MAIN STORE OR ELECTRICAL STORE, VREDENBURG

ITEM 10:

SUPPLY AND DELIVERY OF RECLOSING UNITS WITH ASSOCIATED EQUIPMENT

1. General

The units must be vacuum break gas insulated automatic circuit reclosers for outdoor use on the West Coast on a 11KV network and must be designed to allow for longevity, optimized performance and automation, remote control and monitoring. The units must be equipped with Remote Terminal Units (RTU's) and modems/radios as standard equipment, including displays, power supplies, batteries, wiring connectors or enclosures that are required.

Each unit shall consist of:

A: Main Reclosing Unit

B: 2 x Load Break Devices

2. Brief Specifications

A: Main Reclosing Unit

Voltage: 11/12KV

Load Current: 400A
Tank/Enclosure: Stainless Steel (316)
Contact Break: Vacuum Interruption
Insulation: SF6
Position: Pole mounted
Climate: Coastal, ambient temperature 0 – 40 degrees Celsius

Auxiliary Power

An auxiliary transformer, which shall also be pole mounted, with a voltage ratio of 11000/230, must be supplied with all fittings, cabling and control gear that may be required.

Telemetry Interface (optional)

Interfaced to our SCADA system either through its built-in V23 modem and a radio and an uninterruptible power supply must be included for radio communication when the power is off. UPS must be mounted inside the communications cubicle. Telemetry protocols of Council must be supported.

Remote Indications needed:

Breaker status, Line Voltage, Load Current Instantaneous, Fault Indications, AC & DC Aux supply voltages, Gas loss/low pressure

Computer Interface

The Operating System must be a Windows based software program for programming from a personal computer with a computer-based software package to allow off-line and on-line programming, monitoring and control of the recloser via a RS232 port or an USB converted serial port.

Remote Control

Units must be able to be individually remote controlled and monitored by radio signal and provide features such as alarm and event handling, instantaneous load and maximum demand for report generation.

Remote Operations needed:

Recloser: On/Off
SEF: On/Off
ARC: On/Off

Installation & Layout

The recloser shall be pole mounted at a minimum height of 5000mm at unit floor level with a pole mounted control and communications cubicle which must house the operator control panel and micro-electronics at ground level at an operating height of not less than 1500mm from ground. A detachable control cable must be used to connect the cubicle to the recloser controls.

Lightning arrestors (supplied by Tenderer) must be mounted on mountings that shall be provided for such installation on the main unit.

Recloser bushings must be so designed to accommodate either a 185mm² copper cable or OAK aluminium conductor or any smaller size of either copper or aluminium.

A clearly visible external pointer must indicate the service contact position.

Compulsory Standard Fittings

1. Bushing boots and 185 mm² copper insulated cable tails rated at 400A to provide for less faults caused by birds and other wildlife.
2. Ground operated hook stick.

Protection features

The recloser unit must provide the following protection:

1. Over current (settings in units of 25 from 100 up to 400A)
2. Earth Fault (settings in units of 10 from 40 up to 100A)
3. Sensitive Earth Fault (settings in units of 1 from 4 up to 20A)
4. Instantaneous Protection: Multiplier x Setting Current, range: 1 - 20
5. Recloses to lock-out: 4 – must be time selectable from 0,5 to 180 seconds for Overcurrent and Earth Fault only, no reclosing on Sensitive E/F.
6. Inverse Time Curves: Standard Inverse, Very Inverse and Extremely Inverse
7. SEF time settings in seconds from 0.1 up to 20 DTL

B: Load Break Devices

Two units must be supplied with each reclosing unit as in Item A.

Current rating:	400Amp continuous
Current Load break:	200A
Line voltage:	up to 22kV
Operating mechanism:	PULL-TO-OPEN, PULL-TO-CLOSE high-level spring-close mechanism.
Insulators:	Cycloaliphatic epoxy, 650mm creepage, 150kV BIL
Installation:	Pole mounted

Compulsory:

1. LOW LEVEL MECHANISM

A padlocking facility is an essential requirement [low level operating mechanism or equivalent type of mechanism] for lock-out during maintenance on the overhead line.

2. LOAD BREAKING CAPABILITY

The load-breaking capability of 200A by the installation of a well-proven arc control device is an essential requirement.

IMPORTANT

- i. Specification Sheets for all items tendered must be included with the tender document.
- ii. All spares/tools/equipment necessary to install the units tendered must be included in the tender price.
- iii. All additional labour/commissioning/testing needed to make the units fully functional after installation must be included in the tender price.
- iv. Notwithstanding any of the above brief specification or any omissions therein, units tendered must be fully functional items at delivery and any costs to alter/modify these units for full functionality after I installation, will be for the tenderer's account.
- v. The reclosing units must be commissioned by the Tenderer on installation thereof on the network and costs must be included in the tender price.

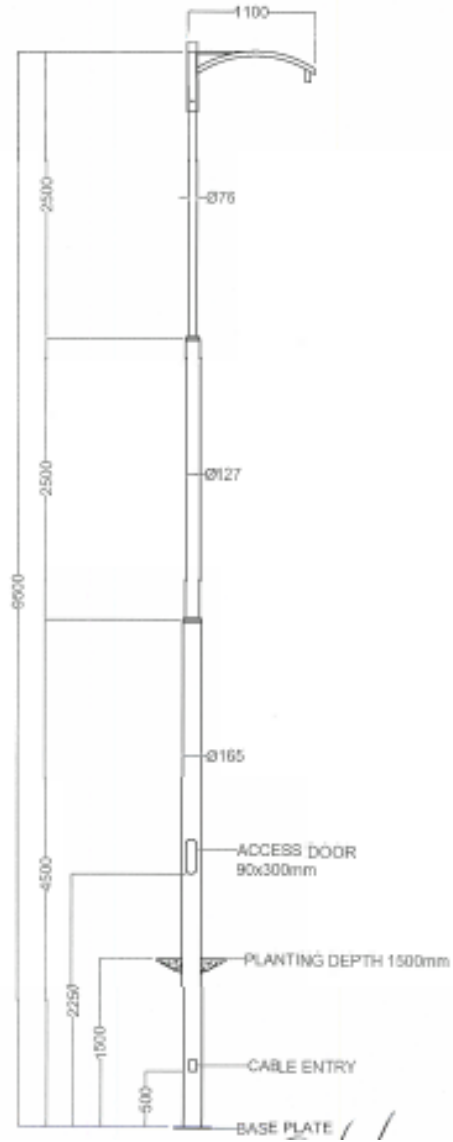
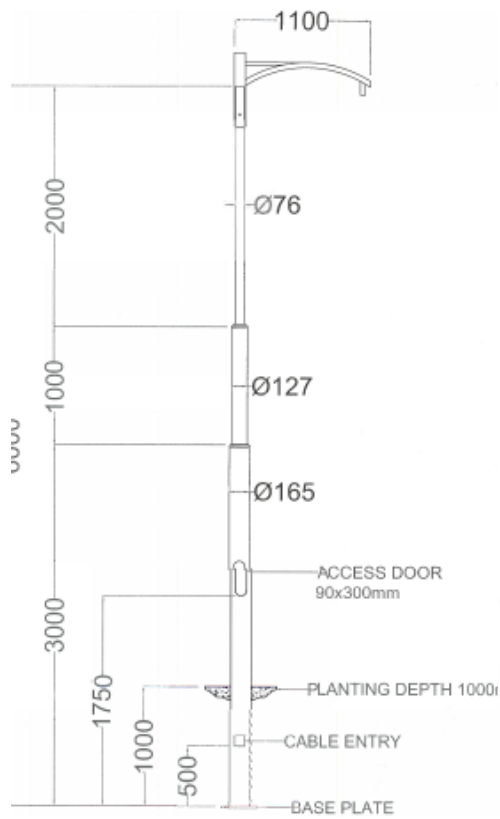
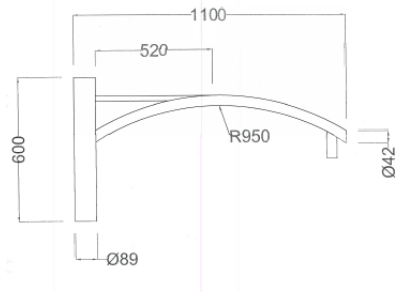
DELIVERY

Municipal Main Store or Electrical Store, Vredenburg

ITEM 11:

SUPPLY AND DELIVERY OF WOODEN POLES

- 1. Creosoted poles shall meet the specification of SANS 753 and 754 and shall carry the relevant SABS/SANS mark. All poles shall be clearly marked at 3 metres from the foot of the pole with a unique marked or colour stained data plate or stainless-steel strapping
 - 1.1 **9,0 meter Poles - 160 to 200mm tops - (Class A or Class B)**
Top and bottom ends of each pole shall be strapped with suitable strapping method.
 - 1.2 **10,0 meter Poles - 170 to 200mm tops - (Class A or Class B)**
Top and bottom ends of each pole shall be strapped with suitable strapping method.
 - 1.3 **11,0 meter poles - 180 to 200mm tops (Class AA or Class A)**
Top and bottom ends of each pole shall be strapped with suitable strapping method.
 - 1.4 **13,0 meter poles - 180 to 220mm tops (Class AA or Class A)**
Top and bottom ends of each pole shall be strapped with suitable strapping method.
- 2. **Quantities for a single order**
A consignment shall consist of a minimum of 50 poles (mixed quantities, as specified under 1.1 to 1.4).
- 3. **Delivery**
Municipal Main Store or Electrical Store, Vredenburg



6. Delivery

Municipal Main Store or Electrical Store, Vredenburg

ITEM 13:

MEDIUM VOLTAGE INDOOR BREAKER UPGRADING / RETROFITTING

A. INDOOR MEDIUM VOLTAGE BREAKER UPGRADING / RETROFIT

The retrofit medium voltage circuit breaker must consist of three separate vacuum circuit breaker poles that are maintenance free lifelong sealed units. The opening and closing operations shall be a stored energy, mechanically operated mechanism which performs independently from that of the operator's actions. The breaker shall be of the type horizontally withdrawn to the service, earth or fully withdrawn positions. Raising and lowering of the circuit breaker is by means of a geared mechanism with a removable operating handle. Motorized raising and lowering of the circuit breaker shall be quoted as an optional feature. Secondary connections between the circuit breaker and the enclosure shall be by means of self-aligning isolating contacts, which are located on the inner right-hand side of the circuit breaker compartment. The contacts in the vacuum interrupters shall be of a design with special spiral geometry that creates a self-generated rotating magnetic field over the full area of the arc column.

INTERLOCKS

Safety shall be ensured by simple positive interlocks which will prevent:

- Racking up or down of a closed-circuit breaker.
- Moving of a circuit breaker unless it is fully lowered.
- Locating of a circuit breaker in any other position that the one selected.
- Closing of a circuit breaker unless it is fully raised or fully lowered.
- Closing of a circuit breaker when fully raised unless the required secondary connections are made.

EXISTING UNITS TO BE REPLACED

- Reyrolle type LMT, LMS, LMR switchgear panel.
- Manual mechanism.

SUPPLY, COMMISSIONING, TESTING

Units supplied shall be commissioned and tested by the manufacturer after delivery and before installation, and thereafter, a test certificate shall be supplied to council for each unit. All modifications to the existing panels, additional control gear or instrumentation shall be included in the price.

GUARANTEE

Units shall have a 1 (one) year guarantee on design, manufacturing and workmanship after installation.

B. OUTDOOR HIGH VOLTAGE BREAKER UPGRADING / RETROFIT

The retrofit 66kV high voltage circuit breaker must consist of three separate vacuum circuit breaker poles that are maintenance free, lifelong sealed units. The opening and closing operations shall be a stored energy, mechanically operated mechanism which performs independently from that of the operator's actions. The breaker shall be of the vertical type. Motorized spring charging shall be used.

The contacts in the vacuum interrupters shall be of a design with special spiral geometry that creates a self-generated rotating magnetic field over the full area of the arc column.

INTERLOCKS

Safety shall be ensured by simple positive interlocks which will prevent accidental closing/opening of the unit.

SUPPLY, COMMISSIONING, TESTING

The base plinths shall be modified/alterd by the tenderer if needed. All 66KV connections and earthing that may be required to be altered for the new units are the responsibility of the tender as well as the cost thereof. **Units supplied shall be commissioned and tested by the tenderer after installation and a test certificate shall be supplied to council for each unit.** All modifications to the existing panels, additional control gear or instrumentation shall be included in the price.

GUARANTEE

Units shall have a 3 (three) year guarantee on design, manufacturing and workmanship after installation.

DELIVERY

Municipal Main Store or Electrical Store, Vredenburg.

ITEM 14: SUPPLY & DELIVERY OF ELECTRICAL DISTRIBUTION KIOSKS

The boxes and kiosks are required for use on a 230/400V, 50Hz, 3-phase 4-wire, underground cable system, the neutral of which is solidly earthed.

All the equipment supplied shall be suitable for continuous operation under the harsh West Coast conditions, as well as vandal proof in design. Therefore, it shall be so designed as to ensure adequate protection against corrosion and vandalism.

General Requirements

The unit shall comprise a root, an outer shell, and an internal frame supporting and equipment mounting board and supporting the incoming and outgoing cables. The unit shall be constructed from polyethylene or SMC (Sheet Moulding Compound) as detailed in the specific requirements. Busbars to be delivered separate from kiosks [not installed]

Polyethylene units shall be manufactured from Linear Low-Density Polyethylene using the rotational moulding method. The unit shall be rigidly moulded and shall have a high impact resistance and mechanical strength. The polyethylene compound used shall be chemically resistant and shall be resistant to deterioration from prolonged contact with soil and/or moisture. The unit shall be resistant to abrasion and heat and shall be specifically treated with stabilizing additives. To provide enhanced ultraviolet (UV) breakdown resistance. The Tenderer shall detail in the tender documents the minimum service life expectancy of the unit before UV radiation adversely affects the rigidity, mechanical strength and/or composition of the polyethylene compound, the materials used shall be free from blow holes or any other defects.

The polyethylene component parts shall be manufactured within close tolerances and shall permit interchange ability of similar parts. Polyethylene units shall have an internal frame constructed from self-supporting polyethylene equipment mounting panel.

The degree of protection of the installed kiosk shall be at least IP 54 to SANS 60529.

The units shall be fitted with bus bars, earth bars, neutral bars and consumer neutral bars. All internal equipment to be supplied separately, including all mounting devices.

The bus bars and neutral bars shall be tinned high conductivity copper bus bars in accordance with SANS 1195. Unless otherwise stated below, the phase and neutral bus bars shall have a minimum uniform cross-sectional area of 200mm² and shall be rated to carry a continuous current of 400A. The bulbar temperature at rated load shall not exceed 70°C.

The bus bars and neutral bars shall be pre-drilled, prior to tinning, in accordance with the requirements specified for the particular unit type. The bus bars and neutral bars shall be fitted with close tolerance stainless steel bolts, nuts and washers at all connecting points.

The bus bars shall be mounted on red, white and blue colour coded stand-off insulators. The bus bars shall be permanently colour coded in an approved manner to allow identification of the red, white and blue phases and the neutral bar. Red phase shall be situated at the top.

The neutral bar shall be insulated from earth by means of black stand-off insulators. The neutral bar and consumer neutral bar, where applicable, shall be connected to the earth bar with a 25mm x 3mm solid copper earth strap [to be supplied separately].

The bus bar insulators shall be nylon colour coded type M8 stand-off Insulators. The Insulators shall be rated to withstand a working voltage of 1000V under normal and damp conditions and shall be rated to withstand high voltage tests of 2kV for 5 minutes. The bus bars shall be suitably insulated with heat shrink insulation wherever practicable, and in an approved manner, to prevent accidental contact.

One or more vertical face horizontal I-"Unistrut" cable clamping rails shall be affixed at the bottom of the unit's frame and shall extend the full width of the unit. Cable clamping facilities shall be provided for incoming cables at the back of the mounting panel and for consumer cables at the front of the mounting panel. Galvanized or stainless-steel K-clamps or other approved means of clamping cables of varying sizes securely shall be provided.

For all units manufactured from polyethylene, all non-current carrying metal parts, cable armouring and equipment shall be suitably bonded to the earth bar and suitably treated against corrosion. The earth stud, neutral bus bar and earth bus bar shall be connected in accordance with the requirements specified for the particular unit's type.

A 150mm x 160mm SANS 1186-1 Type WW7 danger sign, including the words "Danger, Gevaar, Ingozi", on the back and front of each unit. In the case of non-steel units, the danger signs shall be

in the form of an indelibly marked vinyl sticker. No rivets or bolts shall be used to fix the danger sign and the danger sign shall not be painted onto the unit.

Vandal proof Polyethylene: 6-Way, 9-Way Double Door Kiosks

- Polyethylene Shall be manufactured from compounded dark grey UV stabilised Linear Low Density Polyethylene (LLDPE) using rotational moulding. Such UV Polyethylene to carry a 25 year UV guarantee.
- The design of the unit to be such that all external surfaces are “rounded” to prevent buckling.
- Shall be rigidly moulded and have high impact resistance and dielectric strength.
- Kiosk wall thickness shall be at least 6 -7 mm throughout.
- LLDPE used must be chemically resistant and resistant to deterioration from prolonged contact with soil and/or moisture.
- Must be resistant to abrasion and heat and specifically treated with stabilising additives to provide enhanced UV breakdown resistance.
- Materials used must be free from blow holes and defects. Frame: Root must be moulded incorporating a self-supporting polyethylene equipment mounting panel, so as to decrease the likelihood of condensation. The frame must contain a 19mm wooden block board inserted the whole width and length of the frame.

Colouring

- All Kiosks shall be coloured “Light Grey – UV25.”

Doors & Hinges

- Must be manufactured from polyethylene.
- Danger labels on the doors must be of the mould-in graphic type.
- Doors must open at least 130 degrees with hinges being an integral part of the moulding process.
- No piano hinges will be accepted.
- Doors to be removable on site for ease of installation, maintenance and replacement (where necessary).
- Stainless Steel 3 Point gravity pad lockable locking mechanism to be provided for both doors.
- Polyethylene external lock cover box to cover locks to be provided for both doors.
- A polyethylene legend holder with card must be riveted to the inside of the consumer door.
- All rivets, bolts, nuts, washers and set screws must be Stainless Steel.

Din Rail

- Two lengths of 35mm perforated din rail to be fitted the width of the back board on the consumer side for mounting of CB's and split meters. (Metering kiosks only)

Cable Termination

- Galvanised heavy duty Unistrut 40 x 20mm is to be installed on both the incomer and consumer side of the kiosk, for cable termination and must be connected to the Earth and neutral bars by means of 70mm² cable

Busbars

- All kiosks must be fitted with phase busbars, earth bars and neutral bars.
- All Busbars to be high conductivity tinned copper.
- Phase Busbars are to be mounted horizontally on a moulded 3Ph staggered polyethylene Busbar holder.
- Phase Busbars must be capable of accommodating 3 x 300mm cables (per phase) and must be heat shrink colour coded red, white, and blue.
- A polyethylene Busbar shroud, which is enclosed on top and sides for safety, to be fitted over the phase Busbars.
- The Busbar shroud is to include a mould-in graphics danger label, as well as a trafolite danger live Busbars label.
- Busbars must be predrilled prior to tinning or galvanising.
- Busbars must be fitted with close tolerance stainless steel bolts, nuts, spring and flat washers at all connecting points.
- Neutral and Earth bars are to be fitted to the consumer side of the kiosk and must extend through to the incoming side.
- No interconnecting cables will be allowed.
- Earth and Neutral bars to be connected by means of 70mm wire (green), bolted to Unistrut.
- Phase, neutral and earth bar shall be dimensioned as detailed in Table 1:

Table 1:

Distribution Kiosk Type	Main & Neutral Busbars			Earth Bar	
	Cross Section (mm)	Pre-drilling Requirements (Excl Mountings) (mm dia)		Cross Section (mm)	Pre-drilling Requirements (Excl Mountings) (mm dia)
		Main Busbars	Neutral Busbar		
6-Way	25 x 6 (470A)	3 x 6.5	9 x 6.5	25 x 6	9 x 6.5
		3 x 10.5	3 x 10.5		3 x 10.5
9-Way	32 x 6 (560A)	4 x 6.5	12 x 6.5	32 x 6	12 x 6.5
		3 x 10.5	3 x 10.5		3 x 10.5

CARAVAN BOXES

All AP/Caravan boxes shall be fitted with a steel pole bracket for BAND-IT® strapping and a double row of DIN railing, neutral bar and earth bar. Front opening of the AP boxes shall be so designed to ensure maximum free working area for operators.

Caravan Boxes shall be fitted with:

2 x 63A Earth Leakage unit (30mA)

1 x 16A MCB for each **consumer plug combination**

1 x Live Terminal Block, covered, 4-way, up to 25mm² (for one feeder cable and 3 feed-offs)

1 x Neutral Terminal Block, covered, 4-way, up to 25mm² (for one feeder cable and 3 feed-offs)

Consumer plug combination: 1 x switchable 16A 3 pin plug internally fitted

No open conductive parts - all conductive equipment shall be covered from accidental touching to SANS10142-1.

Box shall be so designed that the extension leads from the internal plugs run through a slotted area, allowing for complete closure of the lid with up to 4 leads plugged into the units.

For the 'Caravan plug only' configuration, a maximum of two plugs will be allowed per earth leakage unit. Thus, 4-way shall have 2 earth leakage units.

Unit combinations for both dual plug and caravan plug only:

2 x consumer outlet on the 2-way unit (1 Earth Leakage)

4 x consumer outlet on the 4-way unit (2 Earth Leakages)

DELIVERY

MUNICIPAL MAIN STORE OR ELECTRICAL STORE, VREDENBURG

ITEM 15: HIGH MAST LIGHTING

1. MASTS

15m masts to be supplied and pre-fitted with 6 LED luminaires

30m masts to be supplied and pre-fitted with 9 LED luminaires

1.1 Construction

The masts shall be constructed from conical sections which, when assembled, will form a tapered column of ***circular cross section***. There shall be no fillet welds of the overlaps. The sections shall be joined by friction fit only. The mast shall be lightweight construction and a base plate shall be welded to the bottom end of the lowest section suitably drilled for foundation bolts.

All welding to be subjected to SABS Spec 044 Part 3 Grade B and shall be carried out by SABS coded welders only. Proof that all welders have been tested by the SABS. must be submitted on request.

The steel used in the manufacture of the mast shall have ***an ultimate tensile strength of between 450 and 500MPa*** and identical to ISCOR steel quality JIS G3444 STK 500.

Proof must be supplied that the manufacture is ISO 9001 accredited.

1.2 **Dimensions**

The mast offered shall give an overall floodlight mounting height of 15m and 30m.

The cross-section and wall thickness of the mast are determined on the basis of the working loads.

1.3 **Working Loads**

The mast shall be designed in accordance with the SABS 0225 Code of Practice for the design and construction of lighting masts.

1.4 **Raising and Lowering Device**

The mast shall be equipped with a ***suitable hoisting mechanism***. All shafts, split pins, bolts, nuts and washers shall be prevented from rotating in their housings

The luminaire carriage shall be drawn against three inverted cones to ensure level positioning of the fittings in the operation position.

The hoisting ropes, which will remain under tension at all times, shall terminate inside the mast on a clevis plate, to which the rope of the hoisting unit can be connected or to which, when in the raised position, the locking device can be attached.

The locking device shall be secured to a structurally sound member of the mast base. The other ends of the hoisting ropes shall be firmly secured to the luminaire carriage. Rope ends shall not be secured by Crosby clamps and only "Talurit" type ferrules of compatible material shall be used. In addition, a safety chain shall be provided between the clevis plate and a structurally sound member of the mast base.

All fasteners connected with the raising and lowering device shall be secured by Nylok type nuts or stainless-steel split pins. The luminaire carriage shall consist of two flanged halves to facilitate the removal thereof from the erected mast.

1.5 **Hoisting Unit (3 WIRE SYSTEM)**

This shall be a single drum worm gear winch with a 50:1 ratio and suitable for manual or power operation. The winch shall run in a fully enclosed oil bath. It shall be possible for the winch to be removed, if so desired, thus not requiring a winch in each mast.

1.6 **Access Opening**

An access door adequately protected against the weather shall be provided in the mast, with the bottom lintel 600mm above the base plate. The door shall be adequately protected against vandalism and secured by three screws requiring a special opening tool. The opening in the mast shall be reinforced by a doorframe. The mounting strips welded opposite the door opening shall be drilled for the mounting of a control board. Earth terminals, as well as a support bar for the incoming supply cables, shall be provided below the door opening.

1.7 **Corrosion Protection**

All parts of the mast and raising and lowering device, not specified as manufactured from stainless steel, shall be hot dip galvanised to SABS 763/1977 and inspection certificated provided if required. No welding, drilling, punching, bending or removal of burrs shall be carried out after galvanising.

1.8 Electrical Connection to the Luminaires

A flexible, heavy-duty trailing cable which runs over a separate set of nylon sheaves at the head frame shall be provided. Sheaves shall be of nylon, running on stainless steel shafts. The shafts shall be positively secured from rotating in their housings. The nylon sheaves shall be adequately sized to prevent deformation of the cable. The trailing cable shall be firmly connected to the luminaire carriage at its one end and to the clevis plate at the other end. Suitable connectors of the CEE type or connectors meeting IP55 within DIN 40-050 shall be provided.

1.9 Foundations

Each mast shall be supplied with foundation bolts and templates. The bolts shall be hot dip galvanised over their entire length to SABS 763/1977. Two galvanised nuts, two washers and one spring washer shall be supplied for each bolt. The number of foundation bolts shall be determined according to the design. Calculations shall be submitted upon request. A foundation plan, adequately designed for the conditions as per 1.3 of this specification, giving details of the reinforcing required shall be submitted. Soil pressure and overturning safety factor shall be stated. All reinforcing and foundation bolts shall have a minimum of 100mm concrete cover. The 28 days cube strength of the concrete shall be 25MPa. All foundations shall have a circular flat base from which a square plinth shall rise to above the surrounding ground level. One or two PVC, Class B cable sleeves shall be provided from the centre of the top of the foundation plinth, through the concrete to a point below ground level on the side of the plinth. After in-situ casting of the foundation, the slab shall be covered by earth, properly compacted. The area around the plinth shall be brought to the original level and shall be left neat and tidy.

2. Flood light specifications

The luminaires shall consist of high pressure die cast aluminium and stainless-steel lamp housings with a separate but attached control gearbox's (if needed) and shall be designed to operate LED lights with the following configurations: 15 metre masts – at least 6 luminaires, 30 metre masts – at least 9 luminaires.

300-Watt LED Flood Lights

Specifications

- Light Source - Power LED
- Input Voltage(V) - 48V /DC&AC85V-265V
- Lamp power (W) - 300 W
- Light Lumens - 28100 LM
- Lumen Efficiency - 100 Lm/w
- CRI (Ra>) - 85
- Light Color - Pure white
- Working temperature - 40-55 degree Celsius
- Working lifetime (hour) - 50000 hours
- Material of lamp body - Aluminium
- Mounting Stirrup - Galvanised or Stainless steel
- IP Rating - IP65
- Warranty - 3 Years
- Lighting Angle - 120 Degrees light angle

300W LED Edison Flood Light or equivalent

Notwithstanding any omissions, all items shall be delivered fully functional and operational, complying with the minimum specifications and SANS standards. Additional cost to comply shall be for the account of the Tenderer.

3. Particulars of the system

The electrical system is required for operation on a 230/400V, 50Hz, 3 Phase, 4 wire system.

The equipment supplied shall be suitable for continuous operation under the following conditions:

Altitude	: Sea Level
Minimum Temperature	: -5°C
Maximum Temperature	: + 40°C
Average mean Temp	: 24°C

The mast will be exposed to salt-laden atmosphere and high winds, therefore, shall be such as to ensure maximum protection against corrosion.

4. Wiring

All wiring shall conform to the wiring Code (SANS 10142-1). Wiring shall be neat.

5. Electricity Supply

The Local Authority will be responsible for the installation of the electricity supply from the point of supply to the point of consumption (Mast).

6. Testing

The contractor shall provide at his own cost the tools, instruments, equipment and consumables necessary for the performance of the test required. The contractor shall further arrange for the tests to be performed at times suitable for the Local Authority. All tests shall be performed with the Local Authority present. The contractor shall hand over the original copies of all test certificates to the Local Authority on completion of the project.

7. Drawings and Information

The contractor shall submit 3 copies of the following documents:

Brochures and technical information regarding the unit.

A plan of the reinforcement in the Plinth and its dimensions

A plan of the 15/30m mast dimensions

A plan of the Head Assembly

A plan of the Base compartment

Operational and maintenance manuals

8. Delivery

MUNICIPAL MAIN STORE OR ELECTRICAL STORE, VREDENBURG

ITEM 16: SUPPLY AND DELIVERY OF NER/NEC OR NER/NEC/AUX [NECRT]

1. 11kV/400V 360A NEUTRAL EARTHING COMPENSATOR/RESISTOR

Conservator and breather to be fitted.
 West Coast treatment on a 3CR12 [or better] steel construction
 Insulation on MV side to be at 22kV
 Drain/oil sampling taps
 Copper windings
 Bucholtz relay with Normally open contacts
 Thermometer pocket and indicator with Normally open contacts
 Radiators must be zinc metal coated
 Current transformer 100/1 10VA 10P10

NER/NEC/AUX transformers:

1. Voltage 11000V to 400V 100kVA, 3 phase 4 wire 50Hz, Insulation level voltage (ILV): 12/28/95kV to IEC 289:1988, ONAN
2. Rated Current on MV for 10 seconds 360A and 10A continuous.
3. Outdoor units to cater for a lockable meter compartment for 100A MCB, secondary terminal bushings, etc. all marked.
4. Outdoor units must be West Coast treated and of the closed bushing type and mounted on skids for plinth or steel structure installation.
5. Protective CT's to BS 3983 [1 ZN - Class X, 600/1A], [2 ZN – Class 10-10P-10, 350/1A]

2. Transformer must comply with ESKOM/IEC standards and ISO 9001:2015

1. Ground mounted [plinth] with skid plates

2. Closed bushings

Bolted plates over dry compartments.

8. Alternative: NECRT

100kVA transformer output with lockable cubicle and 150A MCB fitted.

9. DELIVERY

MUNICIPAL MAIN STORE OR ELECTRICAL STORE, VREDENBURG

ITEM 17: MEASURING TRANSFORMERS

[a] Measuring transformers:

1. Voltage 11000V to 110V 3 phase 4 wire 50Hz, Insulation level voltage (ILV) : 12 /28/95kV, Vector Group: Star / Star, Burden: 100 VA, Accuracy: Class 0.5
2. Current ratios 100/50/25-5A or 200/100/50-5A, Insulation level voltage (ILV): 12/28/95kV, 15VA Class 1, Short time rating: 20 kA for 1 second
3. Outdoor units to cater for a meter compartment complete with VT fuses, CT secondary terminal bushings, all marked.
4. Outdoor units shall be encased in a galvanised or 3CR12 [Dove grey] enclosure with similar specifications to the outdoor switches in Item 4 & 5.

3. Outdoor units to cater for a lockable meter compartment for 100A MCB, secondary terminal bushings, etc. all marked.

ITEM 18: STATIC CAPACITOR

A. CAPACITOR

1. 11KV, 400KVAR, 3 Phase Pole Mount Shunt Type Voltage Boosting Capacitor.
2. Insulation Level Preferred To Be At 22KV.
3. All external material to be West Coast treated.
4. Carrier frame/Mounting Bracket to be hot dipped galvanise.
5. DELIVERY, ELECTRICAL WORKSHOP, VREDENBURG

ITEM 19: STEEL DISTRIBUTION CABINET & CABLE

A. STEEL CABINETS

Kiosks must comply fully with the following specifications:

Kiosk construction to be 2 mm 3CR12 S/Steel – no other material will be accepted

Kiosk roof to have at least a 40 degree “pitched” angle from both front and back

Both front and rear roof covers must be detachable. However, these must not be removable when kiosk doors are closed

Doors must open at least 90 degrees with a incorporated wind stay in order for the door to be in a “stay put” position when open

No door stay of either the folding or telescopic types are permitted

Stainless Steel internal concealed hinges – no external hinges will be accepted

Rubber gasket to be fitted between the doors & kiosk frame

Only Perano Heavy Duty Lever Lock 30 mm will be accepted

3 Point Drive Lock System (must be a flatbar kit) Round Bar will not be allowed

Padlock & Locking Mechanism must be covered with a lock box

Rubber gasket to be fitted between the doors & kiosk frame

All surfaces to be cleaned (acid wash) before primer is applied

Suitable primer for proper etching

Kiosk to be epoxy powder coated - colour to be “Admiral Grey”

Treated 19 mm Block Board

All phase busbars to be 40 x 5 mm CCA and the E & N Bars to be 25 x 5 mm CCA – no solid copper for phase busbars, E & N bars will be accepted

Busbars, E & N Bars, to be attached to treated wooden back board by means of colour coded (M8) insulators. Earth Bar must be linked to the unistrut by means of 70 mm sq. bare copper

Conductor

Unistrut to be fitted on both incoming and consumer side of kiosk

Danger labels on the doors to be UV Resistant

“Live Busbars” warning sign on perspex busbar cover

Manufacturer must apply a sticker on the inside of the kiosk door with the manufacturer’s name and date of manufacturing

B. Ready Box Specification [Tap-off Consumption point]

Box construction to be 1.2 mm Electro-galvanized steel

Box to be constructed in such a way as to “secure equipment with NO access”

All equipment to be mounted on 35 mm internal Din Rail

Bulkhead to be in a secured separate compartment on top of the main board which can be accessed via hexanol bolts in order to change globe

“Steel Mesh” to cover bulkhead
 Epoxy powder coated “Admiral Grey”
 Equipment to be contained within the box:
 1 x 20A Earth Leakage (30MA)
 1 x 20A MCB’s
 1 x 16A Switch Socket
 1 x 6A Euro Socket
 1 X Switched Bulkhead + Globe

C. Cable Specification

Armoured cable 2 core 10mm² (SWA102)

ITEM 20: POLYCARBONATE CONSUMPTION POINT [TAP-OFF]

A. Ready Box Specification [Tap-off Consumption point]

Box construction to be Standard general purpose polyester enclosure (GRP)

Box to be constructed in such a way as to “secure equipment with NO access”
 All equipment to be mounted on 35 mm internal Din Rail
 Bulkhead to be in a secured separate compartment on top of the main board which can be accessed via hexagonal bolts in order to change globe.
 “Steel Mesh” to cover bulkhead
 Equipment to be contained within the box:
 1 x 20A Earth Leakage (30mA)
 1 x 20A MCB’s
 1 x 16A Switch Socket
 1 x 6A Euro Socket
 1 X Switched Bulkhead + Globe

ITEM 21: DC STORAGE AND BACKUP

Battery charger top compartment with hinged flip top lid. Battery cells [Not included with this sub-item, around 25 - 30 cells on 30VDC and around 88 to 92 cells on 110VDC] to be located in the bottom compartment with steps and louvres provided. Floor standing units. Each compartment must have a separate hinged door/s. Cable entry at the right at the top of the cubicle. Must have a flip top lid for servicing, MCB’s & LED’s protruding through cut-out in door/s. Must comply with national standards, including Eskom specifications.

SPECIFICATIONS		
Output voltage range	110V	30V
Maximum output voltage	125V	35V
Float/Boost voltage	0-125V	0-35V
Analog voltmeter	150V	35V
Analog ammeter	15A	15A
Maximum output current	10A	10A
Float/ Boost current	0-10A	0-10A
28 Day autoboot	Y	Y
Low volts1 LED relay	Y	Y

Charger fail LED relay	Y	Y
High volts1 LED relay	Y	Y
Boost on	Y	Y
Mains fail	Y	Y
Earth fault -	Y	Y
Earth fault +	Y	Y
Mains on LED	Y	Y
Mains isolator	Y	Y
Charger isolator	Y	Y
Battery isolator	Y	Y
Load 1 MCB Isolator	Y	Y
Load 2 MCB Isolator	Y	Y
Standby MCB Isolator	Y	Y
Line voltage 230	215-245V	215-245V

100Ah capacity, Long lasting (15 – 20 years), Ni-Cd cells, Un = 1,2VDC d > 1.18 and < 1.22 kg/l
 Long standing periods, less than 2 minutes medium to very high discharges.
 Slow and steady discharge during load shedding for a substation switchgear panel bank.
 Covered terminals with stainless steel bridges, nuts and washers to be included with delivery.
 Housed in a suitable steel enclosure (95 cells) with pre-drilled holes for cable terminations.
 Stepped racking (lowest in front) for easy maintenance and inspections in the enclosure

20Ah and 30Ah capacity, Long lasting (15 – 20 years), Ni-Cd cell, 1,2VDC
 Long standing periods, less than 2 minutes medium to very high discharges.
 Covered terminals with stainless steel bridges, nuts and washers to be included with delivery.
 Housed in a suitable steel enclosure (90 cells) with pre-drilled holes for cable termination
 Stepped racking (lowest in front) for easy maintenance and inspections in the enclosure

ALCAD Ni-CD HC/HB OR LCE/LB or equivalent cells

14. PRICING SCHEDULE

(Please note that tender will be evaluated per item. All sub items should be completed in full to be found responsive for the specific item.)

SUPPLY AND DELIVERY OF ELECTRICAL NETWORK COMPONENTS TO SALDANHA BAY MUNICIPALITY FOR THE PERIOD 01 OCTOBER 2026 TILL 30 SEPTEMBER 2028.

I / We the undersigned, hereby acknowledge myself / ourselves fully conversant with the details and conditions as set out in the Specification and with the Conditions of Tendering and General Conditions of Purchase and Conditions of Tender attached hereto, and hereby agree to supply and deliver for a period of 24 months from the date of commencement of tender, in accordance therewith, the following:

ITEM 1: MINI-SUBSTATIONS

Item	Description	Manufacturer Make	Unit price 1 October 2026/ 30 September 2027	Unit price 1 October 2027/ 30 September 2028	Total Price Year 1+2	Delivery Period Weeks
A.1	315KVA WITH CCV RMU					
A.2	500KVA WITH CCV RMU					
A.3	630KVA WITH CCV RMU					
A.4	800KVA WITH CCV RMU					
A.5	1000KVA WITH CCV RMU					
B.1	DELIVERY, VREDENBURG					
TOTAL EXCLUDING 15% VAT						
15% VAT						
TOTAL INCLUDING 15% VAT						

TENDER SBM 31/25/26

ITEM 2: TRANSFORMERS

Item	Description	Manufacturer Make	Unit price 1 October 2026/ 30 September 2027	Unit price 1 October 2027/ 30 September 2028	Total Price Year 1+2	Delivery Period Weeks
A.1	1000KVA WITH ROLLERS TYPE 1					
A.2	630KVA WITH ROLLERS TYPE 1					
A.3	500KVA WITH ROLLERS TYPE 1					
A.4	630KVA TYPE 3 MINISUB REPLACEMENT PLATFORM					
A.5	500KVA TYPE 3 MINISUB REPLACEMENT PLATFORM					
A.6	315KVA – TYPE 3 MINISUB REPLACEMENT PLATFORM					
A.7	500KVA TYPE 2 WITH PLATFORM MOUNTING					
A.8	200KVA TYPE 3 WITH POLE/PLATFORM MOUNTING					
A.9	100KVA TYPE 3 WITH POLE/PLATFORM MOUNTING					
A.10	50KVA TYPE 3 WITH POLE/PLATFORM MOUNTING					
A.11	25KVA TYPE 3 WITH POLE/PLATFORM MOUNTING					
A.12	16KVA SINGLE PHASE TYPE 3 WITH POLE/PLATFORM MOUNTING					
B.1	DELIVERY, VREDENBURG					
TOTAL EXCLUDING 15% VAT						
15% VAT						
TOTAL INCLUDING 15% VAT						

TENDER SBM 31/25/26

ITEM 3: VT AND CT METERING TRANSFORMERS

Item	Description	Manufacturer Make	Unit price 1 October 2026/ 30 September 2027	Unit price 1 October 2027/ 30 September 2028	Total Price Year 1+2	Delivery Period Weeks
A.1	11KV to 110VAC, 25/50/100-5A CT'S INDOOR & OUTDOOR METERING UNIT FLOOR MOUNT					
A.2	11KV to 110VAC, 25/50/100-5A CT'S OUTDOOR METERING UNIT KIOSK MOUNT					
A.3	11KV to 110VAC, 50/100/200-5A CT'S INDOOR & OUTDOOR METERING UNIT FLOOR MOUNT					
A.4	11KV to 110VAC, 50/100/200-5A CT'S OUTDOOR METERING UNIT KIOSK MOUNT					
B.1	DELIVERY, VREDENBURG					
TOTAL EXCLUDING 15% VAT						
15% VAT						
TOTAL INCLUDING 15% VAT						

TENDER SBM 31/25/26

ITEM 4: RING MAIN UNITS – SF6 INSULATED, AIR INSULATED, VACUUM BREAK

ALL ITEM PRICES CONSISTS OF A SWITCH AND AN OUTDOOR KIOSK/ENCLOSURE

Item	Description	Manufacturer Make	Unit price 1 October 2026/ 30 September 2027	Unit price 1 October 2027/ 30 September 2028	Total Price Year 1+2	Delivery Period Weeks
A.1	630A CCV 200A UNIT WITH ENCLOSURE					
A.2	630A CCVV 200A UNIT WITH ENCLOSURE					
A.3	630A CCVVV 200A UNIT WITH ENCLOSURE					
A.4	630A CCV 400A UNIT WITH ENCLOSURE					
A.5	630A CCVV 400A UNIT WITH ENCLOSURE					
A.6	630A CCC VACUUM INSULATED UNIT WITH ENCLOSURE					
A.7	ADDITIONAL (EXTENSIBLE) V-UNIT 200A COMPATIBLE WITH ITEMS A.1 – A3 - WITH ENCLOSURE					
A.8	ADDITIONAL (EXTENSIBLE) V-UNIT 400A COMPATIBLE WITH ITEMS A.4 – A.5 - WITH ENCLOSURE					
B.1	DELIVERY, VREDENBURG					
TOTAL EXCLUDING 15% VAT						
15% VAT						
TOTAL INCLUDING 15% VAT						

TENDER SBM 31/25/26

ITEM 5: NETWORK SWITCH DISCONNECTOR

Item	Description	Manufacturer Make	Unit price 1 October 2026/ 30 September 2027	Unit price 1 October 2027/ 30 September 2028	Total Price Year 1+2	Delivery Period Weeks
A.1	400A CONTINUOUS LOAD / 200A LOAD BREAK – OVERHEAD LINE DISCONNECTOR SWITCH - MANUALLY OPERATED FROM GROUND LEVEL					
B.1	DELIVERY, VREDENBURG					
TOTAL EXCLUDING 15% VAT						
15% VAT						
TOTAL INCLUDING 15% VAT						

TENDER SBM 31/25/26

ITEM 6A: 11000V COPPER CABLE

Item	Description	Manufacturer Make	Unit price 1 October 2026/ 30 September 2027	Unit price 1 October 2027/ 30 September 2028	Total Price Year 1+2	Delivery Period Weeks
A.1	35mm ² PILE GDSTA 11/11KV TABLE 18					
A.2	70mm ² PILE GDSTA 11/11KV TABLE 18					
A.3	95mm ² PILE GDSTA 11/11KV TABLE 18					
A.4	185mm ² PILE GDSTA 11/11KV TABLE 18					
B.1	35mm ² XLPE 6.35/11KV ARMoured TYPE A					
B.2	70mm ² XLPE 6.35/11KV ARMoured TYPE A					
B.3	95mm ² XLPE 6.35/11KV ARMoured TYPE A					
B.4	120mm ² XLPE 6.35/11KV ARMoured TYPE A					
B.5	185mm ² XLPE 6.35/11KV ARMoured TYPE A					
B.6	240mm ² XLPE 6.35/11KV ARMoured TYPE A					
C.1	500mm ² XLPE 11KV Single CORE TYPE A (as per specification)					
D.1	DELIVERY, VREDENBURG					
TOTAL EXCLUDING 15% VAT						
15% VAT						
TOTAL INCLUDING 15% VAT						

TENDER SBM 31/25/26

ITEM 6B: 11000V ALUMINIUM CABLE

Item	Description	Manufacturer Make	Unit price 1 October 2026/ 30 September 2027	Unit price 1 October 2027/ 30 September 2028	Total Price Year 1+2	Delivery Period Weeks
A.1	50mm ² XLPE, Type A, stranded					
A.2	95mm ² XLPE, Type A, stranded					
A.3	120mm ² XLPE, Type A, stranded					
A.4	185mm ² XLPE, Type A, stranded					
A.5	240mm ² XLPE, Type A, stranded					
A.6	300mm ² XLPE, Type A, stranded					
B.1	DELIVERY, VREDENBURG					
TOTAL EXCLUDING 15% VAT						
15% VAT						
TOTAL INCLUDING 15% VAT						

TENDER SBM 31/25/26

ITEM 7 SECTION A: 600/1000/3300V COPPER AND TINNED COPPER

Item	Description	Manufacturer Make	Unit price 1 October 2026/ 30 September 2027	Unit price 1 October 2027/ 30 September 2028	Total Price Year 1+2	Delivery Period Weeks
A.1	6mm ² 2 CORE 600/1000V PVCSWA					
A.2	10mm ² 2 CORE 600/1000V PVCSWA					
A.3	16mm ² 2 CORE 600/1000V PVCSWA					
A.4	25mm ² 2 CORE 600/1000V PVCSWA					
A.5	6mm ² 4 CORE 600/1000V PVCSWA					
A.6	10mm ² 4 CORE 600/1000V PVCSWA					
A.7	16mm ² 4 CORE 600/1000V PVCSWA A					
A.8	25mm ² 4 CORE 600/1000V PVCSWA					
A.9	35mm ² 4 CORE 600/1000V PVCSWA					
A.10	50mm ² 4 CORE 600/1000V PVCSWA					
A.11	70mm ² 4 CORE 600/1000V PVCSWA					
A.12	95mm ² 4 CORE 600/1000V PVCSWA					
A.13	120mm ² 4 CORE 600/1000V PVCSWA					
A.14	150mm ² 4 CORE 600/1000V PVCSWA					

TENDER SBM 31/25/26

A.15	185mm ² 4 CORE 600/1000V PVCSWA					
A.16	240mm ² 4 CORE 600/1000V PVCSWA					
B.1	10mm ² 2 CORE AIRDAC INSULATED NEUTRAL AND EARTH					
C.1	2.5mm ² PILOT CABLE 600/1000V PVCSWA 7 CORES					
C.2	2.5mm ² PILOT CABLE 600/1000V PVCSWA 9 CORES					
C.3	1.5mm ² PILOT CABLE 600/1000V PVCSWA 12 CORES					
D.1	16mm ² 3 CORE 3300V PVC SWA CABLE (ARMADAC)					
D.2	25mm ² 3 CORE 3300V PVC SWA CABLE (ARMADAC)					
E.1	35mm ² Single core PVC and sheathed a flexible grade waterproof PVC/ Nitrile Power Panel Flex Cable					
E.2	50mm ² Single core PVC and sheathed a flexible grade waterproof PVC/ Nitrile Power Panel Flex Cable					
E.3	70mm ² Single core PVC and sheathed a flexible grade waterproof PVC/ Nitrile Power Panel Flex Cable					
E.4	95mm ² Single core PVC and sheathed a flexible grade waterproof PVC/ Nitrile Power Panel Flex Cable					
F.1	16mm ² 5 CORE Flexible General-Purpose Trailing Cable. EPR based rubber insulated, core laid up and Neoprene rubber sheathed.					
F.2	25mm ² 5 CORE Flexible General-Purpose Trailing Cable. EPR based rubber insulated, core laid up and Neoprene rubber sheathed.					
F.3	35mm ² 5 CORE Flexible General-Purpose Trailing Cable. EPR based rubber insulated, core laid up and Neoprene rubber sheathed.					
F.4	70mm ² 5 CORE Flexible General-Purpose Trailing Cable. EPR based rubber insulated, core laid up and Neoprene rubber sheathed.					

TENDER SBM 31/25/26

F.5	95mm ² 5 CORE Flexible General-Purpose Trailing Cable. EPR based rubber insulated, core laid up and Neoprene rubber sheeted.					
G.1	Anti-Vandal Domestic Service Connection Cable 6mm CNE [Saferdac or equivalent] Tinned Copper and steel wire core					
G.2	Anti-Vandal Domestic Service Connection Cable 16mm SNE [Saferdac or equivalent] Tinned Copper and steel wire core					
H.1	DELIVERY, VREDENBURG					
					TOTAL EXCLUDING 15% VAT	
					15% VAT	
					TOTAL INCLUDING 15% VAT	

TENDER SBM 31/25/26

ITEM 7 SECTION B: 600/1000/3300V ALUMINIUM

Item	Description	Manufacturer Make	Unit price 1 October 2026/ 30 September 2027	Unit price 1 October 2027/ 30 September 2028	Total Price Year 1+2	Delivery Period Weeks
A.1	25mm ² 2 CORE 600/1000V PVCSWA					
A.2	35mm ² 4 CORE 600/1000V PVCSWA					
A.3	95mm ² 4 CORE 600/1000V PVCSWA					
A.4	120mm ² 4 CORE 600/1000V PVCSWA					
A.5	150mm ² 4 CORE 600/1000V PVCSWA					
A.6	240mm ² 4 CORE 600/1000V PVCSWA					
A.7	300mm ² 4 CORE 600/1000V PVCSWA					
B.1	DELIVERY, VREDENBURG					
TOTAL EXCLUDING 15% VAT						
15% VAT						
TOTAL INCLUDING 15% VAT						

TENDER SBM 31/25/26

ITEM 8: LINE & EARTH CONDUCTORS

Item	Description	Manufacturer Make	Unit price 1 October 2026/ 30 September 2027	Unit price 1 October 2027/ 30 September 2028	Total Price Year 1+2	Delivery Period Weeks
A.1	AAAC PINE GREASED					
A.2	AAAC OAK GREASED					
A.3	AAAC ASH GREASED					
A.4	COPPER BARE MULTISTRAND 70mm ² EARTHING CONDUCTOR					
A.5	COPPER BARE MULTISTRAND 35mm ² EARTHING CONDUCTOR					
B.1	DELIVERY, VREDENBURG					
TOTAL EXCLUDING 15% VAT						
15% VAT						
TOTAL INCLUDING 15% VAT						

TENDER SBM 31/25/26

ITEM 9: AERIAL BUNDLE CONDUCTOR: 600/1000V and 11000V

Item	Description	Manufacturer Make	Unit price 1 October 2026/ 30 September 2027	Unit price 1 October 2027/ 30 September 2028	Total Price Year 1+2	Delivery Period Weeks
A.1	95mm ² 3 CORE + MESSENGER + 25mm ² STREETLIGHT					
A.2	150mm ² 3 CORE + MESSENGER + 25mm ² STREETLIGHT					
A.3	25mm ² x 2 CORE STREETLIGHT					
A.4	INSULATION PIERCING CONNECTORS – TYPE TTD151F					
A.5	INSULATION PIERCING CONNECTORS – TYPE TTD201F					
A.6	INSULATION PIERCING CONNECTORS – TYPE TTD351F					
A.7	95mm ² 3 CORE 11000V					
B.1	DELIVERY, VREDENBURG					
TOTAL EXCLUDING 15% VAT						
15% VAT						
TOTAL INCLUDING 15% VAT						

TENDER SBM 31/25/26

ITEM 10: SUPPLY AND DELIVERY OF AUTO-BREAK & RECLOSING UNITS

Item	Description	Manufacturer Make	Unit price 1 October 2026/ 30 September 2027	Unit price 1 October 2027/ 30 September 2028	Total Price Year 1+2	Delivery Period Weeks
A.1	AUTOMATIC RECLOSING UNIT – VACUUM BREAK, SF6 INSULATED					
A.2	2 X LOADBREAK 400A CONTINUOUS LOAD MANUALLY OPERATED					
B.1	DELIVERY, VREDENBURG					
TOTAL EXCLUDING 15% VAT						
					15% VAT	
TOTAL INCLUDING 15% VAT						

TENDER SBM 31/25/26

ITEM 11: LINE CONSTRUCTION WOODEN POLES

Item	Description	Manufacturer Make	Unit price 1 October 2026/ 30 September 2027	Unit price 1 October 2027/ 30 September 2028	Total Price Year 1+2	Delivery Period Weeks
A.1	9 METER WOODEN POLE 180 – 200mm DIAMETER TOP					
A.2	10 METER WOODEN POLE 180 – 200mm DIAMETER TOP					
A.3	11 METER WOODEN POLE 180 – 200mm DIAMETER TOP					
A.4	13 METER WOODEN POLE 200 – 220mm DIAMETER TOP					
B.1	DELIVERY PER LOAD (MAX 100, MIN 50) FOR ITEMS A.1 TO A.4					
TOTAL EXCLUDING 15% VAT						
15% VAT						
TOTAL INCLUDING 15% VAT						

TENDER SBM 31/25/26

ITEM 12: GALVANISED STEEL TUBULAR STREETLIGHT POLES AND ASSOCIATED FITTINGS

Item	Description	Manufacturer Make	Unit price 1 October 2026/ 30 September 2027	Unit price 1 October 2027/ 30 September 2028	Total Price Year 1+2	Delivery Period Weeks
A.1	5m STEEL POLE					
A.2	6m STEEL POLE					
A.3	7m STEEL POLE					
A.4	9m STEEL POLE					
A.5	11m STEEL POLE					
A.6	12m STEEL POLE					
B.1	SINGLE HORIZONTAL OUTREACH ARM 1m					
B.2	DOUBLE HORIZONTAL OUTREACH ARMS 1m					
B.3	SINGLE OUTREACH ARM 500mm					
B.4	DOUBLE OUTREACH ARMS 500mm					
B.5	CURVED OUTREACH, 3m					
B.6	SINGLE OUTREACH ARM 500mm WOODEN POLE MOUNTING BRACKET					
C.1	1.1m SINGLE DECORATIVE OUTREACH ARMS					
C.2	2.2m DOUBLE DECORATIVE OUTREACH ARMS					

TENDER SBM 31/25/26

D.1	6m DECORATIVE STEEL POLE					
D.2	9.5m DECORATIVE STEEL POLE					
E.1	DELIVERY PER LOAD (MAX 100, MIN 50)					
					TOTAL EXCLUDING 15% VAT	
					15% VAT	
					TOTAL INCLUDING 15% VAT	

TENDER SBM 31/25/26

ITEM 13: MEDIUM VOLTAGE INDOOR BREAKER RETROFITTING

Item	Description	Manufacturer Make	Unit price 1 October 2026/ 30 September 2027	Unit price 1 October 2027/ 30 September 2028	Total Price Year 1+2	Delivery Period Weeks
A.1	800A 11KV INDOOR REYROLLE RETROFIT WITH AIR OR SF6 GAS INSULATED VACUUM BREAK MANUAL RAISE/LOWER 25KA					
A.2	1200A 11KV INDOOR REYROLLE RETROFIT WITH AIR OR SF6 GAS INSULATED VACUUM BREAK MANUAL RAISE/LOWER 30KA					
A.3	INSTALLATION, TESTING & COMMISSIONING PER UNIT					
B.1	DELIVERY PRICE PER UNIT ITEM A.1 & A.2					
TOTAL EXCLUDING 15% VAT						
15% VAT						
TOTAL INCLUDING 15% VAT						

TENDER SBM 31/25/26

ITEM 14: DISTRIBUTION KIOSKS

Item	Description	Manufacturer Make	Unit price 1 October 2026/ 30 September 2027	Unit price 1 October 2027/ 30 September 2028	Total Price Year 1+2	Delivery Period Weeks
A.1	2 WAY SINGLE DOOR					
A.2	4 WAY DOUBLE DOOR					
A.3	6 WAY DOUBLE DOOR [VANDALPROOF]					
A.4	9 WAY DOUBLE DOOR [VANDALPROOF]					
A.5	12 WAY DOUBLE DOOR					
A.6	POLE MOUNTED BUNDLE BOX SINGLE DOOR (TILT 5 WAY) 480 x 355 x 150					
A.7	POLE MOUNTED BUNDLE BOX SINGLE DOOR (TILT 6 WAY) 550 x 500 x 150					
A.8	POLE MOUNTED BUNDLE BOX SINGLE DOOR (9 WAY) 600 x 400 x 250					
A.9	CARAVAN BOX, POLE MOUNTED, SINGLE DOOR, 2-WAY					
A.10	CARAVAN BOX, POLE MOUNTED, SINGLE DOOR, 4-WAY					
B.1	DELIVERY, VREDENBURG					
TOTAL EXCLUDING 15% VAT						
15% VAT						
TOTAL INCLUDING 15% VAT						

TENDER SBM 31/25/26

ITEM 15A: HIGH MAST LIGHTS

Item	Description	Manufacturer Make	Unit price 1 October 2026/ 30 September 2027	Unit price 1 October 2027/ 30 September 2028	Total Price Year 1+2	Delivery Period Weeks
A.1	15m HIGH MAST, INCLUDING 6X300 W LED FLOODLIGHTS. MAST COMPLETE WITH HEADGEAR, RISING AND LOWERING CABLES, ALL HOT DIPPED GALVANISED TO SABS 763					
B.1	30m HIGH MAST, INCLUDING 9X300 W LED FLOODLIGHTS. MAST COMPLETE WITH HEADGEAR, RISING AND LOWERING CABLES, ALL HOT DIPPED GALVANISED TO SABS 763					
C.1	15m AND 30m HML FOUNDATION IN HARD SOIL, ASSUMING FREE AND EASY ACCESS TO SITE AND THAT THE SOIL BEARING PRESSURE IS 150 KPA, USING 25 MPA CONCRETE					
D.1	SITE ESTABLISHMENT AND DELIVERY					
TOTAL EXCLUDING 15% VAT						
15% VAT						
TOTAL INCLUDING 15% VAT						

TENDER SBM 31/25/26

ITEM 15B: HIGH MAST STADIUM LIGHTS

Item	Description	Manufacturer Make	Unit price 1 October 2026/ 30 September 2027	Unit price 1 October 2027/ 30 September 2028	Total Price Year 1+2	Delivery Period Weeks
A.1	15m MAST, INCLUDING 4X600W LED FLOODLIGHTS. MAST COMPLETE WITH HEAD GEAR, ALL HOT DIPPED GALVANISED TO SABS 763					
B.1	20m MAST, INCLUDING 8X600W LED FLOODLIGHTS. MAST COMPLETE WITH HEADGEAR, RISING AND LOWERING CABLES, ALL HOT DIPPED GALVANISED TO SABS 763					
C.1	15m AND 20m HML FOUNDATION IN HARD SOIL, ASSUMING FREE AND EASY ACCESS TO SITE AND THAT THE SOIL BEARING PRESSURE IS 150 KPA, USING 25 MPA CONCRETE					
D.1	SITE ESTABLISHMENT AND DELIVERY					
TOTAL EXCLUDING 15% VAT						
15% VAT						
TOTAL INCLUDING 15% VAT						

ITEM 16: NEC/NER/AUX TRANSFORMER

IT IS IMPORTANT TO QUOTE ON BOTH ITEMS [A.1 & A.2], EVEN IF THE PRICES ARE THE SAME, AS QUOTING ON ONE ONLY, WILL MAKE THE ITEM NON-RESPONSIVE DURING EVALUATION.

Item	Description	Manufacturer Make	Unit price 1 October 2026/ 30 September 2027	Unit price 1 October 2027/ 30 September 2028	Total Price Year 1+2	Delivery Period Weeks
A.1	11KV NEC/NER TRANSFORMER					
A.2	11KV NEC/NER/AUX TRANSFORMER					
B.1	DELIVERY, VREDENBURG					
TOTAL EXCLUDING 15% VAT						
15% VAT						
TOTAL INCLUDING 15% VAT						

TENDER SBM 31/25/26

ITEM 17: VT AND CT PROTECTION TRANSFORMERS

Item	Description	Manufacturer Make	Unit price 1 October 2026/ 30 September 2027	Unit price 1 October 2027/ 30 September 2028	Total Price Year 1+2	Delivery Period Weeks
A.1	11KV to 110VAC VT REYROLLE INDOOR PANEL MOUNT 2P-E					
A.2	11KV to 110VAC VT REYROLLE INDOOR PANEL MOUNT 3P-E					
B.1	200/400-5A REYROLLE INDOOR 11KV CT					
B.2	200/100-5A REYROLLE INDOOR 11KV CT					
C.1	DELIVERY, VREDENBURG					
TOTAL EXCLUDING 15% VAT						
15% VAT						
TOTAL INCLUDING 15% VAT						

TENDER SBM 31/25/26

ITEM 18: STATIC CAPACITOR

Item	Description	Manufacturer Make	Unit price 1 October 2026/ 30 September 2027	Unit price 1 October 2027/ 30 September 2028	Total Price Year 1+2	Delivery Period Weeks
A.1	400kVAr CAPACITOR FOR 11kV LINE					
A.2	600kVAr CAPACITOR FOR 11kV LINE					
B.1	DELIVERY, VREDENBURG					
TOTAL EXCLUDING 15% VAT						
15% VAT						
TOTAL INCLUDING 15% VAT						

TENDER SBM 31/25/26

ITEM 19: STEEL DISTRIBUTION CABINET, CONSUMPTION POINT & CONNECTING CABLE

Item	Description	Manufacturer Make	Unit price 1 October 2026/ 30 September 2027	Unit price 1 October 2027/ 30 September 2028	Total Price Year 1+2	Delivery Period Weeks
A.1	STEEL CABINET LARGE [30 METERS]					
A.2	STEEL CABINET MEDIUM [21 METERS]					
A.3	STEEL CABINET SMALL [12 METERS]					
A.4	STEEL CONSUMPTION TAP-OFF POINT					
B.1	CABLE					
C.1	DELIVERY					
TOTAL EXCLUDING 15% VAT						
15% VAT						
TOTAL INCLUDING 15% VAT						

TENDER SBM 31/25/26

ITEM 20: CONSUMER PORTABLE CONSUMPTION BOX [TAP-OFF]

Item	Description	Manufacturer Make	Unit price 1 October 2026/ 30 September 2027	Unit price 1 October 2027/ 30 September 2028	Total Price Year 1+2	Delivery Period Weeks
A.1	POLYCARBONATE SEALED UNIT					
A.2	POLYCARBONATE SEALED UNIT WITH LIGHT					
B.1	DELIVERY, VREDENBURG					
TOTAL EXCLUDING 15% VAT						
15% VAT						
TOTAL INCLUDING 15% VAT						

TENDER SBM 31/25/26

ITEM 21: DC STORAGE AND BACKUP

Item	Description	Manufacturer Make	Unit price 1 October 2026/ 30 September 2027	Unit price 1 October 2027/ 30 September 2028	Total Price Year 1+2	Delivery Period Weeks
A.1	TRIPPING UNIT 110VDC 10A					
A.2	TRIPPING UNIT 30VDC 10A					
B.1	100Ah Ni-CD CELL 1,2VDC, INCLUDING CABINET FOR 90 CELLS					
B.2	20Ah Ni-CD CELL 1.2VDC INCLUDING CABINET FOR 25 CELLS					
B.3	30Ah Ni-CD CELL 1,2 VDC INCLUDING CABINET FOR 25 CELLS					
C.1	DELIVERY, VREDENBURG					
TOTAL EXCLUDING 15% VAT						
15% VAT						
TOTAL INCLUDING 15% VAT						

DETAILED SPECIFICATION COMPLIANCY STATEMENT

	Detailed specification: SABS, SANS, NRS, IEC (As define in each item specification)	Comply	Detailed description of non-compliance
1	<i>Mini-Substations</i>	Yes/No	
2	<i>Distribution Transformers</i>	Yes/No	
3	<i>Measuring & Other Transformers</i>	Yes/No	
4	<i>Ring Main Units and Switchgear</i>	Yes/No	
5	<i>Network Switch Disconnecter</i>	Yes/No	
6	<i>Electrical MV Cable and Conductor</i>	Yes/No	
7	<i>Electrical LV Cable and Conductor</i>	Yes/No	
8	<i>Line & Earth Conductor</i>	Yes/No	
9	<i>Aerial Bundle Conductor</i>	Yes/No	
10	<i>Reclosing Units with Associated Equipment</i>	Yes/No	
11	<i>Wooden Poles</i>	Yes/No	
12	<i>Steel Tubular Poles</i>	Yes/No	
13	<i>MV Indoor Breaker Upgrading / Retrofitting</i>	Yes/No	
14	<i>Distribution Kiosks</i>	Yes/No	
15	<i>High Mast Lighting</i>	Yes/No	
16	<i>NER/NEC/Aux Transformers</i>	Yes/No	
17	<i>Measuring Transformers</i>	Yes/No	
18	<i>Static Capacitor 11kV</i>	Yes/No	
19	<i>Steel Cabinet/Steel Consumption Point/Cable</i>	Yes/No	
20	<i>Polycarbonate Consumption Point</i>	Yes/No	
21	<i>DC Storage</i>	Yes/No	

.....
Signature
.....
Position

.....
Date
.....
Name of Bidder

PART E: OTHER

15. PRICE ADJUSTMENTS

Bids shall remain valid and binding for a minimum of 90 days after the tender closure date and the validity extend automatically till the contract is signed if validity goes beyond the number of days indicated. The reason for this is to ensure that the tender is valid till appeals were considered, if received.

I accept and approve all of the above.

.....

SIGNATURE OF TENDERER

Failure to accept the automatic extension will render the bid non-responsive. Any bidder may at any time withdraw their bid in writing in which case the bid will not be further considered.

16. OMISSIONS, ALTERATIONS AND ADDITIONS

17. SCHEDULE OF VARIATIONS FROM SPECIAL CONDITIONS OF CONTRACT

1. Bidders may provide a 2.5% discount for payment made within 30 days of receipt of invoice. Bidder should note that this discount is optional and has no influence on the evaluation or adjudication of bids.
2. Please complete the following should your company BE WILLING TO PROVIDE the 2.5% deduction for payment within 30 days as per clause 1 above:

YES, my company IS WILLING TO HAVE THE 2.5% taken off of payment made within 30 days.

Tenderer's signature _____ for acceptance of the 2.5% discount.

(Only if tenderer wishes to provide the 2.5% discount)