

COPYRIGHT HELD BY :
NEMORANGO CONSULTING ENGINEERS cc
*Copyright subsists in this work. Any unauthorised reproduction in any manner or form, publication, making an adaptation of the work and doing in in relation to an adaptation of the work, any of the work, any of the acts above, are acts of copyright infringement and make the DOER liable for civil law copyright infringement and may make the DOER liable to criminal prosecution."

DRAWING REFERENCE

Drawing No.	Drawing Title

NOTES

--

DRAWING AMENDMENTS

No.	Amendment	Date	Appr.
1	ISSUED FOR : CONSTRUCTION	NOV 2021	TM

Designed E MUDAU	Date NOV 2021
Checked T RAPHALALANI	Date NOV 2021
Drawn E MUDAU	Date NOV 2021
Client appr.	Date

Consultant



CONSULTING ENGINEERS
e-mail : takalani@nemorango.co.za
(015) 295 2023 (015) 295 2024
10A HANS VAN RENSBURG POLKOWANE 0699 10A HANS VAN RENSBURG POLKOWANE 0699

Impl. Agent



THE MVULA TRUST
A leading developmental NGO
LIMPOPO
REPUBLIC OF SOUTH AFRICA

Proj Name

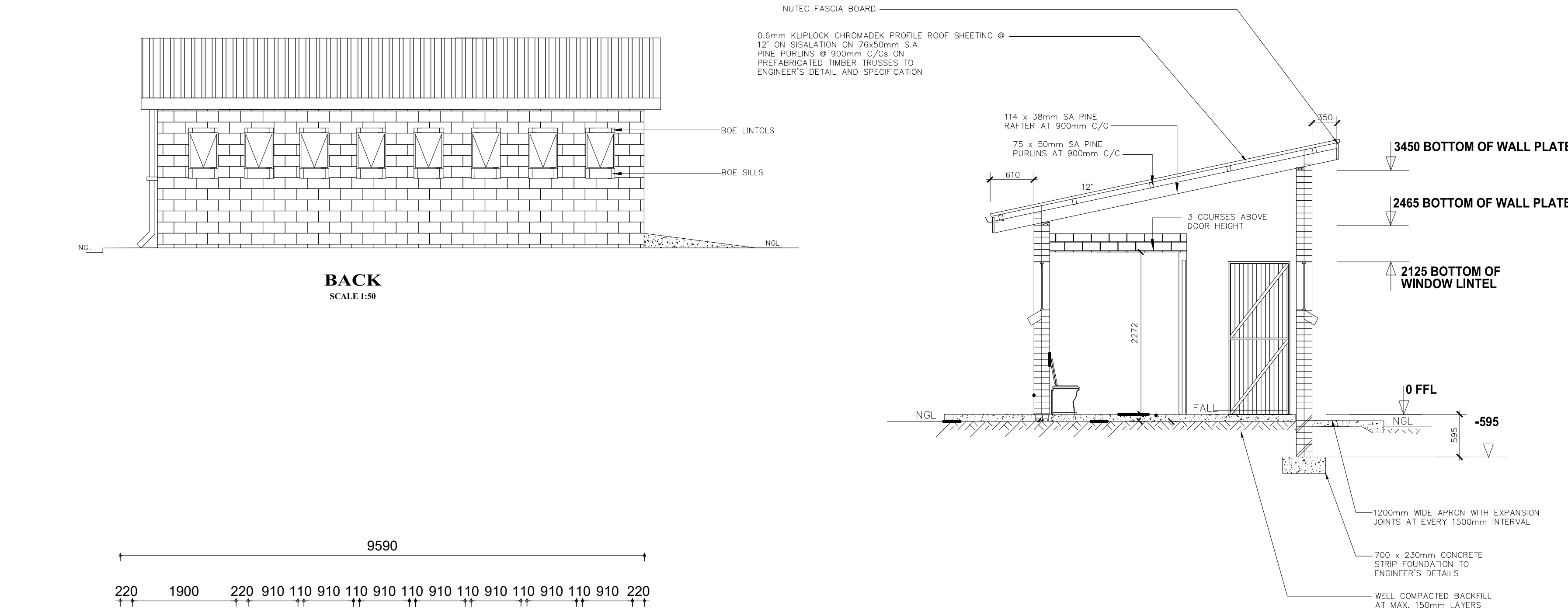
CONSTRUCTION OF WATER & SANITATION INFRASTRUCTURE AT LEAKHALE PRIMARY SCHOOL IN LIMPOPO

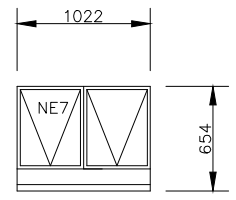
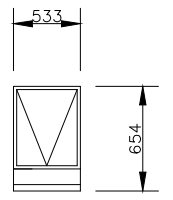
Drawing Title

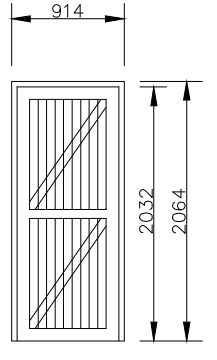
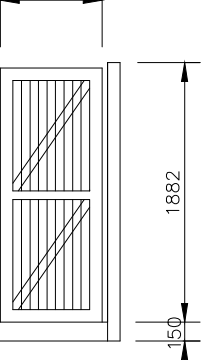
FD7
WATER BORNE TOILET

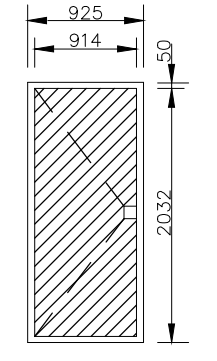
Proj Number TMT-LPDE-2019/20-LPCL5-04	Drawing No. TMT-LPDE-2019/20-LPCL5-03-004
--	--

Scale N.T.S.	Rev No. 0
-----------------	--------------



WINDOW SCHEDULE		WINDOW SCHEDULE	
			
WINDOW NO.	N2	WINDOW NO.	N1
CATALOGUE	NE7	CATALOGUE	NE1
FRAME	1022 x 654mm HIGH STANDARD STEEL WINDOW FRAME	FRAME	533 x 654mm HIGH STANDARD STEEL WINDOW FRAME
FRAME FINISH	SPOT PRINING DEFECTS IN PRE-PRIME SURFACE WITH ZINC CHROMATE PRIMER & APPLY ONE UNIVERSAL UNDER COAT & TWO COATS EPWP GOLDEN BROWN GLOSS ENAMEL PAINT ON STEEL	FRAME FINISH	SPOT PRINING DEFECTS IN PRE-PRIME SURFACE WITH ZINC CHROMATE PRIMER & APPLY ONE UNIVERSAL UNDER COAT & TWO COATS EPWP GOLDEN BROWN GLOSS ENAMEL PAINT ON STEEL
GLAZING	6.28mm OBSCURE SAFETY GLASS	GLAZING	6.28mm OBSCURE SAFETY GLASS
NO. REQUIRED	4	NO. REQUIRED	8

ENTRANCE DOOR		CUBICLE DOOR	
			
	SINGLE REBATE STEEL FRAME TO FIT 220mm WALL (D1)	FRAME TYPE	SINGLE REBATE STEEL DOOR FRAME - SIZE 83x53mm (FRAME UNDERCUT TO 150mm)
	PRIME AND PAINT UNDERCOAT AND 2nd FINISHING COATS IN GLOSS ENAMEL COLOUR TBC	FRAME FINISH	PRIME AND PAINT UNDERCOAT AND 2 COATS- GLOSS ENAMEL - COLOUR TBC
	44mm FRAMED LEDGED AND BRACED DOOR SIZE 813x2032mm INCLUDING EXTERNAL WEATHER BAR	DOOR LEAF	44mm FRAMED LEDGED EMBRACED DOOR SIZE 813x2032mm (DOOR RAISE BY 150mm TO TOP OF FRAME
	UNDER COAT AND MINIMUM 2 COATS GLOSS ENAMEL - COLOUR TBC	LEAF FINISH	UNDER COAT AND MINIMUM 2 COATS GLOSS ENAMEL - COLOUR TBC
	3 LEVER MORTICE LOCK SET	LOCK	TOILET INDICATOR LOCK
	100mm BRACE CABIN HOOK	IRONMONGERY	100mm CHROME PLATED "D" TYPE HANDLE 3 BY SOLID BRACE HINGES

BUGLAR DOOR	
	
TYPE G1	2 OFF
POSITION	EXTERNAL TOILET BLOCK
DOOR TYPE	PURPOSE MADE SQUARE HOLLOW SECTION MILD STEEL SECURITY GATE
DOOR FINISH	1xCOAT ZINC CHROMATE PRIMER MINIMUM 2 x COATS GLOSS ENAMEL (EXTERNAL QUALITY)
FRAME	50x38x1.6mm M.S. RECTANGULAR HOLLOW SECTION FRAME
FRAME FINISH	1xCOAT ZINC CHROMATE PRIMER MINIMUM 2 x COATS GLOSS ENAMEL (EXTERIOR QUALITY)
DOOR	38x28x1.6mm RECTANGULAR HOLLOW SECTION FRAME WITH 25x25x1.6 INTERMEDIATES AT 100mm CENTERS AT A 45° ANGLE COLOUR TBC
IRONMONGERY	SECURITY DOUBLE THROW DEAD LOCK (NO LATCH)

GENERAL NOTES:

- ALL WORK TO BE CARRIED OUT IN ACCORDANCE WITH THE NATIONAL BUILDING REGULATION AND SABS 0400 OF 1990
- CONTRACTOR TO READ ONLY FIGURED DIMENSION
- CONTRACTOR TO VERIFY ALL DIMENSION ON SITE BEFORE COMMENCING WITH ANY WORK.