



**SUPPLY, DELIVERY, TESTING OF 22 OFF
WELDING MACHINES AND 6 OFF GOUGING
MACHINES FOR VARIOUS PORT MARITIME
SERVICE BUSINESS UNITS IN DURBAN,
RICHARDS BAY, UITENHAGE AND SALT RIVER**

**TRANSNET ENGINEERING,
DURBAN MAIN CENTRE, 311 SOLOMON MAHLANGU
DRIVE, ROSSBURGH.**

REFERENCE NO: PEMM_DBN_SOW_217



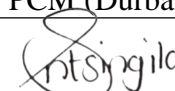

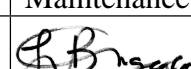
Revision : 00

Date of release: DECEMBER 2023

Table of Contents

Content	Page no
1. INTRODUCTION/ SCOPE OF WORK	3
2. SITE INSPECTION	3
3. INFORMATION REQUIRED	3
4. TECHNICAL REQUIREMENTS	4
5. SPECIFIC REQUIREMENTS	4
6. HEALTH AND SAFETY REQUIREMENTS	10
7. SPECIALIST SUB-CONTRACTORS	10
8. MATERIAL AND WORKMANSHIP	11
9. DEFINITIONS AND ABBREVIATIONS	11
10. GENERAL	11
11. SITE ESTABLISHMENT	12
12. PENALTY CLAUSES	12

DOCUMENT AUTHORITIES

Department Affected	Maritime Service Business – Durban, Richards Bay, Uitenhage and Salt River
Effective Date	December 2023
Compiled by	Zolani Mngqithi
Designation	Engineering Technician
Signature & Date	 12.12.2023
Reviewed by	Mandla Magwaza
Designation	PCM (Richards Bay) - Maritime Service Business
Signature & Date	 18/01/2024
Reviewed by	Tobeka Ntsingila
Designation	PCM (Durban) - Maritime Service Business
Signature & Date	 18/01/2024
Reviewed by	Xolisani Dyosini
Designation	PCM (Uitenhage) - Maritime Service Business
Signature & Date	
Reviewed by	Pat Pather
Designation	Maintenance Manager
Signature & Date	
Reviewed by	Jaco Opperman
Designation	Snr Engineer (Welding)
Signature & Date	 1/18/2024
Approved by	Lindo Ngcobo
Designation	Maintenance Manager
Signature & Date	 31/01/2024

1. INTRODUCTION / SCOPE of Work

This specification is for the:

#	TASK	REQUIRED
1	Supply	✓
2	Documentation	✓
3	Testing	
4	Training	✓
5	Commissioning	

✓

#	ITEM	REQUIRED
1	Supply, delivery, testing of 22 off welding machines and 6 off gouging machine for Transnet Engineering Ports Maritime Service Business in Durban, Richards Bay, Uitenhage, and Salt River	✓

2. SITE INSPECTION

- 2.1 All prospective contractors shall be required to undertake a compulsory site inspection to fully acquaint themselves with all aspects involved.
- 2.2 Arrangements to visit the site and confirmation of the date and time of the site inspection shall be made with Transnet Engineering Contract Manager.
- 2.3 The site inspection certificate shall be completed and countersigned by the Contract Manager on the day of the visit and must be submitted with the tender documents.

3. INFORMATION REQUIRED

- 3.1 Offers will not be considered unless full particulars and sufficient literature are provided at the tendering stage to enable Transnet Engineering Technical Officers the opportunity to assess each technical offer properly.
- 3.2 Prospective Contractors will complete the relevant questionnaire in full and must indicate whether their offer complies with each item of the specification
- 3.3 Should there be insufficient space for furnishing full details; contractors shall provide the additional details in their covering letter. The additional details shall be numbered in accordance with the applicable clause specified in the specification.
- 3.4 As prospective contractors are considered to be experts in their field, they are obliged to identify any shortcomings, such as omissions or sub-standard requirements, to the completeness of this specification. These must be brought to the attention of Transnet Engineering at tender stage with alternatives to address these shortcomings. However, each offer shall be quoted for separately.

4. TECHNICAL REQUIREMENTS

The following regulation and codes must be complied with:-

- The Occupational Health and Safety Act – Act 85 of 1993.
- 4.1 Except where otherwise provided for in the specification, all equipment offered will comply with the requirements of the relevant standard specifications of the SABS, if published, otherwise with the relevant standard of the British Standards Institution in force at the time of tendering.
- 4.2 Where equipment offered complies with the recognized standards of the country of manufacture and not specifically with the standards required by this specification, such equipment will be considered at the discretion of Management. In this case, tenders shall state fully all respects in which the equipment departs from the standard laid down in this specification.
- 4.3 The successful tender will at the conclusion of the installation provide a document along the lines “that the installation complies with national/international requirements and that all selected /designed items are compliant with Act 85 of 1995 and SABS practices applicable to the installation. The equipment has been commissioned/ calibrated and employees as specified have been trained and found competent to operate the plant.”

5. SPECIFIC REQUIREMENTS

Any person with the intention of tendering shall ensure that the information below is complied with. The information or requirements below are binding and must be complied with.

- 5.1 Operational Parameters
- Refer to machine specifications.
- 5.2 Environment
- Indoors under dusty industrial conditions, and refer to section 11 for external conditions.
- 5.3 Specifications for the machines

ITEM	REQUIREMENTS	DETAILS OF OFFER Confirm Compliance by writing “Yes” or ticking “✓ ”
5.3.1.1	This specification requirement covers the minimum requirements for supply, delivery, testing of 22 off welding machines and 5 off gouging machine for Transnet Engineering Ports Maritime Service Business in Durban, Richards Bay, Uitenhage, and Salt River	
5.3.1.2	Each machine (welding machines and gouging machines) shall come as a pack containing accessories required to perform work (welding or gouging), with ease/convenience.	
5.3.1.3	The machines to be pre-calibrated and valid calibration certificates shall be submitted to the Project Manager. Only valid certificates meeting the calibration and certification requirements will be accepted.	
5.3.1.4	The welding machines shall come with 5m mains cable including the fitted plug for 400V, trolley with wheels, return cable with clamps, gas bottle platform, guide pin for the wire feeder and operating instruction manual.	

ITEM	REQUIREMENTS	DETAILS OF OFFER Confirm Compliance by writing "Yes" or ticking "✓"
5.3.1.5	The plug shall be a 63A 400V 5 pin Marechal male plug.	
5.3.1.6	Safety standards: <ul style="list-style-type: none"> The bidder to supply and indicate the design standards of the welding machines. The bidder to indicate all safety features build into the machine. 	
5.3.1.7	The bidder shall include full description of the operation standards of the machine.	
5.3.1.8	Catalogues containing pictures and technical parameters/data to be attached in the bid documents, for the welding and gouging machines proposed by the bidder.	
5.3.1.9	The bidders must indicate the minimum power supply requirements (in Amps) for this machine to operate fully.	
5.3.1.10	Documentation: 3 sets off hard copies each with a memory stick containing documentation in PDF Format. <ul style="list-style-type: none"> Operating Manual. Maintenance Manual. Electrical Schematics. Mechanical Drawings. Parts List. Hard copy of software Programs. Setup guides for software on computer. Passwords for all software. Backup of software Programs. Backup Image of computer. 	

Tig welding machines

ITEM	REQUIREMENTS	DETAILS OF OFFER Confirm Compliance by writing "Yes" or ticking "✓"
5.3.2.1	Supply 1 off Tig welding machines.	
5.3.2.2	Mains voltage 400 V, 50 Hz AC supply	
5.3.2.3	<u>Primary current</u> Max current TIG 25 A, Max current MMA 32A.	
5.3.2.4	<u>Voltage/current range</u> TIG AC*/DC 4–430 A, MMA 16–430 A.	
5.3.2.5	<u>Permissible load at TIG</u> 40 % duty cycle 430 A / 27.2 V. 60 % duty cycle 400 A / 26.0 V. 100 % duty cycle 315 A / 22.6 V.	

ITEM	REQUIREMENTS	DETAILS OF OFFER Confirm Compliance by writing "Yes" or ticking "✓"
5.3.2.6	<u>Permissible load at MMA</u> 40 % duty cycle 430 A / 37.2 V. 60 % duty cycle 400 A / 36.0 V. 100 % duty cycle 315 A / 32.6 V.	
5.3.2.7	Power factor at maximum current (TIG): 0.89 Power factor at maximum current (MMA): 0.89	
5.3.2.8	Efficiency at maximum current (TIG): 76 % Efficiency at maximum current (MMA): 80 %	
5.3.2.9	Operating temperature range -10 to +40 °C (+14 to +104 °F).	
5.3.2.10	Dimensions (l×w×h) approximately 0.625m × 0.394m × 0.776 m Mass approximately 95kg.	
5.3.2.11	The tig welding machine shall have suitable air cooling system. The bidder to give details.	
5.3.2.12	H Insulation class, IP23 Enclosure class.	
5.3.2.13	The recommended product (Tig welding machines) is the Esab Tig4300iw AC/DC or equivalent tig welding machine or superior tig welding machine	
5.3.2.14	Digital display Electronic display revealing both SET current and voltage	

CO₂ welding machines - Air Cooling system and Machine to have LCD screen for setting

ITEM	REQUIREMENTS	DETAILS OF OFFER Confirm Compliance by writing "Yes" or ticking "✓"
5.3.3.1	<u>Supply 21 off Welding machines</u>	
5.3.3.2	<u>Conduit:</u> Power pack to wire feed 5 m, Wire feed to welding torch 10m.	
5.3.3.3	Mains voltage 400 V, 50 Hz AC supply.	
5.3.3.4	Control voltage 42V, 50 Hz.	
5.3.3.5	<u>Permissible load at</u> 60 % duty cycle 500A / 39V , 100 % duty cycle 400 A / 34 V.	
5.3.3.6	<u>Setting range (DC) A/V</u> MIG/MAG 20 / 14 - 500 / 39, MMA 20 / 21- 400 / 36.	
5.3.3.7	<u>Open circuit</u> Voltage 53V-60V, Open circuit power 550W (with cooling unit 750W) The welding machines shall have the air cooling system.	
5.3.3.8	Power factor at maximum current: 0.90. Efficiency at maximum current: 72%.	
5.3.3.9	Operating temperature range -10 to +40 °C.	
5.3.3.10	The welding machines shall come with 1.2mm rollers, contact tips.	
5.3.3.11	Dimensions (l×w×h) approximately 0.830m × 0.640m × 0.835 m, mass approximately 194kg.	
		DETAILS OF OFFER

ITEM	REQUIREMENTS	Confirm Compliance by writing “Yes” or ticking “✓”
5.3.3.12	H Insulation class, IP23 Enclosure class	
5.3.3.13	The recommended product (CO2 welding machines) is the Esab Mig 502c or equivalent welding machine or superior welding machine.	
5.3.2.14	Digital display Electronic display revealing both SET current and voltage	
5.3.3.14	Supply 22 off wire feeders	
5.3.3.13	Power Supply voltage 42 V AC, 50Hz	
5.3.3.14	Rated supply current 6 A	
5.3.3.15	<u>Settings data:</u> Wire feed speed: 1.5–25.0 m/min, Creep start: OFF or ON, 2/4 stroke, Wire selection: Solid or Cored.	
5.3.3.16	<u>Compatible with 1.2mm wire..</u>	
5.3.3.17	Dimensions (l × w × h): approximately 675 × 265 × 418 mm	
5.3.3.18	Operating temperature -10° to +40°C	
5.3.3.19	Shielding gas : All types intended for MIG/MAG welding max pressure: 5 bar	
5.3.3.20	Permissible Load at 60% duty cycle 500 A, 100% duty cycle 400 A	
5.3.3.21	Push wire system.	
5.3.3.22	Enclosure class IP23	
5.3.3.23	The recommended product (Wire feeder) is the Esab feed 304w or equivalent Wire feeder or superior Wire feeder.	
5.3.3.24	Welding gun to have wire feed speed control.	

Gouging machine

ITEM	REQUIREMENTS	DETAILS OF OFFER Confirm Compliance by writing “Yes” or ticking “✓”
5.3.4.1	Supply 6 off gouging machine.	
5.3.4.2	Mains voltage 400 V, 50 Hz AC supply.	
5.3.4.3	Permissible load 60 % duty cycle 650 A/44 V, 100% duty cycle 500 A/ 39 V.	
5.3.4.4	Setting range (DC) MIG/MAG 20A/14V-650A/44V. MMA 20A/21V-650A/44V. TIG 20A/11V-650A/34V.	
5.3.4.5	Open circuit voltage: 53-57V, Open circuit power 670W (open circuit power with cooling unit is 870W).	
5.3.4.6	Control voltage 42V, 50Hz.	
5.3.4.7	Power factor at maximum current: 0.90. Efficiency at maximum current: 76%.	

ITEM	REQUIREMENTS	DETAILS OF OFFER Confirm Compliance by writing "Yes" or ticking "✓"
5.3.4.8	Operating temperature range -10 to +40 °C.	
5.3.4.9	Water cooled.	
5.3.4.10	Dimensions (l×w×h) approximately 0.835m × 0.640m × 0.835 m, mass approximately 242kg (including cooling unit).	
5.3.4.11	The gouging machine shall come with the suitable cooling unit.	
5.3.4.12	IP23 Enclosure class.	
5.3.4.13	The recommended product (gouging machine) is the 1 x Esab gouging machine Origo Mig652c or equivalent gouging machine or superior gouging machine.	

Welding Inverter machine

ITEM	REQUIREMENTS	DETAILS OF OFFER Confirm Compliance by writing "Yes" or ticking "✓"
5.3.5.1	Supply 1 off welding inverter machine.	
5.3.5.2	Mains voltage 400 V, 50 Hz AC supply. Specifications Input Power: 400 AC 3Ph 50Hz. Rated Input Current: 15.4Amp. Open Circuit Voltage: 67V. Input Power: 400 AC 3Ph 50Hz. Rated Input Current: 15.4Amp. Open Circuit Voltage: 67V. Output Current: 40-400Amp. Duty Cycle: 60%. Power factor 0.93. Dimensions approximately (h x w x depth) 551mm x 260mm x 370mm.	
5.3.5.3	The recommended welding inverter machine is Thermamax 400D or equivalent welding inverter machine or superior inverter welding.	

5.4 Markings

- All labels and markings shall be indelible and only removable by deliberate intent.

5.5 Safety Features

- The machines shall have a fail to safety protection systems.

5.6 Testing

- All prescribed tests shall be carried out on equipment as well as the testing .
- Transnet also reserves the right to carry out any check tests on the equipment.

- Notwithstanding the successful completion of tests, the contractor will still be responsible for the efficient operation of the equipment.

5.7 Commissioning

- **A testing period of 1 month (744 hours for 24/7 shifts and 248 hours for 8 hour shifts).**
- **No equipment will be accepted by Transnet without the satisfaction of the conditions above.**
- The contractor shall be fully responsible for any damage caused to all supplied equipment to Transnet Engineering's assets during the supply, delivery, testing and commissioning. The supplier shall conduct a risk assessment as to identify anything that might hinder the installation of the required equipment.

5.8 Spares

- The successful tenderer shall supply Transnet Engineering with three sets of blown out diagrams and schematics of the complete machine as well as a detailed copies of the list of critical spares for all equipment including OEM numbers.
- The tenderers shall indicate the availability and required lead times for the spares considered to be critical for the successful operation of the equipment.

5.9 Warranty

- The contractor shall undertake to repair all faults due to bad workmanship and/or faulty materials during a period of twelve calendar months, calculated from the date that the completed plant installation is accepted by Transnet Engineering.
- Any latent defects that become apparent during the guarantee period shall be rectified to the satisfaction of Transnet Engineering at the cost of the supplier.
- The contractor shall undertake work on the rectification of any defects that may arise during the guarantee period within 7 days of being notified of such defects.
- **The equipment shall come with 1 year warranty.**

5.10 After-Sales Service

- The successful tenderer shall provide Transnet Engineering with acceptable proof that spares can be easily and speedily procured for the equipment within 7 working days through agents locally.

The following must be supplied on handover of the machines:

- Performance Test certificate.
- Certificate of calibration.
- Electrical, electronics and mechanical schematic drawings for all components.
- Three (3) maintenance manuals and parts catalogues shall be supplied in hardcopy format with a CD of manuals in PDF format with each set.
- Three (3) operating and maintenance manuals and schedule for all components shall be supplied in hardcopy format with a CD of manuals in PDF format with each set.
- Operator and Maintenance staff training for less than three people.
- All required software (Soft copies).

Note: All work to be completed in each respect by suitably qualified person

6. HEALTH AND SAFETY REQUIREMENTS

- 6.1 All equipment and installation whether detailed in this specification or not shall comply with the requirements of the Occupational Health and Safety Act 85 of 1993 as amended by applicable local authorities. All equipment shall be designed to **fail to safety**. Sudden power losses must not have an adverse effect on equipment and shall not unduly delay return to operation after power is restored.
- 6.2 All the necessary safety equipment such as guards over rotating equipment shall be supplied and the equipment shall comply fully with all the requirements of the South African Occupational Health and Safety Act, Act 85 of 1993. At all times during the manufacture, assembly and testing of the equipment the contractor will be responsible for the safety of all persons on site and the equipment.

6.3 Safety Induction:

Prior to establishing on site, it is an explicit requirement of this contract that all of the Contractor's personnel directly involved with this contract, including those of sub-contractors, attend a **Safety induction course**. Transnet will provide the course free of charge and attendance is compulsory for all personnel under the control of the Contractor who, during the duration of the contract, will be present on site whether on a full time or adhoc basis.

The contractor must allow for all additional charges because of these requirements as no claims for extras whatsoever will be entertained in connection with the foregoing. A safety file and associated requirements shall be communicated to the successful tenderer.

6.4 Risk Assessment:

The successful contractor is required to conduct a Risk assessment to ascertain all potential risks associated with this project. The completed risk assessment is to be formally submitted to the Risk department via the project manager at least two weeks prior to the commencement of the actual project.

7. SPECIALIST SUB-CONTRACTORS

- 7.1 Only specialist sub-contractors who have previously successfully completed work of the type and extent specified in this document should be engaged.

The tenderer shall provide the technical officer with sufficient proof of having suitable experience regarding the design and manufacturing of similar equipment. To this end, complete and detailed reference list shall be submitted with the tender. Reference list shall include addresses as well as contact person who may be visited for inspection of the equipment during the adjudication period.

- 7.2 The tender shall submit a complete list of proposed sub-contractors and suppliers of major components with his tender.
- 7.3 The tenderer shall be prepared to commit themselves in writing to the technical officer with an adequate, experienced and stable project team for the duration of the contract.

7.4 Transnet Engineering will not consider any Tenderer's offer that, in the sole opinion of Transnet Engineering, does not have adequate experience in the design and manufacture of such equipment.

7.5 Contractors shall do the installation simultaneously with other contractors on-site busy with other work and shall plan work that it integrates with other work performed.

8. MATERIAL AND WORKMANSHIP

8.1 Machinery shall be offered complete in all respects, including all standard Equipment normally offered by manufactures, all of which shall be specified in detail.

8.2 The equipment, as made and supplied, shall be complete in every respect, of modern design, using the most advanced proven technology extensively supported by reputable local companies, and be built to good engineering practices.

Tenderers shall supply a list of all the main components (mechanical, electrical etc.) proposed as well as the addresses of the local support companies.

8.3 All parts and components shall be adequately protected against damage and corrosion during shipping, transport and storage.

Should any of the items called for be standard equipment, then the words "Standard Equipment" shall appear against the item.

NB: Tenderers shall indicate clause-by-clause either that they comply in every respect with the specific requirements, or if not, exactly how it differs.

9. DEFINITIONS AND ABBREVIATIONS

CLIENT	Transnet Engineering Durban
TECHNICAL OFFICER	Project Manager, Transnet Engineering Durban
CONTRACTOR	Contractor appointed under this specification document
SABS	South African Bureau of Standards
Duty Cycle	Refers to the time as a percentage of a ten-minute period that you can weld at a certain load without overloading.
FEM	Federation of European Mechanical Handling Standard
ISO	International Organisation for Standardisation

10. GENERAL

10.1 The successful tenderer will be subjected to a workshop inspection by Transnet Engineering, to ensure that the facilities are to the satisfaction of the Transnet Engineering in terms of the quality control and equipment capabilities for manufacturing such type of equipment.

10.2 The tenderers shall guarantee that the rating and size etc. of the equipment offered, will be adequate to perform the duties required.

11. SITE ESTABLISHMENT

- 11.1 The contractor shall be solely responsible for safety of his staff and for providing security to safeguard his works and material on site, until such a time.
- 11.2 The contractor shall be required to attend site meetings when convened by the Project Leader controlling the contract.
- 11.3 The contractor shall be responsible for any damages caused by his staff to the building and civil works on site.

12. PENALTY CLAUSES

- 12.1 Due to the criticality of this project, penalties will be levied for late deliveries.