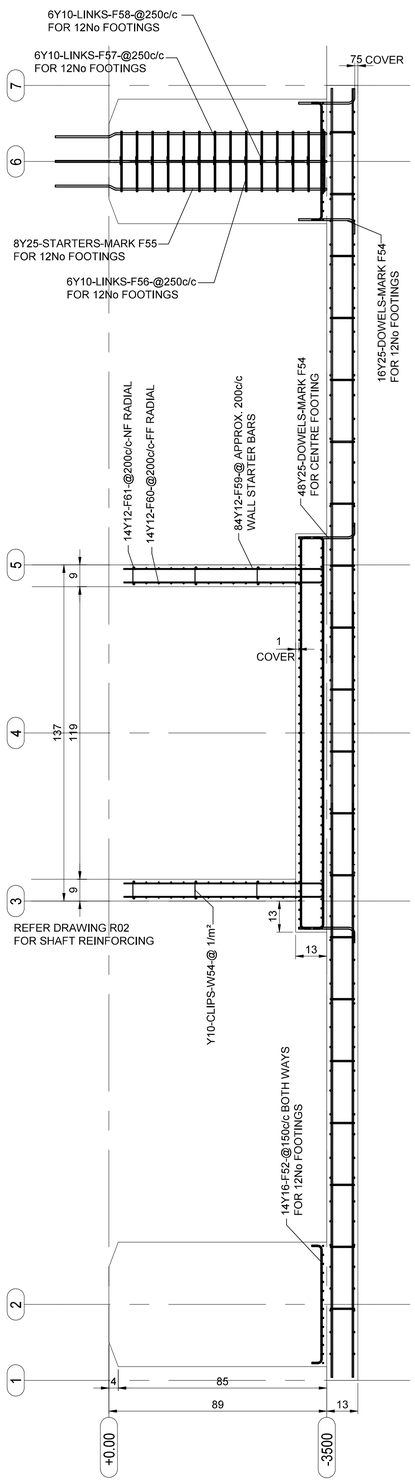

SECTION A-A

SCALE 1:50

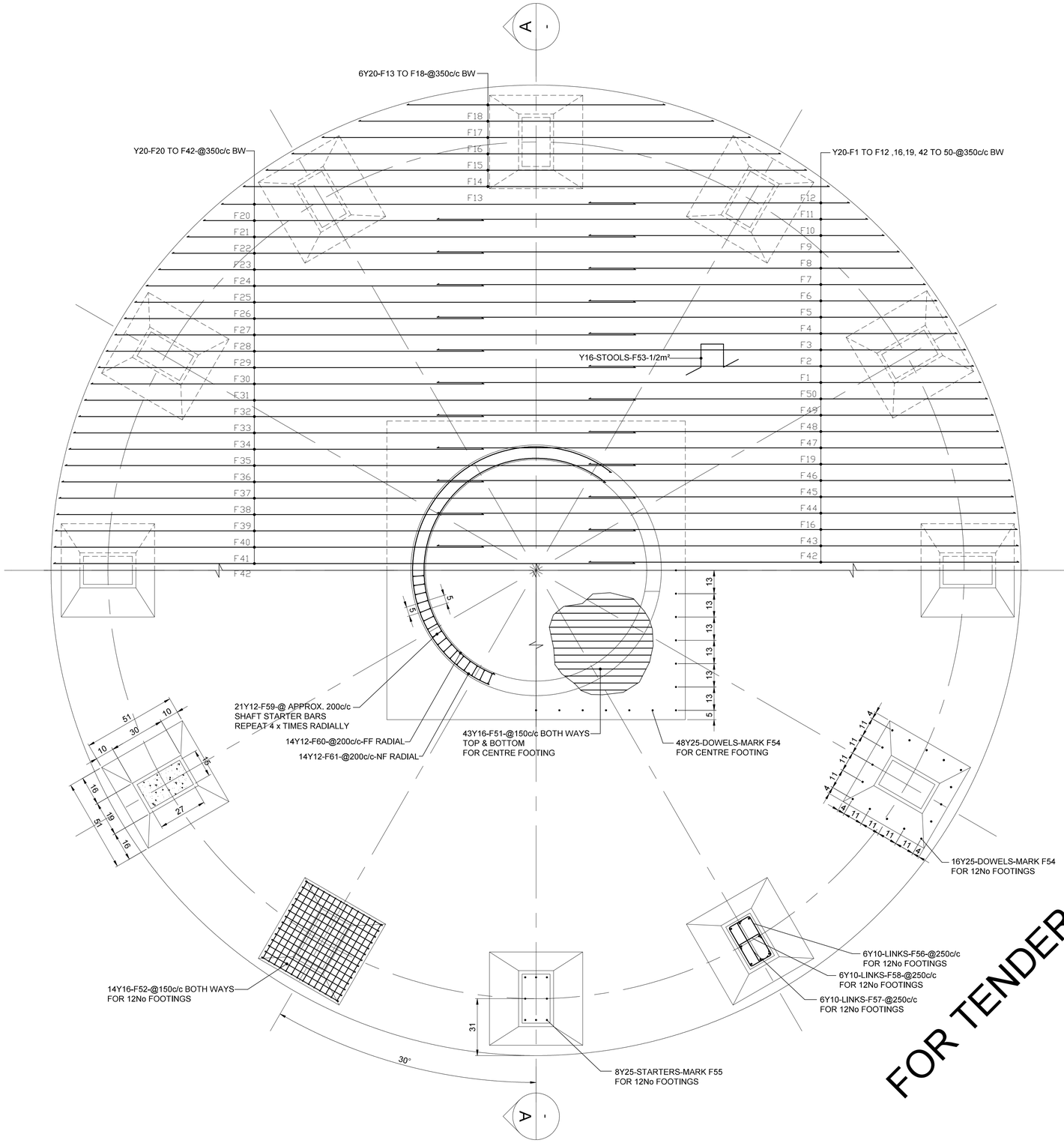

FOUNDATION LAYOUT

SCALE 1:50

FOR TENDER ONLY

Reinforcing bending dimensions for shape codes (SANS 282)

	Type	Mark	No	Length	Shape	A	B	C	D	E	r	Mass each	All
FOUNDATION REINFORCING	Y20	F18	8	5530	20	5531						13.6	109.1
	Y20	F12	8	5580	20	5588						13.8	110.1
	Y20	F21	8	6010	20	6010						14.8	118.6
	Y20	F10	8	6330	20	6331						15.6	124.9
	Y20	F23	8	6670	20	6679						16.4	131.6
	Y20	F8	8	6940	20	6946						17.1	136.9
	Y20	F25	8	7230	20	7237						17.8	142.6
	Y20	F6	8	7460	20	7461						18.4	147.2
	Y20	F17	8	7610	20	7611						18.8	150.1
	Y20	F27	8	7700	20	7705						19.0	151.9
	Y20	F4	8	7890	20	7892						19.5	155.7
	Y20	F29	8	8100	20	8100						20.0	159.8
	Y20	F2	8	8250	20	8252						20.3	162.8
	Y20	F31	8	8420	20	8424						20.8	166.1
	Y20	F50	8	8540	20	8547						21.1	168.5
	Y20	F33	8	8680	20	8683						21.4	171.2
	Y20	F48	8	8780	20	8785						21.7	173.2
	Y20	F20	8	8870	20	8878						21.9	175.0
	Y20	F35	8	8890	20	8891						21.9	175.4
	Y20	F19	8	8960	20	8969						22.1	176.8
	Y20	F37	8	9040	20	9046						22.3	178.3
	Y20	F45	8	9100	20	9101						22.4	179.5
	Y20	F39	8	9150	20	9153						22.6	180.5
	Y20	F16	16	9180	20	9186						22.6	362.2
	Y20	F41	8	9210	20	9210						22.7	181.7
	Y20	F43	8	9220	20	9220						22.7	181.9
	Y20	F11	8	9230	20	9233						22.8	182.1
	Y20	F22	8	9610	20	9615						23.7	189.6
	Y20	F9	8	9900	20	9908						24.4	195.3
	Y20	F24	8	10230	20	10230						25.2	201.8
	Y20	F7	8	10470	20	10470						25.8	206.6
	Y20	F15	8	10480	20	10481						25.8	206.8
	Y20	F26	8	10730	20	10736						26.5	211.7
	Y20	F5	8	10940	20	10941						27.0	215.8
	Y20	F28	8	11160	20	11169						27.5	220.2
	Y20	F3	8	11330	20	11336						27.9	223.5
	Y20	F30	8	11520	20	11521						28.4	227.3
	Y20	F14	8	11590	20	11591						28.6	228.6
	Y20	F1	8	11660	20	11662						28.8	230.0
	Y20	F32	8	11810	20	11814						29.1	233.0
	Y20	F49	8	11920	20	11929						29.4	235.2
	Y20	F34	8	12040	20	12049						29.7	237.5
	Y20	F47	8	12130	20	12139						29.9	239.3
	Y20	F36	8	12230	20	12231						30.2	241.3
	Y20	F46	8	12290	20	12297						30.3	242.5
	Y20	F38	8	12360	20	12361						30.5	243.8
	Y20	F44	8	12400	20	12404						30.6	244.6
	Y20	F40	8	12440	20	12443						30.7	245.4
	Y20	F42	16	12460	20	12464						30.7	491.6
	Y20	F13	8	12560	20	12565						31.0	247.8
	Y25	F54	244	1070	34	247						4.1	1006.3
	Y10	F58	168	710	35	520						0.4	73.4
	Y10	F57	168	1160	35	970						0.7	120.1
	Y12	F59	84	6560	35	230						5.8	489.3
	Y16	F52	336	2130	35	1900						3.4	1130.0
	Y16	F51	172	6530	35	6300						10.3	1773.5
	Y25	F55	96	4650	41	1147	118		79			17.9	1720.4
	Y16	F53	214	1690	83	359	389	369				2.7	571.2
	Y10	F56	168	3090	60	970	520					1.9	319.7
	Y12	F60	28	8240	65	2395						7.3	204.9
	Y12	F61	28	9020	65	2641						8.0	224.3

Total of 2122 bars with a mass of 17545.7 kg per cast unit.

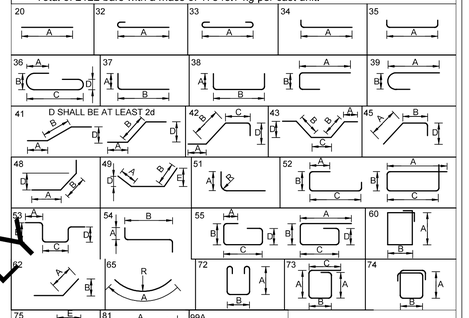

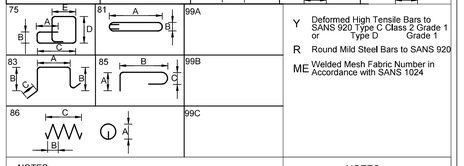

Y Deformed High Tensile Bars to SANS 920 Type C Class 2 Grade 1 or Type D Grade 1

R Round Mild Steel Bars to SANS 920

ME Welded Mesh Fabric Number in Accordance with SANS 1024

NOTES:
1. Use shape code 99 for all other shapes and a dimensioned sketch of the shape shall be given in the bar schedule
2. Radii of all bends are standard unless R is given in Bar Schedule
3. Dimensions are all external (outside dimensions)
4. All shapes are based on SANS 282 shape codes
5.All Splices must not be less than 40d

LEGEND

B1	Lowest of bottom layers
B2	Second lowest of bottom layers
T1	Highest of top layers
T2	Second highest of top layers
NF	Near Face
FF	Far Face
AT	Alternate

NOTES:
1) ALL CONCRETE TO BE 35MPa
2) MIN COVER TO REINFORCING =40mm: UNLESS NOTED OTHERWISE
3) DRAWING TO BE READ IN CONJUNCTION W CONCRETE LAYOUTS
4) LONGITUDINAL BARS TO HAVE LAP LENGTHS NOT LESS THAN 40D
5) ALL STEEL TO BE FIXED ON SITE
6) NO CONCRETE TO BE POURED UNTIL APPROVED BY THE ENGINEER
7) BACKFILLING TO BE COMPACTED 150mm MAX. PER LAYER

CONSULTING ENGINEERS
TRI-M CONSULTING ENGINEERS
LEGNUM PARK BUILDING
WATER MELON STREET
POLOKWANE

CLIENT
JOBURG WATER
17 HARRISON STREET
.

DESIGNED	K.K.	10-06-2017	
DRAWN	J.P.	10-06-2017	
CHECKED	K.K.	10-06-2017	
APPROVED BY: .	SIGNATURE	DATE	
ECSA REG. No.			
CHECKED			
	SIGNATURE	DATE	

17 HARRISON STREET
MARSHALLTOWN
2107

TEL: (011) 688-1400

FAX: (011) 688-1529

FOREST HILL WATER SUPPLY
NEW WATER TOWER & PUMP STATION

FOUNDATION
REINFORCING LAYOUT & DETAILS

SURVEY INFORMATION		APPROVAL BY JW DEPOT			SCALE		AMENDMENTS	
PROJECT SURVEYOR:		CHECKED			1: 50; 1: 25	REV:	DESCRIPTION	DATE:
		APPROVED BY:						
DATE:			SIGNATURE	DATE				
CCTV INFORMATION		APPROVAL BY JW PLANNING						
CCTV COMPANY:		CHECKED						
		APPROVED BY:						
DATE:			SIGNATURE	DATE				

JW14402	R01	-	0
CONTRACT No.	DRAWING No.		REV.
A1	SHEET 1	OF	5
ORIGINAL PAGE SIZE			

FILE No.