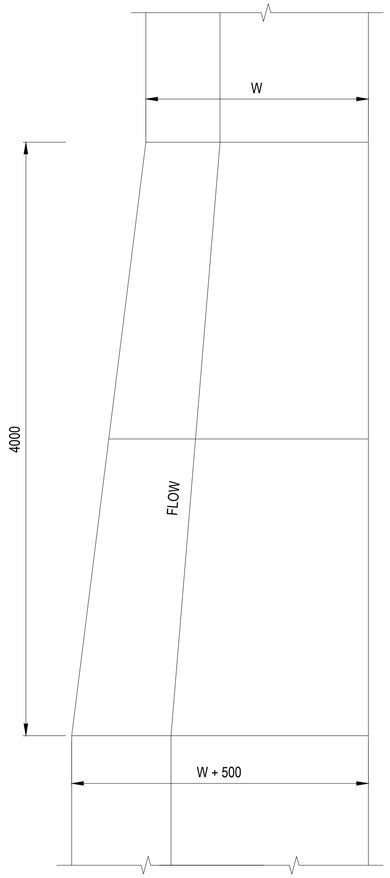

PLAN
SCALE :NTS

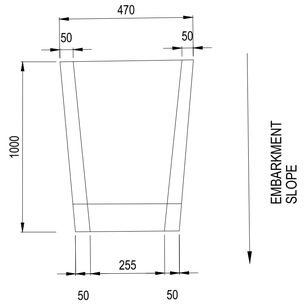

PLAN
DISCHARGE CHUTE
PREFABRICATED BLOCKS

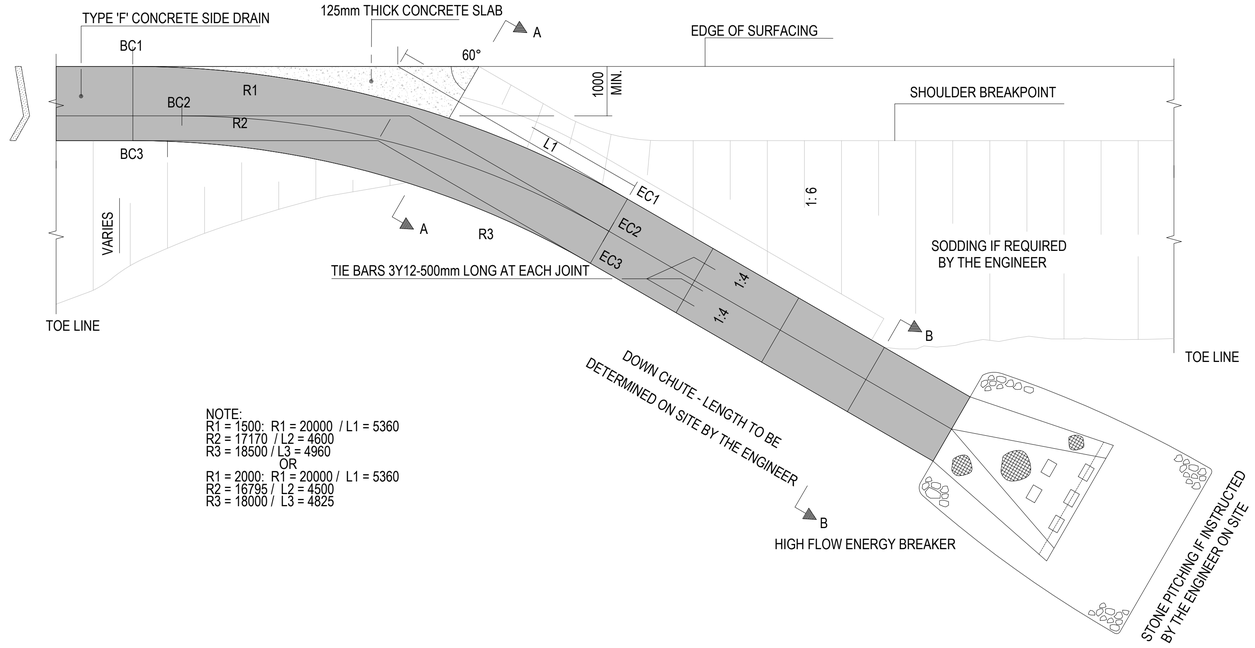

NOTE:
R1 = 1500: R1 = 20000 / L1 = 5360
R2 = 17170 / L2 = 4600
R3 = 18500 / L3 = 4960
OR
R1 = 2000: R1 = 20000 / L1 = 5360
R2 = 16795 / L2 = 4500
R3 = 18000 / L3 = 4825

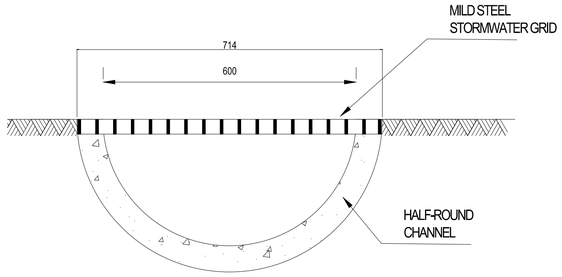

GRID CHANNEL

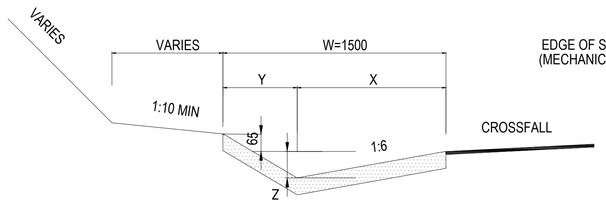

POSITION OF TYPE 'F' CONCRETE CHANNEL
SCALE :NTS

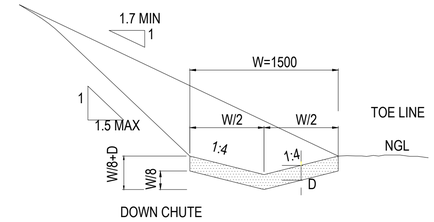

SECTION B-B SHOWING
TYPE 'E' CONCRETE CHANNEL
SCALE :NTS

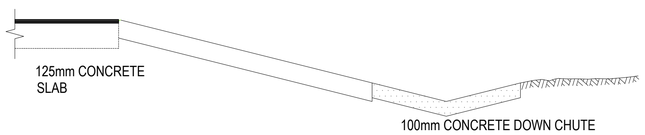

SECTION A-A
SCALE :NTS

ISSUED FOR TENDER

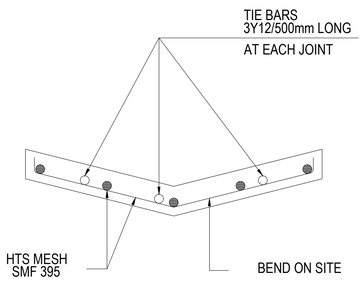

SECTION B-B
(MESH DETAIL)
SCALE :NTS

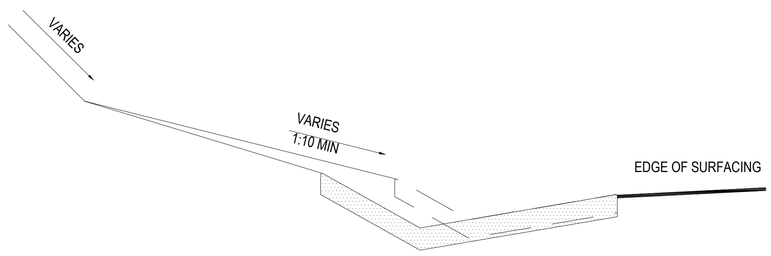

SECTION
TRANSITION IN TYPE 'F' CHANNELS
SCALE :NTS

W	X	Y	Z	D UNREINFORCED	D REINFORCED
1000	670	330	110	125	100
1500	1000	500	170	125	100
2000	1330	670	220	150	100
2500	1670	830	280	150	100

DIMENSIONS OF TYPE 'F'
CONCRETE CHANNELS

W	W/2	W/8	W/8+D	D UNREINFORCED	D REINFORCED
1000	500	125	250	125	100
1500	750	188	313	125	100
2000	1000	250	400	150	100
2500	1250	313	463	150	100

DIMENSIONS OF TYPE 'E'
CONCRETE CHANNELS

D.O.	REV	DATE	INDEX REFERENCE	REV BY	CHKD BY	AUTH BY	KKS APP	REFERENCE DRAWINGS
	0	08/11/2017	ISSUED FOR TENDER	KM	FLR	MM		STANDARD DETAILS

** REVISION **

DRG REGISTER		AUTHORISED FOR ESKOM BY	DATE
DESIGN APPROVED		WG BEEGTE	
KKS APP		2 Lynwood Galleries, 354 Rosemary Road, Lynwood, Tshwane, Tel: (012) 361 3629, Fax: (012) 361 3625	Nyeleti
DO AUTH	08 11 2017	MM	
CHKD BY	08 11 2017	FLR	
DRAWN BY	08 11 2017	KM	
SCALE	AS SHOWN	Eskom	

MEDUPI POWER STATION
GATE 4 AND WEIGH BRIDGE
CONCRETE CHANNELS
OUTLET DETAILS

14031 - AE - 372

0.84 / 51410

SHEET 3 REV 0

SIZE GROOTTE A1L