
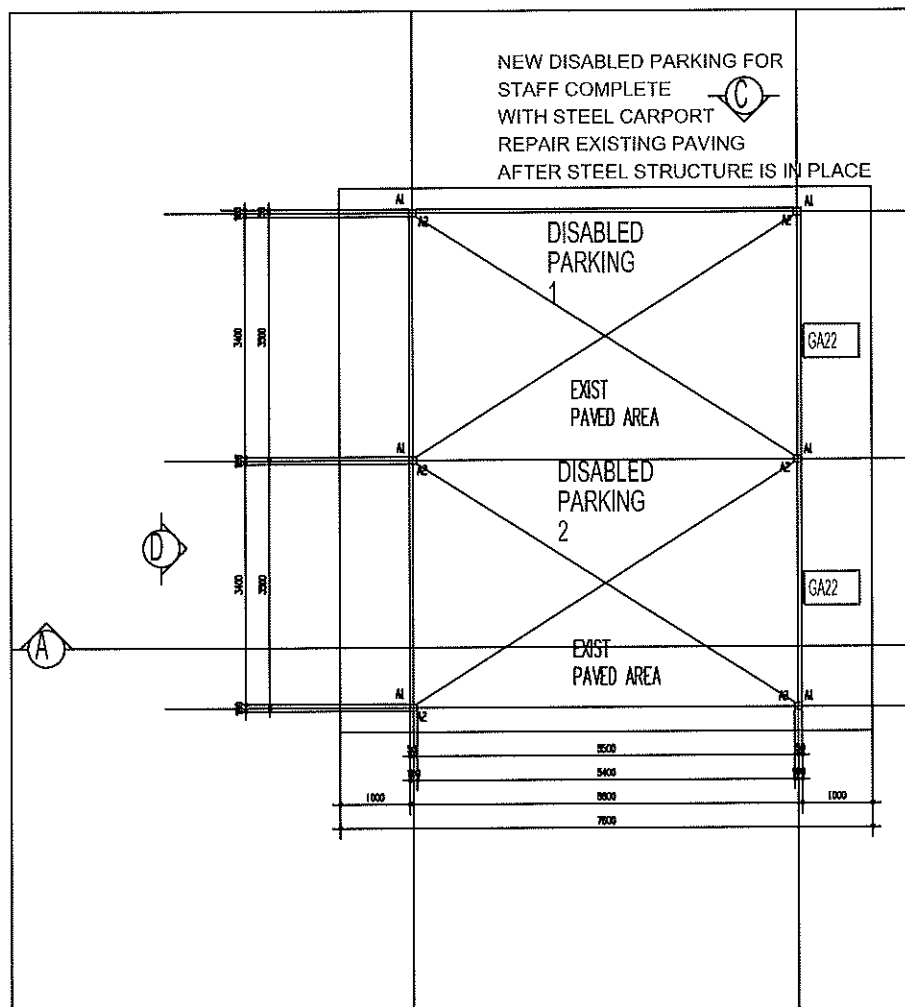
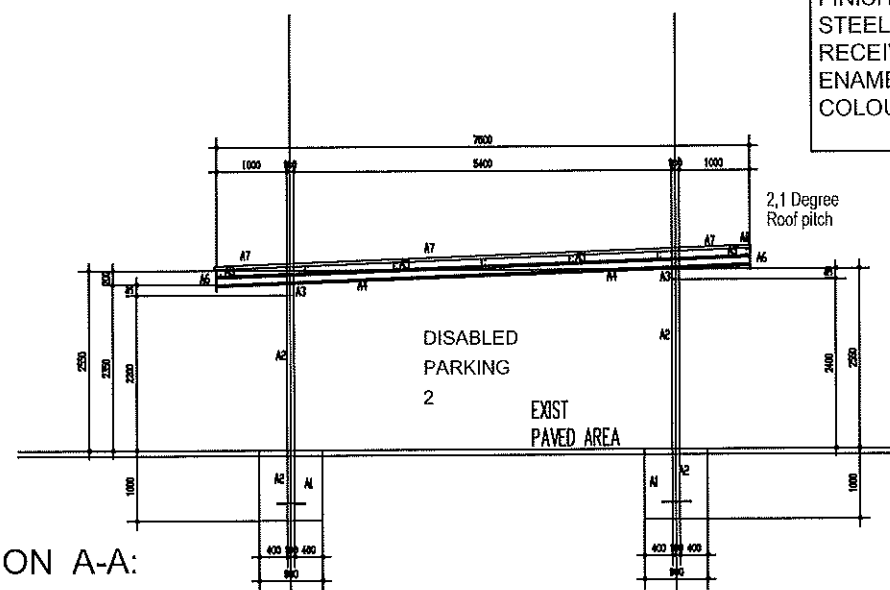


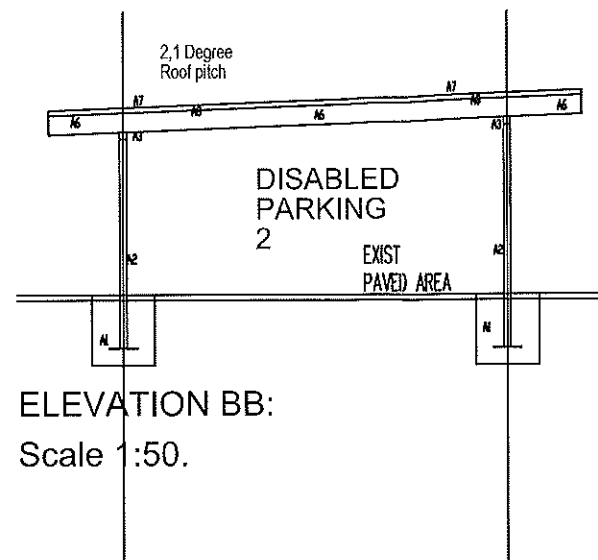
NO.	DATE	AMENDMENT	D.P.W.
Copyright vests in the Department of Public Works ALL DIMENSIONS TO BE CHECKED ON SITE. ALL MATES MEET UP THEREIN HANGMAN WARD.			
and the name			
 Acting Director-General DR. S. PHILLIPS			
consultant/departmental WASHUKU LAMBRICHTS ARCHITECTS: TEL: 015-297 7892, FAX: 015-297 7893. E-MAIL: MLARCH@M.WECO.ZA: PO BOX 11549, BEHODOR, 0699.			
discipline <b>ARCHITECTURE:</b>			
service <b>PRAKTISEER MAGISTRATES: OFFICE</b>			
CONSTRUCTION OF FACILITIES FOR DISABLED AT COURTS:			
WCS number <b>WCS 051621</b>			
drawing title DETAIL LAYOUT SITE PLAN:			
PRAKTISEER MAGISTRATES OFFICE: Scale 1:50.			
refers		designed M. LAMBRICHTS:	
scale 1:50		drawn W. MOLEPO:	
date FEB 2015:		checked M. LAMBRICHTS:	
type number			
drawing number <b>196-W002PRA</b>			



PLAN:  
DETAIL LAYOUT DISABLED PARKING  
AREA FOR STAFF AND PUBLIC  
Scale 1:50.



SECTION A-A:  
Scale 1:50.

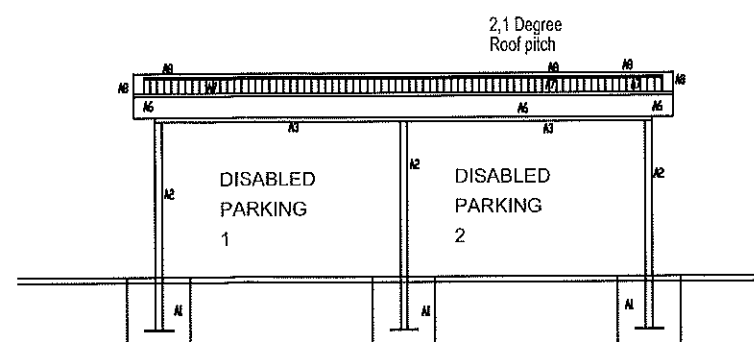


ELEVATION BB:  
Scale 1:50.

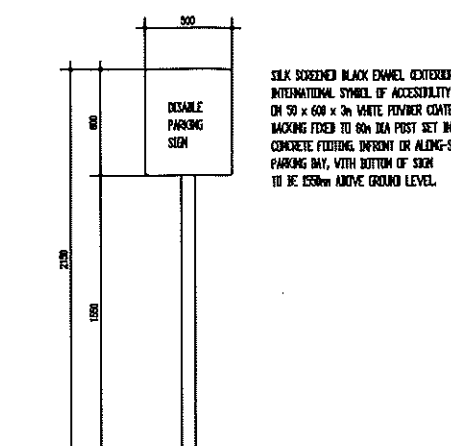
#### GENERAL SPECIFICATION STEEL CARPORT FOR DISABLED:

- A1: 900 x 900 x 1000mm Deep concrete footing
- A2: 100 x 100 x 3,5mm M/S Square-tubing column secured in concrete footing
- A3: 150 x 100 x 3,5mm M/S rectangular tubing steel beam secured on top of column according manufactureres details.
- A4: 150 x 75 x 20mm Cold rolled steel lip channel roof beams at 1,5m Spacing maximum secured on top of beam according to specialist details
- A5: 125 x 50 x 20mm Cold rolled steel lip channel roof purlins at 1,2m C/C spacings secured on top of roof beams by specialist details
- A6: 300 x 10mm NUTEC fibre cement fascia board secured to steel frame with self-tapping screws
- A7: 0,6mm Thick galvanized sheetmetal CORRIGUTED iron roof sheeting secured agains purlins wits roof-screws according to SABS & NBR standards & requirements
- A8: 0,6mm Galvanized sheetmetal covered flashing

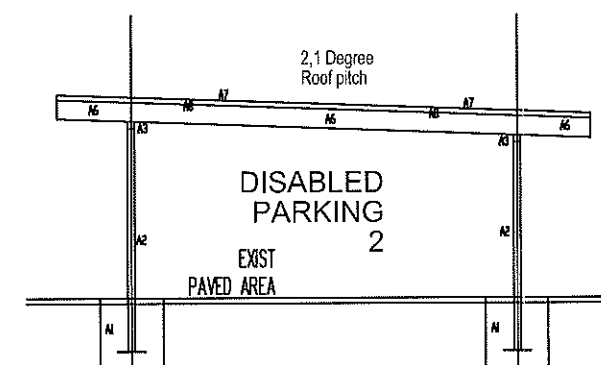
FINISHES:  
STEEL STRUCTURE TO BE PAINTED RED-OXIDE PRIMER , TO RECEIVE 1/COAT UNIVERSAL UNDERCOAT + 2/COATS GLOSS ENAMEL PAINT COLOUR TO CLIENT




ELEVATION DD:  
Scale 1:50.

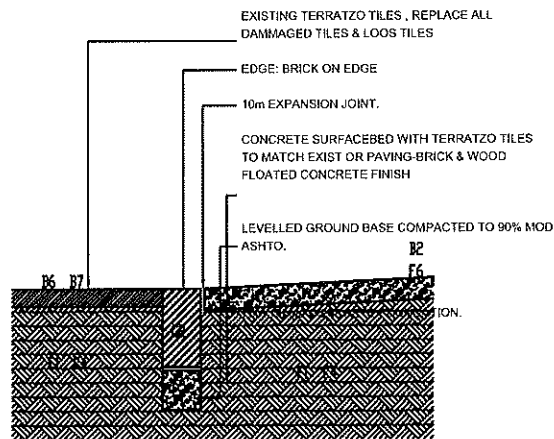


DETAIL DISABLE  
SIGNAGE  
Scale 1:20.



ELEVATION CC:  
Scale 1:50.

NO.	DATE	AMENDMENT	D.P.W.
NOTES REABLE VO			
Copyright 1998 by the Department of Public Works ALL DIMENSIONS TO BE CHECKED ON SITE ALL NOTES MUST BE OF TERREM MAGAZINE WORLD			
cod file name			
 <p>Acting Director-General DR S. PHILLIPS</p>			
<p>consultant/department TASHILO LAMBECHTS ARCHITECTS TEL: 015-297 7532, FAX: 015-297 7533 E-MAIL: MLARCH@MLWECOZA PO BOX 11540, BEINOR, 0659.</p>			
<p>discipline <b>ARCHITECTURE:</b></p> <p>series <b>PRAKTISEER MAGISTRATES: OFFICE</b></p> <p><b>CONSTRUCTION OF FACILITIES FOR DISABLED AT COURTS:</b></p>			
<p>WCS number <b>WCS 051621</b></p> <p>drawing title <b>DISABLED PARKING LAYOUT: PRAKTISEER MAGISTRATES OFFICE: Scale 1:50.</b></p>			
ref.no	designed M. LAMBECHTS:		
scale 1:50	drawn W. MOLEPO:		
date FEB 2015:	checked M. LAMBECHTS:		
type number	drawing number		
<b>196-W003PRA</b>			



RAMP LAYOUT:  
Scale 1:50.

GENERAL SPECIFICATIONS;

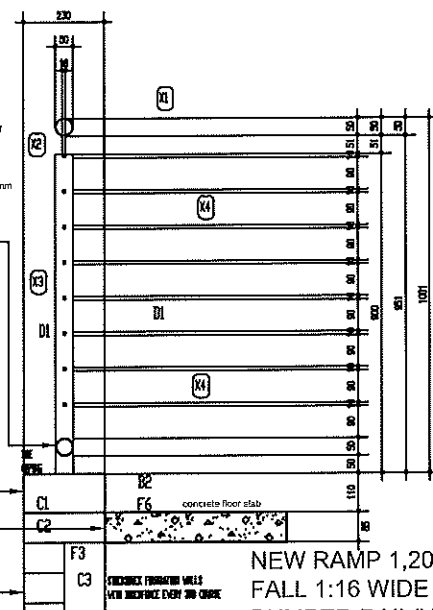
- X2: 15mm Dia M/S solid vertical spacer.  
X3: 50mm Dia M/S Vertical posts with 100x100x5mm Baseplate welded at bottom and secure on top of floor according to specialist details.  
X4: 15mm Dia Solid-bars horizontal & diagonal spacers at centers as indicated on detail-layout.

BUMPER-RAIL & HANDRAIL OUT OF 50mm DIA M/S HOLLOW ROUND SECTION WITH 15mm DIA SOLID ROUND-BAR WELDED TO HOLLOW SECTION AT 500mm C/C SPACINGS GROUT INTO WALL/SURFACEBED AND COVERED WITH 25mm DIA x 3mm COVERPLATED SPOT WELDED TO SOLID ROUND BAR FINISH: POWDER COATED FINISH COLOUR ACCORDING TO ARCHITECT

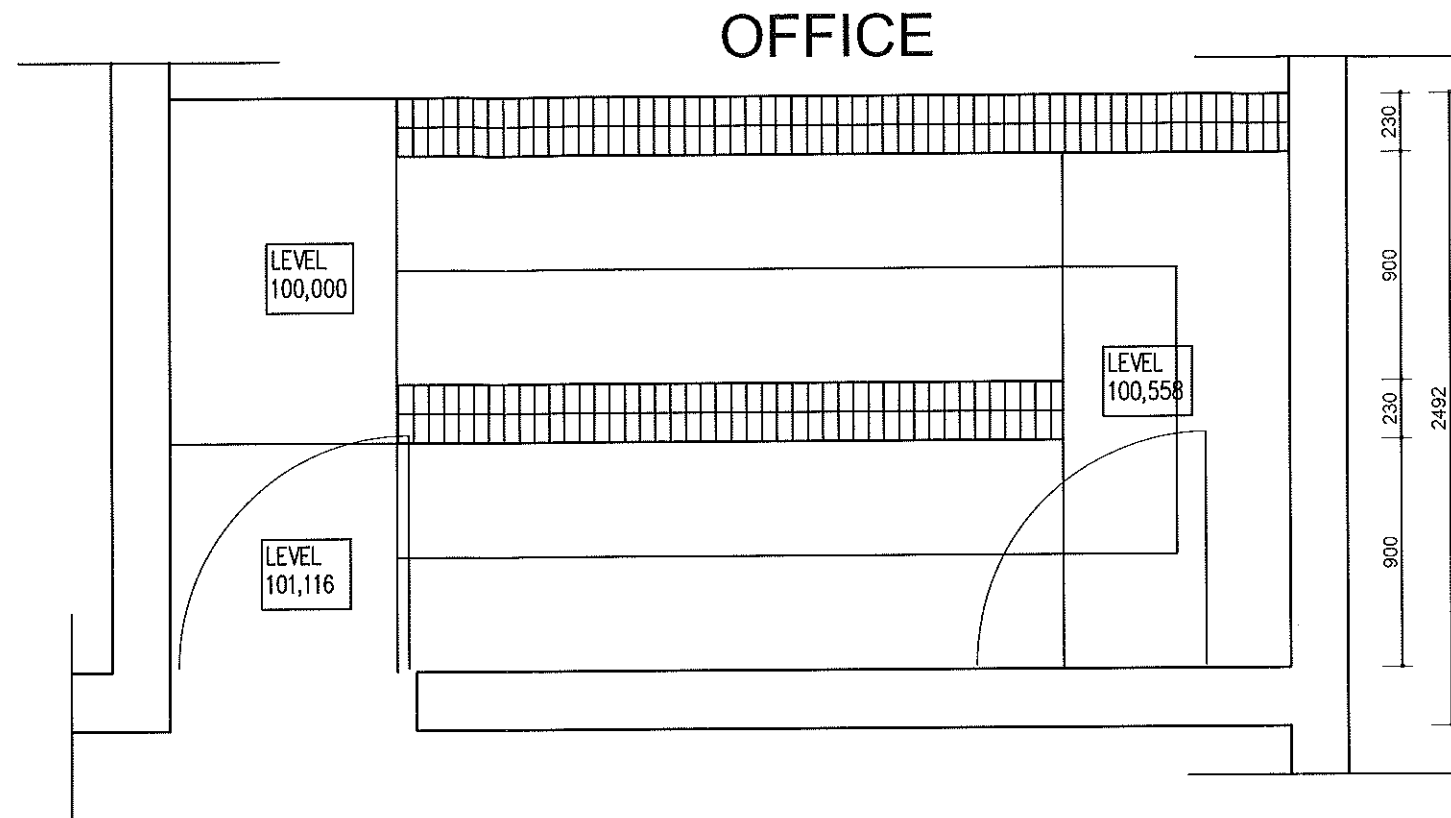
85mm IN-SITU 15Mpa CONCRETE SLAB, FALL OF 1:12 CAST WITH WOODEN FORMEL FINISH ON COMPACTED GROUND FILLING 93&

BRICK ON EDGE

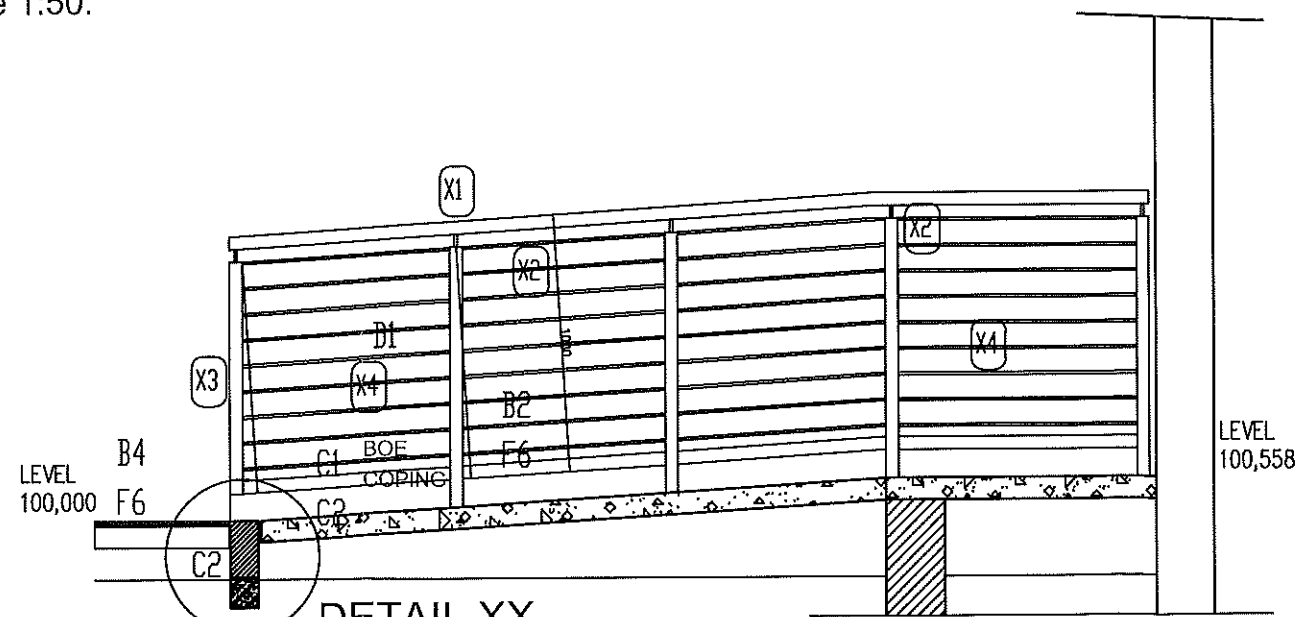
FACE-BRICK WALL BUILD IN STRETCHER-BOND TO MATCH EXISTING




DETAIL YY  
Scale 1:10.

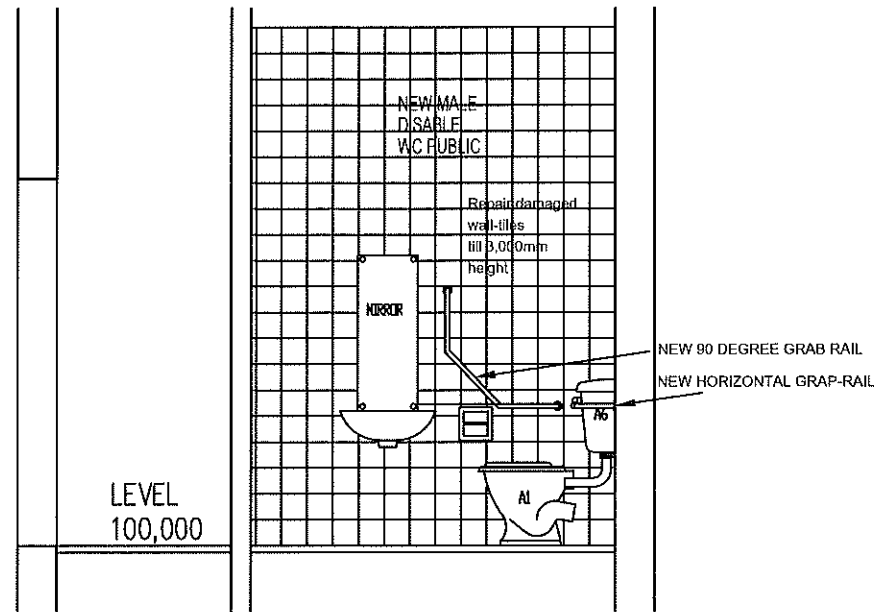


RAMP LAYOUT:  
Scale 1:50.

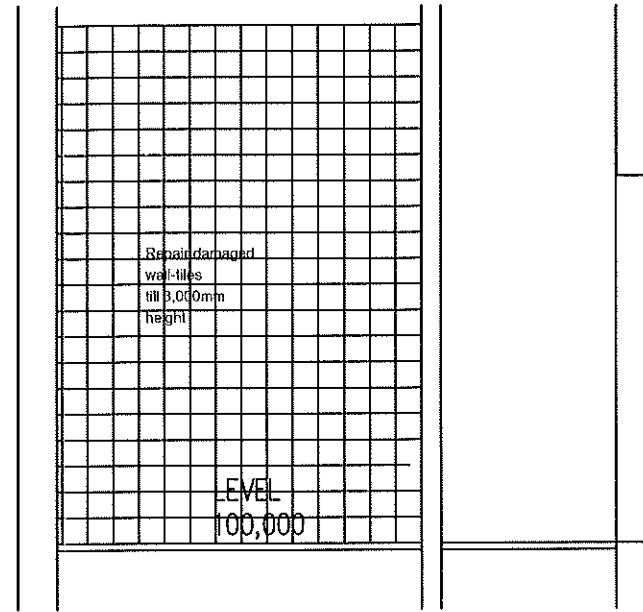


DETAIL XX  
Scale 1:10.

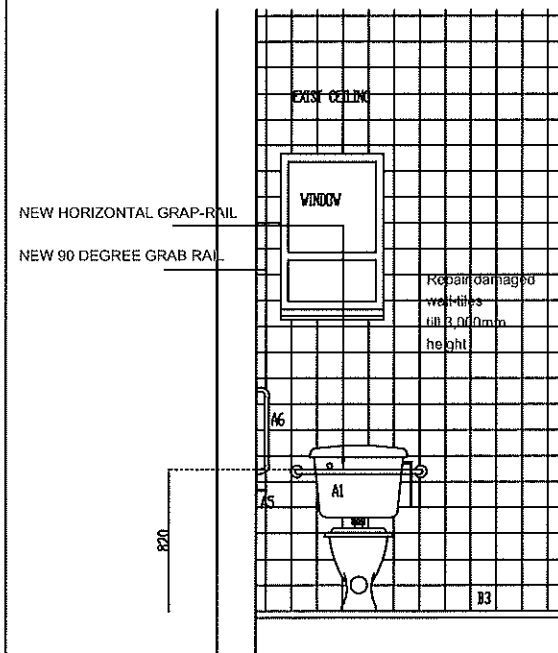
NO.	DATE	AMENDMENT	D.P.W.
<p>Copyright vested in the Department of Public Works</p> <p>ALL DIMENSIONS TO BE CHECKED ON SITE.</p> <p>ALL MATES MEET OF TENDERS HAZEDAH ROAD.</p>			
<p>and the same</p>			
<p></p> <p>Acting Director-General DR. S. PHILLIPS</p>			
<p>consultant/department MASHILO LAMBRICHTS ARCHITECTS TEL: 015-297 7892, FAX: 015-297 7893 E-MAIL: MLARCH@M.WEDCO.ZA PO BOX 11540, BENDOR, 0699.</p>			
<p>discipline <b>ARCHITECTURE:</b></p> <p>service <b>PRAKTISEER MAGISTRATES: OFFICE</b></p>			
<p>CONSTRUCTION OF FACILITIES FOR DISABLED AT COURTS:</p>			
<p>WCS number <b>WCS 051621</b></p>			
<p>drawing title <b>DETAIL LAYOUT RAMP PLAN:</b></p>			
<p>PRAKTISEER MAGISTRATES OFFICE: Scale 1:50.</p>			
ref.no	designed M. LAMBRICHTS:		
scale 1:50	drawn W. MOLEPO:		
date FEB 2015:	checked M. LAMBRICHTS:		
type number			
drawing number <b>196-W004PRA</b>			



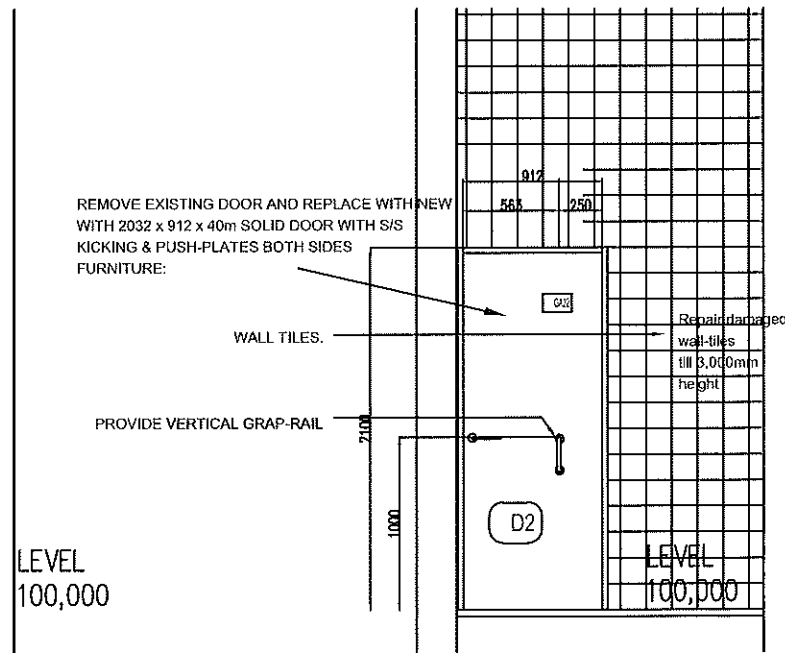
ELEVATION A:  
Scale 1:20.



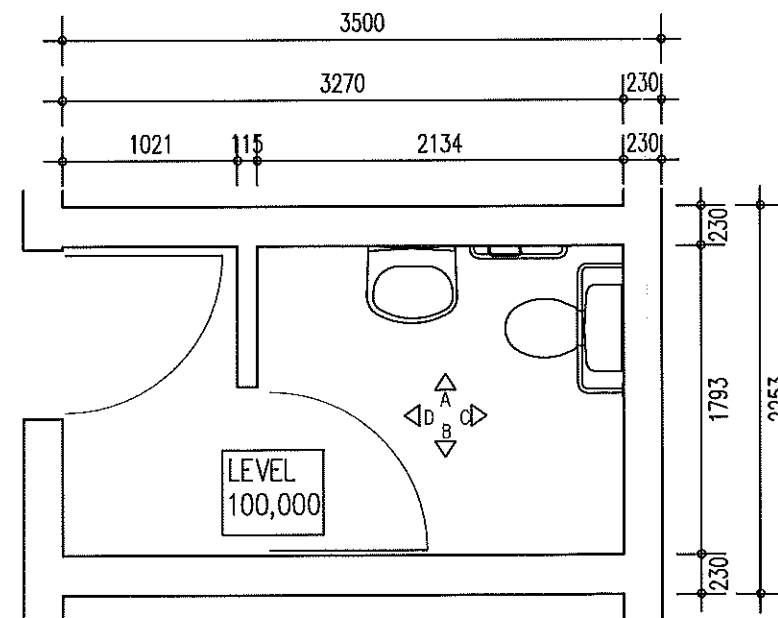
ELEVATION B:  
Scale 1:20.




ELEVATION C:  
Scale 1:20.



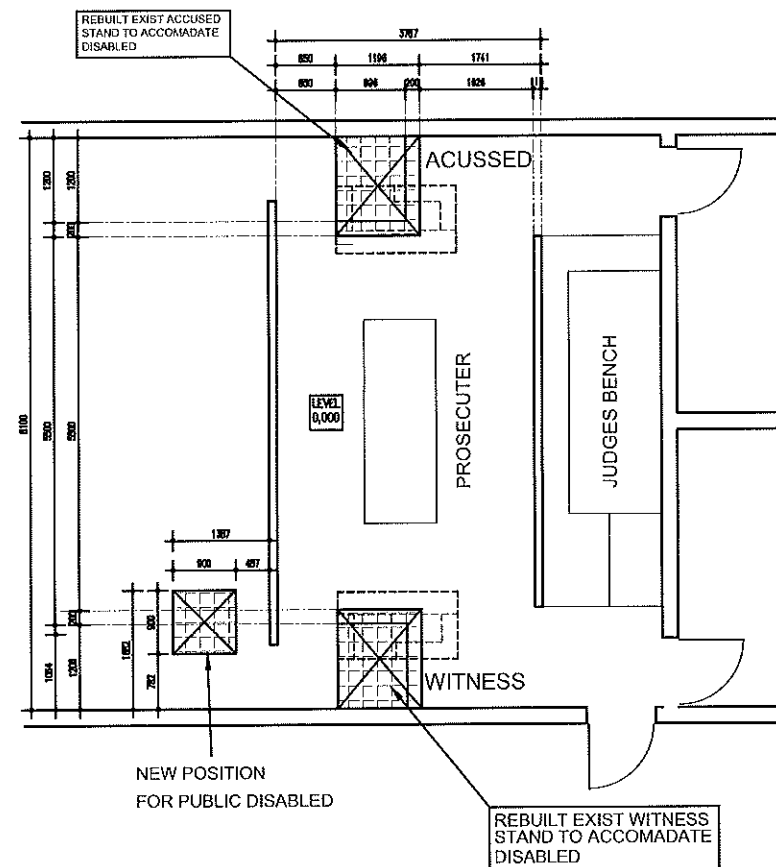
ELEVATION D:  
Scale 1:20.



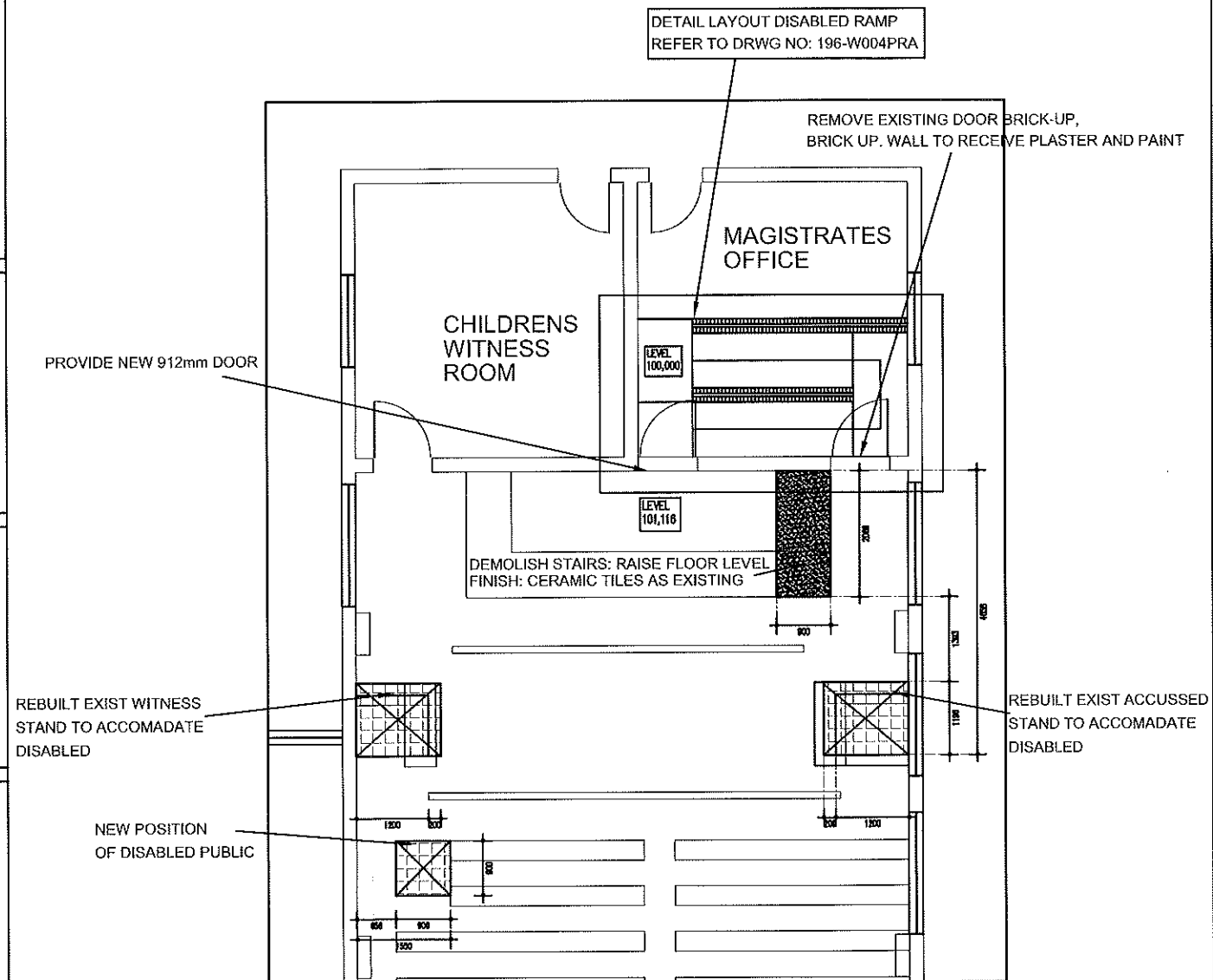
DISABLED FLOOR PLAN:  
Scale 1:20.

NO.	DATE	AMENDMENT	D.P.W.
<p>Copyright vests in the Department of Public Works</p> <p>ALL DIMENSIONS TO BE CHECKED ON SITE.</p> <p>ALLE MATES MOET OP TERREIN NAZESLAAN WORDEN.</p>			
<p>cod file name</p>			
<p>    Acting Director-General  DR S. PHILLIPS </p>			
<p> <i>designed / ontwerper</i>  <b>HASHIL LAMBRECHTS ARCHITECTS</b>  TEL: 015-297 7892 , FAX: 015-2977893.  E-MAIL: HLARCH@HWECIOZA  PO BOX 11540 , BENDOR , 0699. </p>			
<p> <i>discipline</i>  <b>ARCHITECTURE:</b> </p>			
<p> <i>verre</i>  <b>PRAKTISEER MAGISTRATES COURT</b> </p>			
<p> CONSTRUCTION OF FACILITIES FOR DISABLED AT COURTS:  NEAR POLICE STATION </p>			
<p> WCS number  <b>WCS 051621</b> </p>			
<p> <i>drawing title</i>  DETAIL LAYOUT  DISABLED WC FOR PUBLIC  MALE &amp; FEMALE  PRAKTISEER  MAGISTRATES OFFICE:  Scale 1:20. </p>			
<i>rekeno</i> 1:20		<i>ontwerper</i> M. LAMBRECHTS:	
<i>kode</i> FEB 2015:		<i>teken</i> W. MOLEPO:	
<i>type number</i> 196-W005PRA		<i>ontwerper</i> M. LAMBRECHTS:	






COURT DETAIL LAYOUT :  
FLOOR PLAN :  
Scale 1:50.



COURT DETAIL LAYOUT :  
FLOOR PLAN :  
Scale 1:50.

NO.	DATE	AMENDMENT	D.P.W.
<p>Copyright vests in the Department of Public Works</p> <p>ALL DIMENSIONS TO BE CHECKED ON SITE.</p> <p>ALLE MATES MOET OP TERREIN NAZESKAM WERD.</p>			
<p>not file name</p>			
<p></p> <p>Acting Director-General DR S. PHILLIPS</p>			
<p>consultant/department MASHIRO LAMBRICHTS ARCHITECTS: TEL: 015-297 7892, FAX: 015-297 7893, E-MAIL: MLARCH@M.VIECO.ZA, PO BOX 11540, BEHDOR, 0699.</p>			
<p>discipline <b>ARCHITECTURE:</b></p> <p>service <b>PRAKTISEER MAGISTRATES: OFFICE</b></p>			
<p>CONSTRUCTION OF FACILITIES FOR DISABLED AT COURTS:</p>			
<p>WCS number <b>WCS 051621</b></p>			
<p>drawing title <b>DETAIL LAYOUT COURT ROOM:</b></p>			
<p>PRAKTISEER MAGISTRATES OFFICE: Scale 1:50.</p>			
ref.no	designed M. LAMBRICHTS:		
scale 1:50	drawn W. MOLEPO:		
date FEB 2015:	checked M. LAMBRICHTS:		
type number			
drawing number <b>196-W006:PRA</b>			