DESIGN PLAN
Scale 1 : 500

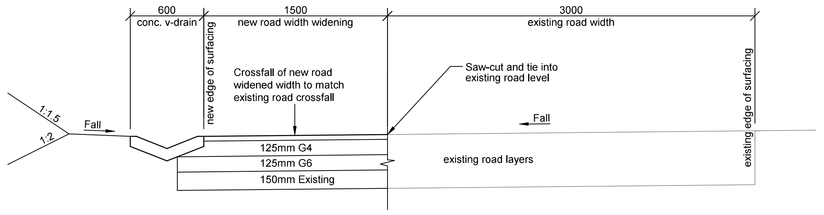

TYPICAL CROSS SECTION
Scale 1 : 25

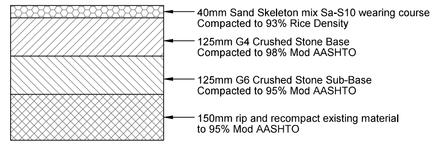

PAVEMENT DESIGN LAYERS
Scale 1 : 10

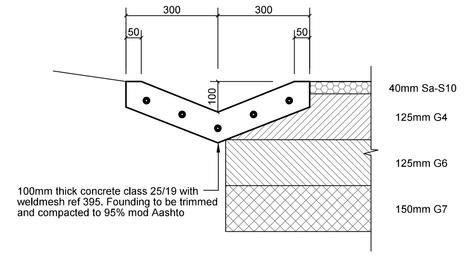

0.6m CONCRETE V-DRAIN
Scale 1 : 10

CITRUS LANE - CENTRE LINE DETAILS						
	No.	CHAINAGE	Y Co-Ord	X Co-Ord	CURVE DETAILS	REMARKS
	START	0.000	-2123.374	3296663.727	—	—
Curve No. 1	BC1 EC1 PI1 CC1	129.632 136.906	-2076.129 -2076.063 -2074.742 -2085.441	3296784.443 3296791.557 3296787.988 3296788.088	R = 10.000m IA = 41° 40' 37" TL = 3.806m AL = 7.274m	—
Curve No. 2	BC2 EC2 PI2 CC2	147.400 161.615	-2079.704 -2079.690 -2082.280 -2060.947	3296801.400 3296815.317 3296808.361 3296808.339	R = 20.000m IA = 40° 43' 23" TL = 7.423m AL = 14.210m	—
	END	219.546	-2059.477	3296869.608	—	—

CITRUS LANE - BELLMOUTH DETAILS						
	No.	CHAINAGE	Y Co-Ord	X Co-Ord	CURVE DETAILS	REMARKS
Curve No. 3	BC3 EC3 PI3 CC3	—	-2126.854 -2123.595 -2124.473 -2126.389	3296665.407 3296667.277 3296665.033 3296668.371	R = 3.000m IA = 77° 555 TL = 2.410m AL = 4.061m	—

SETTING OUT DETAILS

GENERAL NOTES:

1. CONTRACTOR TO EXERCISE EXTREME CARE AND CAUTION WHILST WORKING IN THE VICINITY OF ALL SERVICES.
2. CONTRACTOR TO ENSURE EXISTING SERVICES ARE TO BE EXPOSED PRIOR TO ANY CONSTRUCTION COMMENCING.
3. CONTRACTOR TO ENSURE THAT ANY BOUNDARY BEACONS DISLODGED ARE TO BE REPLACED IN ITS EXACT POSITION AFTER CONSTRUCTION AT CONTRACTORS OWN COST.
4. THE COST OF ANY DEVIATIONS (TRAFFIC) NOT PROVIDED OR SHOWN ON THE PLAN AND IN THE SCHEDULE AND REQUIRED BY THE CONTRACTOR TO ENABLE HIM TO COMPLY WITH THE NECESSARY TRAFFIC REQUIREMENTS ETC, SHALL BE AT THE CONTRACTORS OWN EXPENSE.
5. FINAL POSITION AND EXTENT OF BELLMOUTH TO BE CONFIRMED ON SITE BY ENGINEER
6. ALL DRIVEWAY ACCESSES TO BE MAINTAINED AND REGRADED TO SUITE NEW ROAD LEVELS WHERE REQUIRED FOR ENTIRE CONTRACT DURATION.
7. CONTRACTOR TO ENSURE EXISTING GRAVES, IF PRESENT, ARE PROTECTED AND NOT DISTURBED.
8. REMOVAL OF EXISTING TREES AND FENCES TO BE CONFIRMED WITH ENGINEER ON SITE PRIOR TO ANY CONSTRUCTION COMMENCING.
9. CONTRACTOR IS NOT ALLOWED TO UTILISE WATER FROM ANY RIVER OR STREAM FOR CONSTRUCTION.
10. VERGES AND EMBANKMENTS ARE TO BE TRIMMED AND SHAPED TO SPECIFICATION PRIOR TO ROAD ASPHALT BEING LAID.

DRAUGHTING SYMBOLS

DETAIL	Proposed	Existing
CENTERLINE		
WATERMAIN DUCT		
TELKOM CABLE DUCT		
ELECTRIC CABLE DUCT		
ELECTRIC CABLES		
ELECTRIC LIGHT POLE	ELP	ELP
TRAFFIC SIGNAL	TS	TS
CONSUMER DISTRIB. UNIT	CDU	CDU
TELKOM CABLES	TDP	TBP
TELEPHONE POLE	TP	TP
SEWER	S	S
STORMWATER DRAIN	SWD	SWD
STORMWATER INLET		
SCOOP	N	
KERB AND CHANNEL		
EARTH EMBANKMENT		
WATERMAIN		
VALVE — Valve	V	V
VALVE — Air Valve	AV	AV
FIRE PLUG	FP	FP
STANDARD HYDRANT	SH	SH
EXISTING M.H. TO BE CONVERTED TO CATCHPIT		
EXISTING CATCHPIT TO BE CONVERTED TO M.H.		

FOR TENDER PURPOSES ONLY

New Road Area ..... m²

Unsurfaced to Surfaced ..... km's

AS BUILT

Date ..... Sign .....

eTHEKWINI MUNICIPALITY

ENGINEERING UNIT
ROADS PROVISION DEPARTMENT

PLAN DESCRIPTION	DWG. NO.	
CONTINUED FROM		
CONTINUED ON		
CROSS SECTIONS		
TYPICAL CROSS SECTION		
SURVEY LAYOUT		

REDUCED PLAN USE SCALE BELOW

0 10 20 30 40 50 60 70

70mm ON ORIGINAL PLAN

DRAWN IN ALLYWINDOWS

WG31

Revision	Date	Description

NOTE:
No construction work to commence until land and servitude acquisitions have been completed

Acquisitions completed

Date Engineer

NORTH POINT

UNDERGROUND SERVICES CHECKED

SERVICE	DATE	SIGNATURE
S.W.DRAINS		
SEWERS		
WATER MAINS		
G.P.O.CABLES		
ELECTRIC CABLES		
S.A.R. CABLES		
E.S.C. CABLES		
OIL PIPE LINE		

NOTE:
Only underground services affected by new construction work are shown. Care must be taken during excavations for road foundations, trenches etc... to avoid damage to undergound services such as sewers, drains, cables, water mains and connections. Wherever possible these must be located before work proceeds.

Contract No: 1R-31614

Project Title: THE WIDENING OF CITRUS LANE IN WARD 36 DURBAN NORTH

Drawing Title: DIMENSIONS AND SETTING OUT PLAN

Scales	Reference
AS SHOWN	
Designed: T.SHABALALA	Date: 27 OCTOBER 2025
Checked: A.DELLAR	Drawn in AllyWindows by: D.NAIDOO

Manager RD (N)

D/H : RP

Head Engineering

Drawing No: 49499

Sheet 01 of 04 Sheets