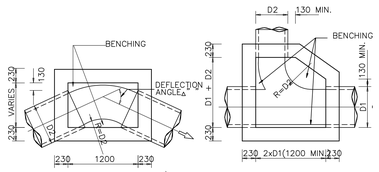

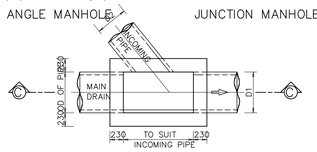

NOTES:

1. FOR DETAILS OF MANHOLES WHERE THE INCOMING PIPES ARE LARGER THAN 750 mm – REFER TO DRG's JRA–SD–S010, S011, S012
2. DIMENSION "W" TO BE AS FOLLOWS IF NOT OTHERWISE INDICATED:
   – 600 min.
   – MAX. OD OF OUTLET PIPE PLUS 300 mm.
3. REINFORCEMENT IN DECK SLABS TO BE Y12 DEFORMED H.T. BARS AT 150 c/c BOTHWAYS WITH 25 mm COVER.
4. FLOOR BENCHING AND HD CI FRAME SURROUNDS TO BE STEEL TROWELLED.
5. MANHOLE COVER TYPE 6 TO BE USED OUTSIDE ROAD SURFACE AREA.
6. MANHOLE COVERS TYPE 2A TO BE USED INSIDE ROAD SURFACE AREA.
7. DECK SLABS MAY BE CONSTRUCTED WITH PRECAST CONCRETE PLANKS WITH AN IN–SITU TOPPING PROVIDED THE COMPOSITE CONSTRUCTION IS OF EQUIVALENT STRENGTH.
8. JUNCTION BOX WALLS MAY ALSO BE CONSTRUCTED WITH 150 mm THICK CAST IN–SITU CLASS 20/19 CONCRETE.
9. JUNCTION BOXES SHALL NOT BE USED UNLESS SPECIFICALLY REQUIRED BY THE LOCAL AUTHORITY.
10. ALL BRICKS TO BE QUALITY FBSE30 TO SABS 227–1986 WITH WATER ABSORTION <14% AND EFFLORESCENE <10.
11. ALL BRICK WORK TO BE ENGLISH BOND.

TYPICAL JUNCTION BOX DETAIL

TRENCH COVERS (TYPE RS40)	
BEARER BAR SIZE	GRATING TRENCH COVER STANDARD SIZES WIDTH & LENGTH
25 x 4.5	325 x 1000
30 x 4.5	325 x 1000
40 x 4.5	325 x 1000
30 x 4.5	500 x 1000
50 x 4.5	500 x 1000

MENTIS 'RECTAGRID' TRENCH COVERS (TYPE RS40)	
BEARER BAR SIZE	GRATING TRENCH COVER STANDARD SIZES WIDTH & LENGTH
*25 x 4.5	325 x 1000
*30 x 4.5	325 x 1000
*40 x 4.5	325 x 1000
30 x 4.5	500 x 1000
50 x 4.5	500 x 1000

* AVAILABLE EX STOCK

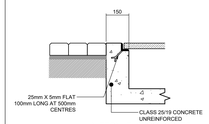

ALTERNATIVE CONCRETE CHANNEL DETAIL

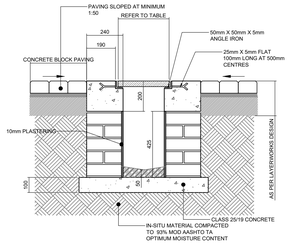

SECTION A-A
GRATED INLET

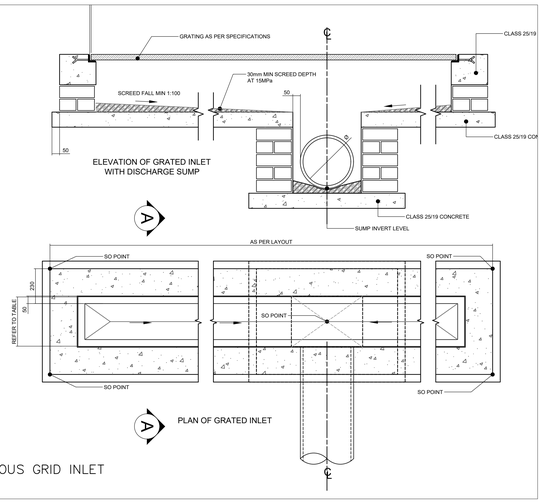

CONTINUOUS GRID INLET

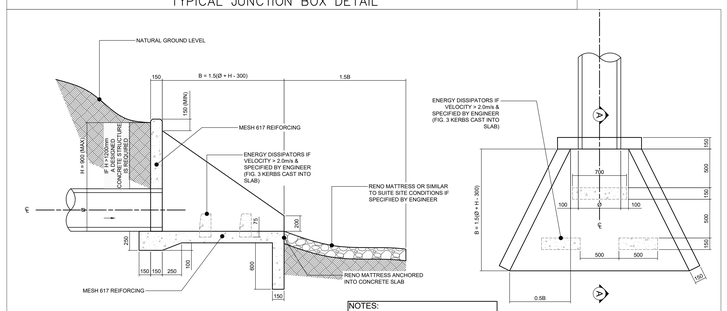

NOTES:

1. ALL CONCRETE HEADWALL STRUCTURES TO BE CLASS 20/19 CONCRETE WITH A WOOD FLOAT FINISH WITH 25 x 25 CHAMFER ON ALL EXPOSED EDGES
2. MINIMUM COVER TO REINFORCEMENT = 25mm OR 40mm ON THE GROUND
3. ALL ROAD WORKS TO COMPLY WITH SANS 1200 SPECIFICATIONS

OUTLET STRUCTURE DETAIL

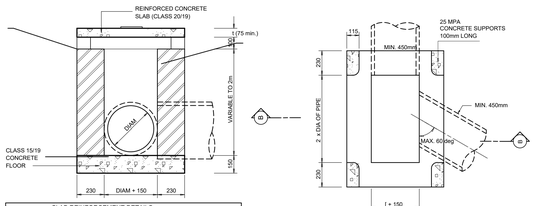

PLAN OF FIELD INLET (WITHOUT LID)

SLAB REINFORCEMENT DETAILS			
SPAN	t	MAIN REINFORCEMENT	DISTRIBUTION STEEL
450	75	Y10 dia @ 300	Y10 dia @ 300
500	90	Y12 dia @ 200	Y10 dia @ 300
600	100	Y12 dia @ 160	Y10 dia @ 300
750	100	Y12 dia @ 160	Y10 dia @ 300
900	125	Y16 dia @ 210	Y10 dia @ 300
1000	125	Y16 dia @ 200	Y10 dia @ 300
1100	125	Y16 dia @ 200	Y10 dia @ 300
1200	140	Y16 dia @ 185	Y10 dia @ 300
1350	140	Y16 dia @ 175	Y10 dia @ 300
1500	150	Y16 dia @ 165	Y10 dia @ 270
1650	165	Y16 dia @ 165	Y10 dia @ 270
1800	165	Y16 dia @ 150	Y10 dia @ 260
2000	180	Y16 dia @ 125	Y10 dia @ 230
2200	190	Y20 dia @ 170	Y10 dia @ 200
2400	200	Y20 dia @ 150	Y10 dia @ 200
2600	200	Y20 dia @ 150	Y10 dia @ 200
2750	215	Y20 dia @ 140	Y10 dia @ 180
2900	225	Y20 dia @ 140	Y10 dia @ 170
3000	250	Y20 dia @ 125	Y10 dia @ 160

FIELD INLET DETAIL

END SUPPORT FOR COVER SLAB

NOTES:

1. ALL BRICKS TO BE QUALITY FBSE30 TO SABS 227–1986 WITH WATER ABSORTION <14% AND EFFLORESCENE <10.
2. ALL BRICK WORK TO BE ENGLISH BOND.
3. REINFORCED CONCRETE SLAB AND SUPPORTS CAST SEPARETE.

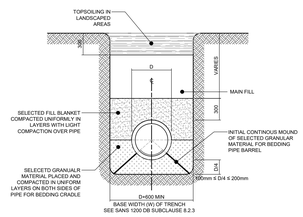

RIGID PIPE ON CLASS (B) BEDDING

BEDDING DETAIL

Nr. No.	DATUM DATE	WYSIGINGS / ADMENDMENTS	na HOOF VAN DEPT. for HEAD OF DEPT.	DATUM DATE
-	-	-	-	-
-	-	-	-	-
A	2024-10-03	FOR APPROVAL	-	-

OPGEMEET DEUR SURVEYED BY: - HANDTEK / SIGNTR. - DATUM / DATE

ADJ. DIR. TEG.DIENSTE DEP. DIR. TECH SERVICES OPMETING / SURVEY DATUM / DATE

ONTWERP DEUR DESIGNED BY: Mbyoyo Consulting Services (Pty) Ltd, Pretoria Eastside 0081, Tel. 082 787 8713, info@mbyoyo.co.za

J. ROETS ONTWERPDESIGNED; E.DIPPENAAR GETEKENDRAWN; H Jv Rensburg NAGESIENCHECKED

GOEDGEKEUR / APPROVED: H Jv Rensburg, Pr.Eng. 920140 for CONSULTING ENG. DATUM DATE: ; na HOOF VAN DEPT. for HEAD OF DEPT. DATUM DATE:

AIRPORTS COMPANY SOUTH AFRICA

ACSA : BIDVEST & IN2FOODS
ADDITIONAL STORMWATER DRAINAGE
TYPICAL DETIALS

SKAAL / SCALE: NTS

LEER Nr. / FILE No.: -

OORGEMAKE Nr. AGREEMENT No.: -

DISTRIK / DISTRICT: -

PAD Nr. /ROAD No.:

TIPE ONTWERP/TYPE OF PLANNING: DETAIL DESIGN

PLAN Nr. /PLAN No.: 074-510-01

REV: 0

DWG No. 074-510-01

REV. 0