DOOR TYPE	SG-A	SG-B	SG-C	SG-E	SG-F	SG-G	SG-B1	SG-L	SG-M
ELEVATION & PLAN	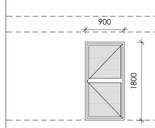	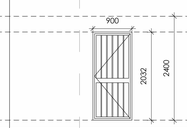	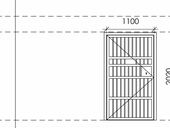	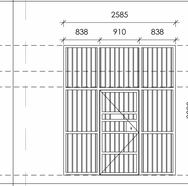		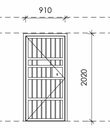	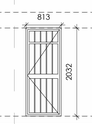	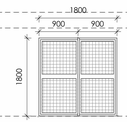	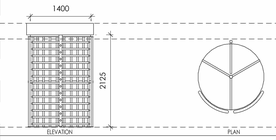
DIMENSIONS	900x1800mm	900x2032mm	1100x2020mm	2585x3000mm	3385x3000mm	900x2020mm	813x2032mm	1800x1800mm	1400x2125mm
DESCRIPTION	GMS gate with Ø16mm intermediate bars @ 100mm c/c with mesh to match adjacent fence.	GMS gate with Ø16mm intermediate bars @ 100mm c/c	GMS gate with Ø16mm intermediate bars as per SAPS 5 star specifications (POL 2012/D1) - Type 3/1.	GMS gate with Ø16mm intermediate bars as per SAPS 5 star specifications (POL 2012/D1) - Type 3.	GMS gate with Ø16mm intermediate bars as per SAPS 5 star specifications (POL 2012/D1) - Type 3.	GMS gate with Ø16mm intermediate bars as per SAPS 5 star specifications (POL 2012/D1) - Type 3.	GMS gate with Ø16mm intermediate bars @ 100mm c/c	GMS swing gate with 76x38x3mm rectangular tubing frame with Flatex 345 Mesh or similar approved to match existing fence, welded onto frame.	GMS Full height single turnstile with 1200mm dia. rotor fitted with 3 arms at 120 degrees. 50mm dia. rotor cube arms spaced 120mm apart. Electrically controlled bi-directional rotation. To integrate with all access control and time & attendance systems. Location on "Fence Plan" Drawing
FRAME	GMS frame to suite opening as per frame schedule	GMS frame to suite opening as per frame schedule	GMS frame to suite opening SAPS 5 Star Specification POL 2012/D1 - Type 3 All steel to be Galvanised. All work according to Departmental Specification PW 371. All steel work to be hot dipped galvanised, all in accordance with SANS Specification 121 (SABS ISO 1461)	GMS frame to suite opening SAPS 5 Star Specification POL 2012/D1 - Type 3 All steel to be Galvanised. All work according to Departmental Specification PW 371. All steel work to be hot dipped galvanised, all in accordance with SANS Specification 121 (SABS ISO 1461)	GMS frame to suite opening SAPS 5 Star Specification POL 2012/D1 - Type 3 All steel to be Galvanised. All work according to Departmental Specification PW 371. All steel work to be hot dipped galvanised, all in accordance with SANS Specification 121 (SABS ISO 1461)	GMS frame to suite opening SAPS 5 Star Specification POL 2012/D1 - Type 3 All steel to be Galvanised. All work according to Departmental Specification PW 371. All steel work to be hot dipped galvanised, all in accordance with SANS Specification 121 (SABS ISO 1461)	GMS frame to suite opening as per frame schedule	Clean all steel from dirt and apply one coat red oxide. Apply two ocoats gloss enamel paint.	n/a
MISCELLANEOUS	Ironmongery as per Ironmongery schedule. 1.5 pairs stainless steel hinges per leaf	Ironmongery as per Ironmongery schedule. 1.5 pairs stainless steel hinges per leaf	Ironmongery as per SAPS 5 Star Specification POL 2012/D1 - Type 3/1	Ironmongery as per SAPS 5 Star Specification POL 2012/D1 - Type 3.	Ironmongery as per SAPS 5 Star Specification POL 2012/D1 - Type 3.	Ironmongery as per SAPS 5 Star Specification POL 2012/D1 - Type 3.	Ironmongery as per Ironmongery schedule. 1.5 pairs stainless steel hinges per leaf	Ironmongery as per Ironmongery schedule. 1.5 pairs stainless steel hinges per leaf	Flat roof canopy. Fail-secure auto-lock/unlock on power failure to electrical engineer. Main gate to be Automated, Staff Quarters Gate to be manual.

DOOR TYPE	SG-D	SG-H	SG-J	SG-K	SG-N
ELEVATION & PLAN	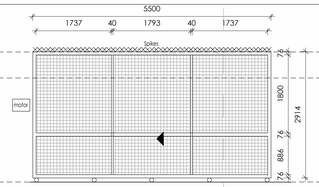	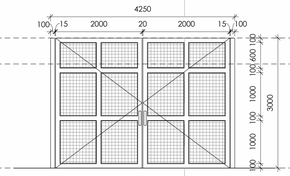			
DIMENSIONS	5500x3000mm	4250x3000mm	900x2400mm	5500x2000mm	7500x2000mm
DESCRIPTION	GMS sliding gate with 76x50mm frame and 40x40mm intermediate cubes. Flatex 345 Mesh welded between hollow steel cubes and spikes on top rail. Heavy duty track and heavy duty wheels supplied with gate strictly to architect detail inclusive of all required fittings and anti-lift detailing. Commercial grade Gate Motor as per electrical engineer	GMS swing gate with 100x50x3mm rectangular tubing frame with 12x12mm solid square bar welded onto frame. Flatex 345 Mesh welded between 12x12mm solid square bars. 100x100x5mm square tubing post with 200x200x5mm base plate to be secured in 300x300x300mm concrete block footing and to brick columns. All as per SAPS 5 Star Specification POL 2012/D6.	GMS gate with Ø16mm intermediate bars @ 100mm c/c	GMS sliding gate with 76x50mm frame and 40x40mm intermediate cubes. Flatex 345 Mesh welded between hollow steel cubes. Heavy duty track and heavy duty wheels supplied with gate strictly to architect detail inclusive of all required fittings and anti-lift detailing. Commercial grade Gate Motor as per electrical engineer	GMS sliding gate with 76x50mm frame and 40x40mm intermediate cubes. Flatex 345 Mesh welded between hollow steel cubes. Heavy duty track and heavy duty wheels supplied with gate strictly to architect detail inclusive of all required fittings and anti-lift detailing. Commercial grade Gate Motor as per electrical engineer. Location on "Fence Plan" Drawing
FRAME	n/a	Clean all steel from dirt and apply one coat red oxide. Apply two ocoats gloss enamel paint. All as per SAPS 5 Star Specification POL 2012/D6.	GMS frame to suite opening as per frame schedule	n/a	n/a
MISCELLANEOUS	With lock tabs and anti-lift device. No lock provided. Main gate to be Automated, Staff Quarters Gate to be manual.	**Ironmongery as per SAPS 5 Star Specification POL 2012/D6.** Cell type bow handles welded to steel frame. Bow handles as per drawing POL 2012/D4. Heavy duty type 4 cell hinges, as per drawing POL 2012/D4. Heavy duty steel barrel bolt with catch and padlock welded to gate frames. Heavy duty barrel bolts with 12mmax30mm pin welded to gate Frame to keep bolts open. 200x100x5mm Base plate with 16mmø 30mm deep Holes drilled into concrete for Barrel bolts, fixed onto concrete with 4x m10 expanding bolts.	Ironmongery as per Ironmongery schedule. 1.5 pairs stainless steel hinges per leaf Parliament/ Projected hinge	With lock tabs and anti-lift device. No lock provided. Main gate to be Automated, Staff Quarters Gate to be manual.	With lock tabs and anti-lift device. No lock provided. Main gate to be Automated, Staff Quarters Gate to be manual.

DOOR TYPE	SG-O
ELEVATION & PLAN	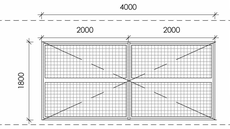
DIMENSIONS	4000x1800mm
DESCRIPTION	GMS swing gate with 76x38x3mm rectangular tubing frame with Flatex 345 Mesh or similar approved to match existing fence, welded onto frame. 100x100x5mm square tubing post with 200x200x5mm base plate to be secured in 300x300x300mm concrete block footing and to brick columns.
FRAME	Clean all steel from dirt and apply one coat red oxide. Apply two ocoats gloss enamel paint.
MISCELLANEOUS	Ironmongery as per Ironmongery schedule. 1.5 pairs stainless steel hinges per leaf

Gate Schedule

1 : 50

Note:

All work according to Departmental Specification PW 371
All steel work to be hot dipped galvanised, all in accordance with SANS Specification 121
(SABS ISO 1461). - see PW 371 Section 12 Clause 12.1 to 12.3

Details as per SAPS 5 Star Specification

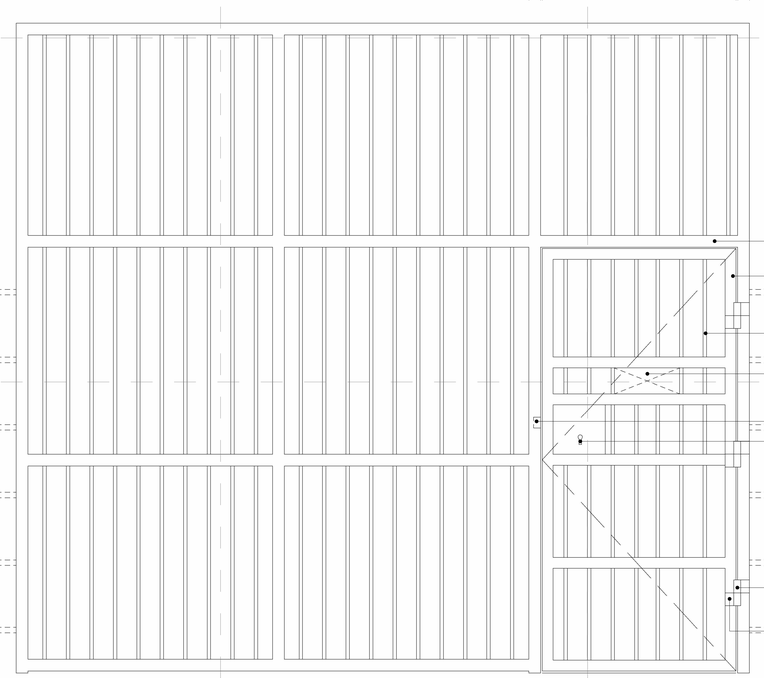

Typical Holding Cell Elevation

1 : 10



Typical Gate Elevation

1 : 10

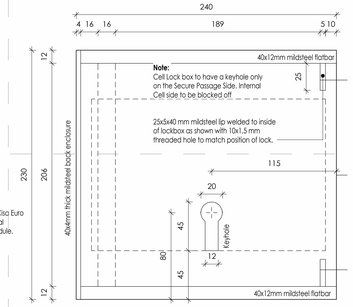

Lock Box - Front Elevation

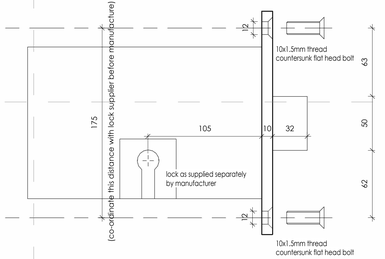

Lock - Side Elevation

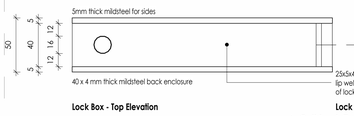

Lock Box - Top Elevation

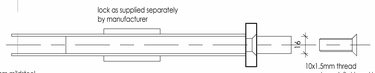

Lock - Top Elevation

Cell Lock Detail

1 : 2

Note:

All windows, doors, & shopfronts to be sealed against wall reveals with Mapeflex PU45 Rapid hardening, paintable polyeurethane sealant.

All Interpon powders to be applied by approved applicator with a 15 year project warrantee.

Aluminium extruded sections to be fabricated from alloy 6063 in temper T5 or T6 in accordance with latest BS EN 755. The extruded sections shall be of quality and strength to achieve the load bearing profiles as laid down in section 13. All aluminium shall be pre-treated in accordance with SANS 1796 to ensure excellent adhesion properties.

GENERAL DRAWING NOTES

- THE DESIGN ON THIS DRAWING IS COPYRIGHT AND REMAINS THE PROPERTY OF THE ARCHITECTS.
- ALL WORK TO BE CARRIED OUT STRICTLY IN ACCORDANCE WITH MUNICIPAL REGULATIONS.
- DRAWINGS NOT TO BE SCALED, ONLY ANNOTATED DIMENSIONS TO BE USED.
- ALL RELEVANT DATUM, LEVELS, DIMENSIONS TO BE CHECKED ON SITE BEFORE COMMENCEMENT OF WORK.
- ALL DRAWINGS ARE TO BE CHECKED BY THE MAIN CONTRACTOR AND ANY DISCREPANCIES ON THE DRAWINGS OR BETWEEN THE DRAWINGS ARE TO BE REFERRED TO THE ARCHITECT.
- CONTRACTOR TO CHECK ALL QUANTITIES PRIOR TO ORDERING AND MANUFACTURE.
- CONTRACTOR TO PROVIDE SHOP DRAWINGS FOR APPROVAL BY ARCHITECT PRIOR TO MANUFACTURE.

Revision:

No.	Description	Date

Client

Signature: Date:

SAKHISIZWE ARCHITECTS
33 ADELAIDE TAMBO DR , DURBAN NORTH
TEL: 031 563 3424 FAX: 031 563 3518
www.sakhisizwearchitects.com

Professional Architects signature
Mr K.P Mawesana (Pr. Arch) sacap (7902) saia (7593)

Project Title:

Proposed New Msinsini Police Station for the South African Police Service on Portion 4 of the farm Clifton Park No.9219

First Issue Date: **04/29/25**	Page Size: A0	
Drawn: **KLN, JN, CM**	Scale: **As indicated**	
Checked: **BS**		

Drawing Description:

Gate Schedule

Job no.:	Drawing no.:	Rev. no.:
s571	**S4-500F**	

Signature:

ISSUED FOR APPROVAL	
ISSUED FOR INFORMATION	
ISSUED FOR SUBMISSION	
ISSUED FOR TENDER	
ISSUED FOR CONSTRUCTION	