



1 Cullinan Crescent • Civic Centre • Kimberley • 8301 • enquiries@whag.co.za • 053 8311724/5 • www.whag.co.za

PROCUREMENT DOCUMENTS

FOR

WILLIAM HUMPHREYS ART GALLERY

MULTIPLE CONSTRUCTION SERVICES

Section 1:

False Roof over Exhibition Wing

Section 2:

Construction of Carports

Section 3:

Construction of Emergency Exit First Floor

Section 4:

Construction of Hanging Frames for Artifact Storage

CLIENTS REPRESENTATIVE

Mr. T. Semosa

1 Cullinan Crescent
Kimberley
8301

Email: tumelo@whag.co.za

Tel: 053 831 1724/5

PROJECT MANAGER

MVD Kalahari Consulting Engineers and Town Planners

186 Du Toitspan Road
Kimberley
8301

Email: theo@mvdkalahari.co.za

Tel: 053 831 1889

BID NUMBER: WB 02/2025
ADVERTISING DATE: 14 April 2025
CLOSING DATE: 12 May 2025
CLOSING TIME: 11:00

BIDDER'S NAME :

REFERENCED INDEX TO PARTS OTHER THAN BILLS OF QUANTITIES

The following index has been included for ease of paginating the document.

FORM OF OFFER AND ACCEPTANCE	2
PART T1: TENDERING PROCEDURES	9
T1.1- Notice And Invitation To Tender	10
T 1.2 - Tender Data	15
PART T2: RETURNABLE DOCUMENTS.....	25
T2.1- List Of Returnable Documents	26
Resolution Of Board Of Directors	28
Resolution Of Board Of Directors To Enter Into Consortia Or Joint Ventures.....	30
Special Resolution Of Consortia Or Joint Ventures.....	33
Schedule Of Proposed Subcontractor.....	37
Capacity Of Tenderer.....	39
Preference Certificate	45
Site Inspection Meeting Certificate	50
Declaration Of Interest	52
Record Of Addenda To Tender Documents.....	60
Particulars Of Electrical Contractor	63
Compulsory Enterprise Questionnaire	67
PART C1: CONTRACT DATA	71
Contract Data: JBCC 2000 Principal Building Agreement.....	72
Fixed Construction Guarantee – JBCC	86
Variable Construction Guarantee – JBCC	89
C2.2- Bills Of Quantities	95
PART C3: SCOPE OF WORKS	201
Scope Of Works – JBCC.....	202
Health And Safety Specification	206
PART C4: SITE INFORMATION	214
Sample Construction Programme Works Order	217

FORM OF OFFER AND ACCEPTANCE



FORM OF OFFER AND ACCEPTANCE

OFFER

The Employer, identified in the acceptance signature block, has solicited offers to enter into a contract for the procurement of:

WILLIAM HUMPHREYS ART GALLERY – MULTIPLE CONSTRUCTION SERVICES

The Tenderer, identified in the offer signature block, has examined the documents listed in the tender data and addenda thereto as listed in the returnable schedules, and by submitting this offer has accepted the conditions of tender.

By the representative of the Tenderer, deemed to be duly authorized, signing this part of this form of offer and acceptance, the Tenderer offers to perform all of the obligations and liabilities of the Contractor under the contract including compliance with all its terms and conditions according to their true intent and meaning for an amount to be determined in accordance with the conditions of contract identified in the contract data.

THE OFFERED TOTAL OF THE PRICES INCLUSIVE OF VALUE ADDED TAX IS:

Rand (in words):	
Rand in figures:	R

VAT IS TO BE INCLUDED EVEN IF THE TENDERER IS A NON-VAT VENDOR

This offer may be accepted by the Employer by signing the acceptance part of this form of offer and acceptance and returning one copy of this document to the Tenderer before the end of the period of validity stated in the tender data, whereupon the Tenderer becomes the party named as the Contractor in the conditions of contract identified in the contract data.

THIS OFFER IS MADE BY THE FOLLOWING LEGAL ENTITY: (cross out block which is not applicable)

Company or Close Corporation: And: Whose Registration Number is: And: Whose Income Tax Reference Number is:	OR	Natural Person or Partnership: And: Whose Identity Number(s) is/are: And: Whose Income Tax Reference Number is/are:
---	----	--

AND WHO IS (if applicable):

Trading under the name and style of:
--

AND WHO IS:

Represented herein, and who is duly authorised to do so, by: Mr/Mrs/Ms: In his/her capacity as:	Note: A Resolution / Power of Attorney, signed by all the Directors / Members / Partners of the Legal Entity must accompany this Offer, authorising the Representative to make this offer.
---	---

SIGNED FOR THE TENDERER:

Name of representative	Signature	Date

WITNESSED BY:

Name of witness	Signature	Date



This Offer is in respect of: (Please indicate with an “X” in the appropriate block)

The official documents ☐
 The official alternative ☐
 Own alternative (only if documentation makes provision therefore) ☐

(N.B.: Separate Offer and Acceptance forms are to be completed for the main and for each alternative offer)

SECURITY OFFERED:

(a) the Tenderer accepts that in respect of contracts from R 500 000 and up to R 1 million, a surety of 2% of the contact value (excluding VAT) will be applicable and will be deducted by the Employer in terms of the applicable conditions of contract

(b) in respect of contracts above R 500 000, the Tenderer offers to provide security as indicated below:

(1) cash deposit of 10 % of the Contract Sum (excluding VAT) Yes ☐ No ☐

(2) variable construction guarantee of 10 % of the Contract Sum (excluding VAT) (WHAG 10.3) Yes ☐ No ☐

(3) payment reduction of 10% of the value certified in the **payment certificate** (excluding VAT) Yes ☐ No ☐

(4) cash deposit of 5% of the **contract sum** (excluding. VAT) and a payment reduction of 5% of the value certified in the **payment certificate** (excluding. VAT)

Yes ☐ No ☐

(5) fixed **construction guarantee** of 5% of the **contract sum** (excluding VAT) and a payment reduction of 5% of the value certified in the **payment certificate** (excluding VAT)

Yes ☐ No ☐

NB. Guarantees submitted must be issued by either an insurance company duly registered in terms of the Short-Term Insurance Act, 1998 (Act 35 of 1998) or by a bank duly registered in terms of the Banks Act, 1990 (Act 94 of 1990) on the pro-forma referred to above. No alterations or amendments of the wording of the pro-forma will be accepted.

The Tenderer elects as its *domicilium citandi et executandi* in the Republic of South Africa, where any and all legal notices may be served, as (physical address):

.....

Other Contact Details of the Tenderer are:

Telephone No.:	Cellular Phone No.:
Fax No.:	Other contact No.:
Postal address:	
Main or Principal Place of Business:	
E-mail Address:	



Registered Place of Business:
Banker: Branch:
Registration No. of Tenderer at Department of Labour:
CIDB Registration Number (attach copy of certificate):
CSD Number: SARS Pin:

ACCEPTANCE

By signing this part of this form of offer and acceptance, the Employer identified below accepts the Tenderer's offer. In consideration thereof, the Employer shall pay the Contractor the amount due in accordance with the conditions of contract identified in the contract data. Acceptance of the Tenderer's offer shall form an agreement between the Employer and the Tenderer upon the terms and conditions contained in this agreement and in the contract that is the subject of this agreement.

The terms of the contract, are contained in:

- Part 1 Agreement and contract data, (which includes this agreement)
- Part 2 Pricing data
- Part 3 Scope of work
- Part 4 Site information

and drawings and documents or parts thereof, which may be incorporated by reference into Parts 1 to 4 above.

Deviations from and amendments to the documents listed in the tender data and any addenda thereto as listed in the tender schedules as well as any changes to the terms of the offer agreed by the Tenderer and the Employer during this process of offer and acceptance, are contained in the schedule of deviations attached to and forming part of this agreement. No amendments to or deviations from said documents are valid unless contained in this schedule.

The Tenderer shall within one week after receiving a completed copy of this agreement, including the schedule of deviations (if any), contact the Employer's agent (whose details are given in the contract data) to arrange the delivery of any bonds, guarantees, proof of insurance and any other documentation to be provided in terms of the conditions of contract identified in the contract data. Failure to fulfil any of these obligations in accordance with those terms shall constitute a repudiation of this agreement.

Notwithstanding anything contained herein, this agreement comes into effect, if delivered by hand on the day of delivery, or if delivered by courier within two working days after submission by the Employer to the courier services for a door-to-door delivery to the Tenderer, provided that the Employer notifies the Tenderer of the tracking number within 24 hours of such submission, or if delivered by telefax, one working day after transmission, or if delivered by email, one working day after transmission.

For the Employer:

Name of signatory	Signature	Date

Name of Organisation:	WILLIAM HUMPHREYS ART GALLERY
Address of Organisation:	William Humphreys Art Gallery 1 Cullinan Crescent Civic Centre Kimberley 8301

WITNESSED BY:

Name of witness	Signature	Date

Schedule of Deviations

1.1.1. Subject:
Detail:

1.1.2. Subject:
Detail:

1.1.3. Subject:
Detail:

1.1.4. Subject:
Detail:

1.1.5. Subject:
Detail:

1.1.6. Subject:
Detail:

By the duly authorized representatives signing this agreement, the Employer and the Tenderer agree to and accept the foregoing schedule of deviations as the only deviations from and amendments to the documents listed in the tender data and addenda thereto as listed in the tender schedules, as well as any confirmation, clarification or changes to the terms of the offer agreed by the Tenderer and the Employer during this process of offer and acceptance.

It is expressly agreed that no other matter whether in writing, oral communication or implied during the period between the issue of the tender documents and the receipt by the Tenderer of a completed signed copy of this Agreement shall have any meaning or effect in the contract between the parties arising from this agreement.

THE TENDER

PART T1: TENDERING PROCEDURES

T1.1- Notice and Invitation to Tender

SBD 1

PART A INVITATION TO BID

YOU ARE HEREBY INVITED TO BID FOR REQUIREMENTS OF THE WILLIAM HUMPHREYS ART GALLERY					
BID NUMBER:	WB 02/2025	CLOSING DATE:	12 May 2025	CLOSING TIME:	11:00
DESCRIPTION	WILLIAM HUMPHREYS ART GALLERY – MULTIPLE CONSTRUCTION SERVICES				
BID RESPONSE DOCUMENTS MAY BE DEPOSITED IN THE BID BOX SITUATED AT (STREET ADDRESS)					
William Humphreys Art Gallery 1 Cullinan Crescent Kimberley, 8301					
BIDDING PROCEDURE ENQUIRIES MAY BE DIRECTED TO			TECHNICAL ENQUIRIES MAY BE DIRECTED TO:		
CONTACT PERSON			CONTACT PERSON		
TELEPHONE NUMBER			TELEPHONE NUMBER		
FACSIMILE NUMBER			FACSIMILE NUMBER		
E-MAIL ADDRESS			E-MAIL ADDRESS		
SUPPLIER INFORMATION					
NAME OF BIDDER					
POSTAL ADDRESS					
STREET ADDRESS					
TELEPHONE NUMBER	CODE		NUMBER		
CELLPHONE NUMBER					
FACSIMILE NUMBER	CODE		NUMBER		
E-MAIL ADDRESS					
VAT REGISTRATION NUMBER					
SUPPLIER COMPLIANCE STATUS	TAX COMPLIANCE SYSTEM PIN:		OR	CENTRAL SUPPLIER DATABASE No:	MAAA _____
B-BBEE STATUS LEVEL VERIFICATION CERTIFICATE	[TICK APPLICABLE BOX] <input type="checkbox"/> Yes <input type="checkbox"/> No		B-BBEE STATUS LEVEL SWORN AFFIDAVIT		[TICK APPLICABLE BOX] <input type="checkbox"/> Yes <input type="checkbox"/> No
[A B-BBEE STATUS LEVEL VERIFICATION CERTIFICATE/ SWORN AFFIDAVIT (FOR EMES & QSEs) MUST BE SUBMITTED IN ORDER TO QUALIFY FOR PREFERENCE POINTS FOR B-BBEE]					
ARE YOU THE ACCREDITED REPRESENTATIVE IN SOUTH AFRICA FOR THE GOODS /SERVICES /WORKS OFFERED?	<input type="checkbox"/> Yes <input type="checkbox"/> No [IF YES ENCLOSE PROOF]		ARE YOU A FOREIGN BASED SUPPLIER FOR THE GOODS /SERVICES /WORKS OFFERED?		<input type="checkbox"/> Yes <input type="checkbox"/> No [IF YES, ANSWER THE QUESTIONNAIRE BELOW]
QUESTIONNAIRE TO BIDDING FOREIGN SUPPLIERS					
IS THE ENTITY A RESIDENT OF THE REPUBLIC OF SOUTH AFRICA (RSA)?				<input type="checkbox"/> YES <input type="checkbox"/> NO	
DOES THE ENTITY HAVE A BRANCH IN THE RSA?				<input type="checkbox"/> YES <input type="checkbox"/> NO	
DOES THE ENTITY HAVE A PERMANENT ESTABLISHMENT IN THE RSA?				<input type="checkbox"/> YES <input type="checkbox"/> NO	
DOES THE ENTITY HAVE ANY SOURCE OF INCOME IN THE RSA?				<input type="checkbox"/> YES <input type="checkbox"/> NO	
IS THE ENTITY LIABLE IN THE RSA FOR ANY FORM OF TAXATION?				<input type="checkbox"/> YES <input type="checkbox"/> NO	
IF THE ANSWER IS “NO” TO ALL OF THE ABOVE, THEN IT IS NOT A REQUIREMENT TO REGISTER FOR A TAX COMPLIANCE STATUS SYSTEM PIN CODE FROM THE SOUTH AFRICAN REVENUE SERVICE (SARS) AND IF NOT REGISTER AS PER 2.3 BELOW.					

PART B TERMS AND CONDITIONS FOR BIDDING

1. BID SUBMISSION:

- 1.1. BIDS MUST BE DELIVERED BY THE STIPULATED TIME TO THE CORRECT ADDRESS. LATE BIDS WILL NOT BE ACCEPTED FOR CONSIDERATION.
- 1.2. **ALL BIDS MUST BE SUBMITTED ON THE OFFICIAL FORMS PROVIDED–(NOT TO BE RE-TYPED) OR IN THE MANNER PRESCRIBED IN THE BID DOCUMENT.**
- 1.3. THIS BID IS SUBJECT TO THE PREFERENTIAL PROCUREMENT POLICY FRAMEWORK ACT, 2000 AND THE PREFERENTIAL PROCUREMENT REGULATIONS, 2017, THE GENERAL CONDITIONS OF CONTRACT (GCC) AND, IF APPLICABLE, ANY OTHER SPECIAL CONDITIONS OF CONTRACT.
- 1.4. **THE SUCCESSFUL BIDDER WILL BE REQUIRED TO FILL IN AND SIGN A WRITTEN CONTRACT FORM (SBD7).**

2. TAX COMPLIANCE REQUIREMENTS

- 2.1 BIDDERS MUST ENSURE COMPLIANCE WITH THEIR TAX OBLIGATIONS.
- 2.2 BIDDERS ARE REQUIRED TO SUBMIT THEIR UNIQUE PERSONAL IDENTIFICATION NUMBER (PIN) ISSUED BY SARS TO ENABLE THE ORGAN OF STATE TO VERIFY THE TAXPAYER’S PROFILE AND TAX STATUS.
- 2.3 APPLICATION FOR TAX COMPLIANCE STATUS (TCS) PIN MAY BE MADE VIA E-FILING THROUGH THE SARS WEBSITE WWW.SARS.GOV.ZA.
- 2.4 BIDDERS MAY ALSO SUBMIT A PRINTED TCS CERTIFICATE TOGETHER WITH THE BID.
- 2.5 IN BIDS WHERE CONSORTIA / JOINT VENTURES / SUB-CONTRACTORS ARE INVOLVED, EACH PARTY MUST SUBMIT A SEPARATE TCS CERTIFICATE / PIN / CSD NUMBER.
- 2.6 WHERE NO TCS PIN IS AVAILABLE BUT THE BIDDER IS REGISTERED ON THE CENTRAL SUPPLIER DATABASE (CSD), A CSD NUMBER MUST BE PROVIDED.
- 2.7 NO BIDS WILL BE CONSIDERED FROM PERSONS IN THE SERVICE OF THE STATE, COMPANIES WITH DIRECTORS WHO ARE PERSONS IN THE SERVICE OF THE STATE, OR CLOSE CORPORATIONS WITH MEMBERS PERSONS IN THE SERVICE OF THE STATE.”

NB: FAILURE TO PROVIDE / OR COMPLY WITH ANY OF THE ABOVE PARTICULARS MAY RENDER THE BID INVALID.

SIGNATURE OF BIDDER:

.....

CAPACITY UNDER WHICH THIS BID IS SIGNED:

.....

(Proof of authority must be submitted e.g. company resolution)

DATE:

.....

Notice and Invitation to Tender

WILLIAM HUMPHREYS ART GALLERY INVITES TENDERS FOR:

Project Title:	WILLIAM HUMPHREYS ART GALLERY – MULTIPLE CONSTRUCTION SERVICES		
Bid No:	WB 02/2025	Closing Time:	11:00
Closing Date:	12 May 2025	Validity Period:	120 Days

Tenderers should have a CIDB contractor grading of	3 CE OR HIGHER 3 SL OR HIGHER
---	--

RESPONSIVENESS CRITERIA	
√	Only those tenderers who are registered with the CIDB, or are capable of being so prior to the evaluation of submission, in a contractor grading designation equal to or higher than a contractor grading designation determined in accordance with the sum tendered for the specified CLASS and RANGE of construction works are eligible to submit tenders.
√	Joint ventures are eligible to submit tender provided that: <ol style="list-style-type: none"> 1. Every member of the joint venture is registered with the CIDB 2. The lead partner has a contractor grading designation one grade lower in the value or higher as indicated above; and 3. The combined contractor grading designation calculated in accordance with the Construction Industry Development Regulations is equal to or higher than a contractor grading designation determined in accordance with the sum tendered for this project. 4. A Joint Venture Agreement <u>must</u> be submitted with the tender in the case of a joint venture offer.
√	Tender offer must be properly received on the closing date and time specified on the invitation, fully completed and signed in ink (All as per Standard Conditions of Tender).
√	Submission of applicable: Resolution by the Legal Entity or Consortium / joint venture, authorising a dedicated person(s) to sign documents on behalf of the Firm / Consortium / joint venture.
√	Submission of (PA-11) DECLARATION OF INTEREST.
√	Submission of other compulsory returnable schedules / documents as per LIST OF RETURNABLE DOCUMENTS.
√	Submission of SITE INSPECTION CERTIFICATE as proof for attendance of compulsory site meeting.
√	Submission of PRICED BILL OF QUANTITIES WITH THE TENDER
√	No bidder or any of its consortium/joint venture members may have an interest in any of the other bidder/joint venture/consortium participation in this bid. Bidders may be disqualified should such be found in your bid submission.

Tender will be evaluated according to the price and specific goals:

<p>The 80/20 system for requirements with a Rand value of up to R50 000 000; OR</p> <p>The 90/10 system for requirements with a Rand value above R50 000 000.</p> <p>Where the financial value inclusive of VAT of one or more responsive tenders received equals or is less than R 50 000 000, the 80/20 system shall be applicable.</p> <p>Where the financial value inclusive of VAT of all responsive tenders received has a value in excess of R 50 000 000, the 90/10 system shall be applicable.</p>

Price / Preference / Functionality:				
Requirement	≤ R50 000 000	>R50 000 000		
Price	80	90	Total must equal	100
Preference	20	10		
Functionality	70 of 100	70 of 100		

Table1: Specific goals for the tender and points claimed are indicated per table below.

Notes to tenderers: The tenderer must indicate how they claim points for each preference system.)

CRITERION	POINTS	PROOF OF CLAIM
B-BBEE Status	4	Valid B-BBEE verification certificate or an affidavit confirming micro enterprise status.
Business Based in the Northern Cape	4	Proof of Business Address not older than three months.
Ownership by Youth	4	PA-40 , Company Registration Documents, and Identity Documents of Shareholders.
Ownership by Women	4	PA-40 , Company Registration Documents, and Identity Documents of Shareholders.
Ownership by People with Disabilities	4	PA-40 , Company Registration Documents, and Identity Documents of Shareholders.

Collection of tender documents:

DEPOSIT	The document is available at www.etenders.gov.za as the Entity does not print out the document nor sell the document.
INSPECTION	Compulsory Clarification Meeting – 24 April 2024 at 11H00 at William Humphreys Art Gallery premises

Enquiries related to tender documents may be addressed to:

Project Leader:	Mr. T. Semosa	Telephone no:	053 831 1724/5
Cell no:	N / A	Fax no:	N / A
E-mail:	tumelo@whag.co.za		

Deposit / RETURN of tender documents:

DEPOSITED IN	Tender documents may be placed in the tender box at reception: William Humphreys Art Gallery 1 Cullinan Crescent Civic Centre Kimberley 8301
Telegraphic, telephonic, telex, facsimile, electronic and / or late tenders will not be accepted.	
Requirements for sealing, addressing, delivery, opening and assessment of tenders are stated in the TENDER DATA (T 1. 2)	

T 1.2 - Tender Data

T1.2- TENDER DATA

The William Humphreys Art Gallery invites tender for:

Project Title:	WILLIAM HUMPHREYS ART GALLERY – MULTIPLE CONSTRUCTION SERVICES		
Bid No:	WB 02/2025	Closing Time:	11:00
Closing Date:	12 May 2025	Validity Period:	120 days

CLAUSE NUMBER	DETAIL
	<p>The conditions of tender are the Standard Conditions of Tender as contained in Annexure F of the CIDB Standard for Uniformity in Construction Procurement as per Government Notice No 423 Published in Government Gazette No. 42662 of 22 August 2019 and as amended for time to time. (see www.CIDB.org.za)</p> <p>The Standard Conditions of Tender make several references to the Tender Data for details that apply specifically to this tender. The Tender Data shall have precedence in the interpretation of any ambiguity or inconsistency between it and the Standard Conditions of Tender.</p> <p>Each item of data given below is cross-referenced to the clause marked ‘F’ in the above-mentioned Standard Conditions of Tender.</p>
F.1.1	The employer is the William Humphreys Art Gallery.
F.1.2	<p>For this contract the single volume approach is adopted.</p> <p>This procurement document has been formatted and compiled under the headings for a single volume approach as contained in table 6 of the CIDB’s “Standard Uniformity in Construction Procurement.”</p> <p>The list of Returnable Documents identifies which of the documents a tenderer must complete when submitting a tender offer. The tenderer must submit his tender offer by completing the Returnable Documents including the Fully Priced Activity Schedule/ Bills of Quantities, signing the “Offer” section in the Form of Offer and Acceptance” and delivering the single volume procurement document back to the Entity bounded up as it was when it was received.</p> <p>The single volume procurement document issued by the employer comprises the following:</p> <p>TENDER</p> <p>Part 1: Tendering Procedures</p> <p>T1.1 – Tender notice and invitation to tender (Refer to index)</p> <p>T1.2 – Tender data (Refer to index)</p> <p>Part 2: Returnable Documents</p> <p>T2.1 – List of returnable documents (Refer to index)</p> <p>T2.2 – Returnable Schedules</p> <p>CONTRACT</p> <p>Part 1: Agreement and Contract Data</p> <p>C1.1 – Form of offer and acceptance (Refer to index)</p> <p>C1.2 – Contract data (Refer to index)</p> <p>C1.3 – Form of Guarantee (Refer to index)</p> <p>Part 2: Pricing Data</p> <p>C2.1 – Pricing instructions (Refer to index)</p> <p>C2.2 – Activity schedules / Bills of Quantities</p>

	<p>Part 3: Scope of Work C3 – Scope of work (Refer to index)</p> <p>Part 4: Site Information C4 – Site information (Refer to index)</p>												
F.1.4	<p>The employer's agent is:</p> <table> <tr> <td>Name</td><td>Mr. T. van den Berg</td></tr> <tr> <td>Capacity</td><td>Project Manager</td></tr> <tr> <td>Address</td><td>186 Du Toitspan Road, Kimberley, 8301</td></tr> <tr> <td>Tel:</td><td>053 839 2100</td></tr> <tr> <td>Fax</td><td>N/A</td></tr> <tr> <td>E-mail</td><td>theo@mvdkalahari.co.za</td></tr> </table>	Name	Mr. T. van den Berg	Capacity	Project Manager	Address	186 Du Toitspan Road, Kimberley, 8301	Tel:	053 839 2100	Fax	N/A	E-mail	theo@mvdkalahari.co.za
Name	Mr. T. van den Berg												
Capacity	Project Manager												
Address	186 Du Toitspan Road, Kimberley, 8301												
Tel:	053 839 2100												
Fax	N/A												
E-mail	theo@mvdkalahari.co.za												
F.1.5.2	<p>Insert the following: "..... tender offers, <u>save for all tenders being nonresponsive</u>, re-issue a tender covering</p>												
F.2.1	<p>For eligibility refer to Notice and Invitation to Tender T1.1.</p>												
	<p>A contract will only be entered into with a tenderer who has in his employment management and supervisory staff satisfying the requirement of the scope of works for labour intensive competencies for supervisory and management staff.</p>												
	<p>Only those tenderers who are registered with the CIDB or are capable of being so prior to the evaluation of Submissions in a Structural/Civil Engineering class of construction, in the grading mentioned in the Notice and Invitation to Tender (T1.1), are eligible to submit tenders.</p> <p>Tender offers scoring less than a minimum of 70% in respect of the total evaluation points for quality will be regarded as non-responsive.</p> <p>NOTE: THIS SPECIAL CONDITIONS OF TENDER IS REGARDED AS A REPONSIVNESS CRITERIA, THUS FAILURE TO COMPLETE AND COMPLY WILL LEAD TO THE DISQUALIFICATION OF YOUR TENDER</p> <p><u>Individuals must be identified for each of the key personnel listed below.</u></p> <p>In order to be considered for an appointment in terms of this tender, the tenderer must have the key personnel who will be the single point of accountability and responsibility for the management of the construction works in its employment at the close of tender. Alternatively, a signed undertaking from an organisation having the required personnel, stating that they will undertake the necessary work on behalf of the tenderer in terms of a sub-consultant agreement, will be acceptable.</p> <p>A: Management Capability 1: Table A clause F.2.1 Contractors to provide CVs with qualifications and Organogram on Senior Staff indicating experience within construction of similar projects. (Directors, Site Managers/Foreman, Qualified Artisans and Technical Staff)</p> <p>B: Management Capability 2: Table B clause F.2.1 Contractor's previous work as reflected on form WHAG-01 for projects of similar scope for Structural/Civil Engineering projects. Contractors to provide References Letters and Contract Completion Reports or Close Out Report for previous projects undertaken and completed successfully (With Time, Cost & Quality).</p> <p>C: Financial Stability: In order to be eligible for award in terms of this tender, tenderers must submit a bank rating from a recognized financial institution (not older than 3 months at tender closing date) which indicates that the bidder possesses the minimum bank rating of Code C: Good for amount quoted if strictly in the way of business – Unlikely to commit themselves beyond their means.</p> <p>D: Technical Approach: Contractors to provide Preliminary Construction Program and Approach Methodology for execution of project within the construction period of 6 months.</p>												

Bidders must take note of the following:

Bank Rating

The amount of enquiry on the bank rating letter must be equal to the sum of the amount tendered (including VAT) or higher.

A tender shall not be evaluated further under the following conditions;

1. A bidder who fails to provide a bank rating letter.

- Bidders who fail to satisfy any of the above eligibility criteria contained in clause C.2.1 shall be deemed to be non-responsive and their bids shall not be considered further. Bidders shall not be provided a second opportunity by the employer to submit any information in relation to any of the above eligibility criteria where such information is not provided by the bidder, bound within the bid submission, on the date and time of the bid closing.

Compulsory Briefing

For particulars regarding a pre-tender site inspection meeting, see Tender Notice and Invitation to Tender T1.1

Alternative Offer

Alternative tender offer permitted: Yes ☐ No ☒

Submitting a tender offer

Return all returnable documents to the employer after completing them in their entirety by writing in non-erasable black ink.

Parts of each tender offer communicated on paper shall be submitted as an original, plus 1 (one) electronic copy.

The tender shall be signed by a person duly authorized to do so. Tenders submitted by joint ventures of two or more firms shall be accompanied by the document of formation of the joint venture, in the form of a joint venture agreement, in which it is defined precisely the conditions under which the joint venture will function, its period of duration, the persons authorized to represent and obligate it, the participation of the several firms forming the joint venture, and any other information necessary to permit a full appraisal of its functioning. Failure to provide the joint venture agreement, bound with the tender submission, on the date and time of the closing of the bid, shall render the tender non-responsive.

The tender offer validity period is 120 days.

A tender may be rejected as non-responsive if the tenderer fails to provide any clarification requested by the employer within the time for submission stated in the employer's written request for such clarification. The clarification of a tender offer includes the provision of the priced bills of quantities (Part C2.2: Bills of Quantities).

The tenderer shall, when requested by the Employer to do so, submit the names of all management and supervisory staff that will be employed to supervise the Labour-Intensive portion of the works together with satisfactory evidence that such staff members satisfy the eligibility requirements.

Access shall be provided for inspections, tests and analysis as may be required by the Employer

Letter of Good Standing

Tender are required to submit, bound with the tender submission, a letter of good from the compensation commissioner indicating that the bidder is in good standing. Failure to submit will result in the bid not being evaluated further.

Notwithstanding any requests for confirmation of receipt of Addenda issued, the tenderer shall be deemed to have received such addenda if the employer can show proof of transmission thereof (or a notice in respect thereof) via electronic mail, facsimile or registered post.

Test for responsiveness

Bidders will be considered non-responsive if, inter alia:

1. The bidder has failed to attend the compulsory briefing meeting and failed to submit a fully completed briefing session certificate. After the briefing session, a signed briefing certificate will be issued to all the bidders who attended the briefing session.
2. The bid is submitted by telegraphic, telephonic, telex, facsimile (faxed) or email media or if the tender is submitted late.
3. The bidder does not comply with the eligibility criteria listed in F2.1 above;
4. The resolution for signatory is not attached to the tender submission on a company letterhead.
5. The bidder has failed to fully complete and sign SBD1, SBD4, SBD8 & SBD9.
6. The bidder failed to comply to TAX obligations at the award of the bid.

Stage 1 Functionality

Functionality of responsive bids submitted will be evaluated according to the predetermined criteria described below.

A bid will not be evaluated further if it fails to meet the minimum threshold of total 70 points out of maximum 100 points for functionality as prescribed in the following tables and a minimum of 50% per sub-section.

	FUNCTIONALITY CRITERIA	POINTS ALLOCATED
A	Management Capability 1	25
B	Management Capability 2	25
C	Financial Stability	25
D	Technical Approach	25
E	TOTAL	100

A							
Functionality criterion 1:							Weighting factor
Management Capability 1: Contractors to provide CVs with qualifications and Organogram of Senior Staff indicating experience within construction of similar projects. Directors, Site Manager, Foreman, Qualified Artisans and Technical Staff. <i>NB: Contractor to list most senior staff and tick relevant experience per staff</i>							25
Sub-Criteria	YEARS EXPERIENCE						
	POINTS SCORING PER SUB-CRITERION						
Management Staff	Name	15 years or more	11 to 14 years	6 to 10 years	3 to 5 years	2 years or less	
		25 points	20 points	15 points	10 points	5 points	
Director							
Site Manager							
Foreman							
Qualified Artisan							
Technical Staff							

B		
Functionality criteria 2:		Weighting factor
Management Capability 2: Contractor's previous work as reflected on form WHAG-01 for projects of similar scope for Structural/Civil Engineering projects. <i>NB: Contractors to provide contactable Reference Letters and/or Practical Completion Certificates for previous projects undertaken and completed successfully.</i>		25
7 and above	5 = 25 Points	
5 to 6 Projects	4 = 20 Points	
3 to 4 Projects	3 = 15 Points	
1 to 2 Projects	2 = 5 Points	
0 Projects	1 = 0 Points	

C	
Functionality criteria 3:	Weighting factor
Financial Stability: Provide letter of financial good standing indicating bank rating from a recognised banking institution. Sub Criteria: Credit Rating of 'A': 5 = 25 Points Credit Rating of 'B': 4 = 20 Points Credit Rating of 'C': 3 = 15 Points Credit Rating of 'D', 'E' and No Credit 0 Points Rating records furnished:	25
D	
Functionality criteria 4:	Weighting factor
Technical Approach Contractors to provide Preliminary Construction Program and Approach Methodology for execution of project within the construction period of 6 months. Excellent 5 = 25 Points Good 4 = 20 Points Above Average 3 = 15 Points Average 2 = 10 Points Poor 1 = 0 Points	25
Total Criteria Weighting	100

Stage 2 Price and Specific Goals

The financial offer will be scored using the following Formula:

$$P_s = 80 \left[1 - \frac{P_t - P_{min}}{P_{min}} \right]$$

where

P_s = Points scored for price of tender under consideration;

P_t = Price of tender under consideration; and

P_{min} = Price of lowest acceptable tender.

A trust, consortium or joint venture will qualify for points for their B-BBEE status level as a legal entity, provided that the entity submits their B-BBEE status level certificate. A trust, consortium or joint venture will qualify for points for their B-BBEE status level as an unincorporated entity, provided that the entity submits their consolidated B-BBEE scorecard as if they were a group.

Bidders to fail to satisfy any of the above eligibility criteria in clause F.2.1 shall be determined to be non-responsive and their bids shall not be considered further. Bidders shall not be provided a second opportunity the employer to submit any information in relation to any of the above eligibility criteria where such information is not provided by the bidder, bound within the bid submission, on the date of the bidding.

F .2.7	For particulars regarding A PRE-TENDER SITE INSPECTION MEETING, see Notice and Invitation to Tender T1.1
F .2.12	Alternative tender offer permitted: NO
F .2.12	The EMPLOYERS ADDRESS FOR DELIVERY of tender offers and identification details to be shown on each tender offer package are as per Notice and Invitation to Tender T1.1
F.2.13.6 F .3.5	A One-envelope procedure is required: Envelope 1: Form & Offer, Bid Documents, Bank Rating, and Functionality Criteria, etc, as clause F.2.1 above
F.2.15	The CLOSING TIME for submission of tender offers is as per Notice and Invitation to Tender T1.1
F.2.16	The tender offer VALIDITY PERIOD is as per Notice and Invitation to Tender T1.1
F.2.18	The tenderer will be required to submit a fully Priced Bill / Lump Sum tender document, with tender closing.
F.2.19	Access shall be provided for inspection, tests and analysis as may be required by the Employer.
F.3.4.1 F.3.4.2.	The location for opening of the tender offers, immediately after closing time thereof shall be at: William Humphreys Art Gallery, 1 Cullinan Crescent, Civic Centre, Kimberley
F.3.11.1	The procedure for the evaluation of responsive tender is <ul style="list-style-type: none"> • Method 1: Financial offer • Method 2: Financial offer and preferences • Method 3: Financial offer and quality • Method 4: Financial offer, quality and preferences METHOD 4 - WILL apply for this tender.
F.3.11	Scoring the Financial Offer: <p>$P_s = NEP + W_c$ (calculated separately for each tender offer)</p> <p>The score for quality and financial offer is to be combined, before the addition of the score for preference, as follows:</p> $W_c = W_3 \left(1 + \frac{(P - P_m)}{P_m} \right)$ <p>where</p> <p>W_3 = The number of tender evaluation points for quality and financial offer and equals:</p> <ol style="list-style-type: none"> 1) 90 where the financial value inclusive of VAT of all responsive tenders received have a value in excess of R 50 000 000; or 2) 80 where the financial value inclusive of VAT of one or more responsive tender offers equals or is less than R 50 000 000. <p>P = The price of the financial offer of the submission under consideration.</p> <p>P_m = The price of the financial offer of the submission of the lowest acceptable tender.</p> <p>W_c = Points allocated for price of tender under consideration.</p> <p>Scoring for Preferences:</p> <p>Tender evaluation points will be awarded to tenderers who completes the preferencing schedule and who is found to be eligible for the preference claimed.</p> <p>Points for Direct Preference will be calculated according to the preferencing schedule of the tender under consideration as a per the points stated in the Notice and Invitation to Tender T1.1 and claimed in this form.</p>

	<p>Calculate Total tender Evaluation Points:</p> <p>The point calculated for price will be added to the point scored for preference for each individual tender offer.</p>
F.3.13.1	<p>Tender offers will only be accepted if:</p> <ol style="list-style-type: none"> The tenderer or any of its directors is not listed on the Register of Tender Defaulters in terms of the Prevention and Combating of Corrupt Activities Act, 2004 (Act 12 of 2004) as a person prohibited from doing business with the public sector; and The tenderer has not: <ol style="list-style-type: none"> Abused the Employer's Supply Chain Management System; or Failed to perform on any previous contract and has been given a written notice to this effect.
F.3.18	Provide to the successful tender one copy of the signed contract document.
F.4	<p>ADDITIONAL CONDITIONS OF TENDER</p> <p>The additional conditions of the tender are:</p>
F.4.1	<p>Invalid Tender</p> <p>Tenders shall be considered invalid and shall be endorsed and recorded as such in the tender opening record, by the responsible official who opened the tender, in the following circumstances:</p> <ol style="list-style-type: none"> If the tender offer is not submitted on the Form of Offer and Acceptance bound into this tender document (form C1.1, Part C1: Agreements and Contract Data): If the Form of Offer and Acceptance has not been completed or has not been signed by the authorised representative of the tender If the Form of Offer and Acceptance is signed, but the name of the tenderer is not stated or is indecipherable. If the tender offer is not completed in non-erasable ink.
F.4.2	<p>Negotiations with preferred tenderers</p> <p>The Employer may negotiate the final terms of a contract with tenderers identified through a competitive tendering process as preferred tenderers provided that such negotiations:</p> <ol style="list-style-type: none"> Does not allow any preferred tenderer a second or unfair opportunity. Is not to the detriment of any other tender; and Does not lead to a higher price than the tender as submitted. <p>Minutes of any such negotiations shall be kept for record purposes</p>
F.4.3	<p>Letter of good standing (COIDA)</p> <p>The Tenderer shall submit to the Employer a letter of good standing (COIDA)</p>
F.4.4	<p>Claims arising after submissions of tender</p> <p>No claim arising out of any doubt or obscurity as to the true intent and meaning of anything contained in the Conditions of Contract, Scope of Work and Pricing Data, will be admitted by the Employer after submission of any tender and the tenderer shall be deemed to have:</p> <ol style="list-style-type: none"> Read and fully understood the whole text of the Contract Data, Scope of Work and Pricing Data and thoroughly acquainted himself with the nature of the works proposed and generally of all matters which may influence the Contract. Visited the site of any proposed works. Requested the Employer or his duly authorised agent to make clear the actual requirements of anything contained in the Scope of Works and Pricing Data, the extract meaning or interpretation of which is not clearly intelligible to the tenderer. Received any Addenda to the tender documents which have been issued in accordance with the Employer's Supply Chain Management Policy.

F.4.5	<p>Imbalance in tendered rates</p> <p>In the event of tendered rates or lump sums being declared by the Employer to be unacceptable to it because they are either excessively low or high or not in proper balance with other rates or lump sums, the tenderer may be required to produce evidence and advance arguments in support of the tendered rates or lump sums objected to. If, after submission of such evidence and any further evidence requested, the Employer is still not satisfied with the tendered rates or lump sums objected to, it may request the tenderer to amend these rates and lump sums along the lines indicated by it.</p> <p>The tenderer will then have the option to alter and/or amend the rates and lump sums objected to and such other amounts as are agreed on by the Employer, but this shall be done without altering the tender offer as tendered. Should the Tenderer fail to amend his Tender in a manner acceptable to the Employer, the Employer may reject the Tender.</p>
F.4.6	<p>The Employer shall not formally issue tender documents in electronic format as contemplated in C.2.12.2 and C.2.13.3 and shall only issue tender documents in hardcopy. An electronic version of the issued tender documents may be made available to the tenderer, upon written request in terms of this clause, subject to the following:</p> <ul style="list-style-type: none"> (a) Electronic copies of the contract document, or parts thereof, will only be provided to tenderers who have been issued with the tender documents as contemplated in C.1.2 in hardcopy. (b) The electronic version shall not be regarded as a substitute for the issued tender documents. (c) The Employer shall not accept Tender submitted in electronic format. Tenderers may not complete and submit a printed copy of the electronic version of the tender document or part thereof. Only those Tender that have been completed on an issued hard copy tender document shall be considered. (d) The Employer accepts no responsibility or liability arising from the reliance on or use of the electronic version provided in terms of this clause. The Employer further does not guarantee that the electronic version corresponds with the issued tender document in all respects. Tenderers are alerted to the fact that electronic version of the tender documents may not reflect any notices or addenda that amend the tender document. (e) Any non-compliance with these provisions, including effecting any unauthorized alterations to the tender as contemplated in C2.11, shall render the tender invalid. The Employer reserves the right to take any action against such tenderer allowed in law including, in circumstances where the tender had already been awarded, the right to cancel the contract. (f) In requesting the electronic version of the tender document or parts thereof, the tenderer is deemed to have read, understood and accepted all of the above conditions.
F.4.7	<p>Local Content and Production for Designated Sectors: N/A</p>
F.4.8	<p>Subcontracting as a condition of Tender: N/A</p>
F.4.9	<p>Compliance with Occupation Health and Safety Act 1993</p> <p>Tenderers are to note the requirements of the Occupational Health and Safety Act (No. 85 of 1993), and the Construction Regulations 2014 issued in terms of Section 43 of the Act. The tenderer shall be deemed to have read and fully understood the requirements of the above Act and Regulations and to have allowed for all the costs in compliance therewith. Tenderers are to note that the service provider is required to ensure that all sub-contractor/sub-consultants or other engaged in the performance of this contract also comply with the above requirements.</p>

PART T2: RETURNABLE DOCUMENTS

T2.1- List of Returnable Documents

LIST OF RETURNABLE DOCUMENTS

1. RETURNABLE SCHEDULES REQUIRED FOR TENDER EVALUATION PURPOSES

Tender document name		Number of pages issued	Returnable document
T 2. 2-1	Resolution of Board of Directors (PA-15.1)	1 Page	<input checked="" type="checkbox"/> Yes
T2. 2-2	Resolution of Board of Directors to enter into consortia or JV's (PA-15.2)	2 Pages	<input checked="" type="checkbox"/> Yes
T2 2-3	Special Resolution of Consortia or JV's (PA-15.3)	3 Pages	<input checked="" type="checkbox"/> Yes
T2. 2-4	Schedule of proposed sub-contractors (WHAG-15: EC)	1 Page	<input checked="" type="checkbox"/> Yes
T2. 2-5	Declaration of designated groups for preferential procurement (PA-40)	1 Page	<input checked="" type="checkbox"/> Yes
T2. 2-7	Site Inspection Meeting Certificate (WHAG-16: EC)	1 Pages	<input checked="" type="checkbox"/> Yes
T2. 2-8	Declaration of Interest (PA-11)	3 Pages	<input checked="" type="checkbox"/> Yes
T2. 2-9	Compulsory Enterprise Questionnaire	2 Pages	<input checked="" type="checkbox"/> Yes
F.2.1	Bank Rating Letter (not older than 3 months at the close of tender)	Pages	<input checked="" type="checkbox"/> Yes
	Valid COIDA Letter of Good Standing	Pages	<input checked="" type="checkbox"/> Yes
	Joint Venture Agreement (State percentage split)	Pages	<input checked="" type="checkbox"/> Yes
	Priced Bills of Quantities	Pages	<input checked="" type="checkbox"/> Yes

2. RETURNABLE SCHEDULES THAT WILL BE INCORPORATED INTO THE CONTRACT

Tender document name		Number of pages issued	Returnable document
T2. 2-6	Preference Certificate (SBD6.1)	6 Pages	<input checked="" type="checkbox"/> Yes
T2. 2-11	Record of Addenda to tender documents (WHAG-21: EC)	1 Pages	<input checked="" type="checkbox"/> Yes
T2. 2-12	Particulars of Contractor (refer to index)	1 Page	<input checked="" type="checkbox"/> Yes

3. OTHER DOCUMENTS THAT WILL BE INCORPORATED INTO THE CONTRACT

Tender document name		Number of pages issued	Returnable document
Form of construction guarantee (WHAG 10.1 & WHAG 10.3)		Pages	<input checked="" type="checkbox"/> Yes

Resolution of Board of Directors

T2.2-1

RESOLUTION OF BOARD OF DIRECTORS: (PA-15.1)

RESOLUTION of a meeting of the Board of *Directors / Members / Partners of:

(legally correct full name and registration number, if applicable, of the Enterprise)

Held at _____ (place)

On _____ (date)

RESOLVED that:

1. The Enterprise submits a Bid / Tender to the WILLIAM HUMPHREYS ART GALLERY in respect of the following project:

(Project description as per Bid / Tender Document)

Bid / Tender Number: _____ (Bid / Tender Number as per Bid / Tender Document)

2. *Mr/Mrs/Ms: _____

in *his/her Capacity as : _____ (Position in the Enterprise)

and who will sign as follows : _____

be, and is hereby, authorised to sign the Bid / Tender, and any and all other documents and/or correspondence in connection with and relating to the Bid / Tender, as well as to sign any Contract, and any and all documentation, resulting from the award of the Bid / Tender to the Enterprise mentioned above.

	NAME	Capacity	Signature
1			
2			
3			
4			
5			
6			

Note:

1. *Delete which is not applicable
2. **NB.** This resolution must be signed by all the Directors / Members / Partners of the Bidding Enterprise
3. Should the number of Directors / Members/Partners exceed the space available above, additional names and signatures must be supplied on a separate page

ENTERPRISE STAMP

Resolution of Board of Directors to Enter into Consortia or Joint Ventures

T2. 2-2

RESOLUTION OF BOARD OF DIRECTORS TO ENTER INTO CONSORTIA OR JOINT VENTURES: (PA-15.2)

RESOLUTION of a meeting of the Board of *Directors / Members / Partners of:

(Legally correct full name and registration number, if applicable, of the Enterprise)

Held at _____ (place)

On _____ (date)

RESOLVED that:

3. The Enterprise submits a Bid /Tender, in consortium/Joint Venture with the following Enterprises:

(List all the legally correct full names and registration numbers, if applicable, of the Enterprises forming the Consortium/Joint Venture)

to the WILLIAM HUMPHREYS ART GALLERY in respect of the following project:

(Project description as per Bid /Tender Document)

Bid / Tender Number: _____ (Bid / Tender Number as per Bid /Tender Document)

4. *Mr/Mrs/Ms: _____

in *his/her Capacity as: _____ (Position in the Enterprise)

and who will sign as follows: _____

be, and is hereby, authorised to sign a consortium/joint venture agreement with the parties listed under item 1 above, and any and all other documents and/or correspondence in connection with and relating to the consortium/joint venture, in respect of the project described under item 1 above.

5. The Enterprise accepts joint and several liability with the parties listed under item 1 above for the due fulfilment of the obligations of the joint venture deriving from, and in any way connected with, the Contract to be entered into with the Entity in respect of the project described under item 1 above.
6. The Enterprise chooses as its *domicilium citandi et executandi* for all purposes arising from this joint venture agreement and the Contract with the Entity in respect of the project under item 1 above:

Physical address:

_____ (code)

Telephone number: _____ (code)

Postal Address:

_____ (code)

Fax number: _____ (code)

	Name	Capacity	Signature
1			
2			
3			
4			
5			
6			
7			
8			
9			
10			
11			
12			
13			
14			
15			

Note:

1. ** Delete which is not applicable*
2. **NB.** *This resolution must be signed by all the Directors / Members / Partners of the Bidding Enterprise*
3. *Should the number of Directors / Members/Partners exceed the space available above, additional names and signatures must be supplied on a separate page*

ENTERPRISE STAMP

Joint ventures are eligible to submit tender provided that:

- Every member of the joint venture is registered with the CIDB
- The combined contractor grading designation calculated in accordance with the Construction Industry Development Regulations is equal to or higher than a contractor grading designation determined in accordance with the sum tendered for this project.
- A Joint Venture Agreement must be submitted with the tender in the case of a joint venture offer.

Special Resolution of Consortia or Joint Ventures

T2. 2-3

SPECIAL RESOLUTION OF CONSORTIA OR JOINT VENTURES: (PA-15.3)

RESOLUTION of a meeting of the duly authorized representatives of the following legal entities who have entered into a consortium/joint venture to jointly bid for the project mentioned below: *(legally correct full names and registration numbers, if applicable, of the Enterprises forming a Consortium/Joint Venture)*

1. _____

2. _____

3. _____

4. _____

5. _____

6. _____

7. _____

Held at _____ *(place)*

On _____ *(date)*

RESOLVED that:

RESOLVED that:

- A. The above-mentioned Enterprises submit a Bid in Consortium/Joint Venture to the WILLIAM HUMPHREYS ART GALLERY in respect of the following project:

(Project description as per Bid /Tender Document)

Bid / Tender Number: _____ *(Bid / Tender Number as per Bid /Tender Document)*

- B. Mr/Mrs/Ms: _____

in *his/her Capacity as: _____ *(Position in the Enterprise)*

and who will sign as follows: _____

be, and is hereby, authorized to sign the Bid, and any and all other documents and/or correspondence in connection with and relating to the Bid, as well as to sign any Contract, and any and all documentation, resulting from the award of the Bid to the Enterprises in Consortium/Joint Venture mentioned above.

- C. The Enterprises constituting the Consortium/Joint Venture, notwithstanding its composition, shall conduct all business under the name and style of: _____
- D. The Enterprises to the Consortium/Joint Venture accept joint and several liability for the due fulfilment of the obligations of the Consortium/Joint Venture deriving from, and in any way connected with, the Contract entered into with the Entity in respect of the project described under item A above.
- E. Any of the Enterprises to the Consortium/Joint Venture intending to terminate the consortium/joint venture agreement, for whatever reason, shall give the Entity 30 days written notice of such intention. Notwithstanding such decision to terminate, the Enterprises shall remain jointly and severally liable to the Entity for the due fulfilment of the obligations of the Consortium/Joint Venture as mentioned under item D above.
- F. No Enterprise to the Consortium/Joint Venture shall, without the prior written consent of the other Enterprises to the Consortium/Joint Venture and of the Entity, cede any of its rights or assign any of its obligations under the consortium/joint venture agreement in relation to the Contract with the Entity referred to herein.
- G. The Enterprises choose as the *domicilium citandi et executandi* of the Consortium/Joint Venture for all purposes arising from the consortium/joint venture agreement and the Contract with the Entity in respect of the project under item A above:

Physical address: _____

_____ (code)

E-mail address : _____

Business address: _____

_____ (code)

Postal Address: _____

_____ (code)

Telephone number: _____ (code)

Fax number: _____ (code)

	Name	Capacity	Signature
1			
2			
3			
4			
5			
6			
7			
8			
9			
10			
11			
12			
13			
14			
15			

Note:

1. **NB.** This resolution must be signed by all the Duly Authorised Representatives of the Legal Entities to the Consortium/Joint Venture submitting this Bid
3. Should the number of Duly Authorised Representatives of the Legal Entities joining forces in this Bid exceed the space available above, additional names and signatures must be supplied on a separate page
4. Resolutions, duly completed and signed, from the separate Enterprises who participate in this Consortium/Joint Venture must be attached to the Special Resolution.

Joint ventures are eligible to submit tender provided that:

- Every member of the joint venture is registered with the CIDB
- The combined contractor grading designation calculated in accordance with the Construction Industry Development Regulations is equal to or higher than a contractor grading designation determined in accordance with the sum tendered for this project.
- A Joint Venture Agreement must be submitted with the tender in the case of a joint venture offer.

Schedule of Proposed Subcontractor

T2. 2-4

SCHEDULE OF PROPOSED SUBCONTRACTORS: (WHAG-15: EC)

We notify you that it is our intention to employ the following Subcontractors for work in this contract.

We confirm that all subcontractors who are contracted to construct a house are registered as home builders with the National Home Builders Registration Council and/or with the CIDB (Construction Industry Development Board).

	Name and address of proposed Subcontractor	Nature and extent of work	Previous experience with Subcontractor
1			
2			
3			
4			
5			

Name of representative	Signature	Capacity	Date

Name of organisation:	
-----------------------	--

Capacity of Tenderer

T2. 2-5

WORK CAPACITY OF TENDERER:

1. **WORK CAPACITY:** *(The Tenderer is requested to furnish the following particulars, attach additional pages if more space is required. Failure to furnish the particulars may result in the Tender being disregarded.)*

Skilled artisans employed		Unskilled employees employed	
Categories of artisans	Number	Categories of employees	Number

1.1. Provide full particulars of:

Machinery	Plant	Workshops

2. PARTICULARS OF COMMITMENTS WHICH THE TENDERER HAS PREVIOUSLY COMPLETED AND PRESENTLY ENGAGED WITH:

2.1. Current projects:

FORM: WHAG-01

Project	Place (town)	Reference / Contact person	Contact Tel. No.	Contract amount	Contract period	Date of commencement	Scheduled date of completion
1							
2							
3							
4							
5							
6							
7							
8							
9							
10							
11							

2.2. Previous projects:

FORM: WHAG-01

Project	Place (town)	Reference / Contact person	Contact Tel. No.	Contract amount	Contract period	Date of commencement	Scheduled date of completion	Actual date of completion
1								
2								
3								
4								
5								
6								
7								
8								
9								
10								

Name of Tenderer	Signature	Date

PA- 40: DECLARATION OF DESIGNATED GROUPS FOR PREFERENTIAL PROCUREMENT

Name of Tenderer

☐ EME1 ☐ QSE2 ☐ Non EME/QSE (tick applicable box)

1. LIST ALL PROPRIETORS, MEMBERS OR SHAREHOLDERS BY NAME, IDENTITY NUMBER, CITIZENSHIP AND DESIGNATED GROUPS.

Name and Surname #	Identity/ Passport number and Citizenship##	Percentage owned	Black	Indicate if youth	Indicate if woman	Indicate if person with disability
1.		%	<input type="checkbox"/> Yes <input type="checkbox"/> No	<input type="checkbox"/> Yes <input type="checkbox"/> No	<input type="checkbox"/> Yes <input type="checkbox"/> No	<input type="checkbox"/> Yes <input type="checkbox"/> No
2.		%	<input type="checkbox"/> Yes <input type="checkbox"/> No	<input type="checkbox"/> Yes <input type="checkbox"/> No	<input type="checkbox"/> Yes <input type="checkbox"/> No	<input type="checkbox"/> Yes <input type="checkbox"/> No
3.		%	<input type="checkbox"/> Yes <input type="checkbox"/> No	<input type="checkbox"/> Yes <input type="checkbox"/> No	<input type="checkbox"/> Yes <input type="checkbox"/> No	<input type="checkbox"/> Yes <input type="checkbox"/> No
4.		%	<input type="checkbox"/> Yes <input type="checkbox"/> No	<input type="checkbox"/> Yes <input type="checkbox"/> No	<input type="checkbox"/> Yes <input type="checkbox"/> No	<input type="checkbox"/> Yes <input type="checkbox"/> No
5.		%	<input type="checkbox"/> Yes <input type="checkbox"/> No	<input type="checkbox"/> Yes <input type="checkbox"/> No	<input type="checkbox"/> Yes <input type="checkbox"/> No	<input type="checkbox"/> Yes <input type="checkbox"/> No
6.		%	<input type="checkbox"/> Yes <input type="checkbox"/> No	<input type="checkbox"/> Yes <input type="checkbox"/> No	<input type="checkbox"/> Yes <input type="checkbox"/> No	<input type="checkbox"/> Yes <input type="checkbox"/> No
7.		%	<input type="checkbox"/> Yes <input type="checkbox"/> No	<input type="checkbox"/> Yes <input type="checkbox"/> No	<input type="checkbox"/> Yes <input type="checkbox"/> No	<input type="checkbox"/> Yes <input type="checkbox"/> No
8.		%	<input type="checkbox"/> Yes <input type="checkbox"/> No	<input type="checkbox"/> Yes <input type="checkbox"/> No	<input type="checkbox"/> Yes <input type="checkbox"/> No	<input type="checkbox"/> Yes <input type="checkbox"/> No
9.		%	<input type="checkbox"/> Yes <input type="checkbox"/> No	<input type="checkbox"/> Yes <input type="checkbox"/> No	<input type="checkbox"/> Yes <input type="checkbox"/> No	<input type="checkbox"/> Yes <input type="checkbox"/> No
10.		%	<input type="checkbox"/> Yes <input type="checkbox"/> No	<input type="checkbox"/> Yes <input type="checkbox"/> No	<input type="checkbox"/> Yes <input type="checkbox"/> No	<input type="checkbox"/> Yes <input type="checkbox"/> No

Where Owners are themselves a Company, Close Corporation, Partnership etc, identify the ownership of the Holding Company, together with Registration number

State date of South African citizenship obtained (not applicable to persons born in South Africa)

1 EME: Exempted Micro Enterprise
 2 QSE: Qualifying Small Business Enterprise

2. DECLARATION:

The undersigned, who warrants that he/she is duly authorized to do so on behalf of the Tenderer, hereby confirms that:

1. The information and particulars contained in this Affidavit are true and correct in all respects.
2. The Broad-based Black Economic Empowerment Act, 2003 (Act 53 of 2003), Preferential Procurement Policy Framework Act, 2000 (Act 5 of 2000), the Preferential Procurement Regulations, 2020 as amended, National Small Business Act 102 of 1996 as amended and all documents pertaining to this Tender were studied and understood and that the above form was completed according to the definitions and information contained in said documents.
3. The Tenderer understands that any intentional misrepresentation or fraudulent information provided herein shall disqualify the Tenderer's offer herein, as well as any other tender offer(s) of the Tenderer simultaneously being evaluated or will entitle the Employer to cancel any Contract resulting from the Tenderer's offer herein.
4. The Tenderer accepts that the Employer may exercise any other remedy it may have in law and in the Contract, including a claim for damages for having to accept a less favourable tender as a result of any such disqualification due to misrepresentation or fraudulent information provided herein.
5. Any further documentary proof required by the Employer regarding the information provided herein, will be submitted to the Employer within the time period as may be set by the latter.

Signed by the Tenderer

Name of representative	Signature	Date

Preference Certificate

T2. 2-6

PREFERENCE POINTS CLAIM FORM IN TERMS OF THE PREFERENTIAL PROCUREMENT REGULATIONS 2022

This preference form must form part of all tenders invited. It contains general information and serves as a claim form for preference points for specific goals.

NB: BEFORE COMPLETING THIS FORM, TENDERERS MUST STUDY THE GENERAL CONDITIONS, DEFINITIONS AND DIRECTIVES APPLICABLE IN RESPECT OF THE TENDER AND PREFERENTIAL PROCUREMENT REGULATIONS, 2022

1. GENERAL CONDITIONS

1.1 The following preference point systems are applicable to invitations to tender:

- the 80/20 system for requirements with a Rand value of up to R50 000 000 (all applicable taxes included); and
- the 90/10 system for requirements with a Rand value above R50 000 000 (all applicable taxes included).

1.2 The applicable preference point system for this tender is the 80/20 preference point system.

1.3 Points for this tender (even in the case of a tender for income-generating contracts) shall be awarded for:

- (a) Price; and
- (b) Specific Goals.

1.4 The maximum points for this tender are allocated as follows:

	POINTS
PRICE	80
SPECIFIC GOALS	20
Total points for Price and SPECIFIC GOALS	100

1.5 Failure on the part of a tenderer to submit proof or documentation required in terms of this tender to claim points for specific goals with the tender, will be interpreted to mean that preference points for specific goals are not claimed.

1.6 The organ of state reserves the right to require of a tenderer, either before a tender is adjudicated or at any time subsequently, to substantiate any claim in regard to preferences, in any manner required by the organ of state.

2. DEFINITIONS

- (a) **“tender”** means a written offer in the form determined by an organ of state in response to an invitation to provide goods or services through price quotations, competitive tendering process or any other method envisaged in legislation;
- (b) **“price”** means an amount of money tendered for goods or services, and includes all applicable taxes less all unconditional discounts;
- (c) **“rand value”** means the total estimated value of a contract in Rand, calculated at the time of bid invitation, and includes all applicable taxes;
- (d) **“tender for income-generating contracts”** means a written offer in the form determined by an organ of state in response to an invitation for the origination of income-generating contracts through any method envisaged in legislation that will result in a legal agreement between the organ of state and a third party that produces revenue for the organ of state, and includes, but is not limited to, leasing and disposal of assets and concession contracts, excluding direct sales and disposal of assets through public auctions; and
- (e) **“the Act”** means the Preferential Procurement Policy Framework Act, 2000 (Act No. 5 of 2000).

3. FORMULAE FOR PROCUREMENT OF GOODS AND SERVICES

3.1. POINTS AWARDED FOR PRICE

3.1.1 THE 80/20 OR 90/10 PREFERENCE POINT SYSTEMS

A maximum of 80 or 90 points is allocated for price on the following basis:

$$P_s = 80 \left(1 - \frac{P_t - P_{min}}{P_{min}} \right) \quad \text{or} \quad P_s = 90 \left(1 - \frac{P_t - P_{min}}{P_{min}} \right)$$

Where

P_s = Points scored for price of tender under consideration

P_t = Price of tender under consideration

P_{min} = Price of lowest acceptable tender

4. POINTS AWARDED FOR SPECIFIC GOALS

4.1. In terms of Regulation 4(2); 5(2); 6(2) and 7(2) of the Preferential Procurement Regulations, preference points must be awarded for specific goals stated in the tender. For the purposes of this tender the tenderer will be allocated points based on the goals stated in table 1 below as may be supported by proof/ documentation stated in the conditions of this tender:

4.2. In cases where organs of state intend to use Regulation 3(2) of the Regulations, which states that, if it is unclear whether the 80/20 or 90/10 preference point system applies, an organ of state must, in the tender documents, stipulate in the case of—

- (a) an invitation for tender for income-generating contracts, that either the 80/20 or 90/10 preference point system will apply and that the highest acceptable tender will be used to determine the applicable preference point system; or
- (b) any other invitation for tender, that either the 80/20 or 90/10 preference point system will apply and that the lowest acceptable tender will be used to determine the applicable preference point system,

then the organ of state must indicate the points allocated for specific goals for both the 90/10 and 80/20 preference point system.

Table 1: Specific goals for the tender and points claimed are indicated per the table below.

Note to tenderers: The tenderer must indicate how they claim points for each preference point system.

4.2.1. Preferential Points will be awarded as per below scoring:

CRITERION	POINTS	PROOF OF CLAIM
B-BBEE Status	4	Valid B-BBEE verification certificate or an affidavit confirming micro enterprise status.
Business Location	4	Proof of Business Address not older than three months.
Ownership by Youth	4	PA-40 , Company Registration Documents, and Identity Documents of Shareholders.
Ownership by Women	4	PA-40 , Company Registration Documents, and Identity Documents of Shareholders.
Ownership by People with Disabilities	4	PA-40 , Company Registration Documents, and Identity Documents of Shareholders.

4.2.1.1. B-BBEE Status Points will be awarded as indicated below:

B-BBEE STATUS	POINTS	Number of points claimed (80/20 system) (To be completed by the tenderer)
Level 1	4	
Level 2	3	
Level 3	2	
Level 4 and below	1	
Non-compliant	0	

4.2.1.2. Business Location will be awarded as indicated below:

Business Location	POINTS	Number of points claimed (80/20 system) (To be completed by the tenderer)
Northern Cape	4	
Other Provinces	0	

4.2.1.3. Ownership Points for Women will be awarded as indicated below:

OWNERSHIP	POINTS	Number of points claimed (80/20 system) (To be completed by the tenderer)
Above 50%	4	
Above 40%	3	
Above 25%	2	
Above 10%	1	

4.2.1.4. Ownership Points for Youth will be awarded as indicated below:

OWNERSHIP	POINTS	Number of points claimed (80/20 system) (To be completed by the tenderer)
Above 50%	4	
Above 40%	3	
Above 25%	2	
Above 10%	1	

4.2.1.5. Ownership Points for People with Disabilities will be awarded as indicated below:

OWNERSHIP	POINTS	Number of points claimed (80/20 system) (To be completed by the tenderer)
Above 50%	4	
Above 40%	3	
Above 25%	2	
Above 10%	1	

DECLARATION WITH REGARD TO COMPANY/FIRM

4.3. Name of company/firm.....

4.4. Company registration number:

4.5. TYPE OF COMPANY/ FIRM

- ☐ Partnership/Joint Venture / Consortium
- ☐ One-person business/sole propriety
- ☐ Close corporation
- ☐ Public Company
- ☐ Personal Liability Company
- ☐ (Pty) Limited

- ☐ Non-Profit Company
☐ State Owned Company
[TICK APPLICABLE BOX]

4.6. I, the undersigned, who is duly authorised to do so on behalf of the company/firm, certify that the points claimed, based on the specific goals as advised in the tender, qualifies the company/ firm for the preference(s) shown and I acknowledge that:

- i) The information furnished is true and correct;
- ii) The preference points claimed are in accordance with the General Conditions as indicated in paragraph 1 of this form;
- iii) In the event of a contract being awarded as a result of points claimed as shown in paragraphs 1.4 and 4.2, the contractor may be required to furnish documentary proof to the satisfaction of the organ of state that the claims are correct;
- iv) If the specific goals have been claimed or obtained on a fraudulent basis or any of the conditions of contract have not been fulfilled, the organ of state may, in addition to any other remedy it may have –
 - (a) disqualify the person from the tendering process;
 - (b) recover costs, losses or damages it has incurred or suffered as a result of that person's conduct;
 - (c) cancel the contract and claim any damages which it has suffered as a result of having to make less favourable arrangements due to such cancellation;
 - (d) recommend that the tenderer or contractor, its shareholders and directors, or only the shareholders and directors who acted on a fraudulent basis, be restricted from obtaining business from any organ of state for a period not exceeding 10 years, after the *audi alteram partem* (hear the other side) rule has been applied; and
 - (e) forward the matter for criminal prosecution, if deemed necessary.

.....	
SIGNATURE(S) OF TENDERER(S)	
SURNAME AND NAME:
DATE:
ADDRESS:

Site Inspection Meeting Certificate

T2. 2-7

SITE INSPECTION MEETING CERTIFICATE: WHAG-16-EC

Project title:	WILLIAM HUMPHREYS ART GALLERY – MULTIPLE CONSTRUCTION SERVICES
-----------------------	--

This is to certify that I, _____ representing
 _____ in the company of
 _____ visited the site on:

I have made myself familiar with all local conditions likely to influence the work and the cost thereof. I further certify that I am satisfied with the description of the work and explanations given at the site inspection meeting and that I understand perfectly the work to be done, as specified and implied, in the execution of this contract.

Name of Tenderer	Signature	Date

Name of Project Leader	Signature	Date

Name of Project Manager	Signature	Date

Declaration of Interest

T2. 2-8

SBD4 BIDDER'S DISCLOSURE

1. Purpose of the form

Any person (natural or juristic) may make an offer or offers in terms of this invitation to bid. In line with the principles of transparency, accountability, impartiality, and ethics as enshrined in the Constitution of the Republic of South Africa and further expressed in various pieces of legislation, it is required for the bidder to make this declaration in respect of the details required hereunder.

Where a person/s are listed in the Register for Tender Defaulters and / or the List of Restricted Suppliers, that person will automatically be disqualified from the bid process.

2. Bidder's declaration

2.1 Is the bidder, or any of its directors / trustees / shareholders / members / partners or any person having a controlling interest³ in the enterprise, employed by the state? **YES/NO**

2.1.1 If so, furnish particulars of the names, individual identity numbers, and, if applicable, state employee numbers of sole proprietor/ directors / trustees / shareholders / members/ partners or any person having a controlling interest in the enterprise, in the table below.

Full Name	Identity Number	Name of State institution

2.2 Do you, or any person connected with the bidder, have a relationship with any person who is employed by the William Humphreys Art Gallery? **YES/NO**

2.2.1 If so, furnish particulars:

.....

.....

2.3 Does the bidder or any of its directors / trustees / shareholders / members / partners or any person having a controlling interest in the enterprise have any interest in any other related enterprise whether or not they are bidding for this contract? **YES/NO**

2.3.1 If so, furnish particulars:

.....

.....

3 DECLARATION

I, the undersigned, (name) in submitting the accompanying bid, do hereby make the following statements that I certify to be true and complete in every respect:

4.1 I have read and I understand the contents of this disclosure;

3 the power, by one person or a group of persons holding the majority of the equity of an enterprise, alternatively, the person/s having the deciding vote or power to influence or to direct the course and decisions of the enterprise.

- 4.2 I understand that the accompanying bid will be disqualified if this disclosure is found not to be true and complete in every respect;
- 4.3 The bidder has arrived at the accompanying bid independently from, and without consultation, communication, agreement, or arrangement with any competitor. However, communication between partners in a joint venture or consortium⁴ will not be construed as collusive bidding.
- 4.4 In addition, there have been no consultations, communications, agreements or arrangements with any competitor regarding the quality, quantity, specifications, prices, including methods, factors or formulas used to calculate prices, market allocation, the intention or decision to submit or not to submit the bid, bidding with the intention not to win the bid and conditions or delivery particulars of the products or services to which this bid invitation relates.
- 4.5 The terms of the accompanying bid have not been, and will not be, disclosed by the bidder, directly or indirectly, to any competitor, prior to the date and time of the official bid opening or of the awarding of the contract.
- 4.6 There have been no consultations, communications, agreements, or arrangements made by the bidder with any official of the William Humphreys Art Gallery in relation to this procurement process prior to and during the bidding process except to provide clarification on the bid submitted where so required by the institution; and the bidder was not involved in the drafting of the specifications or terms of reference for this bid.
- 4.7 I am aware that, in addition and without prejudice to any other remedy provided to combat any restrictive practices related to bids and contracts, bids that are suspicious will be reported to the Competition Commission for investigation and possible imposition of administrative penalties in terms of section 59 of the Competition Act No 89 of 1998 and or may be reported to the National Prosecuting Authority (NPA) for criminal investigation and or may be restricted from conducting business with the public sector for a period not exceeding ten (10) years in terms of the Prevention and Combating of Corrupt Activities Act No 12 of 2004 or any other applicable legislation.

I CERTIFY THAT THE INFORMATION FURNISHED IN PARAGRAPHS 1, 2, 3 and 4 ABOVE IS CORRECT.

I ACCEPT THAT THE STATE MAY REJECT THE BID OR ACT AGAINST ME IN TERMS OF PARAGRAPH 6 OF PFMA SCM INSTRUCTION 03 OF 2021/22 ON PREVENTING AND COMBATING ABUSE IN THE SUPPLY CHAIN MANAGEMENT SYSTEM SHOULD THIS DECLARATION PROVE TO BE FALSE.

Signature

Date

Position

Name of Bidder

⁴ Joint venture or Consortium means an association of persons for the purpose of combining their expertise, property, capital, efforts, skill and knowledge in an activity for the execution of a contract.

DECLARATION OF BIDDER'S PAST SUPPLY CHAIN MANAGEMENT PRACTICES

1. This Standard Bidding Document must form part of all bids invited.
2. It serves as a declaration to be used by institutions in ensuring that when goods and services are being procured, all reasonable steps are taken to combat the abuse of the supply chain management system.
3. The bid of any bidder may be disregarded if that bidder, or any of its directors have-
 - a. abused the institution's supply chain management system;
 - b. committed fraud or any other improper conduct in relation to such system; or
 - c. failed to perform on any previous contract.
4. **In order to give effect to the above, the following questionnaire must be completed and submitted with the bid.**

Item	Question	Yes	No
4.1	Is the bidder or any of its directors listed on the National Treasury's Database of Restricted Suppliers as companies or persons prohibited from doing business with the public sector? (Companies or persons who are listed on this Database were informed in writing of this restriction by the Accounting Officer/Authority of the institution that imposed the restriction after the <i>audi alteram partem</i> rule was applied). The Database of Restricted Suppliers now resides on the National Treasury's website(www.treasury.gov.za) and can be accessed by clicking on its link at the bottom of the home page.	Yes <input type="checkbox"/>	No <input type="checkbox"/>
4.1.1	If so, furnish particulars:		
4.2	Is the bidder or any of its directors listed on the Register for Tender Defaulters in terms of section 29 of the Prevention and Combating of Corrupt Activities Act (No 12 of 2004)? The Register for Tender Defaulters can be accessed on the National Treasury's website (www.treasury.gov.za) by clicking on its link at the bottom of the home page.	Yes <input type="checkbox"/>	No <input type="checkbox"/>
4.2.1	If so, furnish particulars:		
4.3	Was the bidder or any of its directors convicted by a court of law (including a court outside of the Republic of South Africa) for fraud or corruption during the past five years?	Yes <input type="checkbox"/>	No <input type="checkbox"/>
4.3.1	If so, furnish particulars:		
4.4	Was any contract between the bidder and any organ of state terminated during the past five years on account of failure to perform on or comply with the contract?	Yes <input type="checkbox"/>	No <input type="checkbox"/>
4.4.1	If so, furnish particulars:		

SBD 8

CERTIFICATION

I, THE UNDERSIGNED (FULL NAME) CERTIFY THAT THE INFORMATION FURNISHED ON THIS DECLARATION FORM IS TRUE AND CORRECT.

I ACCEPT THAT, IN ADDITION TO CANCELLATION OF A CONTRACT, ACTION MAY BE TAKEN AGAINST ME SHOULD THIS DECLARATION PROVE TO BE FALSE.

.....
Signature

.....
Date

.....
Position

.....
Name of Bidder

CERTIFICATE OF INDEPENDENT BID DETERMINATION

- 1 This Standard Bidding Document (SBD) must form part of all bids⁵ invited.
- 2 Section 4 (1) (b) (iii) of the Competition Act No. 89 of 1998, as amended, prohibits an agreement between, or concerted practice by, firms, or a decision by an association of firms, if it is between parties in a horizontal relationship and if it involves collusive bidding (or bid rigging)⁶. Collusive bidding is a *pe se* prohibition meaning that it cannot be justified under any grounds.
- 3 Treasury Regulation 16A9 prescribes that accounting officers and accounting authorities must take all reasonable steps to prevent abuse of the supply chain management system and authorizes accounting officers and accounting authorities to:
 - a. disregard the bid of any bidder if that bidder, or any of its directors have abused the institution's supply chain management system and or committed fraud or any other improper conduct in relation to such system.
 - b. cancel a contract awarded to a supplier of goods and services if the supplier committed any corrupt or fraudulent act during the bidding process or the execution of that contract.
- 4 This SBD serves as a certificate of declaration that would be used by institutions to ensure that, when bids are considered, reasonable steps are taken to prevent any form of bid-rigging.
- 5 In order to give effect to the above, the attached Certificate of Bid Determination (SBD 9) must be completed and submitted with the bid:

⁵ Includes price quotations, advertised competitive bids, limited bids and proposals.

⁶ Bid rigging (or collusive bidding) occurs when businesses, that would otherwise be expected to compete, secretly conspire to raise prices or lower the quality of goods and / or services for purchasers who wish to acquire goods and / or services through a bidding process. Bid rigging is, therefore, an agreement between competitors not to compete.

CERTIFICATE OF INDEPENDENT BID DETERMINATION

I, the undersigned, in submitting the accompanying bid:

(Bid Number and Description)

in response to the invitation for the bid made by:

(Name of Institution)

do hereby make the following statements that I certify to be true and complete in every respect:

I certify, on behalf of: _____ that: (Name of Bidder)

1. I have read and I understand the contents of this Certificate;
2. I understand that the accompanying bid will be disqualified if this Certificate is found not to be true and complete in every respect;
3. I am authorized by the bidder to sign this Certificate, and to submit the accompanying bid, on behalf of the bidder;
4. Each person whose signature appears on the accompanying bid has been authorized by the bidder to determine the terms of, and to sign the bid, on behalf of the bidder;
5. For the purposes of this Certificate and the accompanying bid, I understand that the word “competitor” shall include any individual or organization, other than the bidder, whether or not affiliated with the bidder, who:
 - a. has been requested to submit a bid in response to this bid invitation;
 - b. could potentially submit a bid in response to this bid invitation, based on their qualifications, abilities or experience; and
 - c. provides the same goods and services as the bidder and/or is in the same line of business as the bidder
6. The bidder has arrived at the accompanying bid independently from, and without consultation, communication, agreement or arrangement with any competitor. However, communication between partners in a joint venture or consortium will not be construed
 - a. as collusive bidding.
7. In particular, without limiting the generality of paragraphs 6 above, there has been no consultation, communication, agreement or arrangement with any competitor regarding:
 - a. prices;
 - b. geographical area where product or service will be rendered (market allocation)
 - c. methods, factors or formulas used to calculate prices;
 - d. the intention or decision to submit or not to submit, a bid;
 - e. the submission of a bid which does not meet the specifications and conditions of the bid; or
 - f. bidding with the intention not to win the bid.

8. In addition, there have been no consultations, communications, agreements or arrangements with any competitor regarding the quality, quantity, specifications and conditions or delivery particulars of the products or services to which this bid invitation relates.
9. The terms of the accompanying bid have not been, and will not be, disclosed by the bidder, directly or indirectly, to any competitor, prior to the date and time of the official bid opening or of the awarding of the contract.
10. I am aware that, in addition and without prejudice to any other remedy provided to combat any restrictive practices related to bids and contracts, bids that are suspicious will be reported to the Competition Commission for investigation and possible imposition of administrative penalties in terms of section 59 of the Competition Act No 89 of 1998 and or may be reported to the National Prosecuting Authority (NPA) for criminal investigation and or may be restricted from conducting business with the public sector for a period not exceeding ten (10) years in terms of the Prevention and Combating of Corrupt Activities Act No 12 of 2004 or any other applicable legislation.

.....
Signature

.....
Date

.....
Position

.....
Name of Bidder

Record of Addenda to Tender Documents

T2. 2-11

RECORD OF ADDENDA TO TENDER DOCUMENTS: WHAG-21-EC

1. I / We confirm that the following communications received from the WILLIAM HUMPHREYS ART GALLERY before the submission of this tender offer, amending the tender documents, have been taken into account in this tender offer: *(Attach additional pages if more space is required)*

	Date	Title or Details
1.		
2.		
3.		
4.		
5.		
6.		
7.		
8.		
9.		
10.		
11.		
12.		
13.		

Name of Tenderer	Signature	Date

2. I / We confirm that no communications were received from the Engineer, Project Manager, or Employer before the submission of this tender offer, amending the tender documents.

Name of Tenderer	Signature	Date

WHAG-23 (EC): SCHEDULE FOR IMPORTED MATERIALS AND EQUIPMENT

Project title:	WILLIAM HUMPHREYS ART GALLERY – MULTIPLE CONSTRUCTION SERVICES
Tender no:	WB 02/2025

This schedule should be completed by the tenderer. *(Attach additional pages if more space is required)*

Item	Material / Equipment	Rand (R) (Excluding VAT)
1.		R
2.		R
3.		R
4.		R
5.		R
6.		R

The Contractor shall list imported items, materials and/or equipment which shall be excluded from the Contract Price Adjustment Provisions (if applicable) and shall be adjusted in terms of currency fluctuations only. Copies of the supplier's quotations for the items, materials or equipment (provided that such costs shall not be higher than the relevant contract rate as listed above) should be lodged with the Principal Agent / Project Manager of the **MVD Kalahari Consulting Project Manager s and Town Planners** within 60 (sixty) days from the date of acceptance of the tender. No adjustment of the local VAT amount, nor the contractor's profit, discount, mark-up, handling costs, etc. shall be allowed.

These net amounts will be adjusted as follows:

FORMULA:

The net amount to be added to or deducted from the contract

$$\text{sum: } A = V \left(\frac{Z}{Y} - 1 \right)$$

A = the amount (R) of adjustment

V = the net amount (supplier's quotation) (R) of the imported item

Y = exchange rate at the closing date of tender submission

Z = exchange rate on the date of payment.

Name of Tenderer	Signature	Date

Particulars of Electrical Contractor

T2. 2-12

PARTICULARS OF ELECTRICAL CONTRACTOR

We confirm that the Contractor contracted to construct are registered with the Electrical Contracting Board of SA, the Department of Employment and Labour and with the CIDB (Construction Industry Development Board) in their class of construction.	
Name of Contractor:	
Address:	
Contractor registration number at the Electrical Contracting Board of S.A.:	

Name of Tenderer	Signature	Date

Special Conditions of Contract For Subcontracting

SPECIAL CONDITIONS OF TENDER

PROJECT: WILLIAM HUMPHREYS ART GALLERY – MULTIPLE CONSTRUCTION SERVICES

TENDER NO: WB 02/2025

The conditions of tender are the Standard Conditions of Tender as contained in Annex C of Board Notice 423 of 2019 in Government Gazette No. 42622 of 8 August 2019, Construction Industry Development Board (CIDB) Standard for Uniformity in Construction Procurement (see www.cidb.org.za) which are reproduced without amendment or alteration for the convenience of tenderers as an Annex to this Tender Data. The Standard Conditions of Tender make several references to the Tender Data for details that apply specifically to this tender. The Tender Data shall have precedence in the interpretation of any ambiguity or inconsistency between it and the standard conditions of tender. Each item of data given below is cross-referenced to the clause in the Standard Conditions of Tender to which it mainly applies. The following variations, amendments and additions to the Standard Conditions of Tender as set out in the Tender Data below shall apply to this tender.

The employer's agent is MVD Kalahari Consulting Engineers and Town Planners. Attention is drawn to the fact that verbal information, given by the Employer's agent during site visits/clarification meetings or at any other time prior to the award of the Contract, will not be regarded as binding on the Employer. Only information issued formally by the Employer in writing to Tenderers will be regarded as amending the Tender Documents

A competitive negotiation procedure will not be followed.

A two-stage system will not be followed.

SUBCONTRACTING

SUBCONTRACTING: N/A

Compulsory Enterprise Questionnaire

T2. 2-9

Compulsory Enterprise Questionnaire

The following particulars must be furnished. In the case of a joint venture, separate enterprise questionnaires in respect of each partner must be completed and submitted.

Attach to this form the most recent financial statements of the tendering entity.

Section 1: Name of enterprise:

Section 2: VAT registration number, if any:

Section 3: CIDB registration number, if any:

Section 4: Particulars of sole proprietors and partners in partnerships

Name*	Identity number*	Personal income tax number*

* Complete only if sole proprietor or partnership and attach separate page if more than 3 partners

Section 5: Particulars of companies and close corporations

Company registration number

Close corporation number

Tax reference number

CSD Number.....

SARS Pin.....

Section 6: Record in the service of the state

Indicate by marking the relevant boxes with a cross, if any sole proprietor, partner in a partnership or director, manager, principal shareholder or stakeholder in a company or close corporation is currently or has been within the last 12 months in the service of any of the following:

- | | |
|--|---|
| <input type="checkbox"/> a member of any municipal council | <input type="checkbox"/> an employee of any provincial department, national or provincial public entity or constitutional institution within the meaning of the Public Finance Management Act, 1999 (Act 1 of 1999) |
| <input type="checkbox"/> a member of any provincial legislature | <input type="checkbox"/> a member of an accounting authority of any national or provincial public entity |
| <input type="checkbox"/> a member of the National Assembly or the National Council of Province | <input type="checkbox"/> an employee of Parliament or a provincial legislature |
| <input type="checkbox"/> a member of the board of directors of any municipal entity | <input type="checkbox"/> an employee or a member of board of directors of CIDB |
| <input type="checkbox"/> an official of any municipality or municipal entity | |

If any of the above boxes are marked, disclose the following:

Name of sole proprietor, partner, director, manager, principal shareholder or stakeholder	Name of institution, public office, board or organ of state and position held	Status of service (tick appropriate column)	
		Current	Within last 12 months

*insert separate page if necessary

Section 7: Record of spouses, children and parents in the service of the state

Indicate by marking the relevant boxes with a cross, if any spouse, child or parent of a sole proprietor, partner in a partnership or director, manager, principal shareholder or stakeholder in a company or close corporation is currently or has been within the last 12 months been in the service of any of the following:

- | | |
|--|---|
| <input type="checkbox"/> a member of any municipal council | <input type="checkbox"/> an employee of any provincial department, national or provincial public entity or constitutional institution within the meaning of the Public Finance Management Act, 1999 (Act 1 of 1999) |
| <input type="checkbox"/> a member of any provincial legislature | <input type="checkbox"/> a member of an accounting authority of any national or provincial public entity |
| <input type="checkbox"/> a member of the National Assembly or the National Council of Province | <input type="checkbox"/> an employee of Parliament or a provincial legislature |
| <input type="checkbox"/> a member of the board of directors of any municipal entity | <input type="checkbox"/> an employee or a member of board of directors of CIDB |
| <input type="checkbox"/> an official of any municipality or municipal entity | |

Name of spouse, child or parent	Name of institution, public office, board or organ of state and position held	Status of service (tick appropriate column)	
		Current	Within last 12 months

*insert separate page if necessary

The undersigned, who warrants that he / she is duly authorized to do so on behalf of the enterprise:

- i) authorizes the Employer to obtain a tax clearance certificate from the South African Revenue Services that my / our tax matters are in order;
- ii) confirms that neither the name of the enterprise or the name of any partner, manager, director or other person, who wholly or partly exercises, or may exercise, control over the enterprise appears on the Register of Tender Defaulters established in terms of the Prevention and Combating of Corrupt Activities Act of 2004;
- iii) confirms that no partner, member, director or other person, who wholly or partly exercises, or may exercise, control over the enterprise appears, has within the last five years been convicted of fraud or corruption;
- iv) confirms that I / we are not associated, linked or involved with any other tendering entities submitting tender offers and have no other relationship with any of the tenderers or those responsible for compiling the scope of work that could cause or be interpreted as a conflict of interest; and
- iv) confirms that the contents of this questionnaire are within my personal knowledge and are to the best of my belief both true and correct.

Signed _____ Date _____

Name _____ Position _____

Enterprise name _____

THE CONTRACT

PART C1: CONTRACT DATA

Contract Data: JBCC 2000 Principal Building Agreement

CONTRACT DATA: JBCC 2000 PRINCIPAL BUILDING AGREEMENT (Edition 4.1 of March 2005)

CONTRACT DATA

WILLIAM HUMPHREYS ART GALLERY – MULTIPLE CONSTRUCTION SERVICES

	<p>The Conditions of Contract are clauses 1 to 41 of the JBCC Series 2000 Principal Building Agreement (Edition 4.1 of March 2005) prepared by the Joint Building Contracts Committee.</p> <p>Copies of these conditions of contract may be obtained through most regional offices of the Association of South African Quantity Surveyors, Master Builders Association, South African Association of Consulting Engineers, South African Institute of Architects, Association of Construction Project Managers, Building Industries Federation South Africa, South African Property Owners Association or Specialist Engineering Contractors Committee.</p>
--	--

	<p>CONTRACT VARIABLES</p> <p>THE SCHEDULE</p> <p>The schedule contains all variables referred to in this document and is divided into part 1: contract data completed by the employer and part 2: contract data completed by the contractor. Part 1 must be completed in full and included in the tender documents. Both the part 1 and part 2 form part of this agreement</p> <p>Spaces requiring information must be filled in, shown as ‘not applicable’ or deleted but not left blank. Where choices are offered, the non-applicable items are to be deleted. Where insufficient space is provided the information should be annexed hereto and cross referenced to the applicable clause of the schedule. Key cross reference clauses are italicized in [] brackets</p>
--	--

42.0	Part 1: Contract Data completed by the Employer:
-------------	---

42.1	CONTRACTING AND OTHER PARTIES
42.1.1	<p><u>Employer:</u></p> <p>William Humphreys Art Gallery, represented by the Accounting Officer</p> <p><u>Postal address:</u></p> <p>PO Box 885 Civic Centre Kimberley 8300</p> <p>[1.2] Tel: (053) 831 1724/5 Fax: N/A</p> <p><u>Physical address:</u></p> <p>William Humphreys Art Gallery 1 Cullinan Crescent Civic Centre Kimberley 8301</p>

42.1.2 [1.1, 5.1]	<p>Professional Project Manager: MVD KALAHARI CONSULTING ENGINEERS AND TOWN PLANNERS</p> <p><u>Agent's service: PROFESSIONAL SERVICE PROVIDER</u></p> <p>Postal address:</p> <p>186 Du Toitspan Road Kimberley 8300</p> <p>Tel: 053 831 1889 email: theo@mvdkalahari.co.za</p>
[1.1]	<p><u>Representative of the Employer:</u></p> <p>Project Leader: Mr. T. Semosa</p> <p>Postal address:</p> <p>PO Box 885 Civic Centre Kimberley 8300</p> <p>Tel: (053) 831 1724/5 Cell: N/A Fax: N/A</p>
42.2	CONTRACT DETAILS
42.2.1 [1.1]	Works description: Refer to document C3 – Scope of Work.
42.2.2 [1.1]	Site description: Refer to document C4 – Site Information.
42.2.4 [41.0]	Specific options that are applicable to a State organ only Where so :
[1.1 #] [31.11.2 #] [31.12.2 #]	1) Interest rate legislation: The interest rate applicable will be as determined by the Minister of Finance, from time to time, in terms of section 80(1)(b) of the Public Finance Management Act, 1999 (Act No. 1 of 1999)
[11.2.#]	2) Lateral support insurance to be affected by the contractor: Yes <input type="checkbox"/> No <input checked="" type="checkbox"/>
[31.4.2 #]	3) Payment will be made for materials and goods Yes <input checked="" type="checkbox"/> No <input type="checkbox"/>
[40.2.2.#]	4) Dispute resolution by Adjudication Yes <input checked="" type="checkbox"/> No <input type="checkbox"/>
[26.1.2 #]	5) Extended defects liability period applicable to the following elements: N/A
42.2.6 [15.3]	Period for the commencement of the works after the contractor takes possession of the site : Ten (10) working days .
42.2.7 [24.3.1] [30.1]	<p>For the works as a whole:</p> <p>Completion will be as follows:</p> <p>The date for practical completion shall be 6 Months (145 days) from the commencement date and the penalty per calendar day shall be R 990.00 for late completion.</p>
42.2.8 [24.3.1] [28.1]	<p>For the works in sections:</p> <p>The date for practical completion from the commencement date and the penalty per calendar day: NOT APPLICABLE</p>

	<p>Section 1: False Roof over Exhibition Wing: 78 Days</p> <p>R247.00 (Prorate of R990.00 Total Penalty Amount)</p> <p>Section 2: Construction of Carports: 80 Days</p> <p>R247.00 (Prorate of R990.00 Total Penalty Amount)</p> <p>Section 3: Construction of Emergency Exit First Floor: 68 Days</p> <p>R247.00 (Prorate of R990.00 Total Penalty Amount)</p> <p>Section 4: Construction of Hanging Frames for Artifact Storage: 65 Days</p> <p>R247.00 (Prorate of R990.00 Total Penalty Amount)</p>
42.2.9 [1.2]	The law applicable to this agreement shall be that of the: Republic of South Africa
42.3	INSURANCES
42.3.1 [10.1 #, 10.2 # 12.1 #]	<p>Contract works insurance to be effected by the contractor</p> <p><input checked="" type="checkbox"/> To the minimum value of the contract sum plus 10%</p> <p>With a deductible not exceeding 5% of each and every claim</p> <p>Or</p> <p><input type="checkbox"/> For the minimum sum of R (.....))</p> <p>With a deductible not exceeding 5% of each and every claim</p>
42.3.2 [10.1 #, 10.2 #, 12.1 #]	<p>Supplementary insurance is required: Yes</p> <p>To the minimum value of the contract sum plus 10 %</p>
42.3.3 [11.1 #, 12.1 #]	<p>Public liability insurance to be effected by the contractor</p> <p><input checked="" type="checkbox"/> For the sum of R 5 million</p> <p>With a deductible not exceeding 5% of each and every claim</p> <p>Or</p> <p><input type="checkbox"/> For the sum of R 0</p> <p>With a deductible not exceeding 5% of each and every claim</p>
42.3.4 [11.2 #, 12.1 #]	<p>Support insurance to be effected by the contractor</p> <p>For the sum of R 0</p> <p>With a deductible of R 0</p>
42.4	DOCUMENTS
42.4.1	Wavier of contractors lien or right of continuing possession is required.

42.4.2 [3.7]	Three (3) copies of the construction documents will be supplied to the contractor free of charge
42.4.3	<p>Bills of quantities / Lump sum document schedule of rates drawn up in accordance with:</p> <p><input checked="" type="checkbox"/> Standard System of Measuring Building Work (sixth edition as amended)</p> <p>Or</p> <p><input type="checkbox"/> Standard System of Measuring Building Work for Small or Simple Buildings 1999</p> <p>Or</p> <p><input type="checkbox"/> Other. <i>Specific Project Specification forming part of this document. It will take preference over any contradictory items in the standard SABS/SANS 1200.</i></p>
42.4.5 [3.4]	JBCC Engineering General Conditions are to be included in the contract documents: Yes
42.4.6 [31.5.3] [32.13]	<p>The contract value is to be adjusted using CPAP indices: [No]</p> <p>Where CPAP is applicable, the contract sum will be adjusted in accordance with the JBCC Contract Price Adjustment Provisions (CPAP) as set out in the CPAP Indices Application Manual as prepared by the JBCC Series 2000, code 2118, dated May 2005 and any amendments thereto:</p> <ol style="list-style-type: none"> 1) Glass etc. measured in specialist section Metalwork, will be adjusted in terms of the index for that work group unless specifically stated otherwise in the bills of quantities 2) All electrical installations in buildings and power distribution systems shall be adjusted in terms of the index for Work Group 160 Electrical Installation. In case of uninterruptible power supplies, elevators, escalators and hoists, generating sets, motor-alternator sets and intercommunication systems shall be in accordance with Work Group 170 3) With reference to Work Group 190 a proportion of the value related preliminaries pro rata to the amount of work excluded from adjustment, shall be excluded from Contract Price Adjustment Provisions, if Option A has been selected for the adjustment of preliminaries 4) Further to clause 3.4.4 of the CPAP Indices Application Manual, the listing of additional items for exclusion by tenderers, will not be permitted 5) Where V results in a negative amount after application of the formula in clause 8.3 of the CPAP Indices Application Manual the factor of 0,55 shall be substituted by 1,45 <p>Alternative Indices: Not Applicable</p>
42.4.7 [3.10]	<p>Details of changes made to the provisions of JBCC standard documentation</p> <p>Clause</p> <p>1.1 COMMENCEMENT DATE – means the date that the agreement, made in terms of the Form of Offer and Acceptance, comes into effect</p> <p>CONSTRUCTION GUARANTEE – means a guarantee at call obtained by the contractor from an institution approved by the employer in terms of the employer's construction guarantee form as selected in the schedule</p> <p>CONSTRUCTION PERIOD – means the period commencing on the commencement date and ending on the date of practical completion</p> <p>CORRUPT PRACTICE – means the offering, giving, receiving, or soliciting of anything of value to influence the action of a public official in the procurement process or in contract execution</p>

	<p>FRAUDULENT PRACTICE – means a misrepresentation of facts in order to influence a procurement process or the execution of a contract to the detriment of any tenderer, and includes collusive practice among tenderers (prior to or after the tender submission) designed to establish tender prices at artificial non-competitive levels and to deprive the tenderer of the benefits of free and open competition</p> <p>INTEREST – the interest rates applicable on this contract, whether specifically indicated in the relevant clauses or not, will be the rate as determined by the Minister of Finance, from time to time, in terms of section 80(1)(b) of the Public Finance Management Act, 1999 (Act No. 1 of 1999)</p> <p>PROFESSIONAL SERVICE PROVIDER – means the person or entity appointed by the employer and named in the schedule. In the event of a Professional Service Provider not being appointed, then all the duties and obligations of a Professional Service Provider as detailed in the agreement shall be fulfilled by a representative of the employer as named in the schedule</p> <p>SECURITY – means the form of security provided by the employer or contractor, as stated in the schedule, from which the contractor or employer may recover expense or loss</p> <p>1.6 Any notice given may be delivered by hand, sent by prepaid registered post or telefax. Notice shall be presumed to have been duly given when:</p> <p>1.6.4 No clause</p> <p>3.2.1 A construction guarantee in terms of 14.0, where so elected in his tender</p> <p>3.7 The contractor shall supply and keep a copy of the JBCC Series 2000 Principal Building Agreement and Preliminaries applicable to this contract on the site, to which the employer, Professional Service Provider and agents shall have access at all times.</p> <p>3.10 Replace the second reference to “Professional Service Provider” with the word “employer”</p> <p>4.3 No clause</p> <p>5.1.2 under clause 41- Include reference to 32.6.3; 34.3; 34.4 and 38.5.8 in terms of which the employer has retained its authority and has not given a mandate to the Professional Service Provider and in terms of which the employer shall sign all documents</p> <p>10.5 Damage to the works</p> <p>(1) Without in any way limiting the contractor’s obligations in terms of the contract, the contractor shall bear the full risk of damage to and/or destruction of the works by whatever cause during construction of the works and hereby indemnifies and holds harmless the employer against any such damage. The contractor shall take such precautions and security measures and other steps for the protection and security of the works as the contractor may deem necessary</p> <p>(2) The contractor shall at all times proceed immediately to remove or dispose of any debris arising from damage to or destruction of the works and to rebuild, restore, replace and/or repair the works</p> <p>(3) The employer shall carry the risk of damage to or destruction of the works and materials paid for by the employer that is the result of the excepted risks as set out in 10.6</p> <p>(4) Where the employer bears the risk in terms of this contract, the contractor shall, if requested to do so, reinstate any damage or destroyed portions of the works and the costs of such reinstatement shall be measured and valued in terms of 32.0 hereof</p>
--	--

10.6 Injury to Persons or loss of or damage to Properties

- (a) The **contractor** shall be liable for and hereby indemnifies the **employer** against any liability, loss, claim or proceeding whether arising in common law or by statute, consequent upon personal injuries to or the death of any person whomsoever arising out of or in the course of or caused by the execution of the **works** unless due to any act or negligence of any person for whose actions the **employer** is legally liable
- (b) The **contractor** shall be liable for and hereby indemnifies the **employer** against any liability, loss, claim or proceeding consequent upon loss of or damage to any moveable, or immovable property or personal property or property contiguous to the **site**, whether belonging to or under the control of the **employer** or any other body or person, arising out of or in the course of or by reason of the execution of the **works** unless due to any act or negligence of any person for whose actions the **employer** is legally liable
- (c) The **contractor** shall upon receiving a **contract instruction** from the **Professional Service Provider** cause the same to be made good in a perfect and workmanlike manner at his own cost and in default thereof the **employer** shall be entitled to cause it to be made good and to recover the cost thereof from the **contractor** or to deduct the same from amounts due to the **contractor**
- (d) The **contractor** shall be responsible for the protection and safety of such portions of the premises placed under his control by the **employer** for the purpose of executing the **works** until the issue of the **certificate of practical completion**
- (5) Where the execution of the **works** involves the risk of removal of or interference with support to adjoining properties including land or structures or any structures to be altered or added to, the **contractor**, shall obtain adequate insurance and will remain adequately insured or insured to the specific limit stated in the contract against the death of or injury to persons or damage to such property consequent on such removal or interference with the support until such portion of the **works** has been completed
- (6) The **contractor** shall at all times proceed immediately at his own cost to remove or dispose of any debris and to rebuild, restore, replace and/or repair such property and to execute the **works**

10.7 High Risk Insurance

In the event of the project being executed in a geological area classified as a “High Risk Area”, that is an area which is subject to highly unstable subsurface conditions that might result in catastrophic ground movement evident by sinkhole or doline formation the following will apply:

10.7.1 Damage to the works

The **contractor** shall, from the **commencement date** of the **works** until the date of the **certificate of practical completion**, bear the full risk of and hereby indemnifies and holds harmless the **employer** against any damage to and/or destruction of the **works** consequent upon a catastrophic ground movement as mentioned above. The **contractor** shall take such precautions and security measures and other steps for the protection of the **works** as he may deem necessary

When so instructed to do so by the **Professional Service Provider**, the **contractor** shall proceed immediately to remove and/or dispose of any debris arising from damage to or destruction of the **works** and to rebuild, restore, replace and/or repair the **works**, at the **contractor's** own costs

10.7.2 Injury to persons or loss of or damage to property

	<p>The contractor shall be liable for and hereby indemnifies and holds harmless the employer against any liability, loss, claim or proceeding arising at any time during the period of the contract whether arising in common law or by statute, consequent upon personal injuries to or the death of any person whomsoever resulting from, arising out of or caused by a catastrophic ground movement as mentioned above</p> <p>The contractor shall be liable for and hereby indemnifies the employer against any and all liability, loss, claim or proceeding consequent upon loss of or damage to any moveable, or immovable property or personal property or property contiguous to the site, whether belonging to or under the control of the employer or any other body or person whomsoever arising out of or caused by a catastrophic ground movement, as mentioned above, which occurred during the period of the contract</p> <p>10.7.3 It is the responsibility of the contractor to ensure that he has adequate insurance to cover his risk and liability as mentioned in 10.7.1 and 10.7.2. Without limiting the contractor's obligations in terms of the contract, the contractor shall, within twenty one (21) calendar days of the commencement date but before commencement of the works, submit to the employer proof of such insurance policy, if requested to do so</p> <p>10.7.4 The employer shall be entitled to recover any and all losses and/or damages of whatever nature suffered or incurred consequent upon the contractor's default of his obligations as set out in 10.7.1; 10.7.2 and 10.7.3. Such losses or damages may be recovered from the contractor or by deducting the same from any amounts still due under this contract or under any other contract presently or hereafter existing between the employer and the contractor and for this purpose all these contracts shall be considered one indivisible whole</p> <p>14.0 SECURITY</p> <p>14.1 In respect of contracts with a contract sum up to R1 million, the security to be provided by the contractor to the employer will be a payment reduction of five per cent (5%) of the value certified in the payment certificate (excluding VAT)</p> <p>14.1.1 The payment reduction of the value certified in a payment certificate shall be <i>mutatis mutandi</i> in terms of 31.8(A)</p> <p>14.1.2 The employer shall be entitled to recover expense and loss from the payment reduction in terms of 33.0 provided that the employer complies with the provisions of 33.4 in which event the employer's entitlement shall take precedence over his obligations to refund the payment reduction security or portions thereof to the contractor</p> <p>14.2 In respect of contracts with a contract sum above R1 million, the contractor shall have the right to select the security to be provided in terms of 14.3, 14.4, 14.5, 14.6, or 14.7 as stated in the schedule. Such security shall be provided to the employer within twenty-one (21) calendar days from commencement date. Should the contractor fail to select the security to be provided or should the contractor fail to provide the employer with the selected security within twenty-one (21) calendar days from commencement date, the security in terms of 14.7 shall be deemed to have been selected.</p> <p>14.3 Where the security as a cash deposit of ten per cent (10%) of the contract sum (excluding VAT) has been selected:</p> <p>14.3.1 The contractor shall furnish the employer with a cash deposit equal in value to ten per cent (10%) of the contract sum (excluding VAT) within twenty-one (21) calendar days from commencement date</p>
--	--

	<p>14.3.2 Within twenty-one (21) calendar days of the date of practical completion of the works the employer shall reduce the cash deposit to an amount equal to three per cent (3%) of the contract value (excluding VAT), and refund the balance to the contractor</p> <p>14.3.3 Within twenty-one (21) calendar days of the date of final completion of the works the employer shall reduce the cash deposit to an amount equal to one per cent (1%) of the contract value (excluding VAT) and refund the balance to the contractor</p> <p>14.3.4 On the date of payment of the amount in the final payment certificate, the employer shall refund the remainder of the cash deposit to the contractor</p> <p>14.3.5 The employer shall be entitled to recover expense and loss from the cash deposit in terms of 33.0 provided that the employer complies with the provisions of 33.4 in which event the employer's entitlement shall take precedence over his obligations to refund the cash deposit security or portions thereof to the contractor</p>
	<p>14.3.6 The parties expressly agree that neither the employer nor the contractor shall be entitled to cede the rights to the deposit to any third party</p> <p>14.4 Where security as a variable construction guarantee of ten per cent (10%) of the contract sum (excluding VAT) has been selected:</p> <p>14.4.1 The contractor shall furnish the employer with an acceptable variable construction guarantee equal in value to ten per cent (10%) of the contract sum (excluding VAT) within twenty-one (21) calendar days from commencement date</p> <p>14.4.2 The variable construction guarantee shall reduce and expire in terms of the Variable Construction Guarantee form included in the invitation to tender</p> <p>14.4.3 The employer shall return the variable construction guarantee to the contractor within fourteen (14) calendar days of it expiring</p> <p>14.4.4 Where the employer has a right of recovery against the contractor in terms of 33.0, the employer shall issue a written demand in terms of the variable construction guarantee</p> <p>14.5 Where security as a fixed construction guarantee of five per cent (5%) of the contract sum (excluding VAT) and a five per cent (5%) payment reduction of the value certified in the payment certificate (excluding VAT) has been selected:</p> <p>14.5.1 The contractor shall furnish a fixed construction guarantee to the employer equal in value to five per cent (5%) of the contract sum (excluding VAT)</p> <p>14.5.2 The fixed construction guarantee shall come into force on the date of issue and shall expire on the date of the last certificate of practical completion</p> <p>14.5.3 The employer shall return the fixed construction guarantee to the contractor within fourteen (14) calendar days of it expiring</p> <p>14.5.4 The payment reduction of the value certified in a payment certificate shall be in terms of 31.8(A) and 34.8</p> <p>14.5.5 Where the employer has a right of recovery against the contractor in terms of 33.0, the employer shall be entitled to issue a written demand in terms of the fixed construction guarantee or may recover from the payment reduction or may do both</p> <p>14.6 Where security as a cash deposit of five per cent (5%) of the contract sum (excluding VAT) and a payment reduction of five per cent (5%) of the value certified in the payment certificate (excluding VAT) has been selected:</p>

	<p>14.6.1 The contractor shall furnish the employer with a cash deposit equal in value to five per cent (5%) of the contract sum (excluding VAT) within twenty-one (21) calendar days from commencement date</p> <p>14.6.2 Within twenty-one (21) calendar days of the date of practical completion of the works the employer shall refund the cash deposit in total to the contractor</p> <p>14.6.3 The payment reduction of the value certified in a payment certificate shall be <i>mutatis mutandi</i> in terms of 31.8(A)</p> <p>14.6.4 Where the employer has a right of recovery against the contractor in terms of 33.0, the employer may issue a written notice in terms of 33.4 or may recover from the payment reduction or may do both</p> <p>14.7 Where security as a payment reduction of ten per cent (10%) of the value certified in the payment certificate (excluding VAT) has been selected:</p> <p>14.7.1 The payment reduction of the value certified in a payment certificate shall be <i>mutatis mutandi</i> in terms of 31.8(B)</p> <p>14.7.2 The employer shall be entitled to recover expense and loss from the payment reduction in terms of 33.0 provided that the employer complies with the provisions of 33.4 in which event the employer's entitlement shall take precedence over his obligations to refund the payment reduction or portions thereof to the contractor</p> <p>14.8 Payments made by the guarantor to the employer in terms of the fixed or variable construction guarantee shall not prejudice the rights of the employer or contractor in terms of this agreement</p> <p>14.9 Should the contractor fail to furnish the security in terms of 14.2 the employer, in his sole discretion, and without notification to the contractor, is entitled to change the contractor's selected form of security to that of a ten per cent (10%) payment reduction of the value certified in the payment certificate (excluding VAT), whereafter 14.7 shall be applicable</p> <p>15.1.1 No clause</p> <p>15.1.2 The security selected in terms of 14.0</p> <p>15.1.4 An acceptable health and safety plan, required in terms of the Occupational Health and Safety Act, 1993 (Act 85 of 1993 as amended), within twenty-one (21) calendar days of site handover date</p> <p>15.2.1 Under 41: Amend to read as follows:</p> <p style="padding-left: 40px;">“Give the contractor possession of the site within ten (10) working days of the commencement date.”</p> <p>17.1.11 Delete the words “and the appointment of nominated and selected sub-contractors”</p> <p>20.1.3 No clause</p> <p>21.0 No clause</p> <p>26.1.2 Add # next to 26.1.2</p> <p>29.2.5 No clause</p> <p>31.5.2 Security adjustments in terms of 14.0 or 31.8</p>
--	--

	<p>31.8 Amend as follows:</p> <p>31.8(A) Where a security is selected in terms of 14.1; 14.5 or 14.6, the value of the works in terms of 31.4.1 and of the materials and goods in terms of 31.4.2 shall be certified in full. The value certified shall be subject to the following percentage adjustments:</p> <p>31.8(A).1 Ninety-five per cent (95%) of such value in interim payment certificates issued up to the date of practical completion</p> <p>31.8.(A).2 Ninety-seven per cent (97%) of such value in interim payment certificates issued on the date of practical completion and up to but excluding the date of final completion</p> <p>31.8(A).3 Ninety-nine per cent (99%) of such value in interim payment certificates issued on the date of final completion and up to but excluding the final payment certificate in terms of 34.6</p> <p>31.8(A).4 One hundred per cent (100%) of such value in the final payment certificate in terms of 34.6 except where the amount certified is in favour of the employer. In such an event the payment reduction shall remain at the adjustment level applicable to the final payment certificate.</p> <p>31.8(B) Where security is a payment reduction in term of 14.7 has been selected the value of the works in terms of 31.4.1 and materials and goods in terms of 31.4.2 shall be certified in full. The value certified shall be subject to the following percentage adjustments:</p> <p>31.8(B).1 Ninety per cent (90%) of such value in interim payment certificates issued up to the date of practical completion</p> <p>31.8(B).2 Ninety-seven per cent (97%) of such value in interim payment certificates issued on the date of practical completion and up to but excluding the date of final completion</p> <p>31.8(B).3 Ninety-nine per cent (99%) of such value in interim payment certificates issued on the date of final completion and up to but excluding the final payment certificate in terms of 34.6</p> <p>31.8(B).4 One hundred per cent (100%) of such value in the final payment certificate in terms of 34.6 except were the amount certified is in favour of the employer. In such an event the payment reduction shall remain at the adjustment level applicable to the final payment certificate</p> <p>31.12 Delete the following: “Payment shall be subject to the employer giving the contractor a tax invoice for the amount due.”</p> <p>32.5.1 Add the following to the end of each of these clauses: “...due to no fault of the 32.5.4 contractor” and 32.5.7</p> <p>34.1 Remove #</p> <p>34.2 Add # next to 34.2</p> <p>34.8 The Professional Service Provider shall certify one hundred per cent (100%) of the amount of the final account in the final payment certificate</p>
--	---

	<p>34.13 Replace “seven (7) calendar days” with “twenty one (21) calendar days” and delete the words: “subject to the employer giving the contractor a tax invoice for the amount due”</p> <p>36.1 Add the following clauses 36.1.3 to 36.1.5. under 36.1 to read as follows:</p> <p>36.1.3 refuses or neglects to comply strictly with any of the conditions of contract</p> <p>36.1.4 estate being sequestrated; liquidated or surrendered in terms of the insolvency laws in force within the Republic of South Africa</p> <p>36.1.5 in the judgment of the employer, has engaged in corrupt or fraudulent practices in competing for or in executing the contract</p> <p>36.3 Remove reference to “No clause”, and replace “Professional Service Provider” with “employer”</p> <p>36.7 Add the following: “Notwithstanding any clause to the contrary, on cancellation of this</p> <p>37.5 agreement either by the employer or the contractor; or for any reason whatsoever, and the contractor shall on written instruction, discontinue with the works on a date stated</p> <p>38.7 and withdraw himself from the site. The contractor shall not be entitled to refuse to withdraw from the works on the grounds of any lien or right of retention or on the grounds of any other right whatsoever”</p> <p>37.3.5 Replace “ninety (90)” with “one hundred and twenty (120)</p> <p>And 38.5.4</p> <p>39.3.5 Add the following words at the end thereof: “within one hundred and twenty (120) working days of completion of such a report”</p> <p>40.2.2 under clause 41 – Replace “one (1) year” with “three (3) years”</p> <p>40.6 under clause 41 – Remove reference to no clause</p> <p>40.7.1 Change “(10)” to “(15)”</p> <p>Add the following to the end thereof:</p> <p>Whether or not mediation resolves the dispute, the parties shall bear their own costs concerning the mediation and equally share the costs of the mediator and related costs.</p>
42.0	Part 2: Contract Data provided by the Contractor:
42.5	CONTRACT DETAILS
42.5.1	<p>Contractor:</p> <p>Postal address:</p> <p>_____</p> <p>_____</p> <p>_____</p> <p>Tel: _____</p> <p>TAX / VAT Registration No: _____</p>

	Physical address: _____ _____ _____
42.5.2	The accepted contract sum inclusive of tax is R _____ Amount in words: _____
42.5.3 [31.3]	The latest day of the month for the issue of an interim payment certificate : _____
42.5.4 [32.12]	The preliminaries amounts shall be paid in terms of: Alternative A <input type="checkbox"/> Alternative B <input type="checkbox"/>
42.5.5 [32.12]	The preliminaries amounts shall be adjusted in terms of: Alternative A <input type="checkbox"/> Alternative B <input type="checkbox"/>
42.5.7 [14]	<p>The security to be provided by the contractor:</p> <p>(a) in respect of contracts up to R1 million, the contractor will provide security in terms of 14.1</p> <p>(b) in respect of contracts above R1 million, the contractor will provide, as security, one of the following:</p> <p>(1) cash deposit of 10 % of the contract sum (excluding VAT) Yes <input type="checkbox"/> No <input type="checkbox"/></p> <p>(2) variable construction guarantee of 10 % of the contract sum (excluding VAT) (WHAG-10.3 EC) Yes <input type="checkbox"/> No <input type="checkbox"/></p> <p>(3) payment reduction of 10% of the value certified in the payment certificate (excluding VAT) Yes <input type="checkbox"/> No <input type="checkbox"/></p> <p>(6) cash deposit of 5% of the contract sum (excluding. VAT) and a payment reduction of 5% of the value certified in the payment certificate (excluding. VAT) Yes <input type="checkbox"/> No <input type="checkbox"/></p> <p>(7) fixed construction guarantee of 5% of the contract sum (excluding VAT) and a payment reduction of 5% of the value certified in the payment certificate (excluding VAT) (WHAG-10.1 EC) Yes <input type="checkbox"/> No <input type="checkbox"/></p> <p>NB. Guarantees submitted must be issued by either an insurance company duly registered in terms of the Short-Term Insurance Act, 1998 (Act 35 of 1998) or by a bank duly registered in terms of the Banks Act, 1990 (Act 94 of 1990) on the pro-forma referred to above. No alterations or amendments of the wording of the pro-forma will be accepted.</p>
42.5.8 [29.7.2]	The annual building holiday period after the commencement of the construction period : From: _____ to _____
42.6	DOCUMENTS
42.6.1	<p>Contract documents marked and annexed hereto:</p> <p>Priced bills of quantities: Yes <input type="checkbox"/> No <input type="checkbox"/> Document marked as: _____</p>

	Lump sum document:	Yes <input type="checkbox"/> No <input type="checkbox"/>	Document marked as: _____
	Guarantees:	Yes <input type="checkbox"/> No <input type="checkbox"/>	Document marked as: _____
	Contract drawings:	Yes <input type="checkbox"/> No <input type="checkbox"/>	Document marked as: _____
	Other documents:	Yes <input type="checkbox"/> No <input type="checkbox"/>	<i>(Attach additional pages if more space is required)</i>

Fixed Construction Guarantee – JBCC

FIXED CONSTRUCTION GUARANTEE
JBCC 2000 PRINCIPAL BUILDING AGREEMENT
(Edition 4.1 of March 2005)

THE DIRECTOR
WILLIAM HUMPHREYS ART GALLERY

TO: Director - Ms N Mkhize

Madam,

**FIXED CONSTRUCTION GUARANTEE FOR THE EXECUTION OF A CONTRACT
IN TERMS OF JBCC 2000 (4.1 EDITION MARCH 2005)**

1. With reference to the contract between _____
(hereinafter referred to as the “**contractor**”) and the WILLIAM HUMPHREYS ART GALLERY (hereinafter referred to as the “**employer**”), Contract/Tender No: WB 02/2025 for WILLIAM HUMPHREYS ART GALLERY – MULTIPLE CONSTRUCTION SERVICES (hereinafter referred to as the “contract”) in the amount of R _____,
(_____), (hereinafter referred to as the **contract sum**), I / We, _____ in
my/our capacity as _____ and
hereby representing _____ (hereinafter referred to as the “**guarantor**”) advise
that the **guarantor** holds at the **employer’s** disposal the sum of R _____,
(_____)
being 10% of the **contract sum** (excluding VAT), for the due fulfilment of the contract.
2. The **guarantor** hereby renounces the benefits of the exceptions *non numeratae pecunia; non causa debiti; excussionis et divisionis*; and all other exceptions which could be pleaded against the enforcement of this guarantee, with the meaning and effect whereof I/we declare myself/ourselves to be conversant, and undertake to pay the **employer** the amount guaranteed, during the period when the claim is received by the **guarantor**, on receipt of a written demand from the **employer** to do so, and which demand the **employer** may make if the **employer** has a right of recovery against the **contractor** in terms of 33.0 of the contract.
3. Subject to the above, but without in any way detracting from the **employer’s** rights to adopt any of the procedures provided for in the contract, the said demand can be made by the **employer**, at any stage prior to the expiry of this guarantee.
4. The amount paid by the **guarantor** in terms of this guarantee may be retained by the **employer** on condition that upon the issue of the last final **payment certificate**, the **employer** shall account to the **guarantor** showing how this amount has been expended and refund any balance due to the **guarantor**.
5. The **employer** shall have the absolute right to arrange his affairs with the **contractor** in any manner which the **employer** deems fit and the **guarantor** shall not have the right to claim his release on account of any conduct alleged to be prejudicial to the **guarantor**. Without derogating from the foregoing, any compromise, extension of the **construction period**, indulgence, release or variation of the **contractor’s** obligation shall not affect the validity of this guarantee.
6. This undertaking is neither negotiable nor transferable, and
 - (a) must be surrendered to the **guarantor** at the time when the **employer** accounts to the **guarantor** in terms of clause 4 above, or

- (b) shall lapse on the date of the last **certificate of practical completion**; and
- (c) shall not be interpreted as extending the **guarantor's** liability to anything more than payment of the amount guaranteed.

SIGNED AT _____ ON THIS _____ DAY OF _____ 2025

By and on behalf of

(insert the name and physical address of the guarantor)

NAME: _____

CAPACITY: _____
(duly authorised thereto by resolution attached marked Annexure A)

DATE: _____

AS WITNESS

1. _____

2. _____

- A. No alterations and/or additions of the wording of this form will be accepted.
- B. The physical address of the guarantor must be clearly indicated and will be regarded as the guarantor's *domicilium citandi et executandi*, for all purposes arising from this guarantee.
- C. This GUARANTEE must be returned to: _____

Variable Construction Guarantee – JBCC

VARIABLE CONSTRUCTION GUARANTEE
JBCC 2000 PRINCIPAL BUILDING AGREEMENT
(Edition 4.1 of March 2005)

THE DIRECTOR
WILLIAM HUMPHREYS ART GALLERY

TO: Director - Ms N Mkhize

Madam,

VARIABLE CONSTRUCTION GUARANTEE FOR THE EXECUTION OF A CONTRACT IN TERMS OF JBCC 2000 (4.1 EDITION
MARCH 2005)

5. With reference to the contract between _____ (hereinafter referred to as the “**contractor**”) and the WILLIAM HUMPHREYS ART GALLERY, (hereinafter referred to as the “**employer**”), Contract/Tender No: WB 02/2025 for the WILLIAM HUMPHREYS ART GALLERY - MULTIPLE CONSTRUCTION SERVICES (hereinafter referred to as the “contract”) in the amount of R _____, (_____) (hereinafter referred as the **contract sum**), I/We, _____ in my/our capacity as _____ and hereby representing _____ (hereinafter referred to as the “**guarantor**”) advise that the **guarantor** holds at the **employer’s** disposal the sum of R _____, (_____) being 10% of the **contract sum** (excluding VAT), for the due fulfilment of the contract.
6. I / We advise that the **guarantor’s** liability in terms of this guarantee shall be reduced as follows:
- (a) From and including the date on which this guarantee is issued and up to and including the date of payment of the amount in the last final **payment certificate**, the **guarantor** will be liable in terms of this guarantee to the maximum amount of 10% of the **contract sum** (excluding VAT);
 - (b) From and including the day after the date of the last **certificate of practical completion** and up to and including the date of the last **final completion** certificate, the **guarantor’s** liability will be reduced to 3% of the value of the works (excluding VAT);
 - (c) From and including the day after the date of the last **final completion** certificate and up to and including the date of settlement of the amount in the last final **payment certificate**, the **guarantor’s** liability will be reduced to 1% of the value of the works (excluding VAT);
 - (d) This guarantee shall expire on the date of payment of the amount in the last final payment certificate.
7. The **guarantor** hereby renounces the benefits of the exceptions *non numeratae pecunia; non causa debiti; excussionis et divisionis*; and all other exceptions which could be pleaded against the enforcement of this guarantee, with the meaning and effect whereof I/we declare myself/ourselves to be conversant, and undertake to pay the **employer** the amount guaranteed, during the period when the claim is received by the **guarantor**, on receipt of a written demand from the **employer** to do so, and which demand the **employer** may make if the **employer** has a right of recovery against the **contractor** in terms of 33.0 of the contract.
- (a) Subject to the above, but without in any way detracting from the employer’s rights to adopt any of the procedures provided for in the contract, the said demand can be made by the employer at any stage prior to the expiry of this guarantee.
 - (b) The amount paid by the guarantor in terms of this guarantee may be retained by the employer on condition that upon the issue of the last final payment certificate, the employer shall account to the guarantor showing how this amount has been expended and refund any balance due to the guarantor.
 - (c) The employer shall have the absolute right to arrange his affairs with the contractor in any manner which the employer deems fit and the guarantor shall not have the right to claim his release on account of any conduct alleged to be prejudicial to the guarantor. Without derogating from the foregoing, any compromise, extension

of the construction period, indulgence, release or variation of the contractor's obligation shall not affect the validity of this guarantee.

- (d) This undertaking is neither negotiable nor transferable, and
- (e) must be surrendered to the guarantor at the time when the employer accounts to the guarantor in terms of clause 5 above, or
- (f) shall lapse in accordance with clause 2(d) above; and
- (g) shall not be interpreted as extending the guarantor's liability to anything more than the payment of the amount guaranteed.

SIGNED AT _____ **ON THIS** _____ **DAY OF** _____ **2025**

By and on behalf of

(insert the name and physical address of the guarantor)

NAME: _____

CAPACITY: _____
(duly authorised thereto by resolution attached marked Annexure A)

DATE: _____

AS WITNESS

3. _____

4. _____

- D. No alterations and/or additions of the wording of this form will be accepted.**
- E. The physical address of the guarantor must be clearly indicated and will be regarded as the guarantor's *domicilium citandi et executandi*, for all purposes arising from this guarantee.**
- F. This GUARANTEE must be returned to:** _____

PART C2: PRICING DATA

PRICING INSTRUCTIONS
JBC 2000 PRINCIPAL BUILDING AGREEMENT
(Edition 4.1 of March 2005)

C2.1 Pricing Instructions

1. BILLS OF QUANTITIES

The pricing strategy adopted for this project is the **provisional bills of quantities** which forms part of and must be read and priced in conjunction with all the other documents forming part of the **contract documents**, the Standard Conditions of Tender, Conditions of Contract, Specifications, Drawings and all other relevant documentation.

The Standard System of Measuring Building Work referred to in Clause 41.4.3 of Section 1: Preliminaries (Section A), has reference. Except where stated otherwise or where it is clear from the contents of the measured items, these bills of quantities have been compiled in accordance with the "Standard System of Measuring Building Work" 6th edition (as amended), issued by the Association of South African Quantity Surveyors. All measurements and payments will be done in accordance with the principles as laid down in the said Standard System of Measuring Building Work.

2. GENERAL PREAMBLES

For further amplification of descriptions of materials to be used and methods to be adopted, the contractor is referred to the Specification of Materials and Methods to be used (PW371) as published by the Department of Public Works (fourth revision, October 1993), the relevant descriptions which shall be deemed to be read and priced in conjunction with the descriptions in the **provisional bills of quantities**. No claims arising from brevity of description of items fully described in the said specification will be entertained.

The document Specification of Materials and Methods to be used (PW371) is obtainable on request from the head office and all regional offices of the Department.

3. ORDERING OF MATERIALS

The Contractor shall place orders timeously for materials or specified articles that are required. Should the **bills of quantities** be used for ordering materials, this shall be entirely at the contractor's risk.

4. IMPORTED MATERIALS AND EQUIPMENT

Where imported items are listed in the tender documents, the tenderer shall provide all the information called for, failing which the price of any such item, material or equipment shall be excluded from currency fluctuations. (Refer to form DPW-23 EC for the Schedule of imported materials and equipment to be completed by the tenderer).

Notwithstanding any provisions elsewhere regarding the adjustment of contract prices, the price of any item, material or equipment listed in terms of this clause shall be excluded from the Contract Price Adjustment Provisions (if applicable).

5. VALUE ADDED TAX

The tender price must include for Value Added Tax (VAT). All rates, provisional sums, etc. in the **bills of quantities** must however be net (exclusive of VAT) with VAT calculated and added to the Total Value thereof in the Final Summary.

6. PRIME COST AMOUNTS

Prime cost amounts are a net allowance, excluding VAT, for materials only, and the tenderer should allow for the necessary labour, wastage, profit, etc in pricing these items.

7. EXISTING SERVICES

During construction in the various areas, it is anticipated that unknown live services will be exposed and temporary deviations will need to be constructed. The Contractor will be deemed to have made due allowance in his programming

and pricing of the Bills of Quantities for possible delays due to the existence of unknown live services and no extension of time claims will be entertained in this regard.

8. SECURITY

The Contractor is to provide for his own site security and is to co-ordinate overall site security with any Nominated Sub-Contractors.

9. ACTS OF PARLIAMENT, ORDINANCES, REGULATIONS AND BY-LAWS AND OCCUPATIONAL HEALTH AND SAFETY ACT (ACT 85 OF 1993 – SECTION 37 [2])

Reference made to, or requirements called for in terms of the provisions of any Act of Parliament, Ordinance and the Regulations or By-Laws of any local or other statutory authority shall not in any way limit the Tenderer / Contractor's liability or obligations to familiarise himself with and comply with the provisions of all Acts of Parliament, Ordinances and the Regulations or By-Laws of any local or other statutory authority which may be applicable.

The Tenderer's attention is drawn to the fact that the Occupational Health and Safety Act (Act 85 of 1993 – Section 37[2]) is in force. Copies of the Act as well as the Construction Regulations 2003, issued in terms of the Act, are available from the Government Printing Works, 149 Bosman Street, Pretoria (Private Bag X85, Pretoria, 0001. Tel. 012 – 334 4500).

The Contractor is to provide the appropriate number of Safety Officers required for the execution of the full project and for the duration of the entire contract.

These Bills of Quantities contain items relating to the Construction Regulations 2003 issued under the Occupational Health and Safety Act, 1993 (Act 85 of 1993). Tenderers must price separately all the relevant items under clause C11 of the Preliminaries to enable the Entity to ensure that tenderers have made provision for the cost of all health and safety measures during the construction process.

10. CONTRACT PRICE ADJUSTMENT PROVISIONS (ESCALATION)

This Contract **will not** be subject to escalation in terms of the JBCC Contract Price Adjustment Provisions.

11. LOCAL LABOUR

The Tenderer's attention is specifically drawn to Clause 13, Section 1: Preliminaries (Section C) of these Bills of Quantities.

It is strongly recommended that the successful Contractor appoint a community facilitator in order to facilitate the requirements of Clause 13 of the Preliminaries (Section C).

It must be clearly understood that should a community facilitator be appointed; he will remain the full responsibility of the Contractor, and no claims will be entertained in this respect.

12. EXPENSES IN PREPARATION OF TENDERS

The Employer will not be responsible for, or pay for, any expenses or losses incurred by the Tenderer during the preparation of his tender.

C2.2- Bills of Quantities

Schedule A: Preliminaries & General

Section 1: False Roof over Exhibition Wing

Section 2: Construction of Carports

Section 3: Construction of Emergency Exit First Floor

Section 4: Construction of Hanging Frames for Artifact Storage

WILLIAM HUMPHREYS ART GALLERY - MULTI
CONSTRUCTION SERVICES - TENDER WB02/2025

SCHEDULE A - PRELIMINARIES & GENERAL

Number	Item Description	Unit	Quantity	Rate	Amount	
					R	c
	SECTION 1: BILL 1					
	SECTION NUMBER 1: BILL NUMBER 1					
	<u>PRELIMINARIES</u>					
	<u>MEANING OF TERMS "TENDER / TENDERER"</u>					
	Any reference to the words "Tender" or "Tenderer" herein and/or in any other documentation shall be construed to have the same meaning as the words "Bid" or "Bidder"	sum	1.0			
	<u>PRELIMINARIES</u>					
	The JBCC Preliminaries Code 2103, May 2005 edition for use with the JBCC Principal Building Agreement Edition 4.1 Code 2101, March 2005 is taken to be incorporated herein. The tenderer is deemed to have referred to these documents for the full intent and meaning of each clause. These clauses are referred to by number and heading only. Where standard clauses or options are not applicable to the contract such modifications or corrections as are necessary are given under each relevant clause. Where an item is not relevant to this specific contract such item is marked "N/A" signifying "Not Applicable"	sum	1.0			
	<u>PRICING OF PRELIMINARIES</u>					
	Should Option A, as set out in clause B10.3.1 hereinafter be used for the adjustment of preliminaries then each item priced is to be allocated to one or more of the three categories Fixed, Value Related or Time Related and the respective amounts entered in the spaces provided under each item					
	Items not priced in these Preliminaries shall be deemed to be included elsewhere in these Bills of Quantities	sum	1.0			
	<u>SECTION A: JBCC PRINCIPAL BUILDING AGREEMENT</u>					
	<u>DEFINITIONS</u>					
1	A1.0 DEFINITIONS AND INTERPRETATION Clause 1.0					
	Clause 1.1 Definition of "Commencement Date" is added:					
	"COMMENCEMENT DATE" means the date that the agreement, made in terms of the Form of Offer and Acceptance, comes into effect					
	Clause 1.1 Definition of " Construction Guarantee " is amended by replacing it with the following:					
Total Carried Forward						

PROJECT NUMBER: 6247

**WILLIAM HUMPHREYS ART GALLERY - MULTI
CONSTRUCTION SERVICES - TENDER WB02/2025
SCHEDULE A - PRELIMINARIES & GENERAL**

Number	Item Description	Unit	Quantity	Rate	Amount	
					R	c
Brought Forward						
	SECTION 1: BILL 1					
	<u>PRELIMINARIES</u>					
	"CONSTRUCTION GUARANTEE" means a guarantee at call obtained by the contractor from an institution approved by the employer in terms of the employer's construction guarantee form as selected in the schedule					
	Clause 1.1 Definition of "Construction Period" is amended by replacing it with the following:					
	"CONSTRUCTION PERIOD" means the period commencing on the commencement date and ending on the date of practical completion					
	Clause 1.1 Definition of "Corrupt Practice" is added:					
	"CORRUPT PRACTICE" means the offering, giving, receiving or soliciting of anything of value to influence the action of a public official in the procurement process or in contract execution					
	Clause 1.1 Definition of "Fraudulent Practice" is added:					
	"FRAUDULENT PRACTICE" means a misrepresentation of facts in order to influence a procurement process or the execution of a contract to the detriment of any tenderer and includes collusive practice among tenderers (prior to or after the tender submission) designed to establish tender prices at artificial non-competitive levels and to deprive the tenderer of the benefits of free and open competition					
	Clause 1.1 Definition of "Interest" is amended by replacing it with the following:					
	"INTEREST" means the interest rates applicable on this contract, whether specifically indicated in the relevant clauses or not, will be the rate as determined by the Minister of Finance, from time to time, in terms of section 80(1)(b) of the Public Finance Management Act, 1999 (Act No. 1 of 1999)					
	Clause 1.1 Definition of "Principal Agent" is amended by replacing it with the following:					
	"PRINCIPAL AGENT" means the person or entity appointed by the employer and named in the schedule. In the event of a principal agent not being appointed, then all the duties and obligations of a principal agent as detailed in the agreement shall be fulfilled by a representative of the employer as named in the schedule					
Total Carried Forward						

PROJECT NUMBER: 6247

**WILLIAM HUMPHREYS ART GALLERY - MULTI
CONSTRUCTION SERVICES - TENDER WB02/2025
SCHEDULE A - PRELIMINARIES & GENERAL**

SCHEDULE A - PRELIMINARIES & GENERAL						
Number	Item Description	Unit	Quantity	Rate	Amount	
					R	c
Brought Forward						
	SECTION 1: BILL 1					
	<u>PRELIMINARIES</u>					
	Clause 1.1 Definition of "Security" is amended by replacing it with the following: "SECURITY" means the form of security provided by the employer or contractor , as stated in the schedule , from which the contractor or employer may recover expense or loss Clause 1.6 is amended by replacing the words "prepaid registered post, telefax or e-mail" with "prepaid registered post or telefax" Clause 1.6.4 is amended by replacing it with the following: No clause Fixed:_____ Value related:_____	ITEM				
	Time related:_____					
	<u>OBJECTIVE AND PREPARATION</u>					
2	A2.0 OFFER, ACCEPTANCE AND PERFORMANCE Clause 2.0 Fixed:_____ Value related:_____					
	Time related:_____					
3	A3.0 DOCUMENTS					
	Clause 3.0 Clause 3.2.1 is amended by replacing"14.1" with "14.0" Clause 3.7 is amended by the addition of the following: The contractor shall supply and keep a copy of the JBCC Series 2000 Principal Building Agreement and Preliminaries applicable to this contract on the site, to which the employer, principal agent and agents shall have access at all times Clause 3.10 is amended by replacing the second reference to "principal agent" with the word "employer" Fixed:_____ Value related:_____					
	Time related:_____					
Total Carried Forward						

PROJECT NUMBER: 6247

**WILLIAM HUMPHREYS ART GALLERY - MULTI
CONSTRUCTION SERVICES - TENDER WB02/2025
SCHEDULE A - PRELIMINARIES & GENERAL**

Number	Item Description	Unit	Quantity	Rate	Amount	
					R	c
Brought Forward						
	SECTION 1: BILL 1					
	<u>PRELIMINARIES</u>					
4	A4.0 DESIGN RESPONSIBILITY					
	Clause 4.0					
	Clause 4.3 is amended by replacing it with the following: No clause					
	Fixed:_____ Value related:_____					
	Time related:_____					
5	A5.0 EMPLOYER'S AGENTS					
	Clause 5.0					
	Clause 5.1.2 is amended to include clauses 32.6.3, 34.3, 34.4 and 38.5.8					
	Fixed:_____ Value related:_____					
	Time related:_____					
6	A6.0 SITE REPRESENTATIVE					
	Clause 6.0					
	Fixed:_____ Value related:_____					
	Time related:_____					
7	A7.0 COMPLIANCE WITH REGULATIONS					
	Clause 7.0					
	Note: A separate clause has been included in Section C : Specific Preliminaries of the bills of quantities / lump sum document for the contractor to have the opportunity to price for all the requirements of the Occupational Health and Safety Act, Construction Regulations and Health and Safety Specification					
	Fixed:_____ Value related:_____					
	Time related:_____					
Total Carried Forward						

PROJECT NUMBER: 6247

**WILLIAM HUMPHREYS ART GALLERY - MULTI
CONSTRUCTION SERVICES - TENDER WB02/2025
SCHEDULE A - PRELIMINARIES & GENERAL**

SCHEDULE A - PRELIMINARIES & GENERAL						
Number	Item Description	Unit	Quantity	Rate	Amount	
					R	c
Brought Forward						
	SECTION 1: BILL 1					
	<u>PRELIMINARIES</u>					
8	A8.0 WORKS RISK					
	Clause 8.0					
	Fixed:_____ Value related:_____					
	Time related:_____					
9	A9.0 INDEMNITIES					
	Clause 9.0					
	Fixed:_____ Value related:_____					
	Time related:_____					
10	A10.0 WORKS INSURANCES					
	Clause 10.0					
	Clause 10.0 is amended by the addition of the following clauses:					
	10.5 Damage to the Works					
	(a) Without in any way limiting the contractor's obligations in terms of the contract, the contractor shall bear the full risk of damage to and/or destruction of the works by whatever cause during construction of the works and hereby indemnifies and holds harmless the employer against any such damage. The contractor shall take such precautions and security measures and other steps for the protection and security of the works as the contractor may deem necessary					
	(b) The contractor shall at all times proceed immediately to remove or dispose of any debris arising from damage to or destruction of the works and to rebuild, restore, replace and/or repair the works					
	(c) The employer shall carry the risk of damage to or destruction of the works and materials paid for by the employer that is the result of the excepted risks as set out in 10.6					
	(d) Where the employer bears the risk in terms of this contract, the contractor shall, if requested to do so, reinstate any damage or destroyed portions of the works and the costs of such reinstatement shall be measured and valued in terms of 32.0 hereof					
Total Carried Forward						

PROJECT NUMBER: 6247

**WILLIAM HUMPHREYS ART GALLERY - MULTI
CONSTRUCTION SERVICES - TENDER WB02/2025
SCHEDULE A - PRELIMINARIES & GENERAL**

Number	Item Description	Unit	Quantity	Rate	Amount	
					R	c
Brought Forward						
	SECTION 1: BILL 1					
	<u>PRELIMINARIES</u>					
	10.6 Injury to Persons or loss of or damage to Properties					
	(a) The contractor shall be liable for and hereby indemnifies the employer against any liability, loss, claim or proceeding whether arising in common law or by statute, consequent upon personal injuries to or the death of any person whomsoever arising out of or in the course of or caused by the execution of the works unless due to any act or negligence of any person for whose actions the employer is legally liable					
	(b) The contractor shall be liable for and hereby indemnifies the employer against any liability, loss, claim or proceeding consequent upon loss of or damage to any moveable or immovable or personal property or property contiguous to the site, whether belonging to or under the control of the employer or any other body or person, arising out of or in the course of or by reason of the execution of the works unless due to any act or negligence of any person for whose actions the employer is legally liable					
	(c) The contractor shall, upon receiving a contract instruction from the principal agent, cause the same to be made good in a perfect and workmanlike manner at his own cost and in default thereof the employer shall be entitled to cause it to be made good and to recover the cost thereof from the contractor or to deduct the same from amounts due to the contractor					
	(d) The contractor shall be responsible for the protection and safety of such portions of the premises placed under his control by the employer for the purpose of executing the works until the issue of the certificate of practical completion					
	(e) Where the execution of the works involves the risk of removal of or interference with support to adjoining properties including land or structures or any structures to be altered or added to, the contractor shall obtain adequate insurance and will remain adequately insured or insured to the specific limit stated in the contract against the death of or injury to persons or damage to such property consequent on such removal or interference with the support until such portion of the works has been completed					
	(f) The contractor shall at all times proceed immediately at his own cost to remove or dispose of any debris and to rebuild, restore, replace and/or repair such property and to execute the works					
	10.7 High risk insurance					
	In the event of the project being executed in a geological area classified as a "High Risk Area", that is an area which is subject to highly unstable subsurface conditions that might result in catastrophic ground movement evident by sinkhole or doline formation the following will apply:					
Total Carried Forward						

PROJECT NUMBER: 6247

**WILLIAM HUMPHREYS ART GALLERY - MULTI
CONSTRUCTION SERVICES - TENDER WB02/2025
SCHEDULE A - PRELIMINARIES & GENERAL**

Number	Item Description	Unit	Quantity	Rate	Amount	
					R	c
Brought Forward						
	SECTION 1: BILL 1					
	<u>PRELIMINARIES</u>					
	10.7.1 Damage to the works The contractor shall, from the commencement date of the works until the date of the certificate of practical completion bear the full risk of and hereby indemnifies and holds harmless the employer against any damage to and/or destruction of the works consequent upon a catastrophic ground movement as mentioned above. The contractor shall take such precautions and security measures and other steps for the protection of the works as he may deem necessary When so instructed to do so by the principal agent, the contractor shall proceed immediately to remove and/or dispose of any debris arising from damage to or destruction of the works and to rebuild, restore, replace and/or repair the works, at the contractor's own costs					
	10.7.2 Injury to persons or loss of or damage to property The contractor shall be liable for and hereby indemnifies and holds harmless the employer against any liability, loss, claim or proceeding arising at any time during the period of the contract whether arising in common law or by statute, consequent upon personal injuries to or the death of any person whomsoever resulting from, arising out of, or caused by a catastrophic ground movement as mentioned above The contractor shall be liable for and hereby indemnifies the employer against any and all liability, loss, claim or proceeding consequent upon loss of or damage to any moveable or immovable or personal property or property contiguous to the site, whether belonging to or under the control of the employer or any other body or person whomsoever arising out of or caused by a catastrophic ground movement, as mentioned above, which occurred during the period of the contract					
	10.7.3 It is the responsibility of the contractor to ensure that he has adequate insurance to cover his risk and liability as mentioned in 10.7.1 and 10.7.2. Without limiting the contractor's obligations in terms of the contract, the contractor shall, within twenty-one (21) calendar days of the commencement date but before commencement of the works, submit to the employer proof of such insurance policy, if requested to do so					
Total Carried Forward						

PROJECT NUMBER: 6247

WILLIAM HUMPHREYS ART GALLERY - MULTI
CONSTRUCTION SERVICES - TENDER WB02/2025
SCHEDULE A - PRELIMINARIES & GENERAL

Number	Item Description	Unit	Quantity	Rate	Amount	
					R	c
Brought Forward						
	SECTION 1: BILL 1					
	<u>PRELIMINARIES</u>					
	<p>10.7.4 The employer shall be entitled to recover any and all losses and/or damages of whatever nature suffered or incurred consequent upon the contractor's default of his obligations as set out in 10.7.1; 10.7.2 and 10.7.3. Such losses or damages may be recovered from the contractor or by deducting the same from any amounts still due under this contract or under any other contract presently or hereafter existing between the employer and the contractor and for this purpose all these contracts shall be considered one indivisible whole</p> <p>Fixed: _____ Value related: _____</p> <p>Time related: _____</p>					
11	A11.0 LIABILITY INSURANCES					
	<p>Clause 11.0</p> <p>Fixed: _____ Value related: _____</p> <p>Time related: _____</p>					
12	A12.0 EFFECTING INSURANCES					
	<p>Clause 12.0</p> <p>Fixed: Value related: Time related:</p>					
13	A13.0 No clause					
Total Carried Forward						

PROJECT NUMBER: 6247

**WILLIAM HUMPHREYS ART GALLERY - MULTI
CONSTRUCTION SERVICES - TENDER WB02/2025
SCHEDULE A - PRELIMINARIES & GENERAL**

SCHEDULE A - PRELIMINARIES & GENERAL						
Number	Item Description	Unit	Quantity	Rate	Amount	
					R	c
Brought Forward						
	SECTION 1: BILL 1					
	<u>PRELIMINARIES</u>					
14	A14.0 SECURITY					
	Clause 14.0					
	Clauses 14.1 - 14.8 are amended by replacing them with the following:					
	14.1 In respect of contracts with a contract sum up to R1 million, the security to be provided by the contractor to the employer will be a payment reduction of five per cent (5%) of the value certified in the payment certificate (excluding VAT)					
	14.1.1 The payment reduction of the value certified in a payment certificate shall be mutatis mutandi in terms of 31.8(A)					
	14.1.2 The employer shall be entitled to recover expense and loss from the payment reduction in terms of 33.0 provided that the employer complies with the provisions of 33.4 in which event the employer's entitlement shall take precedence over his obligations to refund the payment reduction security or portions thereof to the contractor					
	14.2 In respect of contracts with a contract sum above R1 million, the contractor shall have the right to select the security to be provided in terms of 14.3, 14.4, 14.5, 14.6, or 14.7 as stated in the schedule. Such security shall be provided to the employer within twenty-one (21) calendar days from commencement date. Should the contractor fail to select the security to be provided or should the contractor fail to provide the employer with the selected security within twenty-one (21) calendar days from commencement date, the security in terms of 14.7 shall be deemed to have been selected					
	14.3 Where security as a cash deposit of ten per cent (10%) of the contract sum (excluding VAT) has been selected:					
	14.3.1 The contractor shall furnish the employer with a cash deposit equal in value to ten per cent (10%) of the contract sum (excluding VAT) within twenty-one (21) calendar days from commencement date					
	14.3.2 Within twenty-one (21) calendar days of the date of practical completion of the works the employer shall reduce the cash deposit to an amount equal to three per cent (3%) of the contract value (excluding VAT), and refund the balance to the contractor					
	14.3.3 Within twenty-one (21) calendar days of the date of final completion of the works the employer shall reduce the cash deposit to an amount equal to one per cent (1%) of the contract value (excluding VAT) and refund the balance to the contractor					
Total Carried Forward						

PROJECT NUMBER: 6247

**WILLIAM HUMPHREYS ART GALLERY - MULTI
CONSTRUCTION SERVICES - TENDER WB02/2025
SCHEDULE A - PRELIMINARIES & GENERAL**

Number	Item Description	Unit	Quantity	Rate	Amount	
					R	c
Brought Forward						
	SECTION 1: BILL 1					
	<u>PRELIMINARIES</u>					
	14.3.4 On the date of payment of the amount in the final payment certificate, the employer shall refund the remainder of the cash deposit to the contractor					
	14.3.5 The employer shall be entitled to recover expense and loss from the cash deposit in terms of 33.0 provided that the employer complies with the provisions of 33.4 in which event the employer's entitlement shall take precedence over his obligations to refund the cash deposit security or portions thereof to the contractor					
	14.3.5 The employer shall be entitled to recover expense and loss from the cash deposit in terms of 33.0 provided that the employer complies with the provisions of 33.4 in which event the employer's entitlement shall take precedence over his obligations to refund the cash deposit security or portions thereof to the contractor					
	14.4 Where security as a variable construction guarantee of ten percent (10%) of the contract sum (excluding VAT) has been selected:					
	14.4.1 The contractor shall furnish the employer with an acceptable variable construction guarantee equal in value to ten per cent (10%) of the contract sum (excluding VAT) within twenty-one (21) calendar days from commencement date					
	14.4.2 The variable construction guarantee shall reduce and expire in terms of the Variable Construction Guarantee form included in the invitation to tender					
	14.4.3 The employer shall return the variable construction guarantee to the contractor within fourteen (14) calendar days of it expiring					
	14.4.4 Where the employer has a right of recovery against the contractor in terms of 33.0, the employer shall issue a written demand in terms of the variable construction guarantee					
	14.5 Where security as a fixed construction guarantee of five per cent (5%) of the contract sum (excluding VAT) and a five per cent (5%) payment reduction of the value certified in the payment certificate (excluding VAT) has been selected:					
	14.5.1 The contractor shall furnish a fixed construction guarantee to the employer equal in value to five per cent (5%) of the contract sum (excluding VAT)					
	14.5.1 The contractor shall furnish a fixed construction guarantee to the employer equal in value to five per cent (5%) of the contract sum (excluding VAT)					
	14.5.3 The employer shall return the fixed construction guarantee to the contractor within fourteen (14) calendar days of it expiring					
	14.5.4 The payment reduction of the value certified in a payment certificate shall be in terms of 31.8 (A) and 34.8					
Total Carried Forward						

PROJECT NUMBER: 6247

WILLIAM HUMPHREYS ART GALLERY - MULTI
CONSTRUCTION SERVICES - TENDER WB02/2025
SCHEDULE A - PRELIMINARIES & GENERAL

Number	Item Description	Unit	Quantity	Rate	Amount	
					R	c
Brought Forward						
	SECTION 1: BILL 1					
	<u>PRELIMINARIES</u>					
	14.5.5 Where the employer has a right of recovery against the contractor in terms of 33.0, the employer shall be entitled to issue a written demand in terms of the fixed construction guarantee or may recover from the payment reduction or may do both					
	14.6 Where security as a cash deposit of five per cent (5%) of the contract sum (excluding VAT) and a payment reduction of five per cent (5%) of the value certified in the payment certificate (excluding VAT) has been selected:					
	14.6.1 The contractor shall furnish the employer with a cash deposit equal in value to five per cent (5%) of the contract sum (excluding VAT) within twenty-one (21) calendar days from commencement date					
	14.6.2 Within twenty-one (21) calendar days of the date of practical completion of the works the employer shall refund the cash deposit in total to the contractor					
	14.6.3 The payment reduction of the value certified in a payment certificate shall be mutatis mutandi in terms of 31.8(A)					
	14.6.4 Where the employer has a right of recovery against the contractor in terms of 33.0, the employer may issue a written notice in terms of 33.4 or may recover from the payment reduction or may do both					
	14.7 Where security as a payment reduction of ten per cent (10%) of the value certified in the payment certificate (excluding VAT) has been selected:					
	14.7.1 The payment reduction of the value certified in a payment certificate shall be mutatis mutandi in terms of 31.8(B)					
	14.7.2 The employer shall be entitled to recover expense and loss from the payment reduction in terms of 33.0 provided that the employer complies with the provisions of 33.4 in which event the employer's entitlement shall take precedence over his obligations to refund the payment reduction or portions thereof to the contractor					
	14.8 Payments made by the guarantor to the employer in terms of the fixed or variable construction guarantee shall not prejudice the rights of the employer or contractor in terms of this agreement					
Total Carried Forward						

PROJECT NUMBER: 6247

WILLIAM HUMPHREYS ART GALLERY - MULTI
CONSTRUCTION SERVICES - TENDER WB02/2025
SCHEDULE A - PRELIMINARIES & GENERAL

[illegible]

PROJECT NUMBER: 6247

**WILLIAM HUMPHREYS ART GALLERY - MULTI
CONSTRUCTION SERVICES - TENDER WB02/2025
SCHEDULE A - PRELIMINARIES & GENERAL**

SCHEDULE A - PRELIMINARIES & GENERAL						
Number	Item Description	Unit	Quantity	Rate	Amount	
					R	c
Brought Forward						
	SECTION 1: BILL 1					
	<u>PRELIMINARIES</u>					
	<u>EXECUTION</u>					
15	A15.0 PREPARATION FOR AND EXECUTION OF THE WORKS					
	Clause 15.0					
	Clause 15.1.1 is amended by replacing it with: No clause					
	Clause 15.1.2 is amended by replacing it with: The security selected in terms of 14.0					
	Clause 15.1 is amended by the addition of the following clause:					
	15.1.4 An acceptable health and safety plan, required in terms of the Occupational Health and Safety Act, 1993 (Act 85 of 1993), within twenty-one (21) calendar days of commencement date					
	Clause 15.2.1 is amended by replacing it with the following clause:					
	Give the contractor possession of the site within ten (10) working days of the contractor complying with the terms of 15.1.4					
	Fixed:_____ Value related:_____					
	Time related:_____					
16	A16.0 ACCESS TO THE WORKS					
	Clause 16.0					
	Fixed:_____ Value related:_____					
	Time related:_____					
17	A17.0 CONTRACT INSTRUCTIONS					
	Clause 17.0					
	Clause 17.1.11 is amended by deleting the words "and the appointment of nominated and selected subcontractors"					
	Fixed:_____ Value related:_____					
	Time related:_____					
Total Carried Forward						

PROJECT NUMBER: 6247

**WILLIAM HUMPHREYS ART GALLERY - MULTI
CONSTRUCTION SERVICES - TENDER WB02/2025
SCHEDULE A - PRELIMINARIES & GENERAL**

SCHEDULE A - PRELIMINARIES & GENERAL						
Number	Item Description	Unit	Quantity	Rate	Amount	
					R	c
Brought Forward						
	SECTION 1: BILL 1					
	<u>PRELIMINARIES</u>					
18	A18.0 SETTING OUT OF THE WORKS					
	Clause 18.0					
	Fixed: _____ Value related: _____					
	Time related: _____					
19	A19.0 ASSIGNMENT					
	Clause 19.0					
	Fixed: _____ Value related: _____					
	Time related: _____					
20	A20.0 NOMINATED SUBCONTRACTORS					
	Clause 20.0					
	Clause 20.1.3 is amended by replacing it with the following: No clause Note: See item B9.1 hereinafter for adjustment of attendance on nominated subcontractors executing work allowed for under provisional sums					
	Fixed: _____ Value related: _____					
	Time related: _____					
21	A21.0 SELECTED SUBCONTRACTORS					
	Clause 21.0					
	Clause 21 is amended by replacing it with: No clause					
	Fixed: _____ Value related: _____					
	Time related: _____					
22	A22.0 EMPLOYER'S DIRECT CONTRACTORS					
Total Carried Forward						

PROJECT NUMBER: 6247

WILLIAM HUMPHREYS ART GALLERY - MULTI
CONSTRUCTION SERVICES - TENDER WB02/2025
SCHEDULE A - PRELIMINARIES & GENERAL

[illegible]

PROJECT NUMBER: 6247

**WILLIAM HUMPHREYS ART GALLERY - MULTI
CONSTRUCTION SERVICES - TENDER WB02/2025
SCHEDULE A - PRELIMINARIES & GENERAL**

SCHEDULE A - PRELIMINARIES & GENERAL						
Number	Item Description	Unit	Quantity	Rate	Amount	
					R	c
Brought Forward						
	SECTION 1: BILL 1					
	<u>PRELIMINARIES</u>					
23	A23.0 CONTRACTOR'S DOMESTIC SUBCONTRACTORS					
	Clause 23.0					
	Fixed:_____ Value related:_____					
	Time related:_____					
	COMPLETION					
24	A24.0 PRACTICAL COMPLETION					
	Clause 24.0					
	Fixed:_____ Value related:_____					
	Time related:_____					
25	A25.0 WORKS COMPLETION					
	Clause 25.0					
	Fixed:_____ Value related:_____					
	Time related:_____					
26	A25.0 WORKS COMPLETION					
	Clause 26.0					
	Clause 26.1.2 is amended by inserting "#" next to 26.1.2					
	Fixed:_____ Value related:_____					
	Time related:_____					
27	A27.0 LATENT DEFECTS LIABILITY PERIOD					
	Clause 27.0					
	Fixed:_____ Value related:_____					
	Time related:_____					
Total Carried Forward						

PROJECT NUMBER: 6247

**WILLIAM HUMPHREYS ART GALLERY - MULTI
CONSTRUCTION SERVICES - TENDER WB02/2025
SCHEDULE A - PRELIMINARIES & GENERAL**

Number	Item Description	Unit	Quantity	Rate	Amount	
					R	c
Brought Forward						
	SECTION 1: BILL 1					
	<u>PRELIMINARIES</u>					
28	A27.0 LATENT DEFECTS LIABILITY PERIOD					
	Clause 28.0					
	Fixed: _____ Value related: _____					
	Time related: _____					
29	A29.0 REVISION OF DATE FOR PRACTICAL COMPLETION					
	Clause 29.0					
	Clause 29.2.5 is amended by replacing it with: No clause					
	Fixed: _____ Value related: _____					
	Time related: _____					
30	A30.0 PENALTY FOR NON-COMPLETION					
	Clause 30.0					
	Fixed: _____ Value related: _____					
	Time related: _____					
	<u>PAYMENT</u>					
31	A31.0 INTERIM PAYMENT TO THE CONTRACTOR					
	Clause 31.0					
	Clause 31.5.2 is amended by replacing "14.7.1" with "14.0"					
Total Carried Forward						

PROJECT NUMBER: 6247

**WILLIAM HUMPHREYS ART GALLERY - MULTI
CONSTRUCTION SERVICES - TENDER WB02/2025
SCHEDULE A - PRELIMINARIES & GENERAL**

[illegible]

PROJECT NUMBER: 6247

**WILLIAM HUMPHREYS ART GALLERY - MULTI
CONSTRUCTION SERVICES - TENDER WB02/2025
SCHEDULE A - PRELIMINARIES & GENERAL**

Number	Item Description	Unit	Quantity	Rate	Amount	
					R	c
Brought Forward						
	SECTION 1: BILL 1					
	<u>PRELIMINARIES</u>					
	Alternative B					
	31.8(B) Where security as a payment reduction in terms of 14.7 has been selected, the value of the works in terms of 31.4.1 and materials and goods in terms of 31.4.2 shall be certified in full. The value certified shall be subject to the following percentage adjustments:					
	31.8(B).1 Ninety per cent (90%) of such value in interim payment certificates issued up to the date of practical completion					
	31.8(B).2 Ninety-seven per cent (97%) of such value in interim payment certificates issued on the date of practical completion and up to but excluding the date of final completion					
	31.8(B).3 Ninety-nine per cent (99%) of such value in interim payment certificates issued on the date of final completion and up to but excluding the final payment certificate in terms of 34.6					
	31.8(B).4 One hundred per cent (100%) of such value in the final payment certificate in terms of 34.6 except where the amount certified is in favour of the employer. In such an event the payment reduction shall remain at the adjustment level applicable to the final payment certificate					
	Clause 31.12 is amended by deleting the following:					
	Payment shall be subject to the employer giving the contractor a tax invoice for the amount due					
	Fixed:_____ Value related:_____					
	Time related:_____					
32	A32.0 ADJUSTMENT TO THE CONTRACT VALUE					
33	A33.0 RECOVERY OF EXPENSE AND LOSS					
	Clause 33.0					
	Fixed:_____ Value related:_____					
	Time related:_____					
34	A34.0 FINAL ACCOUNT AND FINAL PAYMENT					
Total Carried Forward						

PROJECT NUMBER: 6247

**WILLIAM HUMPHREYS ART GALLERY - MULTI
CONSTRUCTION SERVICES - TENDER WB02/2025
SCHEDULE A - PRELIMINARIES & GENERAL**

Number	Item Description	Unit	Quantity	Rate	Amount	
					R	c
Brought Forward						
	SECTION 1: BILL 1					
	<u>PRELIMINARIES</u>					
	Clause 34.0					
	Clause 34.1 is amended by removing "#" next to 34.1 Clause 34.2 is amended by inserting "#" next to 34.2 Clause 34.8 is amended by deleting the words "where security as a fixed construction guarantee in terms of 14.4 has been selected or where payment reduction has been applied in terms of 14.7.1"					
	Clause 34.13 is amended by replacing "seven (7) calendar days" with "twenty-one (21) calendar days" and deleting the words "subject to the employer giving the contractor a tax invoice for the amount due"					
	Fixed:_____ Value related:_____					
	Time related:_____					
35	A35.0 PAYMENT TO OTHER PARTIES					
	Clause 35.0					
	Fixed:_____ Value related:_____					
	Time related:_____					
Total Carried Forward						

PROJECT NUMBER: 6247

**WILLIAM HUMPHREYS ART GALLERY - MULTI
CONSTRUCTION SERVICES - TENDER WB02/2025
SCHEDULE A - PRELIMINARIES & GENERAL**

Number	Item Description	Unit	Quantity	Rate	Amount	
					R	c
Brought Forward						
	SECTION 1: BILL 1					
	<u>PRELIMINARIES</u>					
	<u>CANCELLATION</u>					
36	A36.0 CANCELLATION BY EMPLOYER - CONTRACTOR'S DEFAULT					
	Clause 36.0					
	Clause 36.1 is amended by the addition of the following clauses:					
	36.1.3 refuses or neglects to comply strictly with any of the conditions of contract					
	36.1.4 estate being sequestrated, liquidated or surrendered in terms of the insolvency laws in force within the Republic of South Africa					
	36.1.5 in the judgement of the employer, has engaged in corrupt or fraudulent practices in competing for or in executing the contract					
	Clause 36.3 is amended by removing the reference to "No clause" and replacing the words "principal agent" with "employer"					
	Clause 36.0 is amended by the addition of the following clause:					
	36.7 Notwithstanding any clause to the contrary, on cancellation of this agreement either by the employer or the contractor; or for any reason whatsoever, the contractor shall on written instruction, discontinue with the works on a date stated and withdraw himself from the site. The contractor shall not be entitled to refuse to withdraw from the works on the grounds of any lien or right of retention or on the grounds of any other right whatsoever					
	Fixed:_____ Value related:_____					
	Time related:_____					
37	A37.0 CANCELLATION BY EMPLOYER - LOSS AND DAMAGE					
	Clause 37.0					
	Clause 37.3.5 is amended by replacing "ninety (90)" with "one hundred and twenty (120)"					
Total Carried Forward						

PROJECT NUMBER: 6247

WILLIAM HUMPHREYS ART GALLERY - MULTI
CONSTRUCTION SERVICES - TENDER WB02/2025
SCHEDULE A - PRELIMINARIES & GENERAL

Number	Item Description	Unit	Quantity	Rate	Amount	
					R	c
Brought Forward						
	SECTION 1: BILL 1					
	<u>PRELIMINARIES</u>					
	<p>Clause 37.0 is amended by the addition of the following clause:</p> <p>37.5 Notwithstanding any clause to the contrary, on cancellation of this agreement either by the employer or the contractor; or for any reason whatsoever, the contractor shall on written instruction, discontinue with the works on a date stated and withdraw himself from the site. The contractor shall not be entitled to refuse to withdraw from the works on the grounds of any lien or right of retention or on the grounds of any other right whatsoever</p> <p>Fixed: _____ Value related: _____</p> <p>Time related: _____</p>					
38	A38.0 CANCELLATION BY CONTRACTOR - EMPLOYER'S DEFAULT					
	<p>Clause 38.0</p> <p>Clause 38.5.4 is amended by replacing "ninety (90)" with "one hundred and twenty (120)"</p> <p>Clause 38.0 is amended by the addition of the following clause:</p> <p>38.7 Notwithstanding any clause to the contrary, on cancellation of this agreement either by the employer or the contractor; or for any reason whatsoever, the contractor shall on written instruction, discontinue with the works on a date stated and withdraw himself from the site. The contractor shall not be entitled to refuse to withdraw from the works on the grounds of any lien or right of retention or on the grounds of any other right whatsoever</p> <p>Fixed: _____ Value related: _____</p> <p>Time related: _____</p>					
39	A39.0 CANCELLATION - CESSATION OF THE WORKS					
Total Carried Forward						

PROJECT NUMBER: 6247

WILLIAM HUMPHREYS ART GALLERY - MULTI
CONSTRUCTION SERVICES - TENDER WB02/2025
SCHEDULE A - PRELIMINARIES & GENERAL

[illegible]

PROJECT NUMBER: 6247

**WILLIAM HUMPHREYS ART GALLERY - MULTI
CONSTRUCTION SERVICES - TENDER WB02/2025
SCHEDULE A - PRELIMINARIES & GENERAL**

Number	Item Description	Unit	Quantity	Rate	Amount	
					R	c
Brought Forward						
	SECTION 1: BILL 1					
	<u>PRELIMINARIES</u>					
	<u>DISPUTE</u>					
40	A40.0 DISPUTE SETTLEMENT					
	Clause 40.0					
	Clause 40.2.2 is amended by replacing "one (1) year" with "three (3) years"					
	Clause 40.6 is amended by removing the reference to:					
	No clause					
	Clause 40.7.1 is amended by replacing "(10)" with "(15)" and by the addition of the following:					
	Whether or not mediation resolves the dispute, the parties shall bear their own costs concerning the mediation and equally share the costs of the mediator and related costs					
	Fixed: _____ Value related: _____					
	Time related: _____					
	<u>SUBSTITUTE PROVISIONS</u>					
41	A41.0 STATE CLAUSES					
	Clause 41.0					
	Fixed: _____ Value related: _____					
	Time related: _____	N/A				
Total Carried Forward						

PROJECT NUMBER: 6247

WILLIAM HUMPHREYS ART GALLERY - MULTI
CONSTRUCTION SERVICES - TENDER WB02/2025
SCHEDULE A - PRELIMINARIES & GENERAL

Number	Item Description	Unit	Quantity	Rate	Amount	
					R	c
Brought Forward						
	SECTION 1: BILL 1					
	<u>PRELIMINARIES</u>					
	<u>SECTION B: JBCC PRELIMINARIES</u>					
	<u>B1.0 DEFINITIONS AND INTERPRETATION</u>					
42	<i>B1.1 Definitions and interpretation</i> See also clause A1.0 of Section A for additional and/or amended definitions which shall apply equally to this Section Fixed:_____ Value related:_____ Time related:_____					
	B2.0 DOCUMENTS					
43	<i>B2.1 Checking of documents</i> Fixed:_____ Value related:_____ Time related:_____					
44	<i>B2.2 Provisional bills of quantities</i> Fixed:_____ Value related:_____ Time related:_____					
45	<i>B2.3 Availability of construction documentation</i> Fixed:_____ Value related:_____ Time related:_____					
46	<i>B2.4 Interests of agents</i> Fixed:_____ Value related:_____ Time related:_____					
47	<i>B2.5 Priced documents</i> Fixed:_____ Value related:_____ Time related:_____					
Total Carried Forward						

PROJECT NUMBER: 6247

WILLIAM HUMPHREYS ART GALLERY - MULTI
CONSTRUCTION SERVICES - TENDER WB02/2025
SCHEDULE A - PRELIMINARIES & GENERAL

[illegible]

PROJECT NUMBER: 6247

**WILLIAM HUMPHREYS ART GALLERY - MULTI
CONSTRUCTION SERVICES - TENDER WB02/2025
SCHEDULE A - PRELIMINARIES & GENERAL**

Number	Item Description	Unit	Quantity	Rate	Amount	
					R	c
Brought Forward						
	SECTION 1: BILL 1					
	<u>PRELIMINARIES</u>					
	<u>B3.0 THE SITE</u>					
49	B3.1 Defined works area Fixed:_____ Value related:_____ Time related:_____					
50	B3.2 Geotechnical investigation Fixed:_____ Value related:_____ Time related:_____					
51	B3.3 Inspection of the site Fixed:_____ Value related:_____ Time related:_____					
52	B3.4 Existing premises occupied Fixed:_____ Value related:_____ Time related:_____					
53	B3.5 Previous work - dimensional accuracy Fixed:_____ Value related:_____ Time related:_____					
54	B3.6 Previous work - defects Fixed:_____ Value related:_____ Time related:_____					
55	B3.7 Services - known Fixed:_____ Value related:_____ Time related:_____					
56	B3.8 Services - unknown Fixed:_____ Value related:_____ Time related:_____					
Total Carried Forward						

PROJECT NUMBER: 6247

WILLIAM HUMPHREYS ART GALLERY - MULTI
CONSTRUCTION SERVICES - TENDER WB02/2025
SCHEDULE A - PRELIMINARIES & GENERAL

[illegible]

PROJECT NUMBER: 6247

**WILLIAM HUMPHREYS ART GALLERY - MULTI
CONSTRUCTION SERVICES - TENDER WB02/2025
SCHEDULE A - PRELIMINARIES & GENERAL**

Number	Item Description	Unit	Quantity	Rate	Amount	
					R	c
Brought Forward						
	SECTION 1: BILL 1					
	<u>PRELIMINARIES</u>					
58	B3.10 Articles of value Fixed:_____ Value related:_____ Time related:_____					
59	B3.11 Inspection of adjoining properties Fixed:_____ Value related:_____ Time related:_____					
	<u>B4.0 MANAGEMENT OF CONTRACT</u>					
60	B4.1 Management of the works Fixed:_____ Value related:_____ Time related:_____					
61	B4.2 Programme for the works Fixed:_____ Value related:_____ Time related:_____					
62	B4.3 Progress meetings Fixed:_____ Value related:_____ Time related:_____					
63	B4.4 Technical meetings Fixed:_____ Value related:_____ Time related:_____					
64	B4.5 Labour and plant records Fixed:_____ Value related:_____ Time related:_____					
	<u>B5.0 SAMPLES, SHOP DRAWINGS AND MANUFACTURERS' INSTRUCTIONS</u>					
65	B5.1 Samples of materials Fixed:_____ Value related:_____ Time related:_____					
Total Carried Forward						

PROJECT NUMBER: 6247

**WILLIAM HUMPHREYS ART GALLERY - MULTI
CONSTRUCTION SERVICES - TENDER WB02/2025
SCHEDULE A - PRELIMINARIES & GENERAL**

Number	Item Description	Unit	Quantity	Rate	Amount	
					R	c
Brought Forward						
	SECTION 1: BILL 1					
	<u>PRELIMINARIES</u>					
66	B5.2 Workmanship samples Fixed:_____ Value related:_____ Time related:_____					
67	B5.3 Shop drawings Fixed:_____ Value related:_____ Time related:_____					
68	B5.4 Compliance with manufacturers' instructions Fixed:_____ Value related:_____ Time related:_____					
	<u>B6.0 TEMPORARY WORKS AND PLANT</u>					
69	B6.1 Deposits and fees Fixed:_____ Value related:_____ Time related:_____					
70	B6.2 Enclosure of the works Fixed:_____ Value related:_____ Time related:_____					
71	B6.3 Advertising Fixed:_____ Value related:_____ Time related:_____					
72	B6.4 Plant, equipment, sheds and offices Fixed:_____ Value related:_____ Time related:_____					
73	B6.5 Main notice board Fixed:_____ Value related:_____ Time related:_____					
Total Carried Forward						

PROJECT NUMBER: 6247

WILLIAM HUMPHREYS ART GALLERY - MULTI
CONSTRUCTION SERVICES - TENDER WB02/2025
SCHEDULE A - PRELIMINARIES & GENERAL

[illegible]

PROJECT NUMBER: 6247

**WILLIAM HUMPHREYS ART GALLERY - MULTI
CONSTRUCTION SERVICES - TENDER WB02/2025
SCHEDULE A - PRELIMINARIES & GENERAL**

SCHEDULE A - PRELIMINARIES & GENERAL						
Number	Item Description	Unit	Quantity	Rate	Amount	
					R	c
Brought Forward						
	SECTION 1: BILL 1					
	<u>PRELIMINARIES</u>					
	<u>B7.0 TEMPORARY SERVICES</u>					
75	B7.1 Location Fixed:_____ Value related:_____ Time related:_____					
76	B7.2 Water Fixed:_____ Value related:_____ Time related:_____					
77	B7.3 Electricity Fixed:_____ Value related:_____ Time related:_____					
78	B7.4 Telecommunication facilities Fixed:_____ Value related:_____ Time related:_____					
79	B7.5 Ablution facilities Fixed:_____ Value related:_____ Time related:_____					
	<u>B8.0 PRIME COST AMOUNTS</u>					
80	B8.1 Responsibility for prime cost amounts Fixed:_____ Value related:_____ Time related:_____					
	<u>B9.0 ATTENDANCE ON N/S SUBCONTRACTORS</u>					
81	B9.1 General attendance Fixed:_____ Value related:_____ Time related:_____					
Total Carried Forward						

PROJECT NUMBER: 6247

WILLIAM HUMPHREYS ART GALLERY - MULTI
CONSTRUCTION SERVICES - TENDER WB02/2025
SCHEDULE A - PRELIMINARIES & GENERAL

[illegible]

PROJECT NUMBER: 6247

**WILLIAM HUMPHREYS ART GALLERY - MULTI
CONSTRUCTION SERVICES - TENDER WB02/2025
SCHEDULE A - PRELIMINARIES & GENERAL**

SCHEDULE A - PRELIMINARIES & GENERAL						
Number	Item Description	Unit	Quantity	Rate	Amount	
					R	c
Brought Forward						
	SECTION 1: BILL 1					
	<u>PRELIMINARIES</u>					
83	B9.3 Commissioning - fuel, water and electricity Fixed:_____ Value related:_____ Time related:_____					
	<u>B10.0 FINANCIAL ASPECTS</u>					
84	B10.1 Statutory taxes, duties and levies Fixed:_____ Value related:_____ Time related:_____					
85	B10.2 Payment for preliminaries Fixed:_____ Value related:_____ Time related:_____					
86	B10.3 Adjustment of preliminaries Clauses B10.3.1 and B10.3.2 are amended by replacing "within fifteen (15) working days of taking possession of the site" with "when submitting his priced bills of quantities / lump sum document" Fixed:_____ Value related:_____ Time related:_____					
87	B10.4 Payment certificate cash flow Fixed:_____ Value related:_____ Time related:_____					
	<u>B11.0 GENERAL</u>					
88	B11.1 Protection of the works Fixed:_____ Value related:_____ Time related:_____					
89	B11.2 Protection / isolation of existing / sectionally occupied works Fixed:_____ Value related:_____ Time related:_____					
Total Carried Forward						

PROJECT NUMBER: 6247

**WILLIAM HUMPHREYS ART GALLERY - MULTI
CONSTRUCTION SERVICES - TENDER WB02/2025
SCHEDULE A - PRELIMINARIES & GENERAL**

Number	Item Description	Unit	Quantity	Rate	Amount	
					R	c
Brought Forward						
	SECTION 1: BILL 1					
	<u>PRELIMINARIES</u>					
90	B11.3 Security of the works Fixed:_____ Value related:_____ Time related:_____					
91	B11.4 Notice before covering work Fixed:_____ Value related:_____ Time related:_____					
92	B11.5 Disturbance Fixed:_____ Value related:_____ Time related:_____					
93	B11.6 Environmental disturbance Fixed:_____ Value related:_____ Time related:_____					
94	B11.7 Works cleaning and clearing Fixed:_____ Value related:_____ Time related:_____					
95	B11.8 Vermin Fixed:_____ Value related:_____ Time related:_____					
96	B11.9 Overhand work Fixed:_____ Value related:_____ Time related:_____					
97	B11.10 Instruction manuals and guarantees Fixed:_____ Value related:_____ Time related:_____					
Total Carried Forward						

PROJECT NUMBER: 6247

WILLIAM HUMPHREYS ART GALLERY - MULTI
CONSTRUCTION SERVICES - TENDER WB02/2025
SCHEDULE A - PRELIMINARIES & GENERAL

[illegible]

PROJECT NUMBER: 6247

**WILLIAM HUMPHREYS ART GALLERY - MULTI
CONSTRUCTION SERVICES - TENDER WB02/2025
SCHEDULE A - PRELIMINARIES & GENERAL**

SCHEDULE A - PRELIMINARIES & GENERAL						
Number	Item Description	Unit	Quantity	Rate	Amount	
					R	c
Brought Forward						
	SECTION 1: BILL 1					
	<u>PRELIMINARIES</u>					
99	B11.12 Tenant installations Fixed:_____ Value related:_____					
	Time related:_____					
	<u>B12.0 SCHEDULE OF VARIABLES</u>					
100	B12.1 Schedule of variables Fixed:_____ Value related:_____					
	Time related:_____					
	<p>This schedule contains all variables referred to in this document and is divided into pre-tender and post-tender categories. The pre-tender category must be completed in full and included in the tender documents. Both the pre-tender and post-tender categories form part of these Preliminaries</p> <p>Spaces requiring information must be filled in, shown as "not applicable" or deleted and not left blank. Where choices are offered, the non-applicable items are to be deleted. Where insufficient space is provided the information should be annexed hereto and cross-referenced to the applicable clause of the schedule. Key cross reference clauses are italicised in [] brackets</p>					
	12.1 PRE-TENDER INFORMATION					
	12.1.1 Provisional bills of quantities [2.2] The quantities are provisional: NO					
	12.1.2 Availability of construction documentation [2.3] Construction documentation is complete: YES					
	12.1.3 Interests of agents [2.4] Details:					
	12.1.4 Defined works area [3.1] Details:					
	12.1.5 Geotechnical investigation [3.2] Details: N/A					
Total Carried Forward						

PROJECT NUMBER: 6247

WILLIAM HUMPHREYS ART GALLERY - MULTI
CONSTRUCTION SERVICES - TENDER WB02/2025
SCHEDULE A - PRELIMINARIES & GENERAL

Number	Item Description	Unit	Quantity	Rate	Amount	
					R	c
Brought Forward						
	SECTION 1: BILL 1					
	<u>PRELIMINARIES</u>					
	12.1.6 Existing premises occupied [3.4] Specific requirements: Yes					
	12.1.7 Previous work - dimensional accuracy [3.5] Details: N/A					
	12.1.8 Previous work - defects [3.6] Details: N/A					
	12.1.9 Services - known [3.7] Details: Yes					
	12.1.10 Protection of trees [3.9] Specific requirements: N/A					
	12.1.11 Inspection of adjoining properties [3.11] Specific requirements: N/A					
	12.1.12 Enclosure of the works [6.2] Specific requirements: Contractor to provide barricades for protection of works					
	12.1.13 Offices [6.4.3] Specific requirements: The contractor shall provide, maintain and remove on completion of the works an office for the exclusive use of the principal agent, minimum size 4 x 3 x 3m high internally, suitably insulated and ventilated, provided with electric lighting and fitted with boarded floor, desk, chair, drawing stool, drawing board and lock-up drawers for drawings. The office shall be kept clean and fit for use at all times					
Total Carried Forward						

PROJECT NUMBER: 6247

WILLIAM HUMPHREYS ART GALLERY - MULTI
CONSTRUCTION SERVICES - TENDER WB02/2025
SCHEDULE A - PRELIMINARIES & GENERAL

Number	Item Description	Unit	Quantity	Rate	Amount	
					R	c
Brought Forward						
	SECTION 1: BILL 1					
	<u>PRELIMINARIES</u>					
	12.1.14 Main notice board					
	[6.5] Specific requirements: The contractor shall provide, erect where directed, maintain and remove on completion of the works a notice board size 3 x 3m as type Drawing GEN 063, constructed of suitable boarding with flat smooth surface and with edging bead 19mm thick round outer edges and projecting 12mm from face of boarding and rounded on front edge. The board shall be securely fixed to hoarding, where hoarding is provided, or fixed to and including a suitable supporting structure of timber or tubular posts and braces. The board is to be painted ivory white and the bead and 12mm wide dividing lines dark green. All wording shall be inscribed in dark green as per the coat of arms for SA. All wording shall be inscribed in dark green painted sans serif lettering					
	12.1.15 Subcontractors' notice board					
	[6.6] A notice board is required: No					
	12.1.16 Water					
	[7.2] Option A (by contractor): NO Option B (by employer - free of charge): Yes Option C (by employer - metered): No					
	12.1.17 Electricity					
	[7.3] Option A (by contractor): NO Option B (by employer - free of charge): Yes Option C (by employer - metered): No					
Total Carried Forward						

PROJECT NUMBER: 6247

WILLIAM HUMPHREYS ART GALLERY - MULTI
CONSTRUCTION SERVICES - TENDER WB02/2025
SCHEDULE A - PRELIMINARIES & GENERAL

Number	Item Description	Unit	Quantity	Rate	Amount	
					R	c
Brought Forward						
	SECTION 1: BILL 1					
	<u>PRELIMINARIES</u>					
	12.1.18 Telecommunications [7.4] Telephone (Mobile): YES Facsimile: NO E-mail: YES					
	12.1.19 Ablution facilities [7.5] Option A (by contractor): No Option B (by employer): Yes					
	12.1.20 Protection of existing/sectionally occupied works [11.2] Protection is required: YES					
	12.1.21 Special attendance [9.2] Subcontractor (1) details: Subcontractor (2) details: Subcontractor (3) details: Subcontractor (4) details:					
	12.1.22 Protection of the works [11.1] Specific requirements: Contractor to provide barricades for protection of works					
	12.1.23 Disturbance [11.5] Specific requirements: The contractor shall keep the site, structures, etc well watered during operations to prevent dust and shall provide and erect and remove on completion of the works all necessary temporary dust screens all to the satisfaction of the principal agent					
Total Carried Forward						

PROJECT NUMBER: 6247

WILLIAM HUMPHREYS ART GALLERY - MULTI
CONSTRUCTION SERVICES - TENDER WB02/2025
SCHEDULE A - PRELIMINARIES & GENERAL

[illegible]

PROJECT NUMBER: 6247

WILLIAM HUMPHREYS ART GALLERY - MULTI
CONSTRUCTION SERVICES - TENDER WB02/2025
SCHEDULE A - PRELIMINARIES & GENERAL

Number	Item Description	Unit	Quantity	Rate	Amount	
					R	c
Brought Forward						
	SECTION 1: BILL 1					
	<u>PRELIMINARIES</u>					
	<u>SECTION C: SPECIFIC PRELIMINARIES</u>					
	Section C contains specific preliminary items which apply to this contract except where N/A (Not Applicable) appears against an item					
101	C1.0 CONTRACT DRAWINGS					
	* Select relevant paragraph and delete whichever is not applicable depending on whether the contract is based on a bills of quantities or lump sum document					
	* A full set of drawings is issued with the tender documents indicating the full scope of the work to enable the tenderer to acquaint himself with the nature and extent of the works and the manner in which they are to be executed					
	Should any part of the drawings not be clearly understood by the tenderer he shall, before submitting his tender, obtain clarification in writing from the principal agent					
	Fixed: _____ Value related: _____					
	Time related: _____					
102	C2.0 GENERAL PREAMBLES					
	The document "Specification of Materials and Methods to be used shall be read in conjunction with the bills of quantities / lump sum document and be referred to for the full descriptions of work to be done and materials to be used					
	Fixed: _____ Value related: _____					
	Time related: _____					
Total Carried Forward						

PROJECT NUMBER: 6247

WILLIAM HUMPHREYS ART GALLERY - MULTI
CONSTRUCTION SERVICES - TENDER WB02/2025
SCHEDULE A - PRELIMINARIES & GENERAL

Number	Item Description	Unit	Quantity	Rate	Amount	
					R	c
Brought Forward						
	SECTION 1: BILL 1					
	<u>PRELIMINARIES</u>					
103	C3.0 TRADE NAMES Wherever a trade name for any product has been described in the bills of quantities / lump sum document, the tenderer's attention is drawn to the fact that any other product of equal quality may be used subject to the written approval of the principal agent being obtained prior to the closing date for submission of tenders If prior written approval for an alternative product is not obtained, the product described shall be deemed to have been tendered for Fixed: _____ Value related: _____ Time related: _____					
104	C4.0 IMPORTED MATERIALS AND EQUIPMENT Where imported items are listed in the tender documents, the tenderer shall provide all the information called for, failing which the price of any such item, materials or equipment shall be excluded from currency fluctuations. (refer to Schedule of Imported Materials and Equipment DPW-23(EC) to be completed by tenderer) Notwithstanding any provisions elsewhere regarding the adjustment of contract prices, the price of any item, material or equipment listed in terms of this clause shall be excluded from the Contract Price Adjustment Provisions (if applicable) Fixed: _____ Value related: _____ Time related: _____					
105	C5.0 VIEWING THE SITE IN SECURITY AREAS The site is a security area and the tenderer must arrange with the Director, William Humphreys Art Gallery or other responsible official to obtain permission to enter the site for tendering purposes Fixed: _____ Value related: _____ Time related: _____					
Total Carried Forward						

PROJECT NUMBER: 6247

**WILLIAM HUMPHREYS ART GALLERY - MULTI
CONSTRUCTION SERVICES - TENDER WB02/2025
SCHEDULE A - PRELIMINARIES & GENERAL**

Number	Item Description	Unit	Quantity	Rate	Amount	
					R	c
Brought Forward						
	SECTION 1: BILL 1					
	<u>PRELIMINARIES</u>					
106	C6.0 COMMENCEMENT OF WORKS IN SECURITY AREAS As the works falls within a security area the contractor must give the Director or other responsible official notice before commencement of the works. Should the contractor fail to make such arrangements, admission to the site may be refused and any additional costs will be for the contractor's account Fixed:_____ Value related:_____ Time related:_____					
107	C7.0 ENTRANCE PERMITS TO SECURITY AREAS As the works falls within a security area the contractor shall obtain entrance permits for his personnel and workmen entering the area and shall comply with all regulations and instructions which may be issued from time to time regarding the protection of persons and property under the control of De Beers Pension Fund or chief security officer Fixed:_____ Value related:_____ Time related:_____					
108	C8.0 SECURITY CHECK OF PERSONNEL The principal agent may require the contractor to have his personnel and workmen, or a certain number of them, security classified In the event of the principal agent requesting the removal of a person or persons from the works for security reasons, the contractor shall do so forthwith and shall thereafter ensure that such person or persons are denied access to the works and the site and/or to any document or information relating to the works Fixed:_____ Value related:_____ Time related:_____					
Total Carried Forward						

PROJECT NUMBER: 6247

**WILLIAM HUMPHREYS ART GALLERY - MULTI
CONSTRUCTION SERVICES - TENDER WB02/2025
SCHEDULE A - PRELIMINARIES & GENERAL**

Number	Item Description	Unit	Quantity	Rate	Amount	
					R	c
Brought Forward						
	SECTION 1: BILL 1					
	<u>PRELIMINARIES</u>					
109	C9.0 PROHIBITION ON TAKING OF PHOTOGRAPHS It is prohibited to sketch or to take photographs of any site or installation or any building or civil works thereon or to be in possession of a camera or other apparatus used for taking of photographs except when authorized thereto by or on behalf of the Director De Beers Pension Fund Fixed:_____ Value related:_____ Time related:_____					
110	C11.0 OCCUPATIONAL HEALTH AND SAFETY ACT The contractor shall comply with all the requirements set out in the Construction Regulations, 2003 issued under the Occupational Health and Safety Act, 1993 (Act No 85 of 1993) It is required of the contractor to thoroughly study the Health and Safety Specification that must be read together with and is deemed to be incorporated under this Section of the bills of quantities / lump sum document The contractor must take note that compliance with the Occupational Health and Safety Act, Construction Regulations and Health and Safety Specification is compulsory. In the event of partial or total non-compliance, the principal agent, notwithstanding the provisions of clause A31.0 of Section A or any other clause to the contrary, reserves the right to delay issuing any progress payment certificate until the contractor provides satisfactory proof of compliance. The contractor shall not be entitled to any compensation of whatsoever nature, including interest, due to such delay of payment Provision for pricing of the Occupational Health and Safety Act, Construction Regulations and Health and Safety Specification is made under this clause and it is explicitly pointed out that all requirements of the aforementioned are deemed to be priced hereunder and no additional claims in this regard shall be entertained Fixed:_____ Value related:_____ Time related:_____					
Total Carried Forward						

PROJECT NUMBER: 6247

WILLIAM HUMPHREYS ART GALLERY - MULTI
CONSTRUCTION SERVICES - TENDER WB02/2025
SCHEDULE A - PRELIMINARIES & GENERAL

[illegible]

PROJECT NUMBER: 6247

WILLIAM HUMPHREYS ART GALLERY - MULTI
CONSTRUCTION SERVICES - TENDER WB02/2025
SCHEDULE A - PRELIMINARIES & GENERAL

Number	Item Description	Unit	Quantity	Rate	Amount	
					R	c
Brought Forward						
	SECTION 1: BILL 1					
	<u>PRELIMINARIES</u>					
112	C11.2 HEALTH AND SAFETY PLAN (Construction Regulation 5.4) The Contractor shall provide and demonstrate to the Principal Agent a suitable and sufficiently documented health and safety plan based on the Act, Construction Regulations and the health and safety specification, which shall be applied from the date of commencement of and for the duration of the construction work. The Contractor shall ensure that a copy of the health and safety plan is available on request to an employee, inspector, sub contractor or principal agent all in terms of Regulation 5 Fixed: _____ Value related: _____ Time related: _____					
113	C11.3 REGISTRATION WITH THE COMPENSATION FUND (Construction Regulation 5.3 f) The Contractor shall provide proof of his registration and good standing with the Compensation Fund or a licensed compensation insurer prior to the commencement of work Fixed: _____ Value related: _____ Time related: _____					
114	C11.4 HEALTH AND SAFETY FILE (Construction Regulation 5.7) The Contractor shall ensure that a health and safety file, which shall include all documentation required in terms of the health and safety specification, the Act and the Construction Regulations, is opened and kept on site and made available to the Principal Agent or Inspector upon request. Upon completion of the works, the Contractor shall hand over a consolidated health and safety file to the principal agent Fixed: _____ Value related: _____ Time related: _____					
Total Carried Forward						

PROJECT NUMBER: 6247

**WILLIAM HUMPHREYS ART GALLERY - MULTI
CONSTRUCTION SERVICES - TENDER WB02/2025
SCHEDULE A - PRELIMINARIES & GENERAL**

Number	Item Description	Unit	Quantity	Rate	Amount	
					R	c
Brought Forward						
	SECTION 1: BILL 1					
	<u>PRELIMINARIES</u>					
115	C11.5 SUPERVISION OF CONSTRUCTION WORK (SAFETY OFFICER) (Construction Regulation 6) The Contractor shall appoint a full-time competent employee in writing as the construction supervisor, with the duty of supervising the construction work. The Contractor shall appoint a full-time or part-time construction safety officer in writing to assist in the control of all safety related aspects on the site. Such appointments are required to ensure that at all times the requirements of the Act and Construction Regulations are adhered to. Refer to Regulation 6 Fixed:_____ Value related:_____ Time related:_____					
116	C11.6 RISK ASSESSMENT AND SAFETY POLICY (Construction Regulation 7) Before commencing work the Contractor shall cause a risk assessment to be performed by a competent person appointed in writing and the risk assessment shall form part of the health and safety plan. A copy of the risk assessment shall be available on site at all times for inspection. The Contractor shall at all time carry out the works in a manner to avoid the risk of bodily harm to persons or risk of damage to any property. He shall take all precautions regarding training of employees in any hazards and the related work procedures, health and safety induction training of employees, visitors or any other persons entering the site and provide personal protective equipment to all employees and visitors to site which are necessary and adequate to eliminate any conditions which contribute to the risk of injury to persons or damage to property in terms of Regulation 7 Fixed:_____ Value related:_____ Time related:_____					
117	C11.7 SIGNIFICANT HAZARDA IDENTIFICATION RISK ASSESSMENT PREPARED BY THE DESIGN CONSULTANTS The contractor shall allow for additional financial provision, if any, to take the necessary precautions regarding the significant hazards and risks identified and assessed by the design consultants Fixed:_____ Value related:_____ Time related:_____					
Total Carried Forward						

PROJECT NUMBER: 6247

**WILLIAM HUMPHREYS ART GALLERY - MULTI
CONSTRUCTION SERVICES - TENDER WB02/2025
SCHEDULE A - PRELIMINARIES & GENERAL**

Number	Item Description	Unit	Quantity	Rate	Amount	
					R	c
Brought Forward						
	SECTION 1: BILL 1					
	<u>PRELIMINARIES</u>					
118	C11.8 ADDITIONAL FINANCIAL PROVISION The Contractor shall allow for additional financial provision, if any, to comply with the requirements of the Occupational Health and Safety Act (Act No 85 of 1993) and the Construction Regulations issued there under which have not been specifically elsewhere provided Fixed:_____ Value related: _____ Time related: _____					
119	C11.9 FALL PROTECTION PLAN (Construction Regulation 8) The contractor shall, before commencing any construction work submit a fall protection plan identified all steps to be taken in order to ensure the continued adherence to the fall protection plan and shall include a risk assessment of all work carried out from an relevant position. The fall protection plan shall form part of the health and safety plan and file Fixed:_____ Value related: _____ Time related: _____					
120	C11.10 PHYSICAL AND PSYCHOLOGICAL FITNESS (Construction Regulation 8.2(b)) The contractor and sub-contractors shall before commencing any construction work submit proof of his employees that shall carried out work from an elevated position their physical and psychological fitness. And shall be recorded in the health and safety file Fixed:_____ Value related: _____ Time related: _____					
121	C11.11 CONSTRUCTION VEHICLES AND MOBILE PLANT (Construction Regulation 21) The contractor and sub-contractors shall ensure that all operated workers received training and been certified competent to operate such vehicle and are physical and psychological fit to operate such construction vehicles and mobile plants. And shall be recorded in the health and safety file Fixed:_____ Value related: _____ Time related: _____					
Total Carried Forward						

PROJECT NUMBER: 6247

WILLIAM HUMPHREYS ART GALLERY - MULTI
CONSTRUCTION SERVICES - TENDER WB02/2025
SCHEDULE A - PRELIMINARIES & GENERAL

Number	Item Description	Unit	Quantity	Rate	Amount	
					R	c
Brought Forward						
	SECTION 1: BILL 1					
	<u>PRELIMINARIES</u>					
122	C11.11 CONSTRUCTION VEHICLES AND MOBILE PLANT (Construction Regulation 21) The contractor and sub-contractors shall ensure that all operated workers received training and been certified competent to operate such vehicle, and are physical and psychological fit to operate such construction vehicles and mobile plants. And shall be recorded in the health and safety file Fixed:_____ Value related:_____ Time related:_____					
123	C11.13 DEMOLITION WORK (Construction Regulation 12) The contractor shall, before any demolition work shall carried out, submit all method of demolition to be used. This method shall form part of the health and safety plan and file. Fixed:_____ Value related:_____ Time related:_____					
124	C11.14 REMOVAL AND DISPOSAL OF ASBESTOS MATERIAL (Asbestos Regulation) The principle contractor shall appoint a contractor that is registered with the Department of Labour as an AIA. The contractor must allow for; NOTIFICATION OF ASBESTOS PROCESSING PERSONAL PROTECTIVE EQUIPMENT PACKAGING AND TRANSPORT AND STORAGE TO DISPOSAL SITE DEMOLITION WORK OF SHEETS LABELLING AND INFORMATION Fixed:_____ Value related:_____ Time related:_____					
Total Carried Forward						

PROJECT NUMBER: 6247

WILLIAM HUMPHREYS ART GALLERY - MULTI
CONSTRUCTION SERVICES - TENDER WB02/2025
SCHEDULE A - PRELIMINARIES & GENERAL

Number	Item Description	Unit	Quantity	Rate	Amount	
					R	c
Brought Forward						
	SECTION 1: BILL 1					
	<u>PRELIMINARIES</u>					
	Bill No. 1					
	Preliminaries					
	COLLECTION					
	Total Brought Forward from Page No. 50					
	Page No					
	1					
	2					
	3					
	4					
	5					
	6					
	7					
	8					
	9					
	10					
	11					
	12					
	13					
	14					
	15					
	16					
	17					
	18					
	19					
	20					
	21					
	22					
	23					
	24					
Total Carried Forward						

PROJECT NUMBER: 6247

WILLIAM HUMPHREYS ART GALLERY - MULTI
CONSTRUCTION SERVICES - TENDER WB02/2025
SCHEDULE A - PRELIMINARIES & GENERAL

Number	Item Description	Unit	Quantity	Rate	Amount	
					R	c
Brought Forward						
	SECTION 1: BILL 1					
	<u>PRELIMINARIES</u>					
	Bill No. 1					
	Preliminaries					
	COLLECTION					
	Total Brought Forward from Page No.51					
	25					
	26					
	27					
	28					
	29					
	30					
	31					
	32					
	33					
	34					
	35					
	36					
	37					
	38					
	39					
	40					
	41					
	42					
	43					
	44					
	45					
	46					
	47					
	48					
	49					
	50					
Total Carried Forward To Summary						

PROJECT NUMBER: 6247

WILLIAM HUMPHREYS ART GALLERY - MULTI
CONSTRUCTION SERVICES - TENDER WB02/2025
SCHEDULE A - PRELIMINARIES & GENERAL

SUMMARY OF SECTIONS

Section	Description	Amount (Rand)
1	SECTION 1: BILL 1	
Total Carried Forward To Summary Of Schedules		

SECTION 1:

FALSE ROOF OVER EXHIBITION WING

Project No: WB02/2025 (6247)



WILLIAM HUMPHREYS ART GALLERY

BILL OF QUANTITIES

FOR

CONSTRUCTION OF FALSE ROOF OVER EXISTING EXHIBITION WING ROOF

SECTION 1 BILL 1

**MVD Kalahari Consulting Engineers and
Town Planners**

**186 du Toitspan Road
Kimberley
8301**

DATE: March 2025

Tender No: WB 02/2025 Section 1

WILLIAM HUMPHREYS ART GALLERY: ALTERATIONS TO EXISTING BUILDING - ROOF

REMEDIAL WORK

Schedule of Quantities

SECTION A: ROOF REMEDIAL WORK

SECTION A: ROOF REMEDIAL WORK						
ITEM NO	PAYMENT	DESCRIPTION	UNIT	QTY	RATE	AMOUNT R
B.1		<u>SECTION A: ROOF REMEDIAL WORK</u>				
		<u>ROOFING</u> Galvanized steel Z275 0.58 mm thick Klip-Lok 700 profile roof sheeting complete with all fixings, flashing, side cladding as indicated on the typical detail drawings. The new lightweight steel roof structure to be designed and supplied by a lightweight steel specialist manufacturer. Complete with design, supply and installation according to drawings. a) Design and supply all labour, plant and material to construct the roof complete with roof covering, flashing, bended drip and lightweight steel roof structure				
Total Carried Forward To Summary						

Tender No: WB 02/2025 Section 1

WILLIAM HUMPHREYS ART GALLERY: ALTERATIONS TO EXISTING BUILDING - ROOF

REMEDIAL WORK

Schedule of Quantities

SECTION B : CONTINGENCIES

ITEM NO	PAYMENT	DESCRIPTION	UNIT	QTY	RATE	AMOUNT R
C.1		<u>SECTION B: CONTINGENCIES</u> Provide an amount that can be used in total or partially to cover for unforeseen or additional work as instructed in writing by the Engineer. This amount will be deducted from the contract amount should it not be required. Amount = 0,10 (Sum of Section A) = 0,10 x R..... Amount = R.....	%	10		
Total Carried Forward To Summary						

Tender No: WB 02/2025 Section 1

WILLIAM HUMPHREYS ART GALLERY: ALTERATIONS TO EXISTING BUILDING - ROOF
REMEDIAL WORK

Schedule of Quantities

SUMMARY OF SECTIONS		AMOUNT R
SECTION	DESCRIPTION	
	SECTION A: PRELIMINARY AND	
	SECTION B: ROOF REMEDIAL WORK	
	SECTION C: CONTINGENCIES	

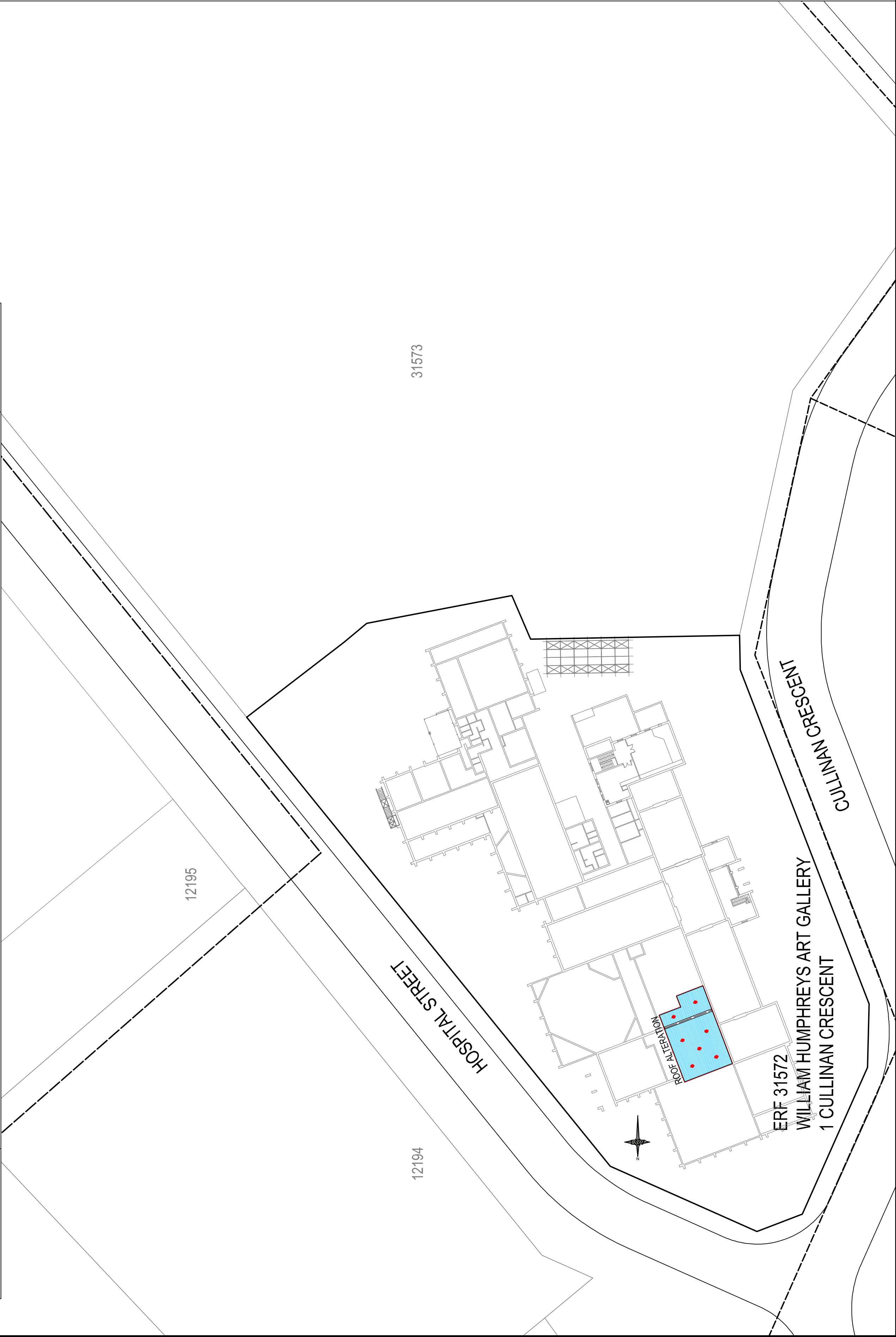
Total Carried Forw Total Carried Forward To Summary Of Schedules

KIMBERLEY NORTHERN CAPE

6247 WHAG - ALTERATION TO ROOF


STRUCTURAL DRAWINGS

DRAWING NO.	DESCRIPTION	REVISION
6247/S/001	DRAWING LIST AND GENERAL NOTES	
6247/S/S/L/001	ROOF ALTERATIONS	



NOTE/NOTA :	A	BEFORE CONTRACT COMMENCES. VOOR KONTRAKT IN AANVAING NEEM.	NO. NR.	DATE DATUM	AMENDMENTS WYSIGINGS
NO DIMENSIONS ARE TO BE SCALED OFF ANY DRAWINGS. ALL DIMENSIONS ARE TO BE RATIFIED ON SITE PRIOR TO ANY CONSTRUCTION.	A1	N/A KONTRAKT IN AANVAING GENEEM HET.		.	.
GEEN AFMETINGS MAG VAN TEKENINGE GEBRUIK MAKEN. ALLE AFMETINGS MUST WORD TEGENIN AANGEGAAN WORD VOOR KONSTRUKSIE.		COPYRIGHT IS VESTED IN MVD KALAHARI IN TERMS OF THE COPYRIGHT ACT (ACT 96 OF 1978) Outeursreg is gevestig in Mvd Kalahari, kragtens die wet op Outeursreg. (Wet 96 van 1978)			

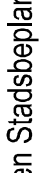
MVD Kalahari
Consulting Engineers and Town Planning/Raadgevende Ingenieurs en Stadsbeplanning.



Du Toitsrand 1485 / Du Toitsrand Road
Postbus P.O. Box 580, Kimberley 6300
Tel: (053) 831 188/90

E-Mail: admin@mvdkalahari.co.za
www.mvdgroup.co

CESA
Consulting Engineers South Africa
Level 1-BBEE Contributor



DESIGN ONTWERP	J.A. DU PLESSIS
DRAWN GETEKEN	C.P. MUNDAY
CHECKED NAGEGAAN	L.C. KING
CLIENT KLENT	WHAG
DATE DATUM	SEPTEMBER 2024

WILLIAM HUMPHREYS ART GALLERY
ALTERATION TO ROOF

CLIENT/KLIENT

WILLIAM HUMPHREY ART GALLERY

W/TEKENING BESKRYWING
DRAWING LIST, SITE LAYOUT
AND GENERAL NOTES

PAPER SIZE/PAPIER GROOTTE	SCALE/SKAAL	DRAWING No./TEKENING Nr.	REV No.
A1	A.S.	6247/S/001	

FOR APPROVAL

GENERAL NOTES:

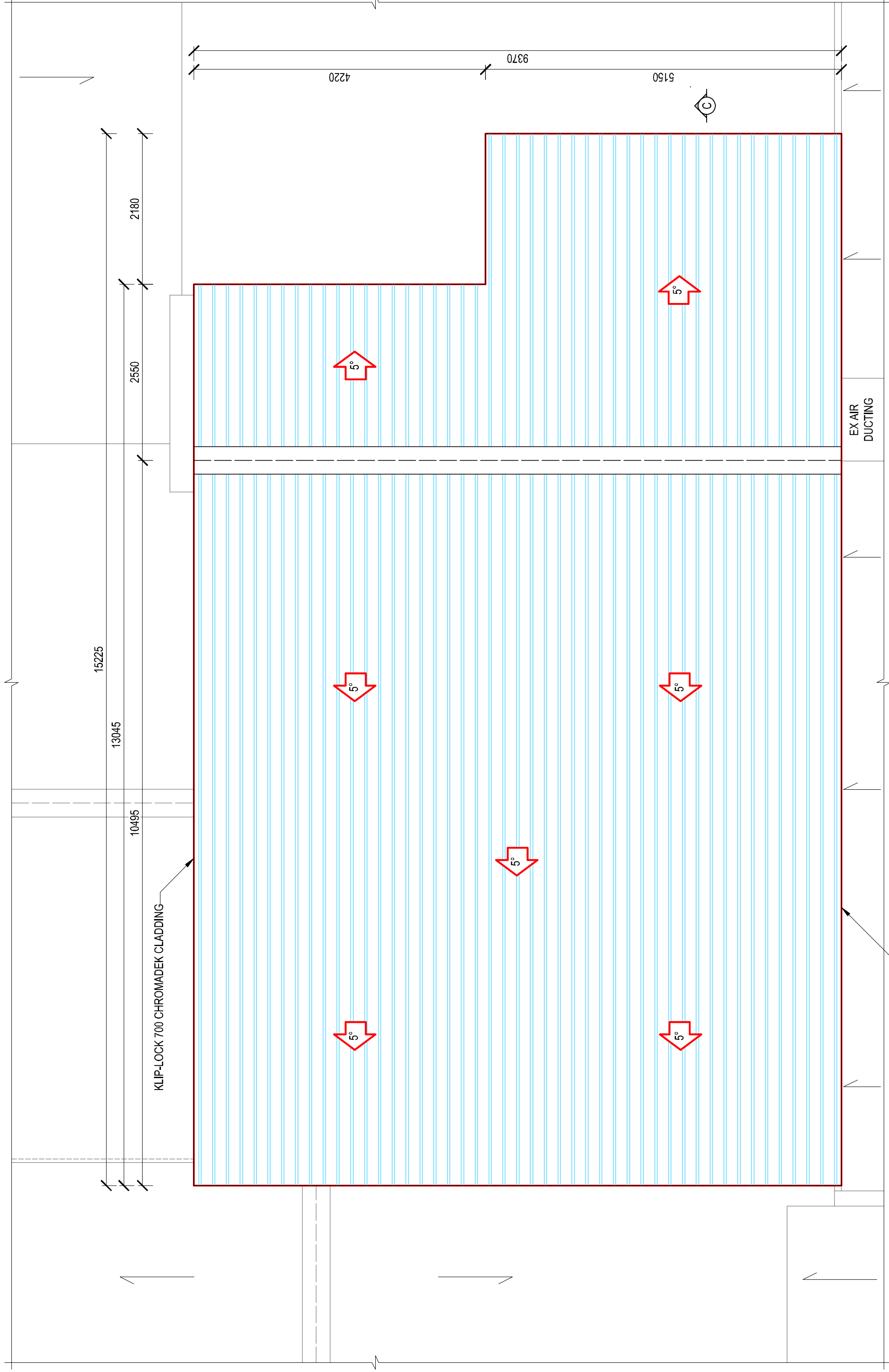
1. FOUNDATIONS:
 - 1.1 DEPTHS OF ALL BASES AND STRIPFOOTINGS SHALL BE DETERMINED AND APPROVED SITE BY THE ENGINEER IN WRITING PRIOR TO CONCRETING.
 - 1.2 ALL CONCRETE SHALL BE PLACED TO A MINIMUM OF 150mm BELOW THE LEAST 50mm AND NOT MORE THAN 250mm THICK.
 - 1.3 SAFE BEARING CAPACITY OF GROUND 100kPa.
2. CONCRETE:
 - 2.1 PRESCRIBED MIX 10/19 IN BLINDING LAYERS.
 - 2.2 PRESCRIBED MIX 20/19 IN WALL STRIPFOOTINGS.
 - 2.3 STRENGTH MIX CONCRETE:
 - 2.3.1 CLASS 30/19 IN BASES, COLUMNS AND FLOOR SLABS.
 - 2.3.2 CLASS 30/19 IN WALLS.
 - 2.3.3 CLASS 30/19 IN ALL OTHER EXPOSED SURFACES (UNLESS OTHERWISE STATED), INCLUDING LINKS, SHALL BE:
 - 2.4.1 COLUMN BASES: 50mm
 - 2.4.2 TO LONGITUDINAL BARS IN COLUMNS: 40mm
 - 2.4.3 TO LONGITUDINAL BARS IN WALLS: 25mm (LESS THAN 100mm DIAMETER OF THICKEST BAR); 25mm
 - 2.4.4 SLABS, WALLS AND RISERS (OR DIAMETER OF THICKEST BAR); 20mm
 - 2.4.5 CONCRETE EXPOSED TO WEATHER: 50mm
 - 2.4.6 ALL OTHER REINFORCED CONCRETE WORK: 20mm
 - 2.5 ALL REINFORCED CONCRETE WORK SHALL BE CARRIED OUT IN ACCORDANCE WITH THE FOLLOWING TEST ISSUES OF SANS 2008-1-2009, SANS 2009-1-2009, SANS 2009-2-2009, SANS 2009-3-2009, SANS 2009-4-2009, SANS 2009-5-2009, SANS 2009-6-2009, SANS 2009-7-2009, SANS 2009-8-2009, SANS 2009-9-2009, SANS 2009-10-2009, SANS 2009-11-2009, SANS 2009-12-2009, SANS 2009-13-2009, SANS 2009-14-2009, SANS 2009-15-2009, SANS 2009-16-2009, SANS 2009-17-2009, SANS 2009-18-2009, SANS 2009-19-2009, SANS 2009-20-2009, SANS 2009-21-2009, SANS 2009-22-2009, SANS 2009-23-2009, SANS 2009-24-2009, SANS 2009-25-2009, SANS 2009-26-2009, SANS 2009-27-2009, SANS 2009-28-2009, SANS 2009-29-2009, SANS 2009-30-2009, SANS 2009-31-2009, SANS 2009-32-2009, SANS 2009-33-2009, SANS 2009-34-2009, SANS 2009-35-2009, SANS 2009-36-2009, SANS 2009-37-2009, SANS 2009-38-2009, SANS 2009-39-2009, SANS 2009-40-2009, SANS 2009-41-2009, SANS 2009-42-2009, SANS 2009-43-2009, SANS 2009-44-2009, SANS 2009-45-2009, SANS 2009-46-2009, SANS 2009-47-2009, SANS 2009-48-2009, SANS 2009-49-2009, SANS 2009-50-2009, SANS 2009-51-2009, SANS 2009-52-2009, SANS 2009-53-2009, SANS 2009-54-2009, SANS 2009-55-2009, SANS 2009-56-2009, SANS 2009-57-2009, SANS 2009-58-2009, SANS 2009-59-2009, SANS 2009-60-2009, SANS 2009-61-2009, SANS 2009-62-2009, SANS 2009-63-2009, SANS 2009-64-2009, SANS 2009-65-2009, SANS 2009-66-2009, SANS 2009-67-2009, SANS 2009-68-2009, SANS 2009-69-2009, SANS 2009-70-2009, SANS 2009-71-2009, SANS 2009-72-2009, SANS 2009-73-2009, SANS 2009-74-2009, SANS 2009-75-2009, SANS 2009-76-2009, SANS 2009-77-2009, SANS 2009-78-2009, SANS 2009-79-2009, SANS 2009-80-2009, SANS 2009-81-2009, SANS 2009-82-2009, SANS 2009-83-2009, SANS 2009-84-2009, SANS 2009-85-2009, SANS 2009-86-2009, SANS 2009-87-2009, SANS 2009-88-2009, SANS 2009-89-2009, SANS 2009-90-2009, SANS 2009-91-2009, SANS 2009-92-2009, SANS 2009-93-2009, SANS 2009-94-2009, SANS 2009-95-2009, SANS 2009-96-2009, SANS 2009-97-2009, SANS 2009-98-2009, SANS 2009-99-2009, SANS 2009-100-2009, SANS 2009-101-2009, SANS 2009-102-2009, SANS 2009-103-2009, SANS 2009-104-2009, SANS 2009-105-2009, SANS 2009-106-2009, SANS 2009-107-2009, SANS 2009-108-2009, SANS 2009-109-2009, SANS 2009-110-2009, SANS 2009-111-2009, SANS 2009-112-2009, SANS 2009-113-2009, SANS 2009-114-2009, SANS 2009-115-2009, SANS 2009-116-2009, SANS 2009-117-2009, SANS 2009-118-2009, SANS 2009-119-2009, SANS 2009-120-2009, SANS 2009-121-2009, SANS 2009-122-2009, SANS 2009-123-2009, SANS 2009-124-2009, SANS 2009-125-2009, SANS 2009-126-2009, SANS 2009-127-2009, SANS 2009-128-2009, SANS 2009-129-2009, SANS 2009-130-2009, SANS 2009-131-2009, SANS 2009-132-2009, SANS 2009-133-2009, SANS 2009-134-2009, SANS 2009-135-2009, SANS 2009-136-2009, SANS 2009-137-2009, SANS 2009-138-2009, SANS 2009-139-2009, SANS 2009-140-2009, SANS 2009-141-2009, SANS 2009-142-2009, SANS 2009-143-2009, SANS 2009-144-2009, SANS 2009-145-2009, SANS 2009-146-2009, SANS 2009-147-2009, SANS 2009-148-2009, SANS 2009-149-2009, SANS 2009-150-2009, SANS 2009-151-2009, SANS 2009-152-2009, SANS 2009-153-2009, SANS 2009-154-2009, SANS 2009-155-2009, SANS 2009-156-2009, SANS 2009-157-2009, SANS 2009-158-2009, SANS 2009-159-2009, SANS 2009-160-2009, SANS 2009-161-2009, SANS 2009-162-2009, SANS 2009-163-2009, SANS 2009-164-2009, SANS 2009-165-2009, SANS 2009-166-2009, SANS 2009-167-2009, SANS 2009-168-2009, SANS 2009-169-2009, SANS 2009-170-2009, SANS 2009-171-2009, SANS 2009-172-2009, SANS 2009-173-2009, SANS 2009-174-2009, SANS 2009-175-2009, SANS 2009-176-2009, SANS 2009-177-2009, SANS 2009-178-2009, SANS 2009-179-2009, SANS 2009-180-2009, SANS 2009-181-2009, SANS 2009-182-2009, SANS 2009-183-2009, SANS 2009-184-2009, SANS 2009-185-2009, SANS 2009-186-2009, SANS 2009-187-2009, SANS 2009-188-2009, SANS 2009-189-2009, SANS 2009-190-2009, SANS 2009-191-2009, SANS 2009-192-2009, SANS 2009-193-2009, SANS 2009-194-2009, SANS 2009-195-2009, SANS 2009-196-2009, SANS 2009-197-2009, SANS 2009-198-2009, SANS 2009-199-2009, SANS 2009-200-2009, SANS 2009-201-2009, SANS 2009-202-2009, SANS 2009-203-2009, SANS 2009-204-2009, SANS 2009-205-2009, SANS 2009-206-2009, SANS 2009-207-2009, SANS 2009-208-2009, SANS 2009-209-2009, SANS 2009-210-2009, SANS 2009-211-2009, SANS 2009-212-2009, SANS 2009-213-2009, SANS 2009-214-2009, SANS 2009-215-2009, SANS 2

3. REINFORCEMENT:
 - 3.1 ALL REINFORCEMENT STEEL SHALL BE WIRE-BRUSHED AND KEPT CLEAN AND FREE OF ANY MILL-SCALE, RUST, OIL OR ANY OTHER SUBSTANCES.
 - 3.2 WELDING OF REINFORCING STEEL WILL NOT BE PERMITTED.
 - 3.3 ALL REINFORCING STEEL, FIXED IN POSITION ON SITE SHALL BE APPROVED BY THE ENGINEER PRIOR TO CONCRETING.
 - 3.4 LEGEND FOR POSITION OF REINFORCEMENT:
 - T1 : HIGHEST OF THE TOP LAYERS
 - B1 : SECOND HIGHEST OF THE TOP LAYERS
 - B2 : LOWEST OF THE BOTTOM LAYERS
 - NFI : SECOND INNER OF THE BOTTOM LAYERS
 - NFO : NEAR FACE OUTER
 - FFI : FAR FACE INNER
 - FFO : FAR FACE OUTER
 - EFI : EACH FACE INNER
 - EFO : EACH FACE OUTER
 - T : TOP
 - B : BOTTOM
 - EW : EACH WAY
 - EF : EACH FACE
 - FF : FAR FACE
 - NF : NEAR FACE
 - BF : BOTH FACE
 - ABR : ALTERNATE BARS REVERSED
 - ALT : ALTERNATIVE
 - TOG : TOGETHER
 - 3.5 STEEL REINFORCEMENT TO COMPLY WITH SANS 920. MILD STEEL BARS SHALL BE PLAIN AND HIGH TENSILE BARS DEFORMED.
 - 3.6 MILD STEEL BARS ARE IDENTIFIED BY A CAPITAL "R" AND HIGH TENSILE STEEL BARS BY A CAPITAL "Y" PREFIXED TO THE DIAMETER.
 - 3.7 REINFORCING STEEL SHALL BE IN ACCORDANCE WITH SANS 282.
 - 3.8 ALL BARS SHALL BE BEND COLD.
 - 3.9 WELDING SHALL NOT BE PERMITTED FOR MILD STEEL OR HIGH TENSILE STEEL BARS.
 - 3.10 RADIUS OF ALL BENDS ARE STANDARD UNLESS "Y" GIVEN ON THE BENDING SCHEDULE.
 - 3.11 DIMENSIONS ALL EXTERNAL (ALSO STIRRUPS).
 - 3.12 REINFORCING STEEL SHALL BE IDENTIFIED BY A CAPITAL "R" AND HIGH TENSILE STEEL BARS BY A CAPITAL "Y" PREFIXED TO THE DIAMETER.
 - 3.13 USE SHAPE CODE 'W' FOR ALL OTHER SHAPES AND GIVE A DIMENSIONED SKETCH OF THE BAR ON THE BENDING SCHEDULE.
4. FORMWORK:
 - 4.1 FORMWORK SHALL BE ERECTED AND FIXED IN AN APPROVED MANNER AND SHALL BE INSPECTED BY THE ENGINEER PRIOR TO CONCRETING.
 - 4.2 STRIPPING TIMES OF THE FORMWORK SHALL BE TO THE ENGINEERS SITE INSTRUCTIONS.
 - 4.3 APPROVAL OF FORMWORK BY THE ENGINEER SHALL NOT IN ANY WAY RELIEVE THE CONTRACTOR OF HIS RESPONSIBILITY FOR CARE OF FORMWORK.
 - 4.4 FORMWORK TO BE RIGIDLY CONSTRUCTED TO THE EXACT DIMENSIONS OF CONCRETE MEMBERS UNLESS OTHERWISE SHOWN.

5. STRUCTURAL STEELWORK

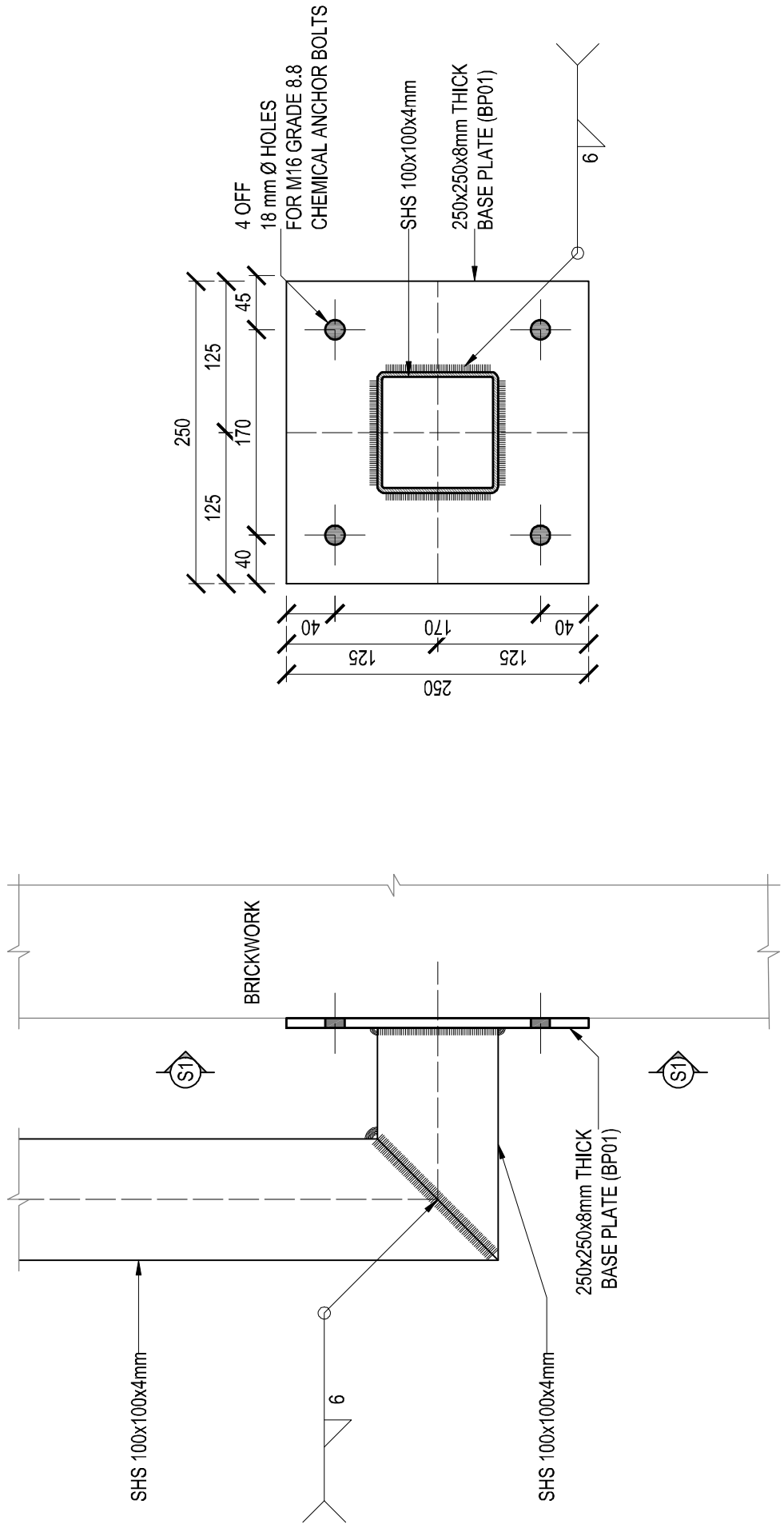
- | | |
|---------|--|
| 5.1 | DESIGN |
| 5.1.1 | ALL STRUCTURAL STEEL GRADE S355JR ACCORDING TO SANS 50025 / EN 10025. |
| 5.1.2 | MEMBERS ARE DESIGNED TO THE REQUIREMENTS OF SANS 10162 (LATEST EDITION). |
| 5.1.3 | STEEL WORK GENERALLY OF WELDED CONSTRUCTION WITH SITE CONNECTIONS BOLTED. |
| 5.1.4 | ALL HOLES 18mm DIA. FOR M16 BOLTS.U.O.S. |
| 5.1.5 | ALL BOLTS NUTS AND WASHERS TO BE GRADE 8.8.U.O.S. |
| 5.1.6 | ALL GUSSETS EX 6 PLATESU.O.S. |
| 5.1.7 | ALL GUSSETS TO BE CONTINUOUS FILLET WELDS 8mm THICKNESS WELDED TO.U.O.S. |
| 5.1.8 | THICKNESS WELDED TO.U.O.S. |
| 5.1.9 | FRICITION TYPE CONNECTIONS: |
| 5.1.10 | FRICITION GRIP BOLTS TO BE GRADE 10.9S WHERE SPECIFIED. |
| 5.1.11 | NUTS FOR FRICITION GRIP BOLTS TO BE GRADE 10S ONLY. |
| 5.1.12 | FRICITION TO BE OBTAINED BY TURNING THE NUT AND NOT THE BOLT. |
| 5.1.13 | FRICITION GRIP SURFACES TO BE PRE-PANED WITH INORGANIC ZINC ONLY. |
| 5.1.14 | PAINTWORK TO BE DONE AFTER THE FRICITION SURFACES ARE PREPARED. |
| 5.1.15 | ALL STEELWORK SHALL BE SUPPLIED, FABRICATED, DELIVERED AND ERECTED IN ACCORDANCE WITH SABS 1200H AND SANS 10162. AMENDED AS FOLLOWS: |
| 5.2.1.1 | CLAUSE 5.1.2 SHALL BE APPLICABLE (CONTRACTOR PROVIDES WORKSHOP DETAILS) |
| 5.2.1.2 | DELETE CLAUSE 5.1.3 (ENGINEER PROVIDES WORKSHOP DETAILS) |
| 5.2.2 | WORKSHOP DRAWINGS BY ENGINEER |
| 5.2.3 | CONNECTION DETAILS TO BE APPROVED BY THE ENGINEER BEFORE SHOP DETAILS ARE SUBMITTED FOR APPROVAL. |
| 5.2.4 | MINIMUM EDGE DISTANCE TO BOLTS TO BE 1,75 TIMES BOLT DIAMETER U.O.S. |
| 5.2.5 | MINIMUM BOLT SPACING TO BE 2,27 TIMES BOLT DIAMETER U.O.S. |
| 5.2.6 | CUTTING OF STEELWORK SHALL ONLY BE DONE BY A MACHINE SAW-CUT PROCESS. |
| 5.2.7 | THE USE OF OXY-ACETYLENE OR ANY OTHER HAND FLAME CUTTING PROCESS SHALL NOT BE PERMITTED. ALL EDGES OF CUT STEELWORK SHALL BE NEATLY "DRESSED" TO A CLEAN FINISH BY THE REMOVAL OF BURNS AND SHARP EDGES. |
| 5.2.8 | ALL STEELWORK SHALL NOT BE PERMITTED |
| 5.2.9 | STRUCTURAL STEEL TO BE INSPECTED IN WORKSHOP BY ENGINEER. CONTRACTOR SHALL NOTIFY ENGINEER OF INSPECTION. |
| 5.2.10 | BEFORE COMMENCING ERECTION OF STEELWORK ON SITE, THE CONTRACTOR SHALL SUBMIT TO THE ENGINEER FOR HIS GENERAL SCRUTINY AND INFORMATION, FULL DETAILS OF THE ERECTION PROCEDURE AND METHODS OF ERECTION. |
| 5.2.11 | CONTRACTOR TO ENSURE THE STABILITY AND SAFE ERECTION OF THE STRUCTURE, AND TO PROVIDE ALL NECESSARY BRACING TO ENABLE HIM TO DO SO, SUCH BRACING TO BE INDICATED ON THE ERECTION GENERAL DRAWING. |
| 5.2.12 | PURLINS TO SPAN ACROSS TWO SPANS CONTINUOUSLY MINIMUM, AND ALL PURLINS SPACES TO BE STAGGERED. |
| 5.3 | CORROSION PROTECTION: |
| 5.3.1 | PAINTWORK IN WORKSHOP: |
| 5.3.2 | A RED LEAD UNDER-COAT ACCORDING TO SABS 312 TYPE II GRADE II SHALL BE APPLIED TO A FINAL THICKNESS OF 25 MICRON. |
| 5.3.3 | AN INTERIM LAYER WHICH IS SATISFIABLE TO SABS 881 TYPE I SHALL BE APPLIED TO A FINAL THICKNESS OF 25 MICRON. |
| 5.3.4 | FINAL FINISHING LAYER: |
| 5.3.5 | A FINAL EMAMEL LAYER ACCORDING TO SABS 630 GRADE I SHALL BE APPLIED WITHIN 24 HOURS AFTER INTERIM LAYER HAS BEEN APPLIED TO A FINAL THICKNESS OF 25 MICRON (COLOUR AS INSTRUCTED). |
| 6. | <u>BRICKWORK:</u> |
| 6.1 | FIX WALLS TIES TO CONCRETE COLUMNS AND BUILD INTO BRICK WALLS BETWEEN EVERY 5th BRICK COURSE. |
| 6.2 | CONCRETE COLUMNS, WALLS AND THE UNDERSIDE OF RING BEAMS AND SLABS TO BE CAULKED TO THE SATISFACTION OF THE ENGINEER. |
| 7. | <u>LOADBEARING BRICKWORK:</u> |
| 7.1 | ALL LOADBEARING BRICKWORK TO BE CARRIED OUT IN ACCORDANCE WITH THE FOLLOWING: |
| 7.1.1 | CRUSHING STRENGTH OF BRICKS: 14MPa |
| 7.1.2 | MORTAR : CLASS I |
| 7.1.3 | BLOCK FORCE : EVERY 5TH COURSE.....U.O.S. |
| 7.2 | TWO LAYERS GALVANIZED SHEETING (MIN 2mm THICK) WITH LUBRICANT IN BETWEEN (MOLIBD ALLOY 777.2 NG) TO BE PLACED BETWEEN ALL BRICKWORK AND REINFORCED CONCRETE. |
| 8. | <u>STRUCTURAL TIMBER:</u> |
| 8.1 | ALL TIMBERWORK MUST CONFORM TO THE LATEST ISSUES OF SANS 1783 AS APPLICABLE. |
| 9. | <u>GENERAL:</u> |
| 9.1 | READ THIS PLAN IN CONJUNCTION WITH ALL THE RELEVANT DRAWINGS. |
| 9.2 | READ THIS PLAN IN CONJUNCTION WITH THE ARCHITECT'S DRAWINGS (IF APPLICABLE). |
| 9.3 | ALL DIMENSIONS IN MILLIMETRES. |
| 9.4 | CONSTRUCTION OF THIS SITE PRIOR TO THE COMMENCEMENT OF ANY WORK, AND THE ENGINEER MUST BE NOTIFIED IN CASE OF ANY DISCREPANCIES. |
| 9.5 | ALL DIMENSIONS AND LEVELS TO EXISTING STRUCTURE BE VERIFIED ON SITE PRIOR TO THE COMMENCEMENT OF ANY WORK, AND THE ENGINEER MUST BE NOTIFIED IN CASE OF ANY DISCREPANCIES. |
| 9.6 | ALL WORK MUST BE DONE IN ACCORDANCE TO SABS 1200 UNLESS OTHERWISE SPECIFIED. |
| 9.7 | THE ENGINEER WILL NOT BE HELD RESPONSIBLE FOR ANY WORK THAT DEVIATES FROM THE ENGINEERS' OR APPROVED WORKSHOP DRAWINGS. |

NOTE:
ALL DIMENSIONS TO BE CONFIRMED
ON SITE BEFORE CONSTRUCTION



ROOF LAYOUT

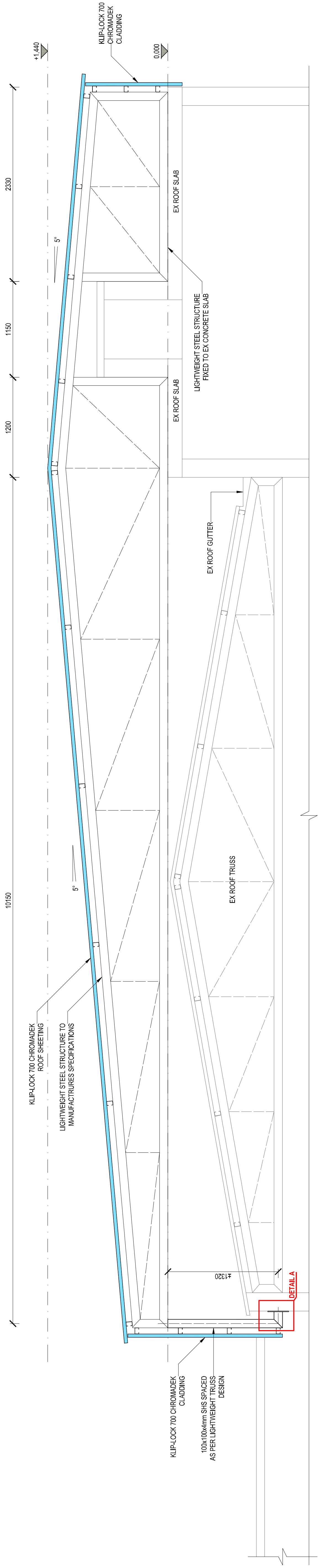
SCALE 1:50



ELEVATION VIEW
SCALE 1:25

SECTION S1-S1
SCALE 1:25

DETAIL A



SECTION C-C
SCALE 1:25

NOTE/NOTA : NO DIMENSIONS ARE TO BE SCALED OFF ANY DRAWINGS. ALL DIMENSIONS ARE TO BE RATIFIED ON SITE PRIOR TO ANY CONSTRUCTION.	A BEFORE CONTRACT COMMENCES. VOOR KONTRAK IN AANVANG NEM.	DATE DATUM	AMENDMENTS WYSIGINGS	MVD Kalahari Consulting Engineers and Town Planning/Raadgewende Ingenieurs en Stadsbeplanning.	  Du Toitspanweg 166 / Du Toitspan Road E-Mail: admin@mvdalahari.co.za Postbus P.O. Box 560, Kimberley 8300 www.mvdgroup.org Level 1 B-BBEE Contributor Tel: (053) 831 1889/90 <small>Consulting Engineers - South Africa</small>	DESIGN ONTWERP DRAWING GETEKEN CHECKED NAGEGAAN CLIENT KLENT DATE DATUM	J.A. DU PLESSIS C.P. MUNDAY L.C. KING WHAG SEPTEMBER 2024	PROJECT/PROEJ WILLIAM HUMPHREYS ART GALLERY ALTERATION TO ROOF	CLIENT/KLIENT WILLIAM HUMPHREY ART GALLERY DRAWING DESCRIPTION/TEKENING BESKRIVING ROOF ALTERATIONS	REV/No. PAPER SIZE/PAPIER GROOTTE A1 DRAWING NO./TEKENING Nr. 6247/S/S/L/001 SCALES/SKAAL A.S.

SECTION 2:

CONSTRUCTION OF CARPORTS

Project No: WB 02/2025 (6247)



WILLIAM HUMPHREYS ART GALLERY

BILL OF QUANTITIES

FOR

CONSTRUCTION OF CAR PORTS

SECTION 2 BILL 1

**MVD Kalahari Consulting Engineers and
Town Planners**

**186 du Toitspan Road
Kimberley
8301**

DATE: March 2025

Tender No WB 02/2025 Section 2

WILLIAM HUMPHREYS ART GALLERY: ALTERATIONS TO EXISTING BUILDING -
CONSTRUCTION OF CARPORTS AND PALISADE FENCING
Schedule of Quantities

SECTION A: CARPORTS

ITEM NO	PAYMENT	DESCRIPTION	UNIT	QTY	RATE	AMOUNT R
		<u>SECTION A: CARPORTS</u>				
	SANS 1200 DB	<u>EXISTING SERVICES</u>				
	DB 8.3.5	<u>Existing Services</u>				
B.1		a) Provision must be made to detect and protect existing services against damage irrespective the type of service..	No	1		
		b) Provision must be made to move existing services detected that are in the way of construction work.				
B.2		i) Electrical Services	No	1		
B.3		ii) Water pipes	No	1		
		c) Provision must be made to repair existing services damaged by construction which were not shown on drawings nor pointed out by the Engineer.				
B.4		i) Electrical Services	No	1		
B.5		ii) Water Pipes	No	1		
	SANS 1200 MJ	<u>60 mm BLOCK PAVING</u>				
B.6		Remove and store existing paving where bases needs to be casted and install after bases are casted.	m ²	18		
	SANS 1200 D	<u>EXCAVATIONS AND/OR BACKFILL (FOUNDATIONS)</u>				
		<u>Restricted Excavation</u>				
	D 8.3.3 (a)	Excavate for restricted foundations and concrete footings in all materials and use for backfill or embankment or dispose				
B.7		a) Column foundations to a depth of 350 mm or as instructed by Engineer.	m ³	7		
	SANS 1200 G	<u>CONCRETE</u>				
	G 8.4.1	<u>Prescribed mix concrete</u>				
Total Carried Forward						

Tender No WB 02/2025 Section 2

WILLIAM HUMPHREYS ART GALLERY: ALTERATIONS TO EXISTING BUILDING -
CONSTRUCTION OF CARPORTS AND PALISADE FENCING
Schedule of Quantities

SECTION A: CARPORTS

ITEM NO	PAYMENT	DESCRIPTION	UNIT	QTY	RATE	AMOUNT R
Brought Forward						
B.8		Provide, mix, place and curing of concrete. Minimum strength after 28 days as specified. Included steel and/or wood floating of concrete surfaces and shuttering complete.				
B.8		a) Column Bases 350 mm deep (Class 20 MPa/19 mm). Wood float.	m ³	7		
B.9		c) Mass Concrete under column bases Concrete Class 15 MPa/19 mm (Class shown on drawing)	m ²	1		
	SANS 1200 GA	<u>CONCRETE CUBES</u>				
B.10	GA 7.2.1	Make provision to make concrete cubes for testing. Sets of 6.	No	1		
		<u>ROOFING</u>				
B.11		a) Roof Covering				
B.11		Chromadek 0.6 mm roof sheeting complete with all fixings, flashing etc. (95 m ²)	Sum	1		
	SANS 1200 H	<u>STRUCTURAL STEEL</u>				
	H 8.3.1 & H 8.3.2 & H 8.3.3	<u>Supply and fabrication (Section 8.3.1), delivery (Section 8.3.2), erection (Section 8.3.3), including all welding, nuts, bolts, cleats, etc. complete:</u>				
B.12		a) Carport Support Columns				
B.12		1) 100 x 100 x 2.5 mm SHS (8 of - 3.0 m @ 7.68 kg/m)	kg	185		
B.13		2) 240 x 240 x 10 mm Base plate (8 of)	kg	37		
B.14		3) 120 x 90 x 6 mm Thick plates (8 of)	kg	5		
B.15		4) 215 x 90 x 6 mm Thick plates (8 of)	kg	8		
B.16		5) M16 Anchor bolt, nut and washer (32 of)	kg	13		
B.17		6) M12 Bolt, nut and washers 100 mm long (124 of)	kg	12		
B.18		7) Grout EMBECON Masterflow MB928 under base plates or similar approved. (25 mm dry-pack)	m ³	0.03		
Total Carried Forward						

Tender No WB 02/2025 Section 2

WILLIAM HUMPHREYS ART GALLERY: ALTERATIONS TO EXISTING BUILDING -
CONSTRUCTION OF CARPORTS AND PALISADE FENCING
Schedule of Quantities

SECTION A: CARPORTS

ITEM NO	PAYMENT	DESCRIPTION	UNIT	QTY	RATE	AMOUNT R
Brought Forward						
B.19		b) Carport Roof Structure 1) 200 x 75 x 20 x 2.5 mm CLC (24.0 m @ 7.25 kg/m)	kg	174		
B.20		2) 150 x 50 x 20 x 2 mm CLC (93.0 m @ 5.1 kg/m)	kg	475		
B.21		3) M16 treathed rod (20.0 m @ 1.58 kg/m)	kg	32		
B.22		4) 130 x 200 x 6 mm Thick plates	kg	8		
B.23		5) 110 x 90 x 6 mm Thick plates	kg	6		
B.24		6) 95 x 200 x 6 mm Thick plates	kg	6		
B.25		7) 150 x 200 x 6 mm Thick plates	kg	39		
B.26		8) M12 Bolt, nut and washers 50 mm long	kg	8		
B.27		9) 80 x 60 x 6 mm Angle (1.8 m @ 6.37 kg/m)	kg	12		
B.28		10) 125 x 75 x 8 mm Angle (1.8 m @ 12.2 kg/m)	kg	22		
	SANS 1200 HC	<u>Carport: Corrosion Protection</u>				
	HC 8.2.1 & HC 8.2.2 & HC 8.2.3 & HC 8.2.4	Corrosion protection as specified on drawing, including all nuts, bolts, cleats, etc. complete :				
		a) Carport Support Columns				
B.29		1) 100 x 100 x 2.5 mm SHS (12 of - 2.75 m @ 7.68 kg/m)	kg	185		
B.30		2) 240 x 240 x 10 mm Base plate (12 of)	kg	37		
B.31		3) 120 x 90 x 6 mm Thick plates (12 of)	kg	5		
B.32		4) 215 x 90 x 6 mm Thick plates (12 of)	kg	8		
B.33		5) M12 Bolt, nut and washers 100 mm long (72 of)	kg	12		
		b) Carport Roof Structure				
B.34		1) 200 x 75 x 20 x 2.5 mm CLC (35.4 m @ 7.25 kg/m)	kg	174		
Total Carried Forward						

Tender No WB 02/2025 Section 2

WILLIAM HUMPHREYS ART GALLERY: ALTERATIONS TO EXISTING BUILDING -
 CONSTRUCTION OF CARPORTS AND PALISADE FENCING
 Schedule of Quantities

SECTION A: CARPORTS

ITEM NO	PAYMENT	DESCRIPTION	UNIT	QTY	RATE	AMOUNT R
Brought Forward						
B.35		2) 150 x 50 x 20 x 2 mm CLC (123.6 m @ 5.1 kg/m)	kg	475		
B.36		3) M16 treathed rod (29.76 m @ 1.58 kg/m)	kg	32		
B.37		4) 130 x 200 x 6 mm Thick plates	kg	8		
B.38		5) 110 x 90 x 6 mm Thick plates	kg	6		
B.39		6) 95 x 200 x 6 mm Thick plates	kg	6		
B.40		7) 150 x 200 x 6 mm Thick plates	kg	39		
B.41		8) M12 Bolt, nut and washers 50 mm long	kg	8		
B.42		9) 80 x 60 x 6 mm Angle (1.8 m @ 6.37 kg/m)	kg	12		
B.43		10) 125 x 75 x 8 mm Angle (1.8 m @ 12.2 kg/m)	kg	22		
Total Carried Forward To Summary						

Tender No WB 02/2025 Section 2

WILLIAM HUMPHREYS ART GALLERY: ALTERATIONS TO EXISTING BUILDING -
CONSTRUCTION OF CARPORTS AND PALISADE FENCING
Schedule of Quantities

SECTION B: PALISADE FENCING

ITEM NO	PAYMENT	DESCRIPTION	UNIT	QTY	RATE	AMOUNT R
		<u>SECTION B: PALISADE FENCING</u>				
	SANS 1200 DB	<u>EXISTING SERVICES</u>				
	DB 8.3.5	<u>Existing Services</u>				
C.1		a) Provision must be made to detect and protect existing services against damage irrespective the type of service..	No	1		
		b) Provision must be made to move existing services detected that are in the way of construction work.				
C.2		i) Electrical Services	No	1		
C.3		ii) Water pipes	No	1		
		c) Provision must be made to repair existing services damaged by construction which were not shown on drawings nor pointed out by the Engineer.				
C.4		i) Electrical Services	No	1		
C.5		ii) Water Pipes	No	1		
	SANS 1200 D	<u>EXCAVATIONS AND/OR BACKFILL (FOUNDATIONS)</u>				
		<u>Restricted Excavation</u>				
	D 8.3.3 (a)	Excavate for restricted foundations and concrete footings in all materials and use for backfill or embankment or dispose				
C.6		a) Column foundations to a depth of 350 mm or as instructed by Engineer.	m ³	3		
	SANS 1200 G	<u>CONCRETE</u>				
	G 8.4.1	<u>Prescribed mix concrete</u>				
		Provide, mix, place and curing of concrete. Minimum strength after 28 days as specified. Included steel and/or wood floating of concrete surfaces and shuttering complete.				
C.7		a) Column Bases 500 mm deep (Class 10 MPa/19 mm). Wood float.	m ³	7		
Total Carried Forward						

Tender No WB 02/2025 Section 2

WILLIAM HUMPHREYS ART GALLERY: ALTERATIONS TO EXISTING BUILDING -
CONSTRUCTION OF CARPORTS AND PALISADE FENCING
Schedule of Quantities

SECTION B: PALISADE FENCING

ITEM NO	PAYMENT	DESCRIPTION	UNIT	QTY	RATE	AMOUNT R
Brought Forward						
C.8	SANS 1200 GA	<u>CONCRETE CUBES</u>				
	GA 7.2.1	Make provision to make concrete cubes for testing. Sets of 6.	No	1		
	SANS 1200 H	<u>STRUCTURAL STEEL</u>				
	H 8.3.1 & H 8.3.2 & H 8.3.3	<u>Supply and fabrication (Section 8.3.1), delivery (Section 8.3.2), erection (Section 8.3.3), including all welding, nuts, bolts, cleats, etc. complete:</u>				
		a) Palisade Support Columns				
C.9		1) 76 x 76 x 2.5 mm SHS (20 of - 2.5 m @ 5.7 kg/m)	kg	285		
C.10		2) 150 x 150 x 5 mm Base plate (20 of)	kg	18		
C.11		3) Single swing gates as per detail	No	2		
C.12		4) Existing devils fork to be installed provided by client	No	20		
	SANS 1200 HC	<u>Palisade: Corrosion Protection</u>				
	HC 8.2.1 & HC 8.2.2 & HC 8.2.3 & HC 8.2.4	Corrosion protection as specified on drawing, including all nuts, bolts, cleats, etc. complete :				
		a) Palisade Support Columns				
C.13		1) 76 x 76 x 2.5 mm SHS (20 of - 2.5 m @ 5.7 kg/m)	kg	285		
C.14		2) 150 x 150 x 5 mm Base plate (20 of)	kg	18		
C.15		3) Single swing gates as per detail	No	2		
C.16		4) Existing devils fork to be installed provided by client	No	20		
Total Carried Forward To Summary						

Tender No WB 02/2025 Section 2

WILLIAM HUMPHREYS ART GALLERY: ALTERATIONS TO EXISTING BUILDING -
 CONSTRUCTION OF CARPORTS AND PALISADE FENCING
 Schedule of Quantities

SECTION C: CONTINGENCIES

ITEM NO	PAYMENT	DESCRIPTION	UNIT	QTY	RATE	AMOUNT R
D.1		<u>SECTION C: CONTINGENCIES</u> Provide an amount that can be used in total or partially to cover for unforeseen or additional work as instructed in writing by the Engineer. This amount will be deducted from the contract amount should it not be required. Amount = 0,10 (Sum of Section A & B) = 0,10 x R..... Amount = R.....	%	10		
Total Carried Forward To Summary						

Tender No WB 02/2025 Section 2

WILLIAM HUMPHREYS ART GALLERY: ALTERATIONS TO EXISTING BUILDING -
CONSTRUCTION OF CARPORTS AND PALISADE FENCING
Schedule of Quantities

SECTION	SUMMARY OF SECTIONS DESCRIPTION	AMOUNT R
	SECTION A: CARPORTS	
	SECTION B: PALISADE FENCING	
	SECTION C: CONTINGENCIES	

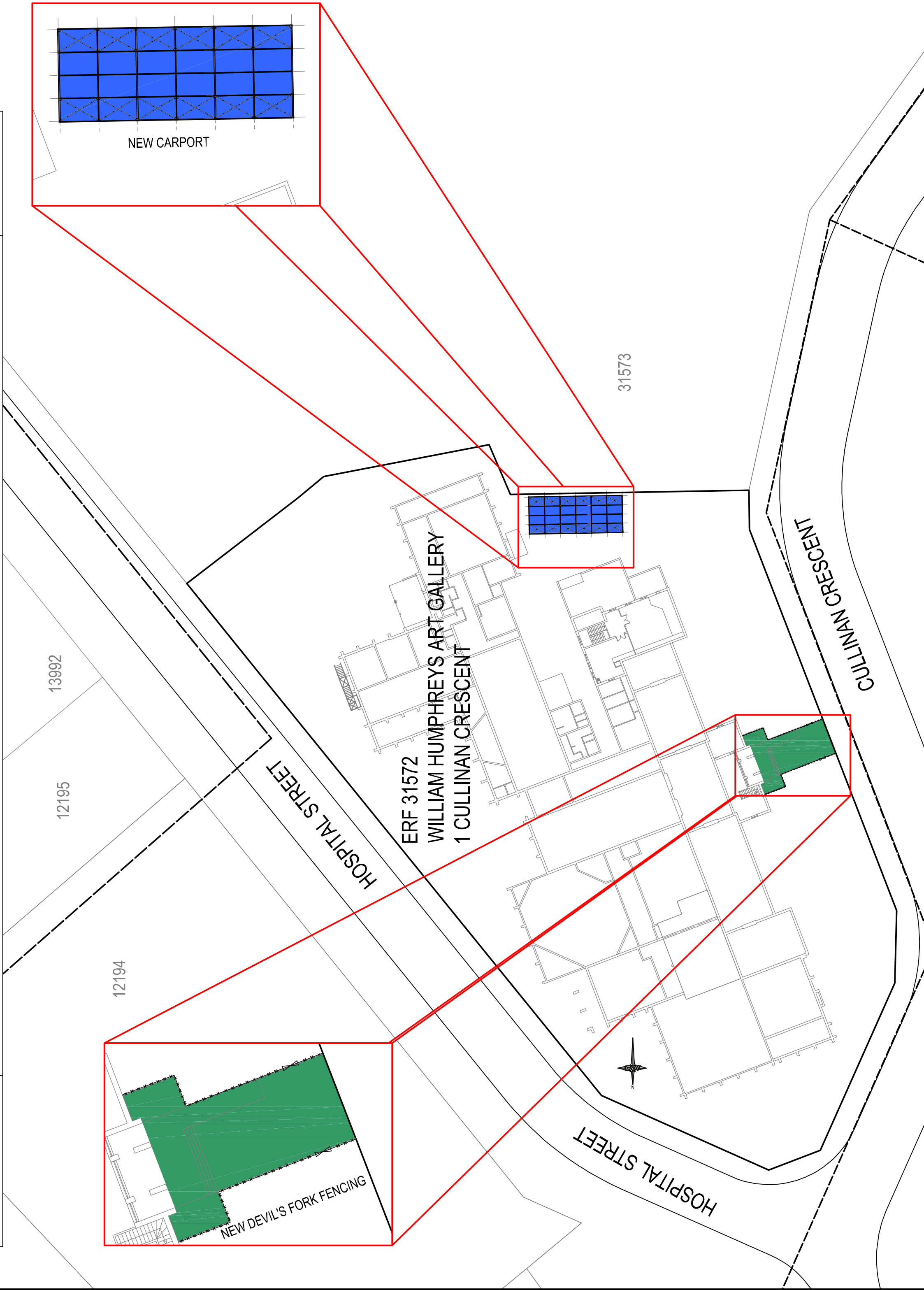
Total Carried Forw Total Carried Forward To Summary Of Schedules

KIMBERLEY NORTHERN CAPE

6247 WHAG - CONSTRUCTION OF CARPORT

STRUCTURAL DRAWINGS

DRAWING NO.	DESCRIPTION	REVISION
6247-02/S/001	DRAWING LIST, SITE LAYOUT AND GENERAL NOTES	
6247-02/S/S/L/001	CARPORT - COLUMN BASE AND STEEL ROOF LAYOUT	
6247-02/S/S/L/002	CARPORT - SECTIONS	
6247-02/S/S/L/003	ENTRANCE - FENCING LAYOUT	
6247-02/S/S/D/001	CONNECTION DETAILS - SHEET 1 OF 2	
6247-02/S/S/D/002	CONNECTION DETAILS - SHEET 2 OF 2	



GENERAL NOTES:

- 1.1 FOUNDATIONS:
- 1.1.1 DEPTHS OF ALL BASES AND STRIPFOOTINGS SHALL BE DETERMINED AND APPROVED ON SITE BY THE ENGINEER IN WRITING PRIOR TO CONCRETING.
- 1.1.2 ALL COLUMN BASES SHALL BE CAST ON A BLINDING LAYER OF AT LEAST 50mm AND NOT MORE THAN 250mm THICK.
- 1.3 SAFE BEARING CAPACITY OF GROUND 100kPa.

- 2. CONCRETE:
 - 2.2.1. PRESCRIBED MIX 10/19 IN BLINDING LAYERS.
 - 2.2.2. PRESCRIBED MIX 20/19 IN WALL STRIPFOOTINGS.
 - 2.3. STRENGTH MIX CONCRETE:
 - 2.3.1. CLASS 30/19 IN BASES, COLUMNS AND FLOOR SLABS.
 - 2.3.2. CLASS 30/19 IN BEAMS, SLABS AND WALLS.
 - 2.3.4. COVER TO REINFORCEMENT (UNLESS OTHERWISE STATED).

2.4.1 COLUMN BASES: 50mm
2.4.2 TO LONGITUDINAL BARS IN COLUMNS: 40mm
2.4.3 TO LONGITUDINAL BARS IN BEAMS (OR DIAMETER OF THICKEST BARY): 25mm
2.4.4 SLABS, WALLS AND RISERS (OR DIAMETER OF THICKEST BARY): 20mm
2.4.5 CONCRETE EXPOSED TO WEATHER: 50mm
2.4.6 ALL OTHER REINFORCED CONCRETE WORK: 20mm
2.5 ALL REINFORCED CONCRETE WORK SHALL BE CARRIED OUT IN ACCORDANCE WITH THE LATEST ISSUES OF SANS-10100 AND

2.6 ALL EXPOSED CONCRETE EDGES TO HAVE A 20mm CHAMFER.
2.7 NO CONCRETE MAY BE CAST WITHOUT THE PRIOR WRITTEN APPROVAL OF THE
2.8 EXCAVATIONS AND REINFORCEMENT BY THE ENGINEER.
2.9 REINFORCEMENT MUST BE SECURELY FIXED IN THE CORRECT POSITIONS
2.10 SUCH THAT DISPLACEMENT DOES NOT OCCUR DURING CASTING OF CONCRETE
2.11 IF ANY CONCRETE BLOCKS ARE USED AS SPACERS, THEY MUST BE OF AT LEAST
2.12 THE SAME STRENGTH AND DENSITY AS THE CONCRETE.
2.13 THE STRENGTH AND DENSITY OF THE CONCRETE MUST BE CONFIRMED TO SUB
2.14

4.7.11 OF SANS 2001 - CCI.

2.12.10 CONSTRUCTION JOINT POSITIONS TO BE APPROVED BY THE ENGINEER PRIOR TO CASTING.

2.12.11 WRITTEN PRIOR APPROVAL MUST BE OBTAINED FROM THE ENGINEER TO USE READY MIX CONCRETE, TO USE ADMIXTURES OR TO USE ANY CEMENT OTHER THAN PORTLAND CEMENT.

2.12 BUILDING TOLERANCES WITH RESPECT TO CONCRETE WORK TO BE IN ACCORDANCE WITH THE SUB-CLAUSE 4.7 WITH GRADE II DEGREE OF ACCURACY.

1.11 THE TOLERANCES SHOWN IN THE DRAWINGS SHALL BE IN ACCORDANCE WITH THE SUB-CLAUSE 4.7 WITH GRADE II DEGREE OF ACCURACY.

- 3.1.2.13 FINISHES TO EXPOSED CONCRETE TO BE "SMOOTH" (SANS 2001 - CC1, PAR. 4.7.1.2.1.13)
- 3.1.2.14 NO BRICKWORK MAY BE BUILT ON PROPPED CONCRETE.
- 3.1.2.15 CONCRETE MUST BE CURED FOR AT LEAST 7 (SEVEN) DAYS BY PREVENTING THE EVAPORATION OF MOISTURE FROM THE CONCRETE WITH AN APPROVED METHOD.
3. REINFORCEMENT:
 - 3.1 ALL REINFORCEMENT STEEL SHALL BE WIRE-BRUSHED AND KEPT CLEAN AND FREE OF ANY MILL-SCALE, RUST, OIL OR ANY OTHER.

3.2 DELETERIOUS COMPOUNDS.

3.3 WELDING OF REINFORCING STEEL WILL NOT BE PERMITTED.

3.4 ALL REINFORCING STEEL, FIXED IN POSITION ON SITE SHALL BE
WELDED TO THE REINFORCING STEEL OF THE ADJACENT STRUCTURING.

LEGEND FOR POSITION OF REINFORCEMENT:

T1	: HIGHEST OF THE TOP LAYERS
T2	: SECOND HIGHEST OF THE TOP LAYERS
B1	: LOWEST OF THE BOTTOM LAYERS
B2	: SECOND LOWEST OF THE BOTTOM LAYERS

NFI : NEAR FACE INNER
 NFO : NEAR FACE OUTER
 FFI : FAR FACE INNER
 FFO : FAR FACE OUTER
 EFI : EACH FACE INNER
 EFO : EACH FACE OUTER
 T : TOP
 B : BOTTOM
 EW : EACH WAY

FF : FAR FACE
NF : NEAR FACE
BF : BOTH FACE
ABR : ALTERNATE BARS REVERSED
ALT : ALTERNATIVE
STG : STAGGERED
TOG : TOGETHER

3.3.6 ALL STEEL BARS ARE IDENTIFIED BY A CAPITAL "R" AND HIGH TENSILE STEEL BARS BY A CAPITAL "Y" PREFIXED TO THE DIAMETER.
3.3.7 BENDING DIMENSIONS SHALL BE IN ACCORDANCE WITH SANS 282.
3.8 ALL BARS SHALL BE BEND COLD.
3.3.9 WELDING SHALL NOT BE PERMITTED FOR MILD STEEL OR HIGH TENSILE STEEL BARS.
3.3.10 RADIUS OF ALL BENDS ARE STANDARD UNLESS "Y" GIVEN ON THE BENDING SCHEDULE.
3.11 DIMENSIONS ALL EXTERNAL (ALSO STRIKUPS).

4.1 FORMWORK SHALL BE ERECTED AND FIXED IN AN APPROVED MANNER AND SHALL BE INSPECTED BY THE ENGINEER PRIOR TO CONCRETING.

4.2 THE TIMES OF THE FORMWORK, SHALL BE TO THE ENGINEERS, SITE INSPECTIONS.

3.1.3 USE SHAPE CODE 99 FOR ALL OTHER SHAPES AND GIVE A DIMENSIONED SKETCH OF THE BAR ON THE BENDING SCHEDULE.

4. FORMWORK:

4.3 APPROVAL OF FORMWORK BY THE ENGINEER SHALL NOT IN ANY WAY RELIEVE THE CONTRACTOR OF HIS RESPONSIBILITY FOR CARE OF THE WORKS.

4.4 FORMWORK TO BE RIGIDLY CONSTRUCTED TO THE EXACT DIMENSIONS OF CONCRETE MEMBERS UNLESS OTHERWISE SHOWN.

5. STRUCTURAL STEELWORK

5.1 DESIGN

5.1.1 ALL STRUCTURAL STEEL GRADE S355JR ACCORDING TO SANS 50025 / EN 10025.

5.1.2 MEMBERS ARE DESIGNED TO THE REQUIREMENTS OF SANS 10162 (LATEST EDITION).

5.1.3 STEELWORK GENERALLY OF WELDED CONSTRUCTION WITH SITE CONNECTIONS BOLTED:
ALL HOLES 16mm DIA. FOR M16 BOLTSU.O.S.
ALL GUSSET PLATESU.O.S.
ALL GUSSET EX PLATESU.O.S.
ALL WELDS TO BE CONTINUOUS FILLET WELDS 6mm
NOT EXCEEDING 0.7 TIMES THE THINNER MATERIAL

5.1.4 FRICTION TYPE CONNECTIONS:
5.1.4.1 FRICTION GRIP BOLTS TO BE GRADE 10.9S WHERE SPECIFIED.
5.1.4.2 NUTS FOR FRICTION GRIP BOLTS TO BE GRADE 10S ONLY.
5.1.4.3 FRICTION TO BE OBTAINED BY TURNING THE NUT AND NOT THE BOLT.
5.1.4.4 FRICTION GRIP SURFACES TO BE PREPARED WITH INORGANIC ZINC OIL.
5.2 FABRICATION AND ERECTION:
5.2.1 ALL STRUCTURAL STEEL TO BE SUPPLIED, FABRICATED, DELIVERED AND ERECTED IN ACCORDANCE WITH SABS 1200H AND SANS 10162.
5.2.2 WELDING TO BE IN ACCORDANCE WITH SABS 1200H AND SANS 10162.

5.2.1.1 CLAUSE 5.1.2 SHALL BE APPLICABLE CONTRACTOR PROVIDES WORKSHOP DETAILS
5.2.1.2 DELETE CLAUSE 5.1.3 (ENGINEER PROVIDES WORKSHOP DETAILS)
5.2.2 STEEL FABRICATION MAY NOT COMMENCE PRIOR TO APPROVAL OF WORKSHOP DRAWINGS BY ENGINEER.
5.2.3 ARE SUBMITTED FOR APPROVAL BY THE ENGINEER BEFORE SHOP DETAILS
5.2.4 MINIMUM EDGE DISTANCE TO BOLTS TO BE 1.75 TIMES BOLT DIAMETER U.O.S.
5.2.5 MINIMUM BOLT SPACING TO BE 2.75 TIMES BOLT DIAMETER U.O.S.
5.2.6 SITE WELDING SHALL NOT BE PERMITTED WITHOUT THE ENGINEERS APPROVAL.

5.2.7 CUTTING OF STEELWORK SHALL ONLY BE DONE BY A MACHINE SAWCUT / PROCESS. THE USE OF OXY-ACETYLENE OR ANY OTHER HAND FLAME CUTTING PROCESS SHALL BE STRICTLY FORBIDDEN. ALL EDGES OF CUT STEELWORK SHALL BE FINISHED BY GRINDING TO A CLEAN FINISH BY THE REMOVAL OF BURNS AND SHARP EDGES.

5.2.8 FLAME CUTTING OF HOLES WILL NOT BE PERMITTED.

5.2.9 STRUCTURAL STEEL TO BE INSPECTED IN WORKSHOP BY ENGINEER.

5.2.10 CONTRACTOR SHALL NOTIFY ENGINEER OF INSPECTION.

5.2.11 ERECTION PROCEDURE: SABS 1200H, CLAUSE 5.5.1 AMENDED AS FOLLOWS:

CONTRACTOR SHALL SUBMIT TO THE ENGINEER, FOR HIS GENERAL SCRUTINY AND INFORMATION, FULL DETAILS OF THE ERECTION PROCEDURE AND METHODS OF ERECTION.
CONTRACTOR TO ENSURE THE STABILITY AND SAFE ERECTION OF THE STRUCTURE, AND TO PROVIDE ALL NECESSARY BRACING TO ENABLE HIM TO DO SO. SUCH BRACING TO BE INDICATED ON THE ERECTION GENERAL ARRANGEMENT DRAWINGS.

5.3 CORROSION PROTECTION:
5.3.1 PAINTWORK IN WORKSHOP:
A RED LEAD UNDER-COAT ACCORDING TO SABS 312 TYPE II GRADE II SHALL BE APPLIED TO A FINAL THICKNESS OF 25 MICRON.
5.3.2 PAINTWORK AFTER ERECTION:
AN INTERIM LAYER WHICH IS SATISFIABLE TO SABS 681 TYPE I SHALL BE APPLIED TO A FINAL THICKNESS OF 25 MICRON.
5.3.3 FINAL FINISHING LAYER:
ACCORDING TO SABS 681 GRADE I SHALL BE

6. **BRICKWORK:**
 - 6.1 FIX WALL TIES TO CONCRETE COLUMNS AND BUILD INTO BRICK WALLS AT 915mm (36") SPACING.
 - 6.2 THE GAP BETWEEN TOP OF BRICK WALLS AND THE UNDERSIDE OF RING BEAMS SHALL BE FILLED WITH POLYSTYRENE INSULATION. THE JOINTS BETWEEN INSULATION SHALL BE CAULKED TO THE SATISFACTION OF THE ENGINEER.

7. **LOADBEARING BRICKWORK:**
 - 7.1 ALL LOADBEARING BRICKWORK TO BE CARRIED OUT IN ACCORDANCE WITH THE FOLLOWING INSTRUCTIONS:
 - 7.1.1 SET THE RELATIVE SANS WITH:
 - 7.1.1.1 POINTING STRENGTH OF BRICKS: 14MPa
 - 7.1.2 NORTH
 - 7.1.3 BRICKFORCE : CLASS
 - 7.2 TWO LAYERS GAU VANIZED SHIFTING (MIN 20mm THICK) WITH EVERY 5TH COURSE . I.U.O.S.

8. STRUCTURAL TIMBER:
8.1 ALL TIMBERWORK MUST CONFORM TO THE LATEST ISSUES OF SANS 1783 AS APPLICABLE.
9. GENERAL:

9.1 READ THIS PLAN IN CONJUNCTION WITH ALL THE RELEVANT DRAWINGS.
9.2 READ THIS PLAN IN CONJUNCTION WITH THE ARCHITECT'S DRAWINGS (IF APPLICABLE).
9.3 ALL DIMENSIONS IN MILLIMETRES.
9.4 ALL LEVELS TO BE VERIFIED ON SITE PRIOR TO THE
COMMENCEMENT OF ANY WORK, AND THE ENGINEER MUST BE NOTIFIED IN
CASE OF ANY DISCREPANCIES.
9.5 ALL DIMENSIONS AND LEVELS TO EXISTING STRUCTURE BE VERIFIED ON
SITE PRIOR TO THE COMMENCEMENT OF ANY WORK, AND THE ENGINEER MUST BE

9.6 ALL WORK MUST BE DONE IN ACCORDANCE TO SABS 1200 UNLESS OTHERWISE SPECIFIED.

9.7 THE ENGINEER WILL NOT BE HELD RESPONSIBLE FOR ANY WORK THAT DEVIATES FROM THE ENGINEERS - OR APPROVED WORKSHOP DRAWINGS.

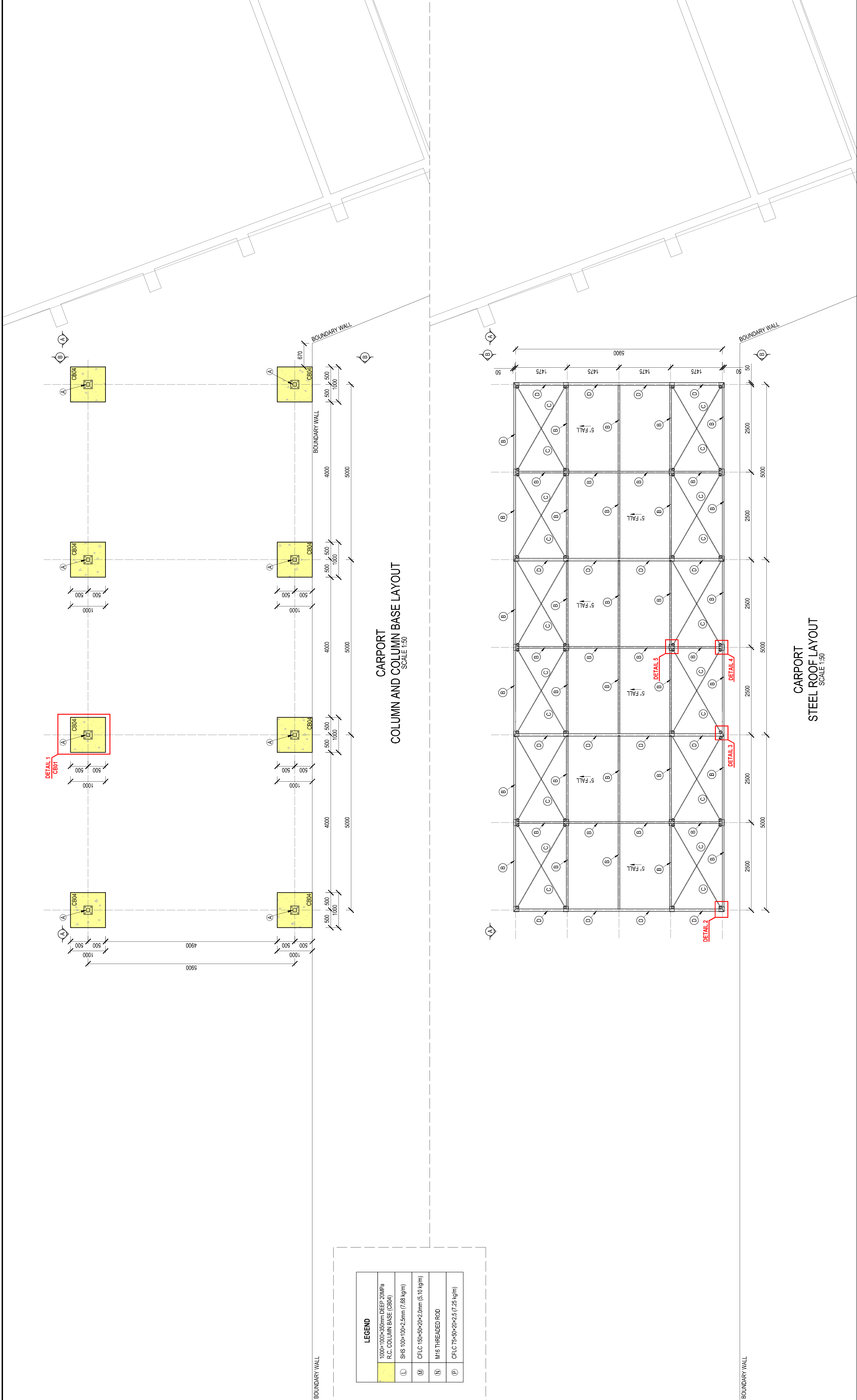
NOTE/NOTA : NO DIMENSIONS ARE TO BE SCALED OFF IN ANY DRAWINGS. ALL DIMENSIONS ARE TO BE RATIFIED ON SITE PRIOR TO ANY CONSTRUCTION.		BEFORE CONTRACT COMMENCES, VOOR KONTRAKT IN AANVANG NIEEM. AFTER CONTRACT HAS COMMENCED, NA KONTRAKT IN AANVANG GEHEEM HET.		DATE DATUM	AMENDMENT'S WYSIGINGS
SEEN AFMETINGS MAG VAN TEKENINGE GESKAAL 'WORD NIE. ALLE AFMETINGS MOET OP TERREIN NAGEGAAN WORD VOOR KONSTRUKSIE.		COPYRIGHT IS VESTED IN MVD KALAHARI IN TERMS OF THE COPYRIGHT ACT, (ACT '98 OF 1978) Outeursreg is gevestig in MVD KALAHARI, KRAGTENS DIE WET OP Outeursreg, (WET '98 VAN 1978)			

DESIGN ONTWERP	J.A. DU PLESSIS
DRAWN GETEKEN	C.P. MUNDAY
CHECKED NAGEGAAN	L.C. KING
CLIENT AUFENT	WHAG
DATE DATUM	SEPTEMBER 2024

PROJECT/PROJEK

WILLIAM HUMPHREYS ART GALLERY
CONSTRUCTION OF CARPORT

CLIENT/KLIENT	WILLIAM HUMPHREY ART GALLERY
DRAWING DESCRIPTION/TREKKENING BESCHRIJVING	DRAWING LIST, SITE LAYOUT AND GENERAL NOTES
PAPER SIZE/PAPIER GROOTTE	A1
SCALE/SCHAAL	1:500
DRAWING NO./TREKKENING Nr.	6247-02/S/001
REV. NO.	



LEGEND	
	1000x100x350mm DEEP 20MPa R.C. COLUMN BASE (CB04)
(L)	SHS 100x100x2.5mm (7.88 kg/m)
(M)	CFLC 150x50x20x2.0mm (5.10 kg/m)
(N)	M16 THREADED ROD
(P)	CFLC 75x50x20x2.5 (7.25 kg/m)

NOTE/NOTA :

NO DIMENSIONS ARE TO BE SCALED OFF
AS ALL DIMENSIONS ARE TO BE
TO BE RAIIFIED ON SITE PRIOR TO ANY
CONSTRUCTION.

BEFORE CONTRACT COMMENCES,
YOUR CONTRACT IN AANWANG NIEEM.
AFTER CONTRACT HAS COMMENCED,
A1 'N KONTRAK IN AANWANG GENEEM HET.

COPYRIGHT IS VESTED IN
MVD KALAHARI IN TERMS OF
THE COPYRIGHT ACT (ACT 98 OF 1978)
Outeursreg is gevestig in
MVD KALAHARI. KRAGTENS DIE
WET OP Outeursreg (WET 98 VAN 1978)

MVD Kalahari

Consulting Engineers and Town Planning/Raadgewende Ingenieurs en Stadsbeplanning.

Du Toitspanweg 186 / Du Toitspan Road | E-Mail: admin@mvdalahari.co.za
Pretoria / P.O. Box 580, Kimberley 8300 | www.mvdgroup.org
Tel: (053) 831 1889/90 | Level 1 B-BBEE Contributor

DESIGN
ONTWERP

DRAWN
GETEKEN

CHECKED
NAGEGAAN

CLIENT
KLIENT

DATE
DATUM

J.A. DU PLESSIS

C.P. MUNDAY

L.C. KING

WHAG

SEPTEMBER 2024

PROJECT/PROEJ

WILLIAM HUMPHREYS ART GALLERY
CONSTRUCTION OF CARPORT

CLIENT/KLIENT

WILLIAM HUMPHREY ART GALLERY

DRAWING DESCRIPTION/TEKENING BESKRIVING

CARPORT
COLUMN BASE AND STEEL ROOF LAYOUT

PAPER SIZE/PAPIER GROOTTE

SCALE/SKAAL

DRAWING NO./TEKENING N^o

REV. N^o

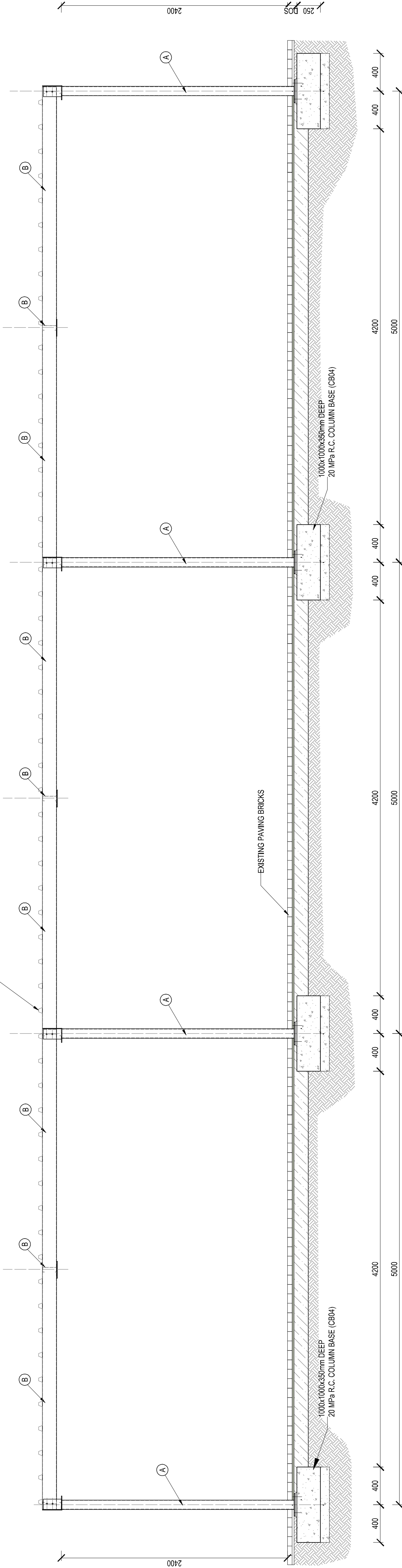
A1

A.S.

6247-02/S/S/L/001

FOR APPROVAL

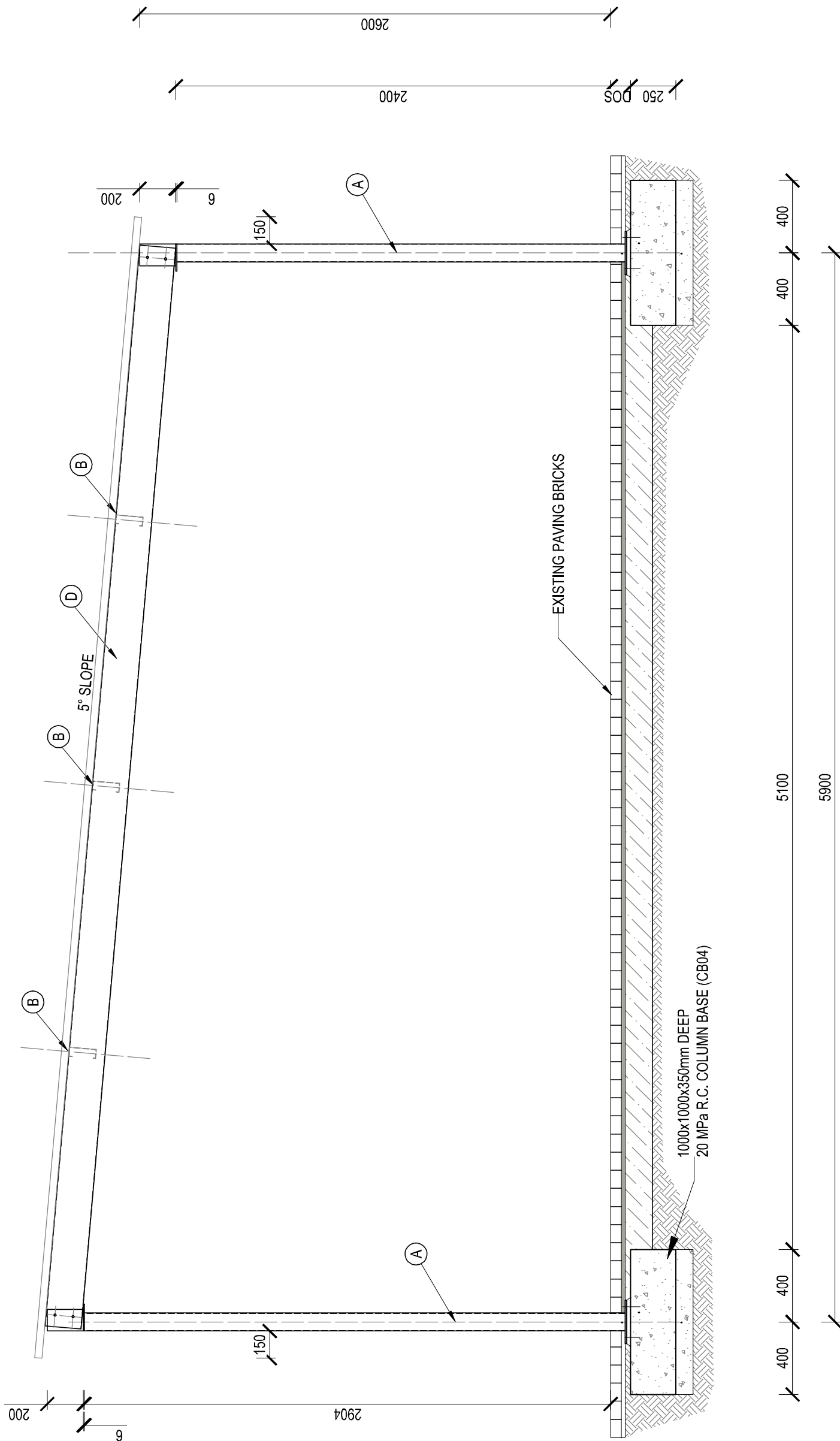
0.6mm IRR SHEETING WITH CHROMADEK FINISH AS PER MANUFACTURERS AND ARCHITECTS SPECIFICATIONS.
PITCH = 5°



SECTION A-A
SCALE 1:25

LEGEND	
	1000x1000x350mm DEEP 20MPa R.C. COLUMN BASE (CB04)
(L)	SHS 100x100x2.5mm (7.68 kg/m)
(M)	CFLC 150x50x20x2.0mm (5.10 kg/m)
(N)	M16 THREADED ROD
(P)	CFLC 75x50x20x2.5 (7.25 kg/m)

NOTES
ROOF SHEETING:
0.6mm IRR SHEETING WITH CHROMADEK FINISH AS PER MANUFACTURERS SPECIFICATIONS AND TO CLIENTS COLOUR.
PITCH = 5°
PAINT FINISH:
ALL STEELWORK TO BE CLEAN, DRY, FIRM AND DUST FREE.
APPLY ONE COAT PLASCON MERIT UNIVERSAL UNDERCOAT (UC1), WITH 2 COATS PLASCON GLOSS ENAMEL. PREPARATION AND PAINT APPLICATION TO MANUFACTURERS SPECIFICATIONS.
COLOUR: YH-02-1 ROCK OUTCROP.



SECTION B-B
SCALE 1:25

NOTE/NOTA :
NO DIMENSIONS ARE TO BE SCALED OFF
AS DIMENSIONS ARE TO BE VERIFIED ON SITE PRIOR TO ANY CONSTRUCTION.
GEEN AFMETINGS MAG VAN TEKENINGE GESKAAL. WORD NIE ALLE AFMETINGS MOET OP TERREIN NAGEGAAN WORD VOOR KONSTRUKSIE.

A BEFORE CONTRACT COMMENCES.
YOUR CONTRACT IN AANWAG NEEK.
AFTER CONTRACT HAS COMMENCED.
A1 NA KONTRAK IN AANWAG GENEEM HET.
COPYRIGHT IS TESTED IN
MVD KALAHARI IN TERMS OF
THE COPYRIGHT ACT (ACT 98 OF 1978)
OUTEURSREG IS GEVESTIG IN
MVD KALAHARI. KRAGTENS DIE
WET OP OUTEURSREG (WET 98 VAN 1978)

NO.	DATE	AMENDMENTS
NR.	DATUM	WYSIGINGS

MVD Kalahari

Consulting Engineers and Town Planning/Raadgewende Ingenieurs en Stadsbeplanning.

CESA

Consulting Engineers South Africa

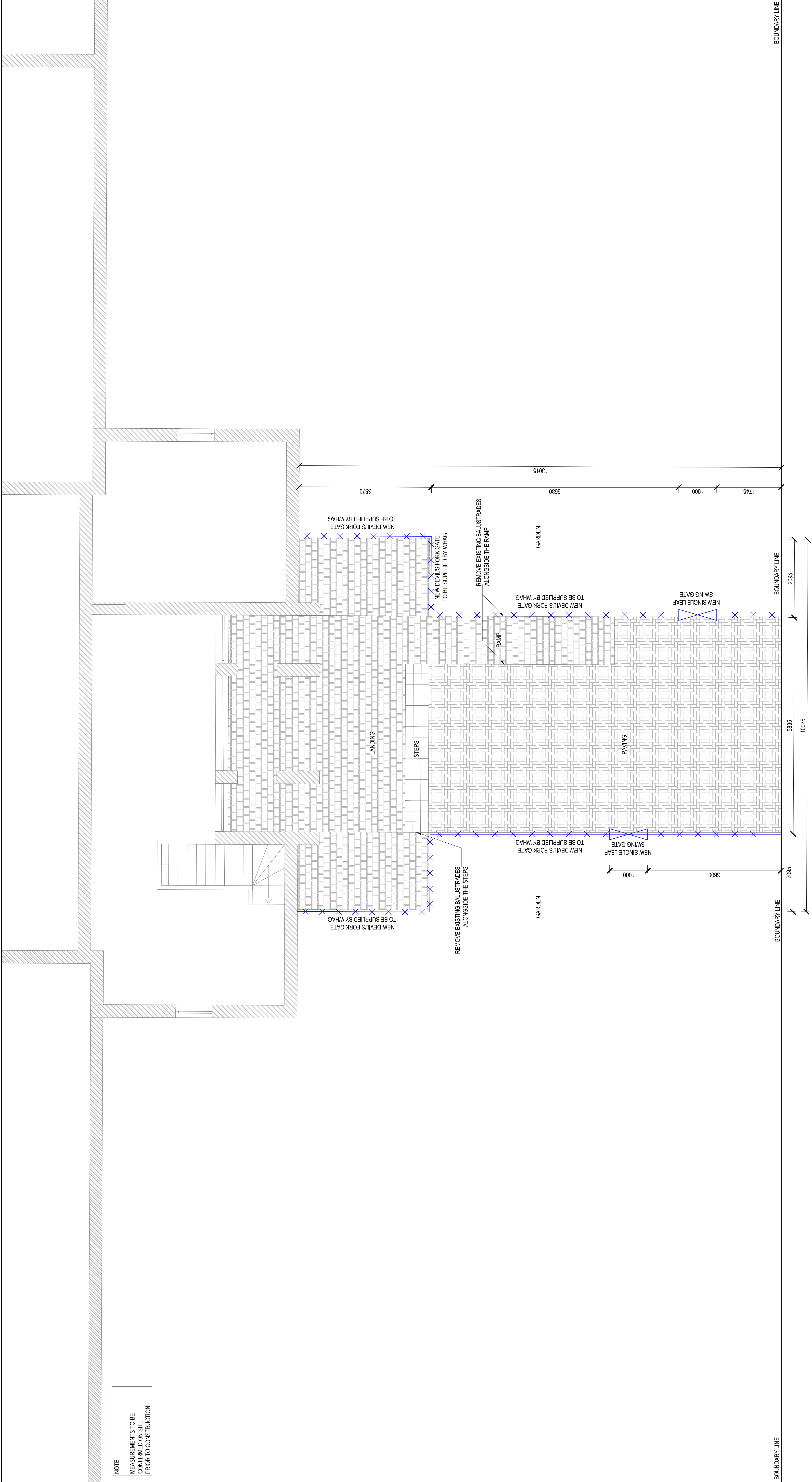
Du Toitspanweg 106 / Du Toitspan Road | E-Mail: admin@mvdalahari.co.za
Postbus / P.O. Box 580, Kimberley 8300 | www.mvdgroup.org
Tel: (053) 831 1889/90 | Level 1 B-BBEE Contributor

DESIGN	J.A. DU PLESSIS
ONTWERP	
DRAWN	C.P. MUNDAY
GETEKEN	
CHECKED	L.C. KING
NAGEGAAN	
CLIENT	WHAG
KLIENT	
DATE	SEPTEMBER 2024
DATUM	

PROJECT/PROEJ
WILLIAM HUMPHREYS ART GALLERY
CONSTRUCTION OF CARPORT

CLIENT/IENT	
WILLIAM HUMPHREY ART GALLERY	
DRAWING DESCRIPTION/TEKENING BESKRYWING	
CARPORT SECTIONS	
PAPER SIZE/PAPIER GROOTTE	SCALE/SKAAL
A1	A.S.
REV. No.	DRAWING NO./TEKENING N°
	6247-02/S/S/L/002

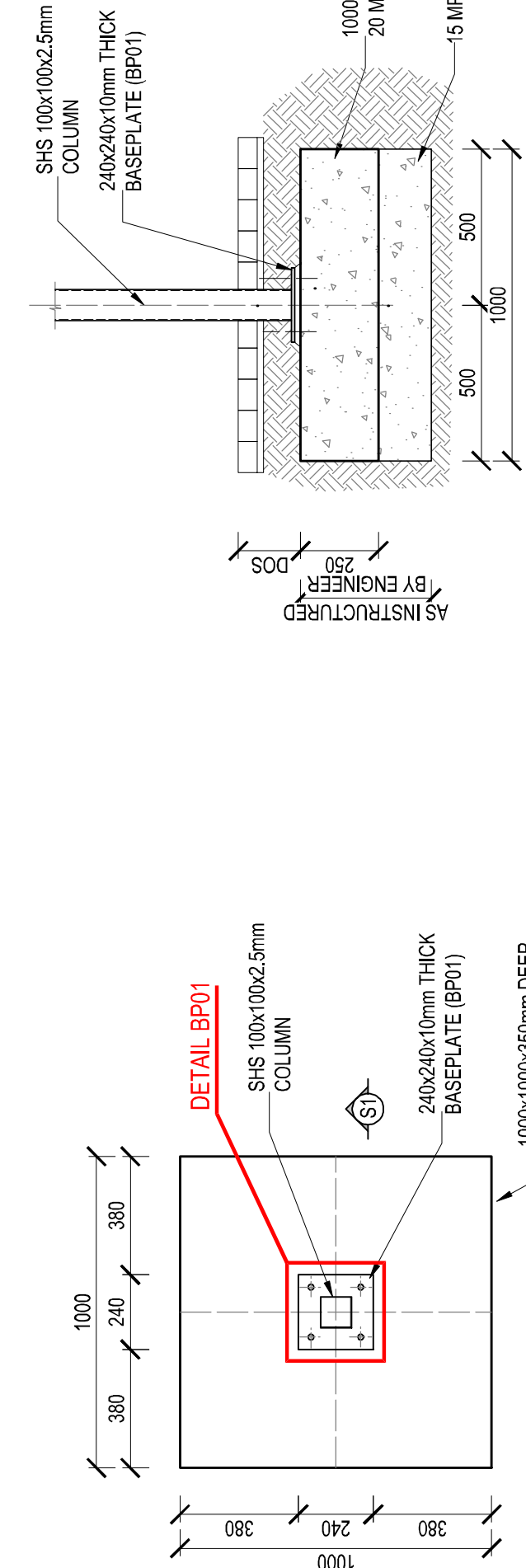
FOR APPROVAL



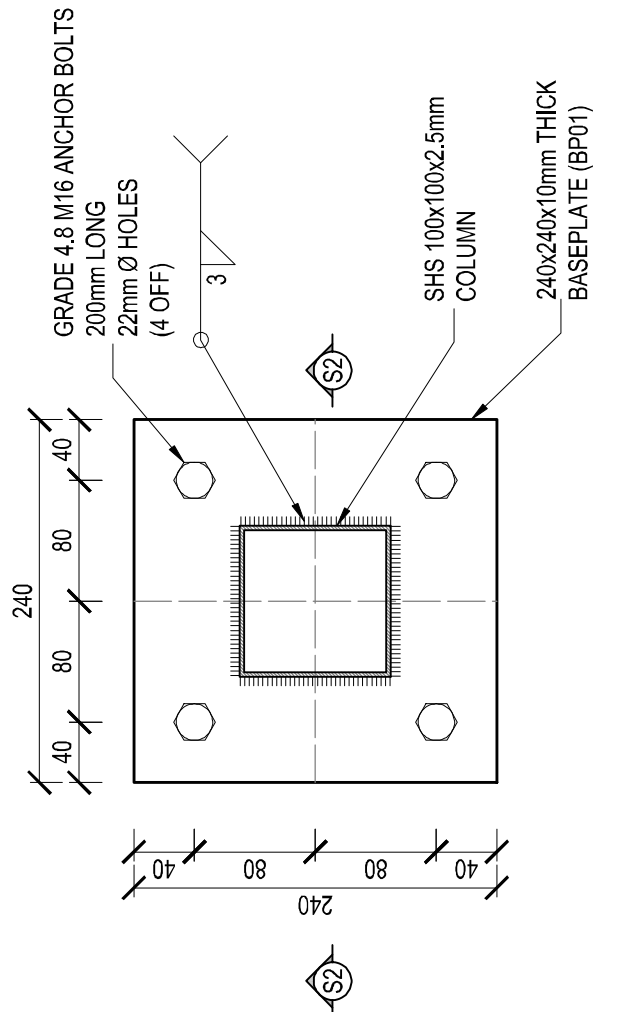
NOTE
MEASUREMENTS TO BE
CONFIRMED ON SITE
PRIOR TO CONSTRUCTION.

ENTRANCE - FENCING LAYOUT
SCALE 1:50

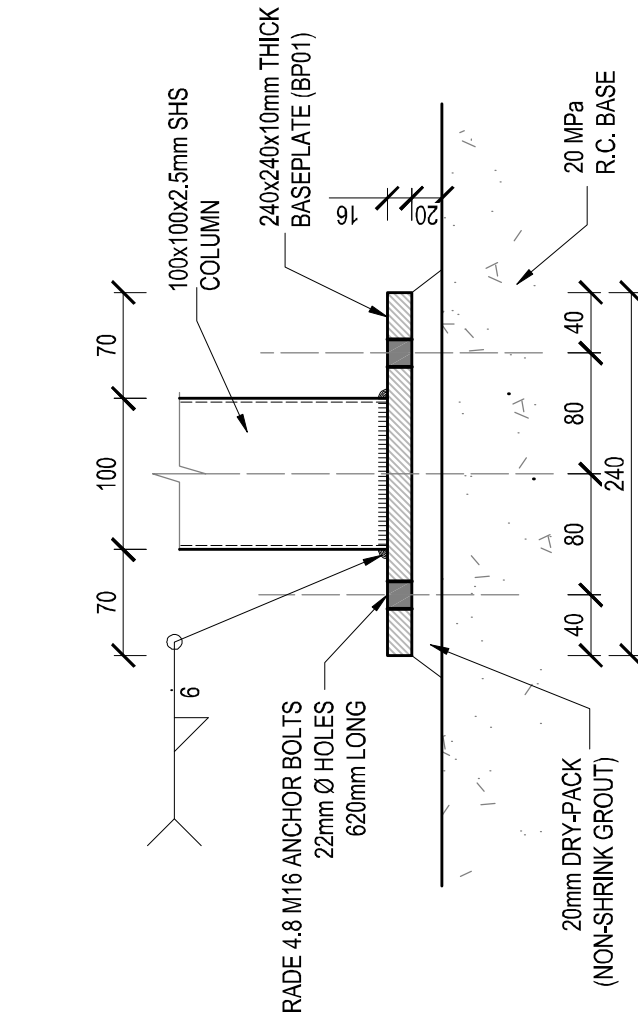
NOTE/NOTA : NO DIMENSIONS ARE TO BE SCALED OFF ANY DRAWINGS. ALL DIMENSIONS ARE TO BE RATIFIED ON SITE PRIOR TO ANY CONSTRUCTION. GEEN AFMETINGS MAG VAN TEKENINGE GESKAAL WORD NIE. ALLE AFMETINGS MOET OP TERREIN NAGEGAAN WORD VOOR KONSTRUKSIE.	A BEFORE CONTRACT COMMENCES, VOOR KONTRAK IN AANWAG NIEEM. AFTER CONTRACT HAS COMMENCED, A1 NA KONTRAK IN AANWAG GENEEM HET.	NO. NR.	DATE DATUM	AMENDMENTS WYSIGINGS																																																																																																																																																																																																																																																																																																																																																																																																																																																																																																																																																																																																																																														
---	--	------------	---------------	-------------------------	--	--	--	--	--	--	--	--	--	--	--	--	--	--	--	--	--	--	--	--	--	--	--	--	--	--	--	--	--	--	--	--	--	--	--	--	--	--	--	--	--	--	--	--	--	--	--	--	--	--	--	--	--	--	--	--	--	--	--	--	--	--	--	--	--	--	--	--	--	--	--	--	--	--	--	--	--	--	--	--	--	--	--	--	--	--	--	--	--	--	--	--	--	--	--	--	--	--	--	--	--	--	--	--	--	--	--	--	--	--	--	--	--	--	--	--	--	--	--	--	--	--	--	--	--	--	--	--	--	--	--	--	--	--	--	--	--	--	--	--	--	--	--	--	--	--	--	--	--	--	--	--	--	--	--	--	--	--	--	--	--	--	--	--	--	--	--	--	--	--	--	--	--	--	--	--	--	--	--	--	--	--	--	--	--	--	--	--	--	--	--	--	--	--	--	--	--	--	--	--	--	--	--	--	--	--	--	--	--	--	--	--	--	--	--	--	--	--	--	--	--	--	--	--	--	--	--	--	--	--	--	--	--	--	--	--	--	--	--	--	--	--	--	--	--	--	--	--	--	--	--	--	--	--	--	--	--	--	--	--	--	--	--	--	--	--	--	--	--	--	--	--	--	--	--	--	--	--	--	--	--	--	--	--	--	--	--	--	--	--	--	--	--	--	--	--	--	--	--	--	--	--	--	--	--	--	--	--	--	--	--	--	--	--	--	--	--	--	--	--	--	--	--	--	--	--	--	--	--	--	--	--	--	--	--	--	--	--	--	--	--	--	--	--	--	--	--	--	--	--	--	--	--	--	--	--	--	--	--	--	--	--	--	--	--	--	--	--	--	--	--	--	--	--	--	--	--	--	--	--	--	--	--	--	--	--	--	--	--	--	--	--	--	--	--	--	--	--	--	--	--	--	--	--	--	--	--	--	--	--	--	--	--	--	--	--	--	--	--	--	--	--	--	--	--	--	--	--	--	--	--	--	--	--	--	--	--	--	--	--	--	--	--	--	--	--	--	--	--	--	--	--	--	--	--	--	--	--	--	--	--	--	--	--	--	--	--	--	--	--	--	--	--	--	--	--	--	--	--	--	--	--	--	--	--	--	--	--	--	--	--	--	--	--	--	--	--	--	--	--	--	--	--	--	--	--	--	--	--	--	--	--	--	--	--	--	--	--	--	--	--	--	--	--	--	--	--	--	--	--	--	--	--	--	--	--	--	--	--	--	--	--	--	--	--	--	--	--	--	--	--	--	--	--	--	--	--	--	--	--	--	--	--	--	--	--	--	--	--	--	--	--	--	--	--	--	--	--	--	--	--	--	--	--	--	--	--	--	--	--	--	--	--	--	--	--	--	--	--	--	--	--	--	--	--	--	--	--	--	--	--	--	--	--	--	--	--	--	--	--	--	--



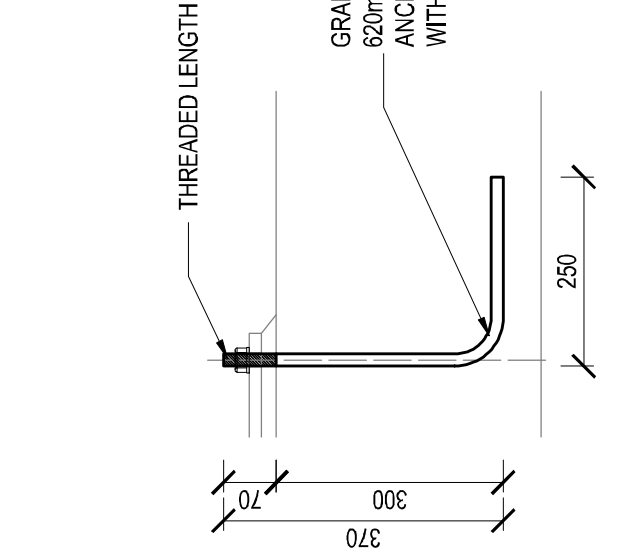
DETAIL 1 - CB01
SCALE 1:20



DETAIL BP01
SCALE 1:5

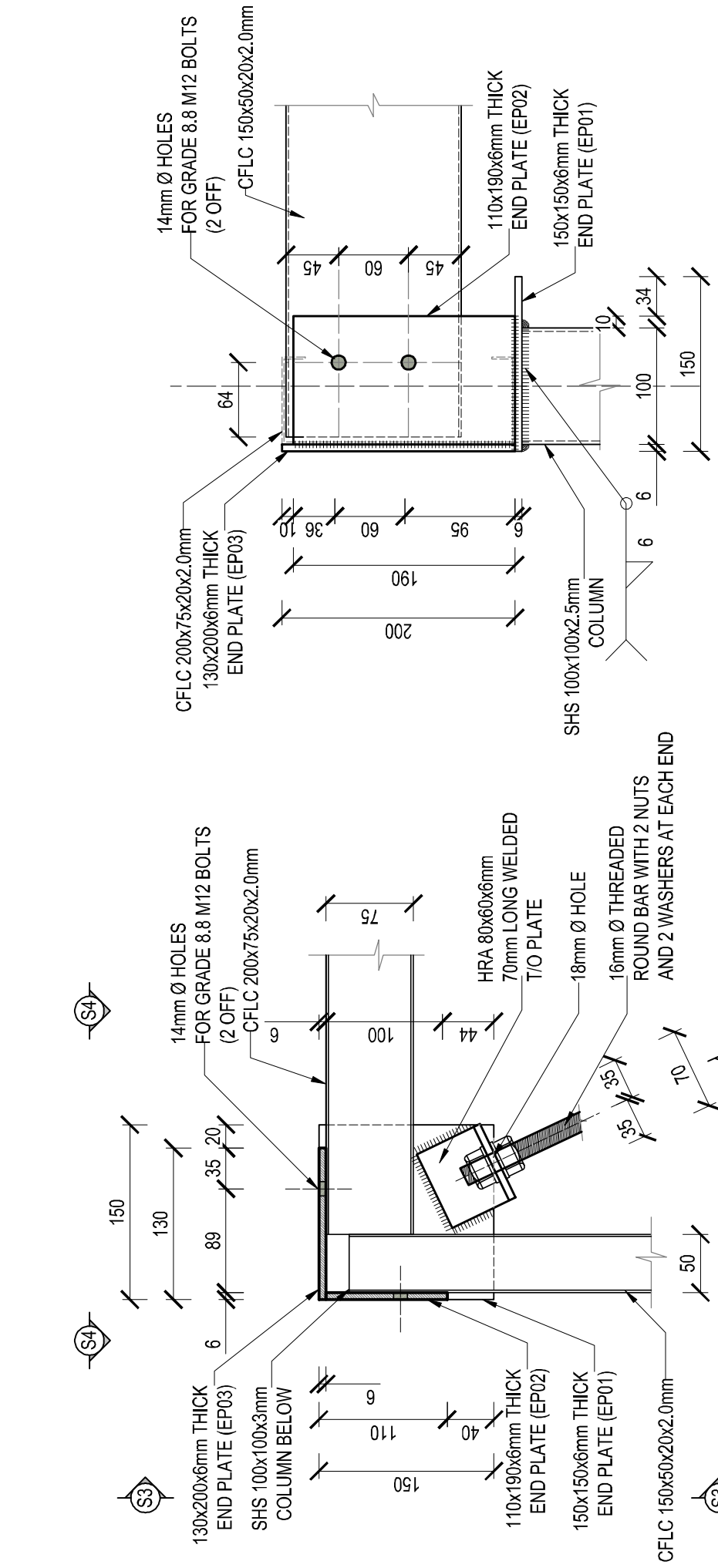


SECTION S1-S1
SCALE 1:20

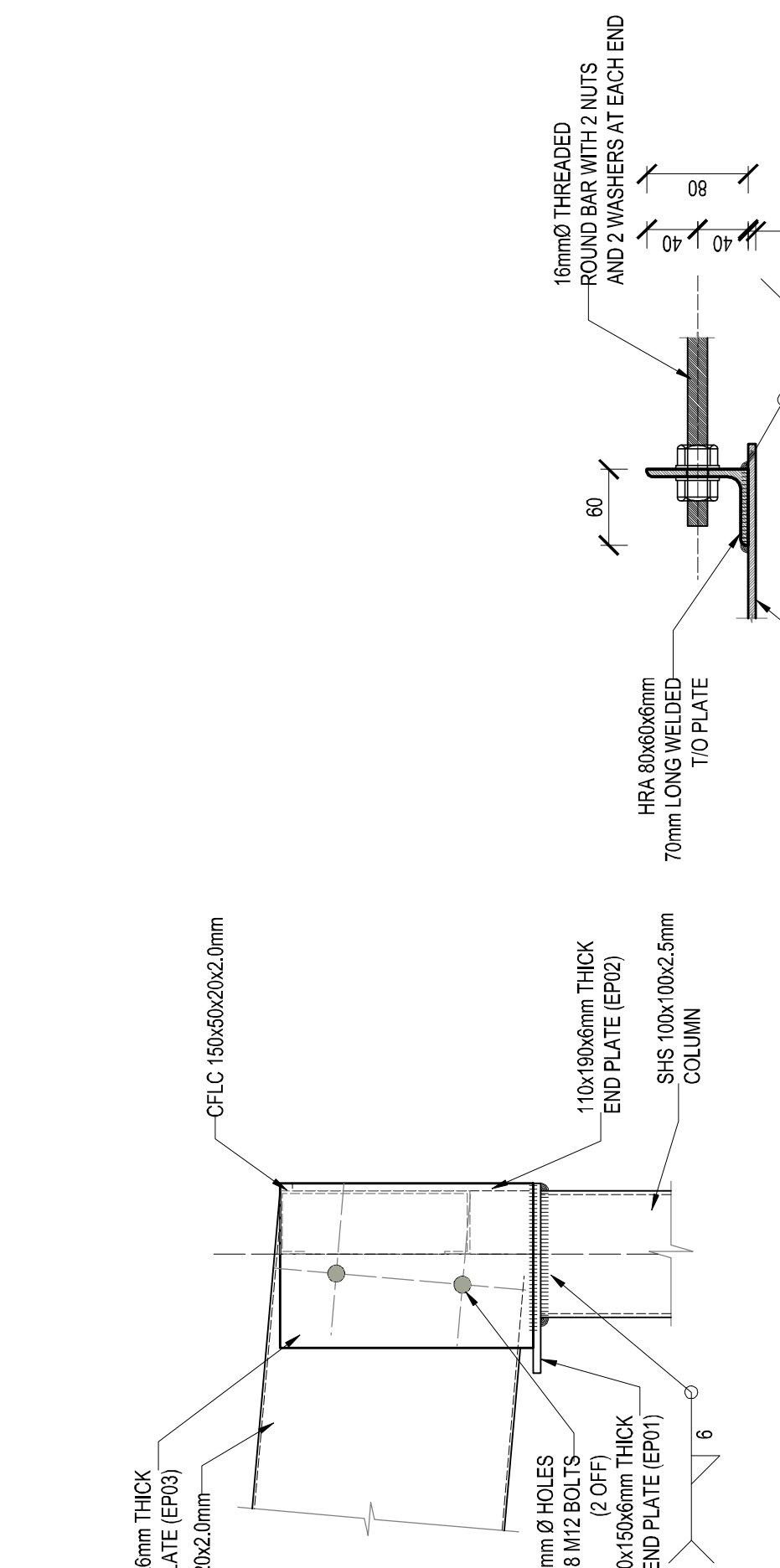


M16 ANCHOR BOLT
SCALE 1:10

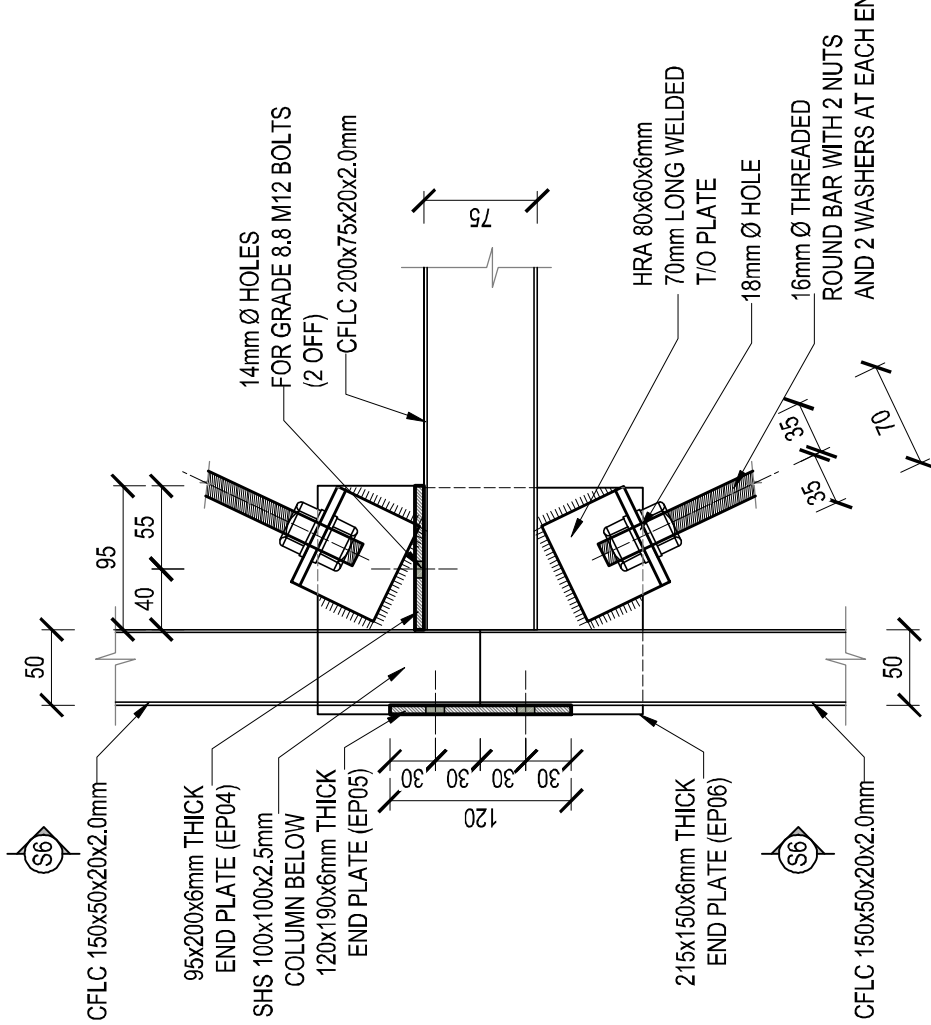
SECTION S2-S2
SCALE 1:5



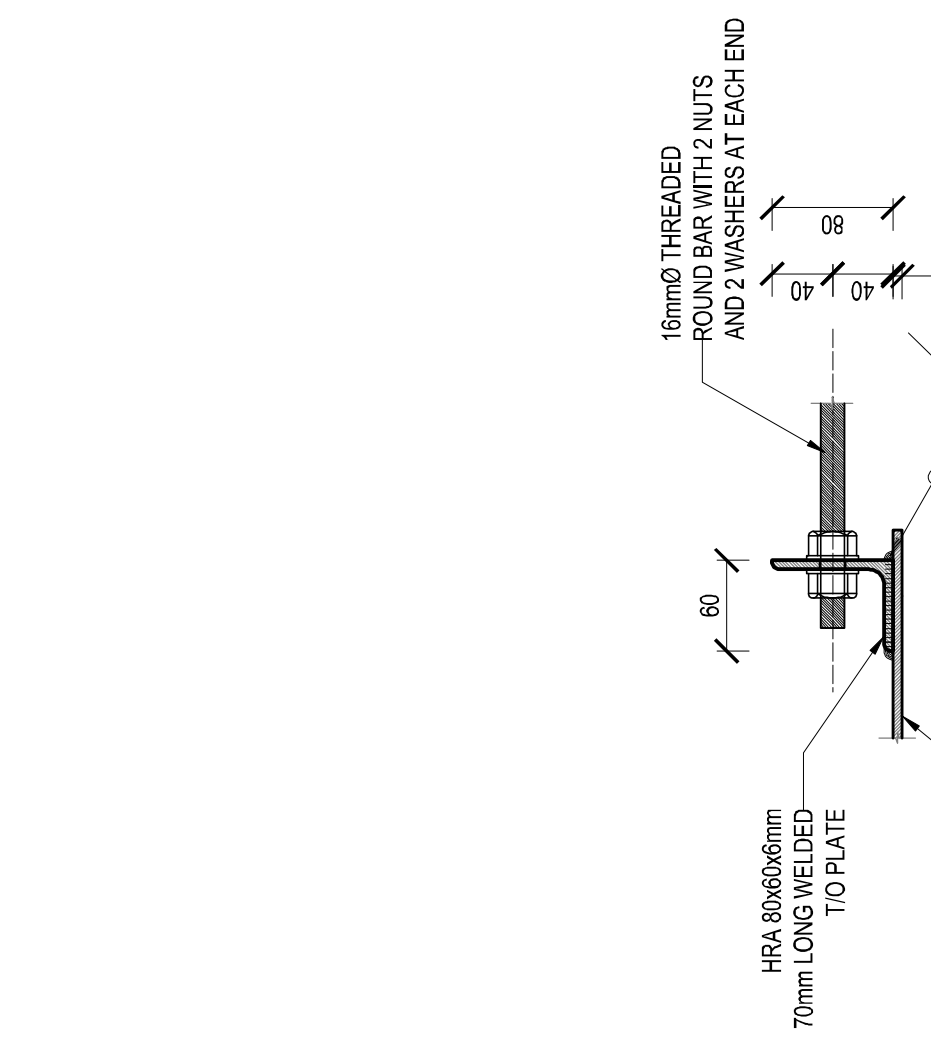
DETAIL 2
SCALE 1:5



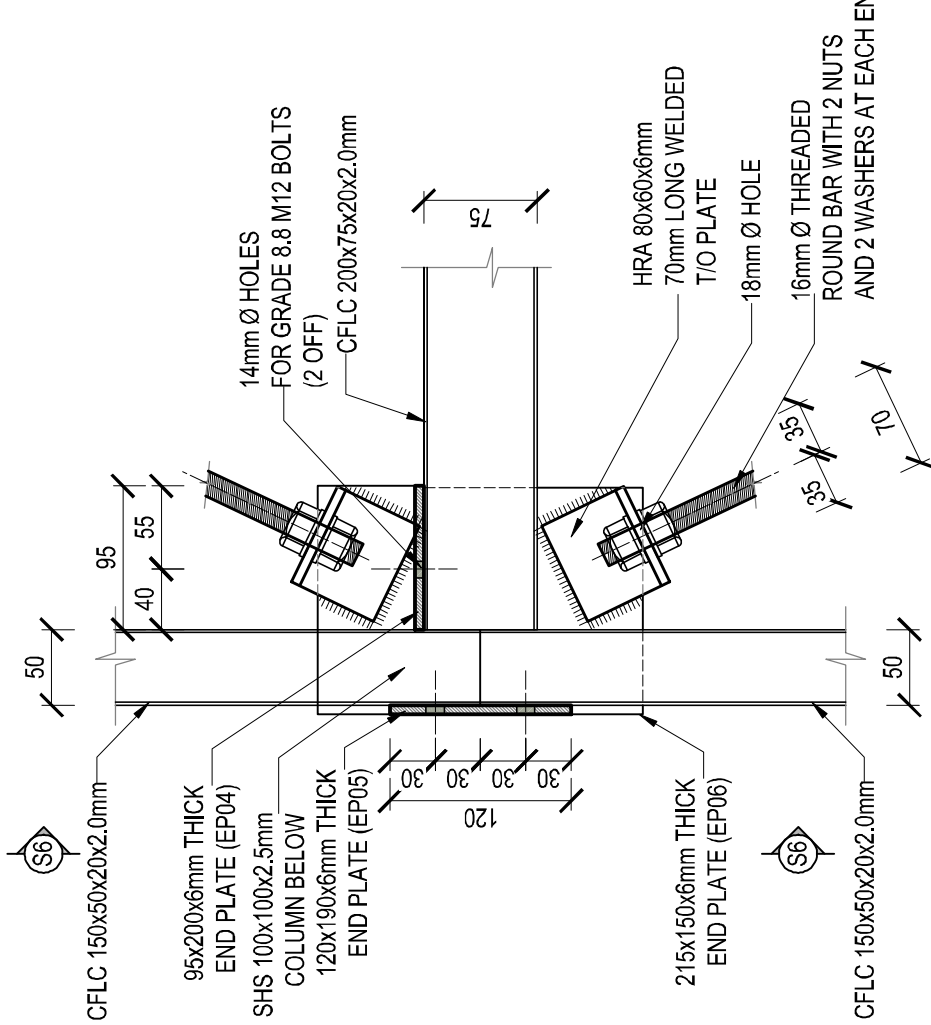
SECTION S3-S3
SCALE 1:5



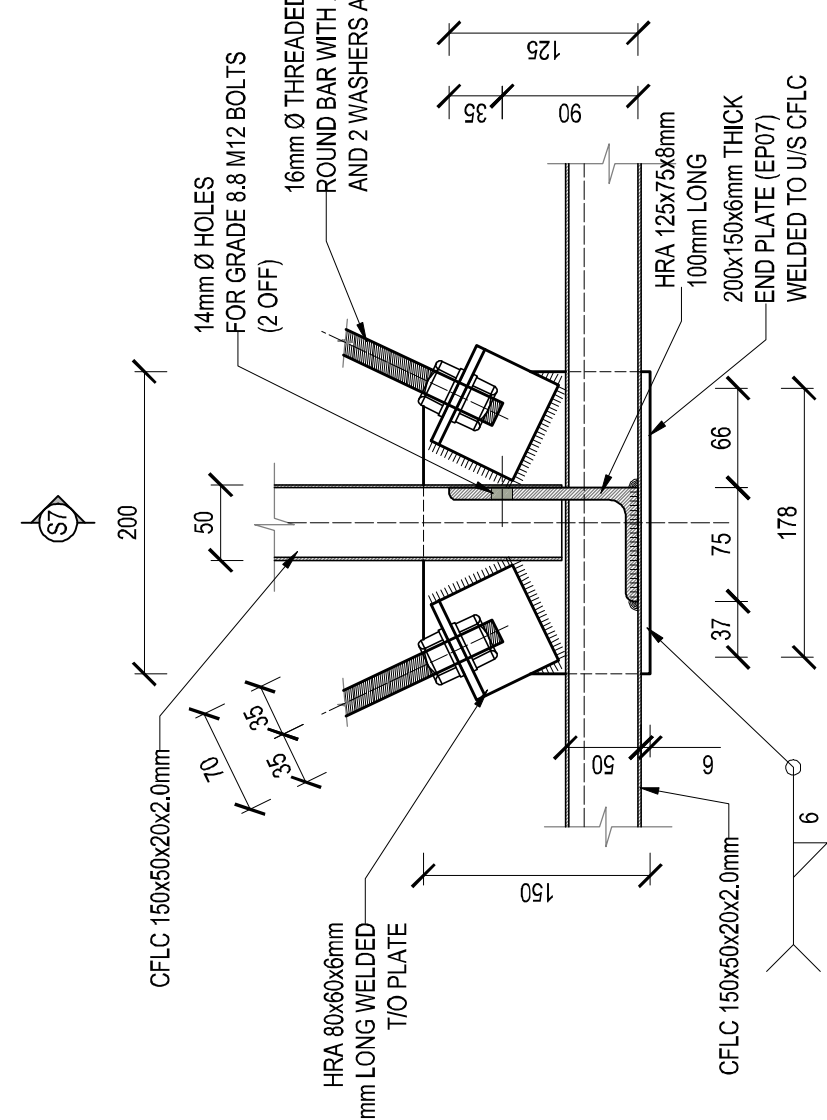
DETAIL 3
SCALE 1:5



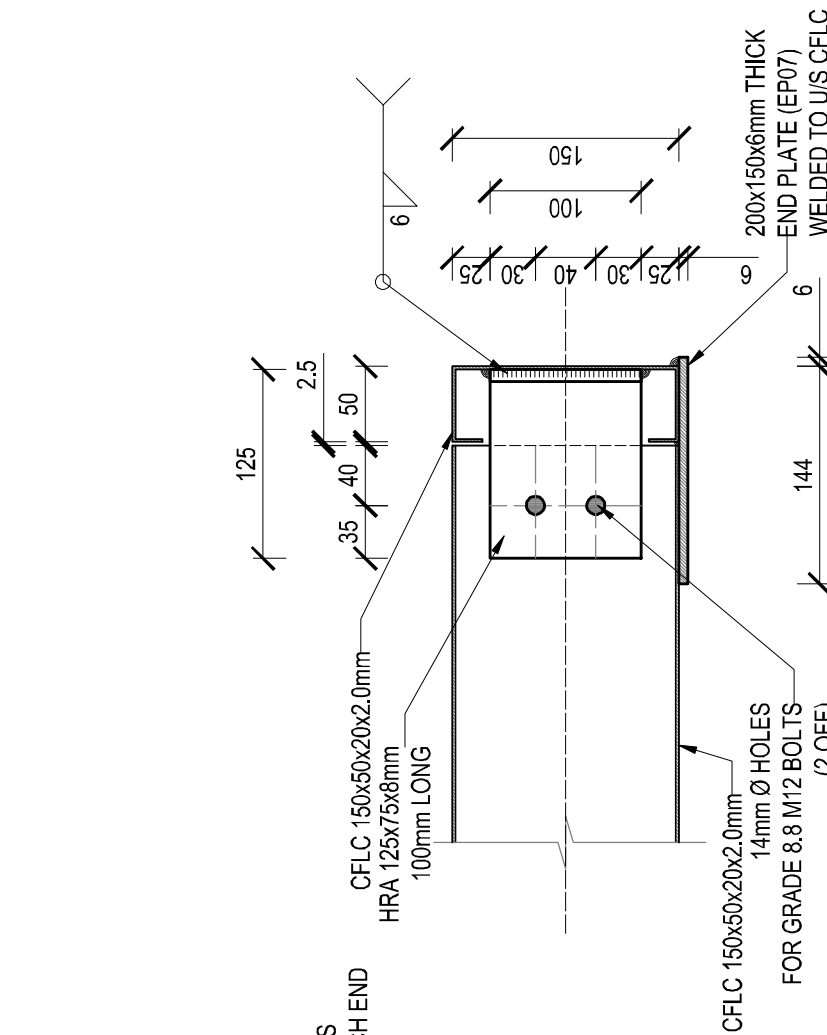
SECTION S4-S4
SCALE 1:5



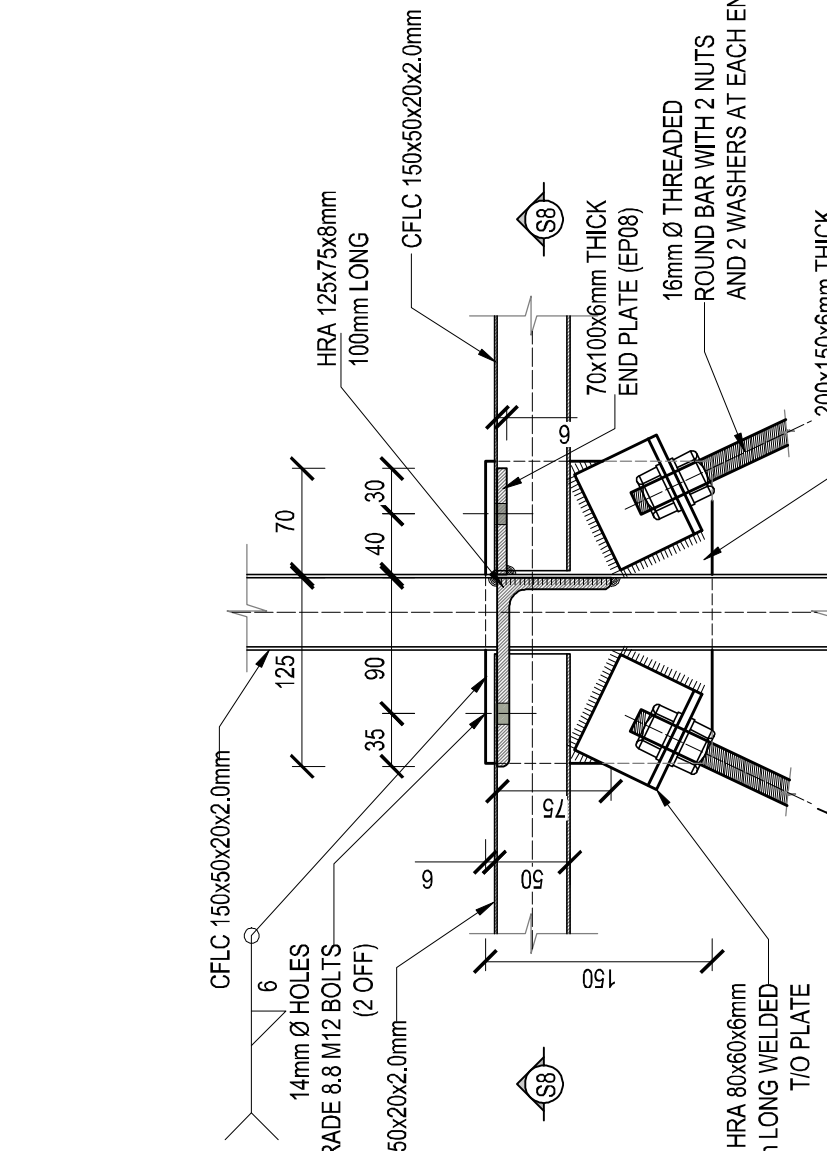
SECTION S5-S5
SCALE 1:5



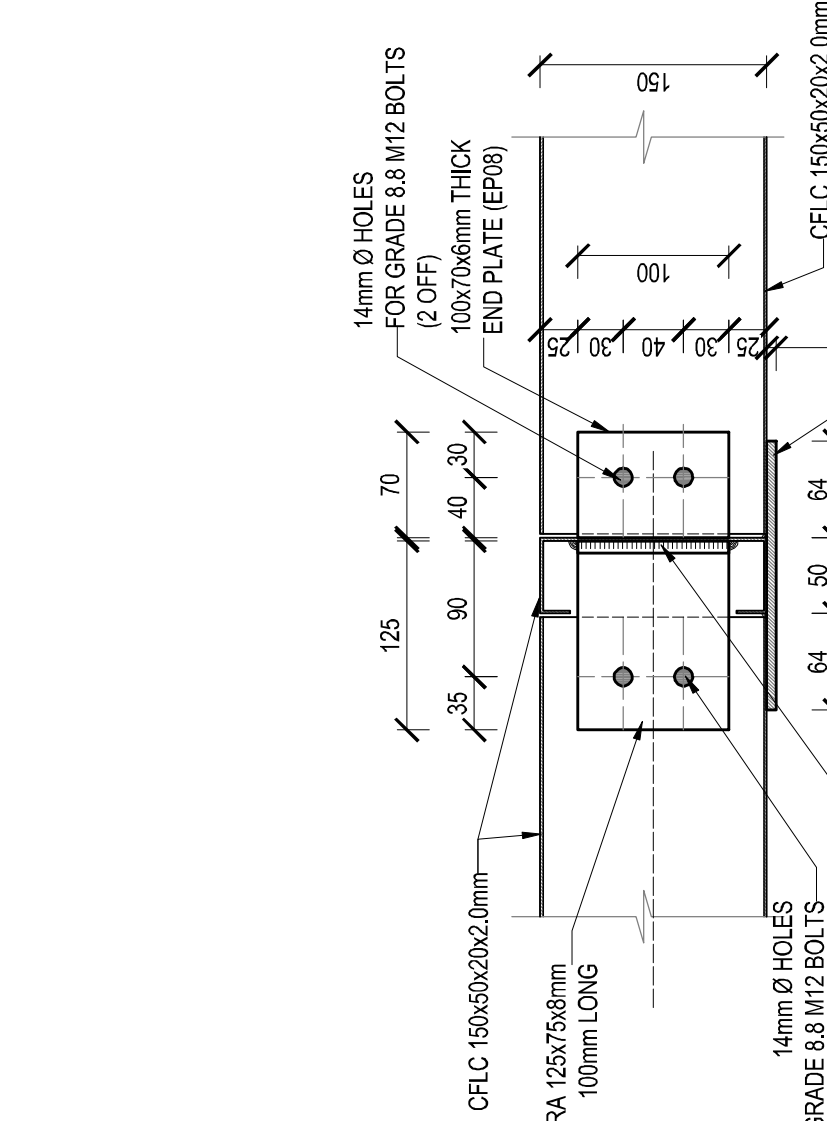
DETAIL 4
SCALE 1:5



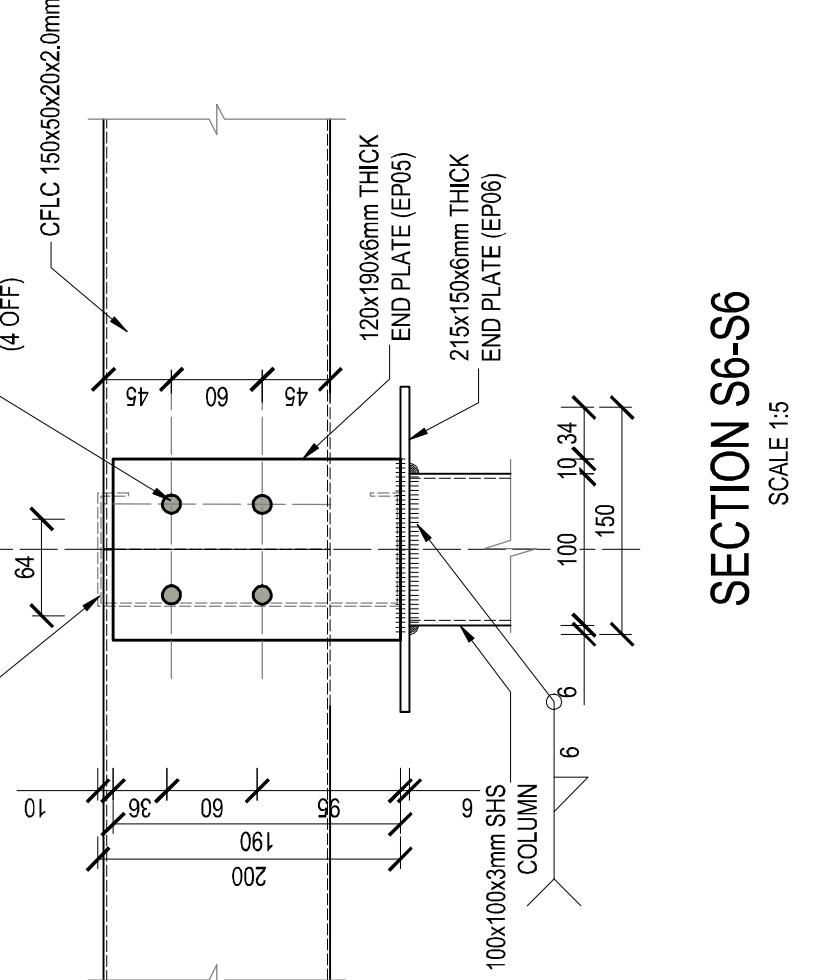
SECTION S7-S7
SCALE 1:5



DETAIL 5
SCALE 1:5



SECTION S8-S8
SCALE 1:5



SECTION S6-S6
SCALE 1:5

NOTE/NOTA :
NO DIMENSIONS ARE TO BE SCALED OFF
AS AND WHEN DIMENSIONS ARE TO BE
TO BE RAISED ON SITE PRIOR TO ANY
CONSTRUCTION.

GEEN AFMETINGS MAG VAN TEKENINGE
GESKAAL WORD NIE ALLE AFMETINGS
MOET OP TERREIN NAGEGAAN WORD
VOOR KONSTRUKSIE.

A BEFORE CONTRACT COMMENCES,
YOUR CONTRACT IN ANVAAG NIEEM.
AFTER CONTRACT HAS COMMENCED,
A1 NA KONTRAK IN ANVAAG NIEEM HET.

COPYRIGHT IS TESTED IN
MVD KALAHARI IN TERMS OF
THE COPYRIGHT ACT (ACT 98 OF 1978)
Outeursreg is gevestig in
MVD KALAHARI KRAGTENS DIE
WET OP Outeursreg (WET 98 VAN 1978)

NO. DATE AMENDMENTS
NR. DATUM WYSGINGS

MVD Kalahari
Consulting Engineers and Town Planning/Raadgewende Ingenieurs en Stadsbeplanning.

Du Toitspanweg 186 | Du Toitspan Road |
Postbus / P.O. Box 580, Kimberley 8300
Tel: (053) 831 1889/90
E-Mail: admin@mvdalahari.co.za
www.mvdgroup.org

DESIGN: J.A. DU PLESSIS
DRAWN: C.P. MUNDAY
CHECKED: L.C. KING
CLIENT: WHAG
DATE: SEPTEMBER 2024
DATUM

PROJECT/PROEJ

**WILLIAM HUMPHREYS ART GALLERY
CONSTRUCTION OF CARPORT**

CLIENT/IENT
WILLIAM HUMPHREY ART GALLERY
DRAWING DESCRIPTION/TEKENING BESKRYWING
**CONNECTION DETAILS
SHEET 1 OF 2**
PAPER SIZE/PAPIER GROOTTE: A1
SCALE/SKAL: A.S.
DRAWING NO./TEKENING N: 6247-02/S/S/D/001
REV. No.

FOR APPROVAL

SECTION 3:

CONSTRUCTION OF EMERGENCY EXIT FIRST FLOOR

Project No: WB 02/2025 (6247)



WILLIAM HUMPHREYS ART GALLERY

BILL OF QUANTITIES

FOR

CONSTRUCTION OF EMERGENCY EXIT FIRST FLOOR

SECTION 3 BILL 1

**MVD Kalahari Consulting Engineers and
Town Planners**

**186 du Toitspan Road
Kimberley
8301**

DATE: March 2025

Tender No: WB 02/2025 Section 3WILLIAM HUMPHREYS ART GALLERY: ALTERATIONS TO EXISTING BUILDING -
CONSTRUCTION OF EMERGENCY EXIT

Schedule of Quantities

SECTION A: EMERGENCY EXIT

ITEM NO	PAYMENT	DESCRIPTION	UNIT	QTY	RATE	AMOUNT R
		<u>SECTION A: EMERGENCY EXIT</u>				
	SANS 1200 DB	<u>EXISTING SERVICES</u>				
	DB 8.3.5	<u>Existing Services</u>				
B.1		a) Provision must be made to detect and protect existing services against damage irrespective the type of service..	No	1		
		b) Provision must be made to move existing services detected that are in the way of construction work.				
B.2		i) Electrical Services	No	1		
B.3		ii) Water pipes	No	1		
		c) Provision must be made to repair existing services damaged by construction which were not shown on drawings nor pointed out by the Engineer.				
B.4		i) Electrical Services	No	1		
B.5		ii) Water Pipes	No	1		
	SANS 1200 MJ	<u>60 mm BLOCK PAVING</u>				
B.6		Remove and store existing paving where bases needs to be casted and install after bases are casted.	m ²	20		
	SANS 1200 D	<u>EXCAVATIONS AND/OR BACKFILL (FOUNDATIONS)</u>				
		<u>Restricted Excavation</u>				
	D 8.3.3 (a)	Excavate for restricted foundations and concrete footings in all materials and use for backfill or embankment or dispose				
B.7		a) Column foundations to a depth of 350 mm or as instructed by Engineer.	m ³	6		
	SANS 1200 G	<u>CONCRETE</u>				
	G 8.4.1	<u>Prescribed mix concrete</u>				
Total Carried Forward						

Tender No: WB 02/2025 Section 3WILLIAM HUMPHREYS ART GALLERY: ALTERATIONS TO EXISTING BUILDING -
CONSTRUCTION OF EMERGENCY EXIT

Schedule of Quantities

SECTION A: EMERGENCY EXIT

ITEM NO	PAYMENT	DESCRIPTION	UNIT	QTY	RATE	AMOUNT R
Brought Forward						
B.8		Provide, mix, place and curing of concrete. Minimum strength after 28 days as specified. Included steel and/or wood floating of concrete surfaces and shuttering complete.				
B.8		a) Column Bases 350 mm deep (Class 20 MPa/19 mm). Wood float.	m ³	6		
B.9		c) Mass Concrete under column bases Concrete Class 15 MPa/19 mm (Class shown on drawing)	m ²	1		
	SANS 1200 GA	<u>CONCRETE CUBES</u>				
B.10	GA 7.2.1	Make provision to make concrete cubes for testing. Sets of 6.	No	1		
	SANS 1200 H	<u>STRUCTURAL STEEL</u>				
	H 8.3.1 & H 8.3.2 & H 8.3.3	<u>Supply and fabrication (Section 8.3.1), delivery (Section 8.3.2), erection (Section 8.3.3), including all welding, nuts, bolts, cleats, etc. complete:</u>				
		a) Steel Structure				
B.11		1) 75 x 75 x 5 mm SHS (22.0 m @ 11.11 kg/m)	kg	245		
B.12		2) PFC 180 x 70mm (9.5 m @ 21.11 kg/m)	kg	201		
B.13		3) IPE 180 (1.5 m @ 18.8 kg/m)	kg	30		
B.14		4) HRA 60 x 60 x 5 mm (30.6 m @ 4.57 kg/m)	kg	255		
B.15		5) 180 x 180 x 10 mm Base plate (8 of)	kg	21		
B.16		6) 250 x 180 x 10 mm Base plate (2 of)	kg	7		
B.17		7) 210 x 210 x 6 mm Thick plates (24 of)	kg	665		
B.18		8) M16 Anchor bolt, nut and washer (32 of)	kg	17		
B.19		9) M12 Bolt, nut and washers 100 mm long (124 of)	kg	12		
B.20		10) Grout EMBECON Masterflow MB928 under base plates or similar approved. (25 mm dry-pack)	m ³	0.03		
Total Carried Forward						

Tender No: WB 02/2025 Section 3WILLIAM HUMPHREYS ART GALLERY: ALTERATIONS TO EXISTING BUILDING -
CONSTRUCTION OF EMERGENCY EXIT

Schedule of Quantities

SECTION A: EMERGENCY EXIT

ITEM NO	PAYMENT	DESCRIPTION	UNIT	QTY	RATE	AMOUNT R
Brought Forward						
B.21		b) Handrail Install Handrail according to detail drawing or according to specialist specifications. Paint to be according to clients specifications.	Sum	1		
B.22		b) Vitagrid Install Vitagrid walkway and steps according to detail drawing or according to specialist specifications. Paint to be according to clients specifications.	Sum	1		
	SANS 1200 HC	<u>Steel Structure: Corrosion Protection</u>				
	HC 8.2.1 & HC 8.2.2 & HC 8.2.3 & HC 8.2.4	Corrosion protection as specified on drawing, including all nuts, bolts, cleats, etc. complete :				
		a) Steel Structure				
B.23		1) 75 x 75 x 5 mm SHS (22.0 m @ 11.11 kg/m)	kg	245		
B.24		2) PFC 180 x 70mm (9.5 m @ 21.11 kg/m)	kg	201		
B.25		3) IPE 180 (1.5 m @ 18.8 kg/m)	kg	30		
B.26		4) HRA 60 x 60 x 5 mm (30.6 m @ 4.57 kg/m)	kg	255		
B.27		5) 180 x 180 x 10 mm Base plate (8 of)	kg	21		
B.28		6) 250 x 180 x 10 mm Base plate (2 of)	kg	7		
B.29		7) 210 x 210 x 6 mm Thick plates (24 of)	kg	665		
B.30		8) M16 Anchor bolt, nut and washer (32 of)	kg	17		
B.31		9) M12 Bolt, nut and washers 100 mm long (124 of)	kg	12		
Total Carried Forward						

Tender No: WB 02/2025 Section 3

WILLIAM HUMPHREYS ART GALLERY: ALTERATIONS TO EXISTING BUILDING -
CONSTRUCTION OF EMERGENCY EXIT

Schedule of Quantities

SECTION A: EMERGENCY EXIT

ITEM NO	PAYMENT	DESCRIPTION	UNIT	QTY	RATE	AMOUNT R
Brought Forward						
B.32		<u>DEMOLITION WORK</u> Demolish opening in existing wall to accommodate new door as per structural drawings.	m ²	5		
B.33		<u>PLASTER WORK</u> One layer 12 mm cement plaster on the internal and external surfaces of walls, window sills, etc. Existing plaster to be checked for quality and replaster where necessary.	m ²	15		
B.34		<u>EMERGENCY EXIT DOOR</u> Supply and complete installation of emergency exit door according to Door Schedule. Price all inclusive. a) D1	No	1		
B.35		<u>PAINTING</u> Prepare walls and paint with 1 coat universal undercoat and 2 coats acrylic paint all in accordance with manufacturer's specification. Colour scheme shall be determined by Engineer. Price all inclusive.				
B.36		a) Internal walls	m ²	45		
		b) External walls	m ²	5		
Total Carried Forward To Summary						

Tender No: WB 02/2025 Section 3

WILLIAM HUMPHREYS ART GALLERY: ALTERATIONS TO EXISTING BUILDING -
CONSTRUCTION OF EMERGENCY EXIT

Schedule of Quantities

SECTION B : CONTINGENCIES

ITEM NO	PAYMENT	DESCRIPTION	UNIT	QTY	RATE	AMOUNT R
C.1		<u>SECTION B: CONTINGENCIES</u> Provide an amount that can be used in total or partially to cover for unforeseen or additional work as instructed in writing by the Engineer. This amount will be deducted from the contract amount should it not be required. Amount = 0,10 (Sum of Section A) = 0,10 x R..... Amount = R.....	%	10		
Total Carried Forward To Summary						

Tender No: WB 02/2025 Section 3

WILLIAM HUMPHREYS ART GALLERY: ALTERATIONS TO EXISTING BUILDING -
CONSTRUCTION OF EMERGENCY EXIT

Schedule of Quantities

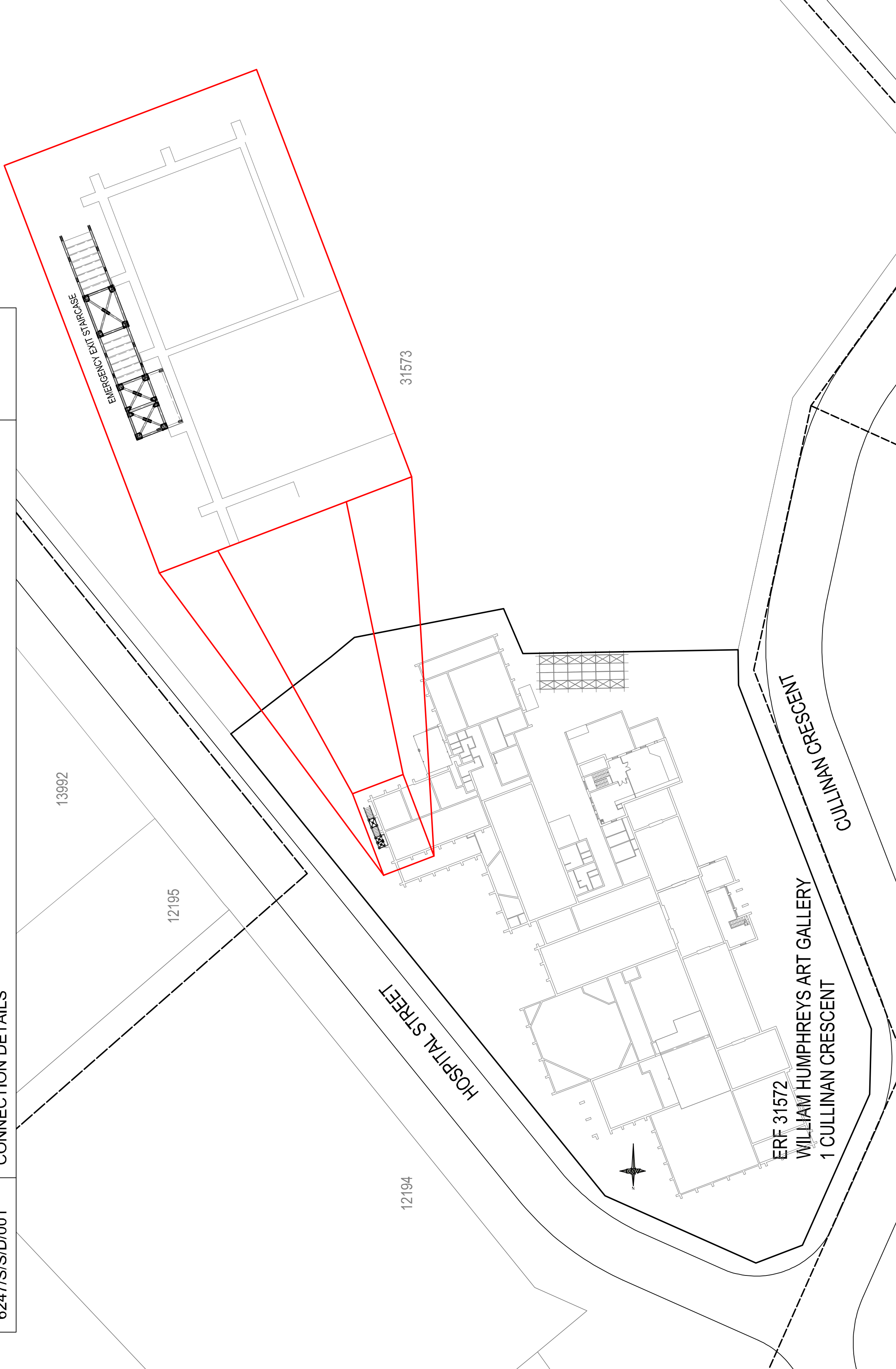
SECTION	SUMMARY OF SECTIONS	AMOUNT R
	DESCRIPTION	
	SECTION A: EMERGENCY EXIT	
	SECTION B: CONTINGENCIES	
	Total Carried Forward To Summary Page	

KIMBERLEY NORTHERN CAPE

6247 WHAG - CONSTRUCTION OF EMERGENCY EXIT

STRUCTURAL DRAWINGS

DRAWING NO.	DESCRIPTION	REVISION
6247/S/001	DRAWING LIST, SITE LAYOUT AND GENERAL NOTES	
6247/S/S/L/001	EMERGENCY EXIT - COLUMN BASE AND STEEL LAYOUT	
6247/S/S/L/002	EMERGENCY EXIT - STEP LAYOUT AND SECTIONS	
6247/S/S/D/001	CONNECTION DETAILS	



- GENERAL NOTES:
1. FOUNDATIONS:
 - 1.1 DEPTHS OF ALL BASES AND STRIPFOOTINGS SHALL BE DETERMINED AND APPROVED ON SITE BY THE ENGINEER IN WRITING PRIOR TO CONCRETING.
 - 1.2 ALL COLUMN BASES SHALL BE CAST ON A BLINDING LAYER OF AT LEAST 50mm AND NOT MORE THAN 250mm THICK.
 - 1.3 SAFE BEARING CAPACITY OF GROUND 100kPa.

2. CONCRETE:
 - 2.1 PRESCRIBED MIX 10/19 IN BLINDING LAYERS.
 - 2.2 PRESCRIBED MIX 20/19 IN WALL STRIPFOOTINGS.
 - 2.3 STRENGTH MIX CONCRETE:
 - 2.3.1 CLASS 30/19 IN BASES, COLUMNS AND FLOOR SLABS.
 - 2.3.2 CLASS 30/19 IN BEAMS, SLABS AND WALLS.
 - 2.3.3 COVER TO REINFORCEMENT (UNLESS OTHERWISE STATED).

- 2.4.1. COLUMN BASES: 50mm
- 2.4.2. LONGITUDINAL BARS IN COLUMNS: 40mm
- 2.4.3. LONGITUDINAL BARS IN BEAMS (OR DIAMETER OF THICKEST BAR): 25mm
- 2.4.4. SLABS, WALLS AND RISERS (OR DIAMETER OF THICKEST BAR): 20mm
- 2.4.5. CONCRETE EXPOSED TO WEATHER: 50mm
- 2.4.6. ALL OTHER REINFORCED CONCRETE WORK: 20mm
- 2.5. ALL REINFORCED CONCRETE WORK SHALL BE CARRIED OUT IN ACCORDANCE WITH THE LATEST ISSUES OF SANS-10100

- 2.6 ALL EXPOSED CONCRETE EDGES TO HAVE A 20mm CHAMFER.
2.7 NO CONCRETE MAY BE CAST WITHOUT THE PRIOR WRITTEN APPROVAL OF THE
2.8 EXCAVATIONS AND REINFORCEMENT BY THE ENGINEER.
REINFORCEMENT MUST BE SECURELY FIXED IN THE CORRECT POSITIONS
SUCH THAT DISPLACEMENT DOES NOT OCCUR DURING CASTING OF CONCRETE.
IF ANY CONCRETE BLOCKS ARE USED AS SPACERS, THEY MUST BE OF AT LEAST
THE STRENGTH AND DENSITY OF THE CONCRETE.

- [illegible]

- 2.13 FINISHES TO EXPOSE CONCRETE TO BE "SMOOTH" (ISAS 2001 - CC1, PAR. 4.7).
- 2.14 FINISHES TO EXPOSE CONCRETE TO BE "SMOOTH" (ISAS 2001 - CC1, PAR. 4.7).
- 2.14 NO BRICKWORK MAY BE BUILT ON PROPPED CONCRETE.
- 2.14 CONCRETE MUST BE CURED FOR AT LEAST SEVEN(7) DAYS BY PREVENTING THE EVAPORATION OF MOISTURE FROM THE CONCRETE WITH AN APPROVED METHOD.
- 2.15
3. REINFORCEMENT:
 - 3.1 ALL REINFORCEMENT STEEL SHALL BE WIRE-BRUSHED AND KEPT

- 3.2 : WELDING OF REINFORCING STEEL WILL NOT BE PERMITTED.
3.3 : ALL REINFORCING STEEL, FIXED IN POSITION ON SITE SHALL BE APPROVED BY THE ENGINEER PRIOR TO CONCRETING.
3.4 : LEGEND FOR POSITION OF REINFORCEMENT:
T1 : HIGHEST OF THE TOP LAYERS
B1 : SECOND HIGHEST OF THE TOP LAYERS
T2 : LOWEST OF THE BOTTOM LAYERS

- OF THE BOTTOM LAYERS
- | | |
|-----------------|-------------------|
| NEAR FACE INNER | |
| NFI | |
| NFO | |
| NFI | : NEAR FACE OUTER |
| NFI | : FAR FACE INNER |
| NFO | : FAR FACE OUTER |
| EFI | : EACH FACE INNER |
| EFO | : EACH FACE OUTER |
| T | : TOP |
| B | : BOTTOM |

- EW : EACH WAY
EF : EAR FACE
EF : EAR FACE
BF : BOTH FACE
BF : BOTH FACE
ABR : ALTERNATE BARS REVERSED
ALT : ALTERNATIVE
STG : STAGGERED
TOG : TOGETHER

- 3.3 STEEL REINFORCEMENT COMPLIES WITH ASTM 920, MILD STEEL BARS SMALLER THAN #10, AND TENSILE DEVELOPMENT LENGTHS SHALL BE 12 BAR DIAMETERS.
- 3.6 ALL TENSILE STEEL BARS SHALL BE IDENTIFIED BY CAPITAL "Y" AND HIGH TENSILE STEEL BARS BY CAPITAL "Y" PREPENDED TO THE DIAMETER.
- 3.7 BENDING DIMENSIONS SHALL BE IN ACCORDANCE WITH SACS 282.
- 3.8 ALL BARS SHALL BE BEND COLD.
- 3.9 WELDING SHALL NOT BE PERMITTED FOR MILD STEEL OR HIGH TENSILE STEEL BARS.
- 3.10 RADIUS OF ALL BENDS ARE STANDARD UNLESS "Y" GIVEN ON THE BENDING SCHEDULE.

- 3.1 DIMENSIONS ALL EXTERNAL (ALSO SI KURUPSI).
- 3.2 DIMENSIONS 60° AND 90° MUST HAVE EQUAL ROOMS.
- 3.3 USE OF CONCRETE JOINTS, CRACKS AND CRACKS OF THE BAR ON THE BENDING SCHEDULE.
4. FORMWORK:
 - 4.1 FORMWORK SHALL BE ERECTED AND FIXED IN AN APPROVED MANNER AND SHALL BE INSPECTED BY THE ENGINEER PRIOR TO CONCRETING.

- 4.2 STRIPPING TIMES OF THE FORMWORK SHALL BE TO THE ENGINEERS' SATISFACTION.
- 4.3 SCHEDULING OF THE WORK BY THE ENGINEER SHALL NOT IN ANY WAY RELIEVE THE CONTRACTOR OF HIS RESPONSIBILITY FOR CARE OF THE WORKS.
- 4.4 FORMWORK TO BE RIGIDLY CONSTRUCTED TO THE EXACT DIMENSIONS OF CONCRETE MEMBERS UNLESS OTHERWISE SHOWN.

- PROJECT/PROJ. #

- | | |
|--|--|
| | |
| | |
| | |
| | |
- WILLIAM HUMPHREYS ART C
CONSTRUCTION OF EMERGE

- [illegible]

5. STRUCTURAL STEELWORK
- 5.1 DESIGN
- 5.1.1 ALL STRUCTURAL STEEL GRADE S355JR ACCORDING TO SANS 50025 / EN 10025.
- 5.1.2 MEMBERS ARE DESIGNED TO THE REQUIREMENTS OF SANS 10162 (LATEST EDITION), AND ALL REFERENCED DESIGN CODES.
- 5.1.3 STEELWORK GENERALLY OF WELDED CONSTRUCTION WITH SITE CONNECTIONS BOLTED TO ALL HOLES 16mm DIA. FOR M16 BOLTS.U.O.S.

- ALL GUSSETS EX 6 PLATES, U.O.S.
ALL WELDS TO BE CONTINUOUS FILLET WELDS 6mm
NOT EXCEEDING 0.7 TIMES THE THINNER MATERIAL
THICKNESS WELD TO, U.O.S.
- 5.1.4 FRICTION TYPE CONNECTIONS:
5.1.4.1 FRICTION GRIP BOLTS TO BE GRADE "10.9S" WHERE SPECIFIED.
5.1.4.2 NUTS FOR FRICTION GRIP BOLTS TO BE GRADE "10S" ONLY.
5.1.4.3 FRICTION TO BE OBTAINED BY TURNING THE NUT AND NOT THE BOLT.

- 5.2.1.1 FABRICATED AND ERECTED IN ACCORDANCE WITH SABS 1200H AND SANS 10102.
5.2.1.2 ALL STEELWORK SHALL BE SUPPLIED, FABRICATED, DELIVERED AND ERECTED IN ACCORDANCE WITH SABS 1200H AND SANS 10102.
5.2.1.3 AMENDED AS FOLLOWS:
5.2.1.1.1 CLAUSE 5.1.2 SHALL BE APPLICABLE (CONTRACTOR PROVIDES WORKSHOP DETAILS)
5.2.1.2.1 DELETE CLAUSE 5.1.3 (ENGINEER PROVIDES WORKSHOP DETAILS)
5.2.2 STEEL FABRICATION MAY NOT COMMENCE PRIOR TO APPROVAL OF WORKSHOP DRAWINGS BY ENGINEER.

- | | |
|-------|---|
| 5.2.4 | ALL BOLTS SHALL BE APPROVED BY THE ENGINEER BEFORE SHOP DETAILS ARE SUBMITTED FOR APPROVAL. |
| 5.2.5 | MINIMUM EDGE DISTANCE TO BOLTS TO BE 1.75 TIMES BOLT DIAMETER U.S. |
| 5.2.6 | MINIMUM BOLT SPACING TO BE 2.7 TIMES BOLT DIAMETER U.S. |
| 5.2.7 | SITE WELDING SHALL NOT BE PERMITTED WITHOUT THE ENGINEER'S APPROVAL. THE USE OF STEELWORK SHALL ONLY BE DONE BY A MACHINE SAW CUT PROCESS. THE USE OF OXYACETYLENE OR ANY OTHER HAND CUTTING PROCESS SHALL NOT BE PERMITTED. ALL EDGES OF CUT STEELWORK SHALL BE NEATLY "DRESSED" TO A CLEAN FINISH BY THE REMOVAL OF |

- 5.2.8. PLANE CUTTING OF HOLES WILL NOT BE PERMITTED.
5.2.9. STRUCTURAL STEEL TO BE INSPECTED IN WORKSHOP BY ENGINEER.
5.2.10. CONTRACTOR SHALL NOTIFY ENGINEER OF INSPECTION ERECTION PROCEDURE. SABS 1200H, CLAUSE 3.5.1 AMENDED AS FOLLOWS:
5.2.10. BEFORE COMMENCING ERECTION OF STEELWORK ON SITE, THE CONTRACTOR SHALL SUBMIT TO THE ENGINEER, FOR HIS GENERAL SCRUTINY AND INFORMATION, FULL DETAILS OF THE ERECTION PROCEDURE AND METHODS OF DETAIL.

- TO STRUCTURE AND TO PROVIDE ALL NECESSARY BRACING TO ENABLE HIM TO DO SO. SUCH BRACING TO BE INDICATED ON THE ERECTION GENERAL ARRANGEMENT DRAWINGS.
- 5.2.11 PURLINS TO SPAN ACROSS TWO SPANS CONTINUOUSLY MINIMUM, AND ALL PURLIN SPLICES TO BE STAGGERED.
- 5.3 CORROSION PROTECTION.
- 5.3.1 PAINTWORK IN WORKSHOP.
- A RED LEAD UNDER-COAT ACCORDING TO SABS 312 TYPE II GRADE.

- 5.3.2 PAINTWORK AFTER ERECTION: AN INTERIM LAYER WHICH IS SATISFIABLE TO SANS 181 TYPE 1 SHALL BE APPLIED TO A FINAL THICKNESS OF 25 MICRON.
- 5.3.3 FINAL FINISHING LAYER: A FINAL ENAMEL LAYER ACCORDING TO SANS 630 GRADE 1 SHALL BE APPLIED WITHIN 24 HOURS AFTER INTERIM LAYER HAS BEEN APPLIED. TO A FINAL THICKNESS OF 25 MICRON (COLOUR AS INSTRUCTED).

- 6.1. FIX WALL TIES TO CONCRETE COLUMNS AND BUILD INTO BRICK WALLS BETWEEN EVERY 5th BRICK COURSE.
- 6.2. THE GAP BETWEEN TOP OF BRICK WALLS AND THE UNDERSIDE OF RING BEAMS AND SLABS TO BE CAULKED TO THE SATISFACTION OF THE ENGINEER.
7. LOADBEARING BRICKWORK:

- 7.1.1 CRUSHING STRENGTH OF BRICKS: 14MPa
WITH THE RELATIVE SANS WITH:
7.1.2 MORTAR : CLASS I
7.1.3 BRICKFORCE : EVERY 5TH COURSE.....U.O.S.
7.2 TWO LAYERS GALVANIZED SHEETING 1mm THICK WITH
LUBRICANT IN BETWEEN (MOLIBD Alloy 77-2 NG) TO BE
PLACED BETWEEN ALL BRICKWORK AND REINFORCED CONCRETE.

- 8.1 ALL TIMBERWORK MUST CONFORM TO THE LATEST ISSUES OF SANS 1733 AS APPLICABLE.
9. GENERAL:
- 9.1 READ THIS PLAN IN CONJUNCTION WITH ALL THE RELEVANT DRAWINGS.
- 9.2 READ THIS PLAN IN CONJUNCTION WITH THE ARCHITECT'S DRAWINGS (IF APPLICABLE).



- 9.4 ALL LEVELS TO BE VERIFIED ON SITE PRIOR TO THE COMMENCEMENT OF ANY WORK, AND THE ENGINEER MUST BE NOTIFIED IN CASE OF ANY DISCREPANCIES.
- 9.5 ALL DIMENSIONS AND LEVELS TO EXISTING STRUCTURE BE VERIFIED ON SITE PRIOR TO ANY COMMENCEMENT OF ANY WORK, AND THE ENGINEER MUST BE NOTIFIED IN CASE OF ANY DISCREPANCIES.
- 9.6 ALL WORK MUST BE DONE IN ACCORDANCE TO SABS 1200 UNLESS OTHERWISE SPECIFIED.

- FROM THE ENGINEERS - OR APPROVED WORKSHOP DRAWINGS.

- | | |
|--|---------------|
| | CLIENT/CLIENT |
|--|---------------|

- | | |
|------------|---|
| RY
EXIT | WILLIAM HUMPHREY ART GALLERY
DRAWING DESCRIPTION/ITERATING BESKRIVNING
DRAWING LIST, SITE LAYOUT
AND GENERAL NOTES |
|------------|---|

- | | | | | | | | |
|---------------------------|----|-------------|-------|-------------------------|---------------|---------|----|
| PAPER SIZE/PAPIER GROOTTE | A1 | SCALE/SKAAL | 1:500 | DRAWING NO./TEKENING N° | 6247-01/S/001 | REV. N° | -- |
|---------------------------|----|-------------|-------|-------------------------|---------------|---------|----|

<p>NOTE/NOTA :</p> <p>NO DIMENSIONS ARE TO BE SCALED OFF ANY DRAWINGS. ALL DIMENSIONS ARE TO BE RATIFIED ON SITE PRIOR TO ANY CONSTRUCTION.</p>		<p>A BEFORE CONTRACT COMMENCES, YOUR KONTRAK IN ANVAANG NIEEM, AFTER CONTRACT HAS COMMENCED, A1 NA KONTRAK IN ANVAANG GENEEM HET.</p>		<p>NO. NR.</p> <p>DATE DATUM</p> <p>AMENDMENTS WYSGINGS</p>	 <p>MVD KALAHARI</p> <p>Consulting Engineers and Town Planning/Raadgevende Ingenieurs en Stadsbeplanning.</p>	 <p>ACESA</p> <p>Consulting Engineers South Africa</p>
<p>GEEN AFMETINGS MAG VAN TEKENINGE GESKAAAL WORD NIE ALLE AFMETINGS MOET OP TEKENEINGE NAGEGAAN WORD VOOR KONSTRUKSIE.</p>		<p>COPIRIGHT IS VESTED IN MVD KALAHARI IN TERMS OF THE COPYRIGHT ACT, (ACT 96 OF 1979) OUTEURSREG IS GEVESTIG IN MVD KALAHARI, KRAAGTENS DIE WET OP OUTEURSREG (WET 96 VAN 1978)</p>			<p>Du Toitspanweg 186 Du Toitspan Road Postbus P.O. Box 580 Kimberley 8300 Tel (031) 8331 1889/90</p> <p>Ekali admin@mvdkalahari.co.za www.mvdkgroup.org Level 1 B-BBEE Contributor</p>	<p>Du Toitspanweg 186 Du Toitspan Road Postbus P.O. Box 580 Kimberley 8300 Tel (031) 8331 1889/90</p>

DESIGN ONTWERP	J.A. DU PLESSIS
DRAWN GETEKEN	C.P. MUNDAY
CHECKED NAGEGAAN	L.C. KING
CLIENT KLENT	WHAG
DATE DATUM	SEPTEMBER 2024

PROJECT/PROJEK

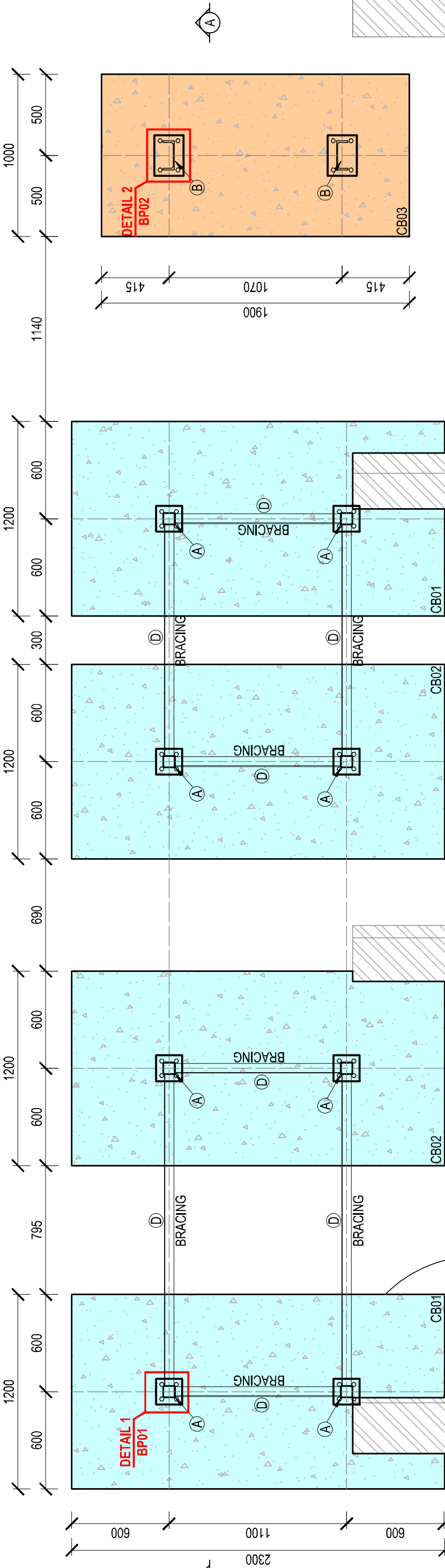
WILLIAM HUMPHREYS ART GALLERY
CONSTRUCTION OF EMERGENCY EXIT

WILLIAM HUMPHREY ART GALLERY

DRAWING LIST, SITE LAYOUT AND GENERAL NOTES

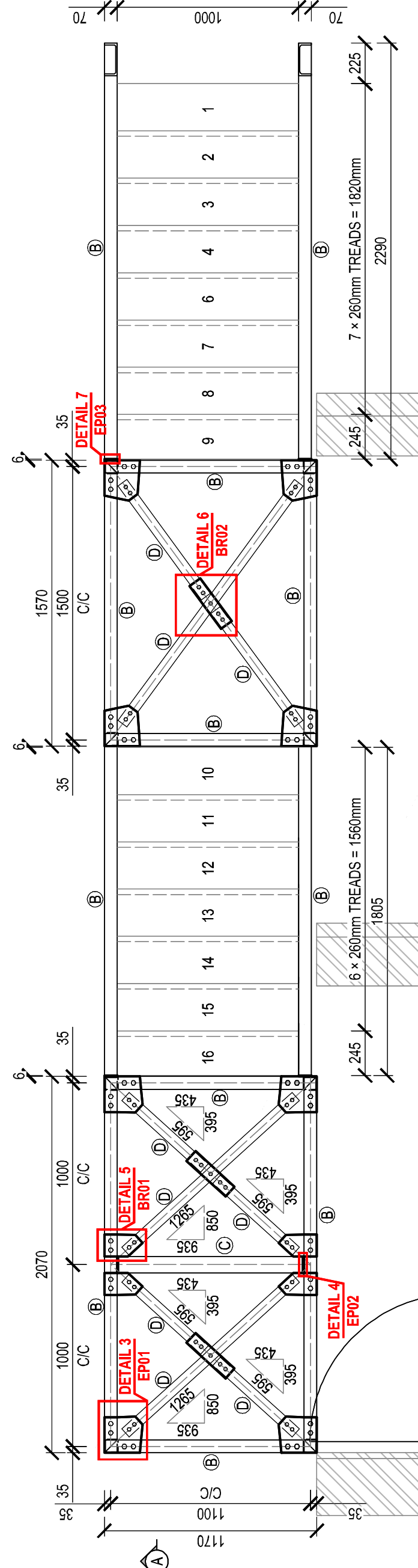
REVISION	6247-01/S/001	TEKENING Nr.	REV No
SCALE	1:500	SCALE/SCAAL	--
SHEET	A1	SIZE/PAPIER GROOTTE	

FOR APPROVAL



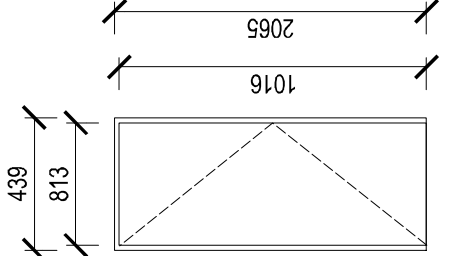
COLUMN AND COLUMN BASE LAYOUT
SCALE 1:25

LEGEND	
	2300x1200x400mm DEEP 25MPa R.C. COLUMN BASE (CB01 - CB02)
	1000x1900x500mm DEEP 25MPa R.C. COLUMN BASE (CB03)
	1000x1000x350mm DEEP 20MPa R.C. COLUMN BASE (CB04)
	SHS 75x75x5mm (11.1 kg/m)
	PFC 180x70mm (21.1 kg/m)
	IPE 180 (18.8 kg/m)
	HR4 60x60x5mm (4.57 kg/m)
	MACLOCK TYPE B 90° STANCHION
	MACLOCK TYPE A 35° STANCHION
	MACLOCK HANDRAIL
	VITAGRID VEZ SERIES 290x100mm START/READ
	VITAGRID VEZ SERIES 245x100mm START/READ
	VITAGRID SERIES VE LIGHT DUTY WALKWAY BBAR 25x4.5
	SHS 100x100x2.5mm (7.88 kg/m)
	CFLC 150x50x20x2.0mm (5.10 kg/m)
	M16 THREADED ROD
	CFLC 15x50x20x2.5 (7.25 kg/m)



EMERGENCY STAIRCASE STEEL LAYOUT
SCALE 1:25

DOOR SCHEDULE	
CODE	D1
QUANTITY	1
FRAME	PREGALV MILD STEEL FRAME TO SUIT 230mm WALL
F. FINISH	GLOSS ENAMEL PAINT
DOOR	2032 x 913 x 44mm CLASS A (ONE HOUR) HARBORD FIRE DOOR RIGHT HAND
DOOR FINISH	3 COATS CLEAR VARNISH
FURNITURE	INSIDE: EMERGENCY EXIT PUSH BAR OR SIMILAR APPROVED SIGNAGE TO INDICATE DOOR OUTSIDE: EMERGENCY EXIT OUTSIDE ACCESS DEVICE OR SIMILAR APPROVED



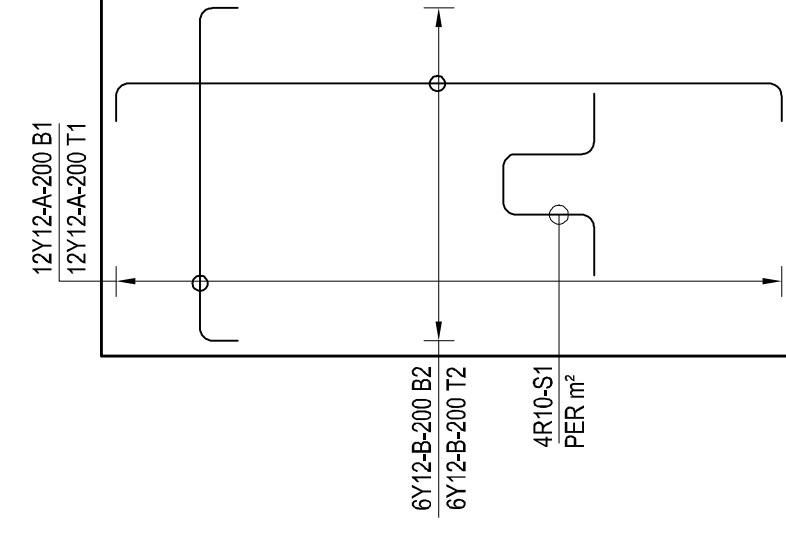
MEMBER	No	BARS PER OF MEMB	DIA.	LENGTH	NUM-BER	MARK	S	C	BENDING			
									A	B	C	D
COLUMN BASE CB01 REBAR	2	18 Y12	36 A	1200	34	1100						
		6 Y12	12 B	100	20	1500						
		6 Y12	12 C	850	34	2200						
		4 Y12	16 E	1750	34	2200						
		3 R10	6 S1	1150	83	200	300	200	(200)			
	8	10	12	16	20	25	32	40	TOT			
R	4											
Y	91											
TOT	4	91										

RAADGEWENDE INGENIEURS & STADTBEPLANNING
Consulting Engineers and Town Planning

WHAG - KIMBERLEY
PMS FOR INFRASTRUCTURE
PROGRAMME

Revision
Schedule No
CB01

COLUMN BASE
CB01 REINFORCEMENT LAYOUT
SCALE 1:25



COLUMN BASE
CB02 REINFORCEMENT LAYOUT
SCALE 1:25

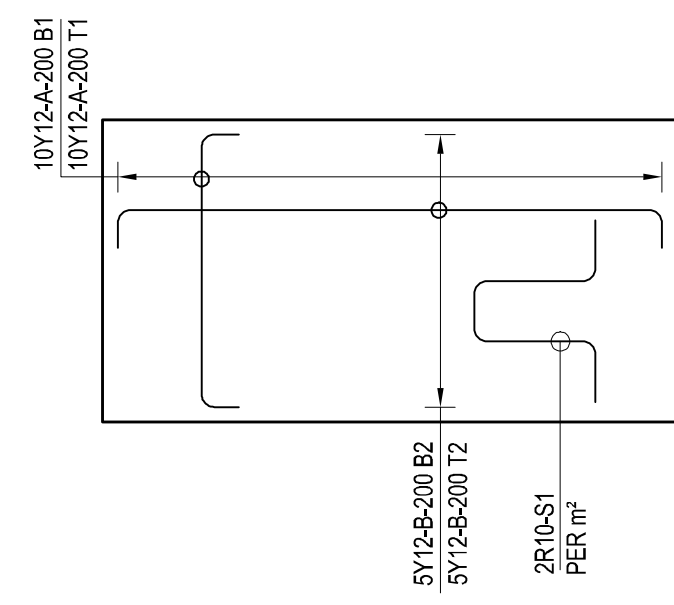
MEMBER	No	BARS PER OF MEMB	DIA.	LENGTH	NUM-BER	MARK	S	C	BENDING			
									A	B	C	D
COLUMN BASE CB03 REBAR	1	20 Y12	20 A	1000	34	900						
		10 Y12	10 B	1900	34	1800						
		2 R10	2 S1	1350	83	200	400	200	(200)			
	8	10	12	16	20	25	32	40	TOT			
R	2											
Y	35											
TOT	2	35										

RAADGEWENDE INGENIEURS & STADTBEPLANNING
Consulting Engineers and Town Planning

WHAG - KIMBERLEY
PMS FOR INFRASTRUCTURE
PROGRAMME

Revision
Schedule No
CB03

COLUMN BASE
CB03 REINFORCEMENT LAYOUT
SCALE 1:25



NOTE/NOTA :
NO DIMENSIONS ARE TO BE SCALED OFF
AS DIMENSIONS ARE TO BE RAISED
TO BE RAISED ON SITE PRIOR TO ANY
CONSTRUCTION.

GEEN AFMETINGS MAG VAN TEKENINGE
GESKAAL. WORD NIE ALLE AFMETINGS
MOET OP TERREIN NAGEGAAN WORD
VOOR KONSTRUKSIE.

COPYRIGHT IS VESTED IN
MVD KALAHARI IN TERMS OF
THE COPYRIGHT ACT (ACT 98 OF 1978)
OUTEURSREG IS GEVESTIG IN
MVD KALAHARI. KRAAGTENS DIE
WET OP OUTEURSREG (WET 98 VAN 1978)

NO.	DATE	AMENDMENTS
Nr.	Datum	Wysings

RAADGEWENDE INGENIEURS & STADTBEPLANNING
Consulting Engineers and Town Planning

CE SA
Consulting Engineers South Africa

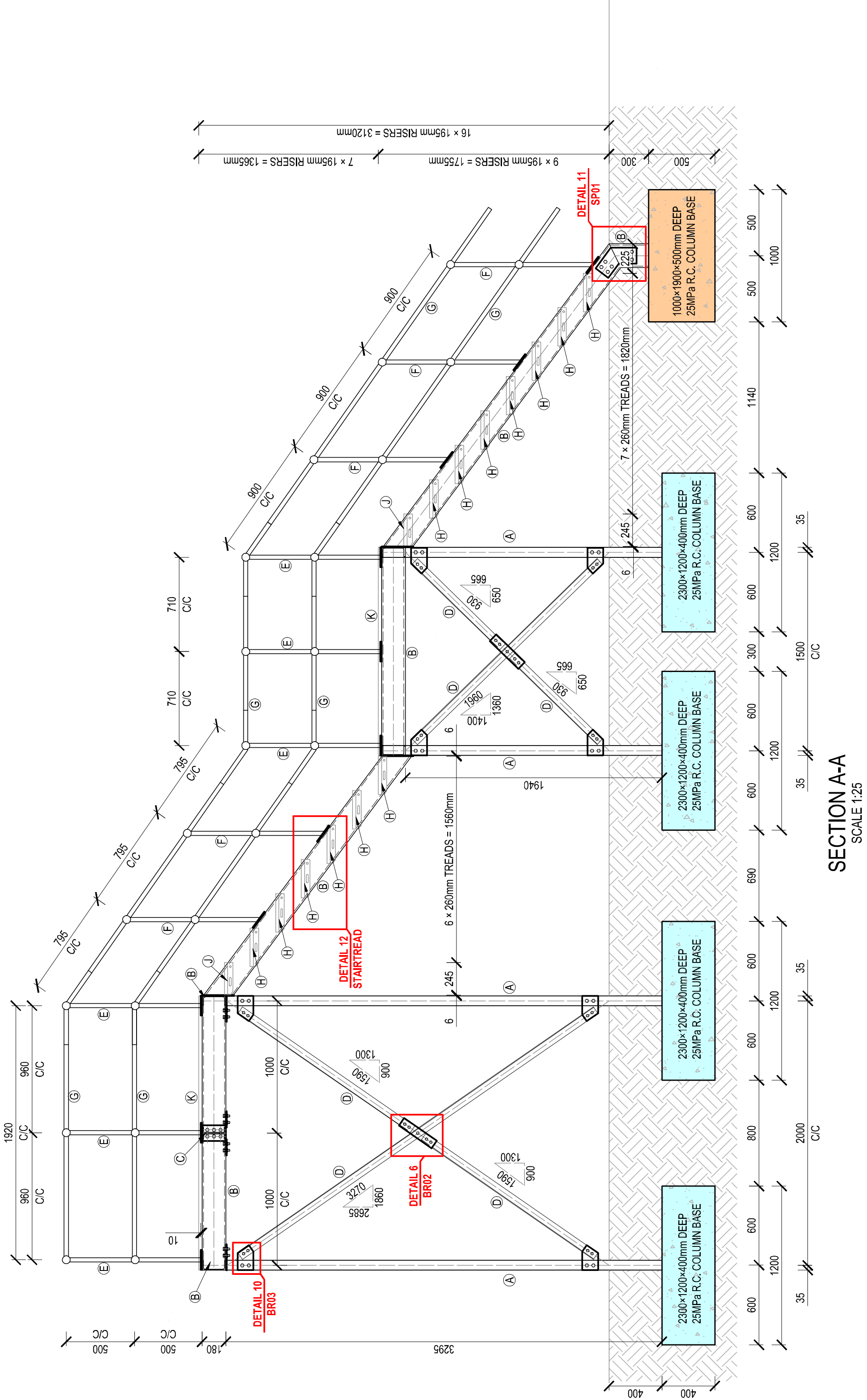
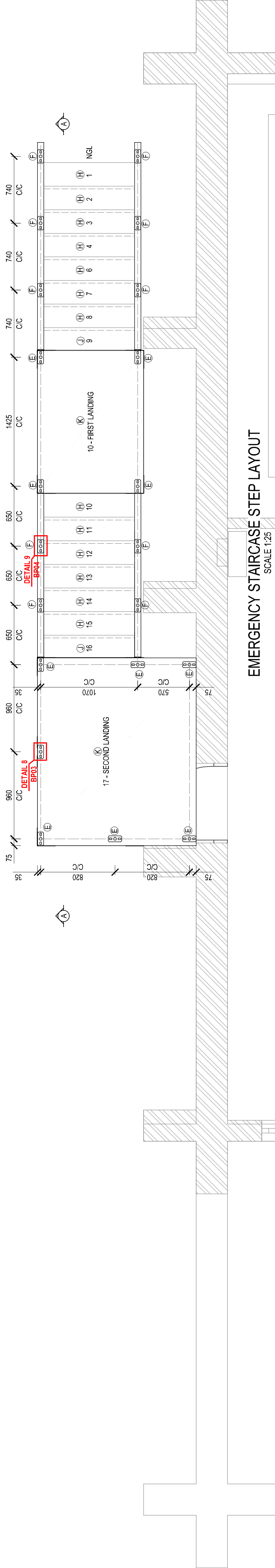
DU TOEGANWEG 186 / Du Toitspan Road | E-Mail: admin@mvdalahari.co.za
Postbus / P.O. Box 580, Kimberley 8300 | www.mvdgroup.co.za
Tel: (053) 831 1889/90 | Level 1 B-BBEE Contributor

DESIGN: J.A. DU PLESSIS
DRAWN: C.P. MUNDAY
CHECKED: L.C. KING
CLIENT: WHAG
DATE: SEPTEMBER 2024

PROJECT/PROEJ		CLIENT/KLIENT
		WILLIAM HUMPHREY ART GALLERY
		DRAWING DESCRIPTION/TEKENING BESKRYWING EMERGENCY EXIT COLUMN BASE AND STEEL LAYOUT
PAPER SIZE/PAPIER GROOTTE	SCALE/SKAAL	REV. No.
A1	A.S.	6247-01/S/S/L/001

FOR APPROVAL

LEGEND	
<div></div>	2300x1200x400mm DEEP 25MPa R.C. COLUMN BASE (CB01 - CB02)
<div></div>	1000x1900x500mm DEEP 25MPa R.C. COLUMN BASE (CB03)
<div></div>	1000x100x350mm DEEP 20MPa R.C. COLUMN BASE (CB04)
<div></div>	SHS 75x75x5mm (11.1 kg/m)
<div></div>	PFC 180x70mm (21.1 kg/m)
<div></div>	IPE 180 (18.8 kg/m)
<div></div>	HR4 60x60x5mm (4.57 kg/m)
<div></div>	MACLOCK TYPE B 90° STANCHION
<div></div>	MACLOCK TYPE A 35° STANCHION
<div></div>	MACLOCK HANDRAIL
<div></div>	VITAGRID VEZ SERIES 290x100mm STAIRTREAD
<div></div>	VITAGRID VEZ SERIES 245x100mm STAIRTREAD
<div></div>	VITAGRID SERIES VE LIGHT DUTY WALKWAY BBAR 25x4.5
<div></div>	SHS 100x100x2.5mm (7.88 kg/m)
<div></div>	CFLC 150x50x20x2.0mm (5.10 kg/m)
<div></div>	M16 THREADED ROD
<div></div>	CFLC 75x50x20x2.5 (7.25 kg/m)



NOTE/NOTA :
NO DIMENSIONS ARE TO BE SCALED OFF
AS DIMENSIONS ARE TO BE SCALED OFF
TO BE RAISED ON SITE PRIOR TO ANY
CONSTRUCTION.

A BEFORE CONTRACT COMMENCES.
YOUR CONTRACT IN ANVAAG NEEEM.
AFTER CONTRACT HAS COMMENCED.
A1 NA KONTRAK IN ANVAAG GENEEM HET.

COPYRIGHT IS VESTED IN
MVD KALAHARI IN TERMS OF
THE COPYRIGHT ACT (ACT 98 OF 1978)
Outeursreg is gevestig in
MVD KALAHARI. KRAGTENS DIE
WET OP Outeursreg (WET 98 VAN 1978)

MVD Kalahari

Consulting Engineers and Town Planning/Raadgewende Ingenieurs en Stadsbeplanning.

Du Toitspanweg 186 / Du Toitspan Road / E-Mail: admin@mvdalahari.co.za
Postbus / P.O. Box 580, Kimberley 8300 / www.mvdgroup.org
Tel: (053) 831 1889/90 / Level 1 B-BBEE Contributor



CESA
Consulting Engineers South Africa

DESIGN ONTWERP	J.A. DU PLESSIS
DRAWN GETEKEN	C.P. MUNDAY
CHECKED NAGEGAAN	L.C. KING
CLIENT KLIANT	WHAG
DATE DATUM	SEPTEMBER 2024

PROJECT/PROEJ

WILLIAM HUMPHREYS ART GALLERY
CONSTRUCTION OF EMERGENCY EXIT

CLIENT/KLANT

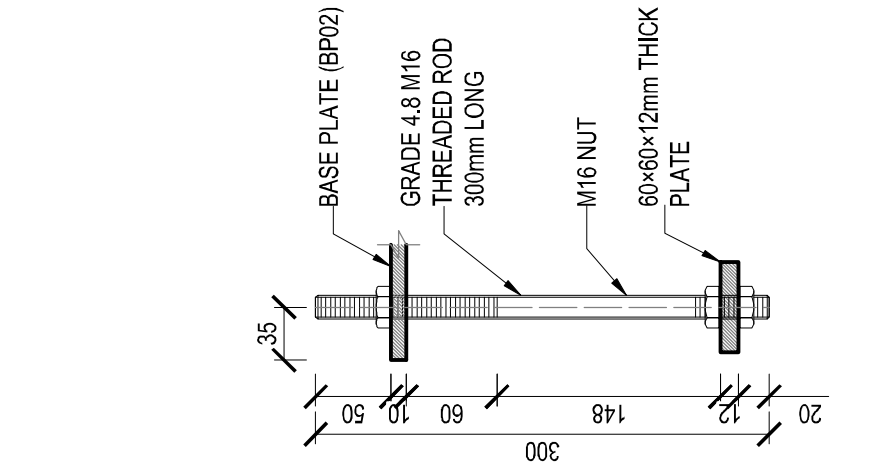
WILLIAM HUMPHREY ART GALLERY

DRAWING DESCRIPTION/TEKENING BESKRIVING

EMERGENCY EXIT
STEP LAYOUT AND SECTION

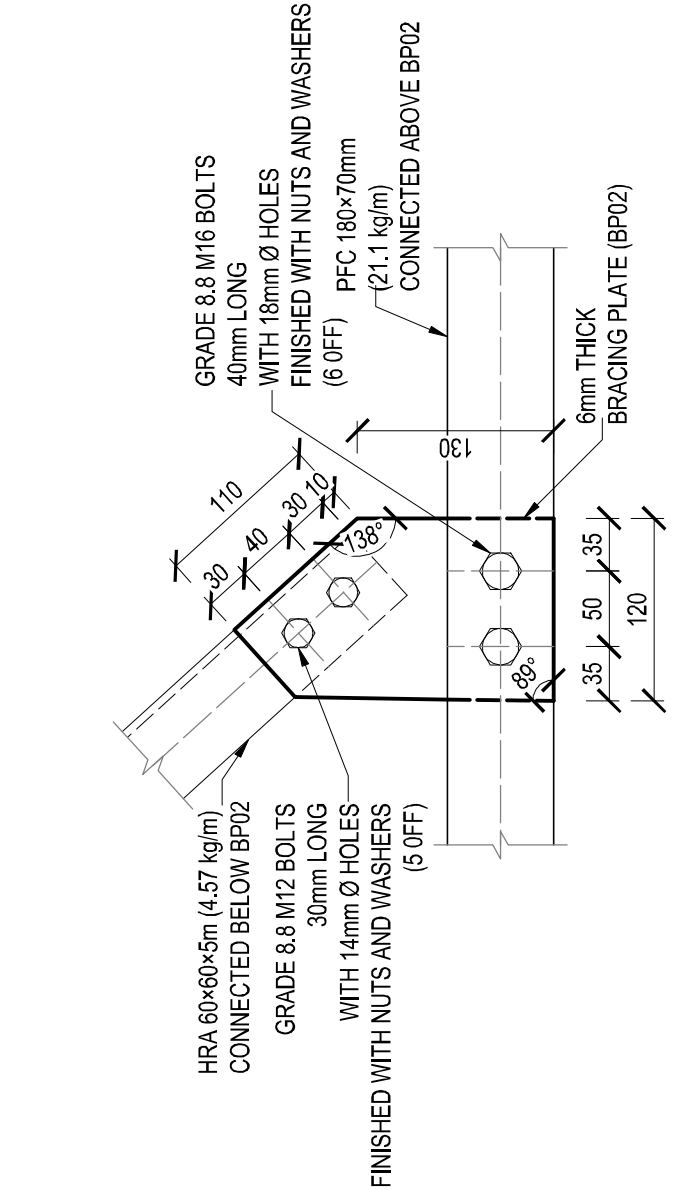
PAPER SIZE/PAPIER GROOTTE	SCALE/SKAAL	DRAWING NO./TEKENING N ^o	REV. N ^o
A1	A.S.	6247-01/S/S/L/002	--

FOR APPROVAL



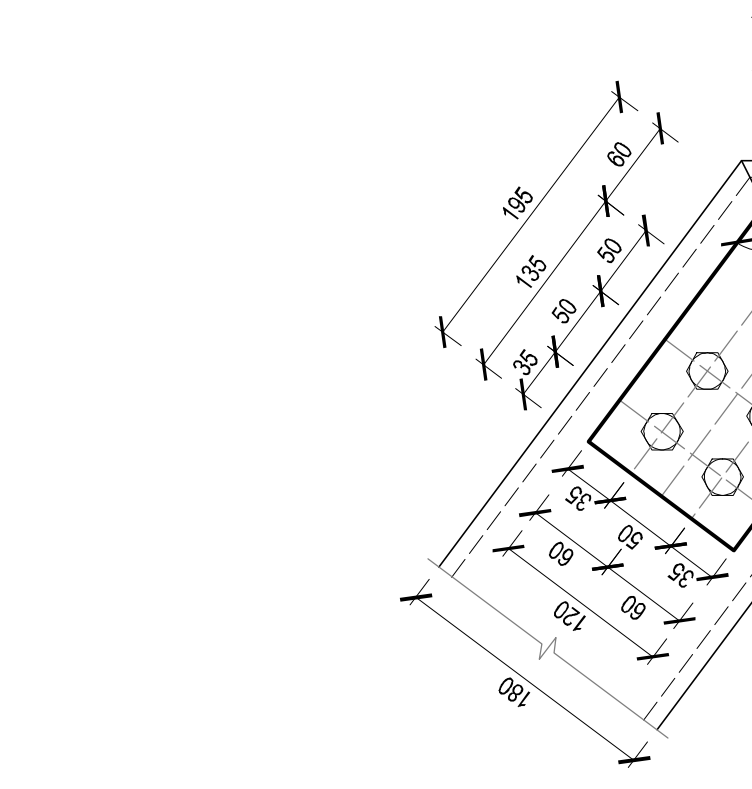
SECTION S2-S2
SCALE 1:5

SCALE 1:



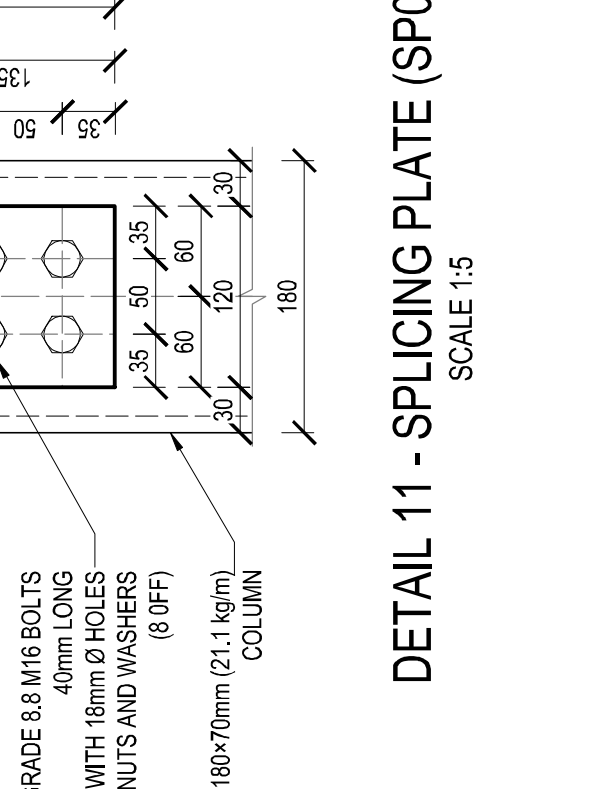
SECTION S5-S5
SCALE 1:5

SALE 1:5



PFC 180x70mm

1



DETAIL 11 - SPlicing PLATE (SP01)
SCALE 1:5

SCALE 1.5

CLIENT/KLIJNT		WILLIAM HUMPHREY ART GALLERY	
DRAWING DESCRIPTION/TEKENING BESCHRIJVING			
CONNECTION DETAILS			
PAPER SIZE/PAPIER GROOTTE	SCALE/SKAAL	DRAWING No./TEKENING Nr.	REV No.
A1	A.S.	6247-01/S/S/D/001	--
FOR APPROVAL			

SECTION 4:
CONSTRUCTION OF HANGING FRAMES FOR ARTIFACT
STORAGE

Project No: WB 02/2025 (6247)



WILLIAM HUMPHREYS ART GALLERY

BILL OF QUANTITIES

FOR

CONSTRUCTION OF HANGING FRAMES FOR

ARTIFACT STORAGE

SECTION 4 BILL 1

**MVD Kalahari Consulting Engineers and
Town Planners**

**186 du Toitspan Road
Kimberley
8301**

DATE: March 2025

**WILLIAM HUMPHREYS ART GALLERY - MULTI
CONSTRUCTION SERVICES - TENDER WB02/2025**

SCHEDULE B - BOQ

[illegible]

PROJECT NUMBER: 6247

WILLIAM HUMPHREYS ART GALLERY - MULTI
CONSTRUCTION SERVICES - TENDER WB02/2025
SCHEDULE B - BOQ

Number	Item Description	Unit	Quantity	Rate	Amount	
					R	c
	Building Work Storage Area No2					
	Section 4: Bill 1					
2	BRICKLAYER					
2.1	GENERAL PURPOSE BRICKS: To be good, hard, sound, well burnt machine made bricks, even in size.					
2.2	<u>BRICKWORK:</u> Build all solid superstructure walls to the lengths and thicknesses shown on drawings with bricks as described.					
2.3	HALF BRICK THICK WALLS: Half brick thick walls are to be built in cement mortar, reinforced with 75mm wide brick reinforcement, one row to every eighth course in height, and built 100mm into main connecting walls. The reinforcement shall be lapped 150mm at end joints, and 75mm at angles. <u>NOTE</u> Within new wall in Storage Area No2, leave opening of 257mm ø for Extractor Fan Ladder Strip. Storage Area No 2: 10 Basement Storage No1: 2	m²	12.0			
3.	<u>BUILDING IN OF PRESSED STEEL DOOR FRAMES:</u> Set pressed steel door frames in position shown on drawing. Strut as required and build in as the work proceeds. Storage Area No2:	nr	1.0			
4.	<u>PRESSTRESSED LINTELS UNDER NEW WALL/S IN EXISTING BUILDING:</u> Remove the floor finishing and lay prestressed lintel/s on existing concrete surface bed, one under each half brick thickness of wall. Storage Area No 2:	lm	3.0			
Total Carried Forward						

**WILLIAM HUMPHREYS ART GALLERY - MULTI
CONSTRUCTION SERVICES - TENDER WB02/2025
SCHEDULE B - BOQ**

Number	Item Description	Unit	Quantity	Rate	Amount	
					R	c
Brought Forward						
	Building Work Storage Area No2					
5.	<u>CARPENTRY AND JOINERY</u>					
5.1	SOLID FLUSH DOOR/S (PRESSED STEEL FRAME/S WITHOUT FANLIGHT/S): The internal door/s shown on drawing/s or as mentioned, are to be 40mm thick solid flush doors finished off faced both sides with water resistant oil varnish elsewhere specified. Hang door/s on butts supplied with frame/s as specified in "Metalwork" fit 75mm locks and furniture described in "Iron Mongary". Storage Area No 2:	nr	1.0			
6.	<u>IRONMONGERY</u>					
6.1	MORTICE DOOR LOCKS: Provide and fit 4 Lever mortice lock, including furniture as required. Lock is to be supplied with two keys. Fit and adjust striking plates. Storage Area No 2 D003	nr	1.0			
7.	<u>PLASTERING</u>					
7.1	INTERNAL CEMENT PLASTER ON BRICKWORK: Render all internal wall surfaces with 4:1 cement plaster both sides to thickness of 10mm. Storage Araea No 2:	m²	20.0			
8.	<u>PAINTING</u> PREPARATION FOR PAINTING: CLEANING DOWN: Cleaning down shall mean washing down with approved cleanser, filling as necessary, rubbing down to an even surface and hosing down to remove all dust and loose particles. WIRE BRUSHING: Wire brushing shall mean wire brushing to a clean and solid surface, filling as necessary, rubbing down to an even surface and hosing down to remove all dust and loose particles. RUB DOWN: Rub down to bare surface shall mean complete removal of everything to the base of material.					
Total Carried Forward						

PROJECT NUMBER: 6247

WILLIAM HUMPHREYS ART GALLERY - MULTI
CONSTRUCTION SERVICES - TENDER WB02/2025
SCHEDULE B - BOQ

[illegible]

PROJECT NUMBER: 6247

**WILLIAM HUMPHREYS ART GALLERY - MULTI
CONSTRUCTION SERVICES - TENDER WB02/2025
SCHEDULE B - BOQ**

Number	Item Description	Unit	Quantity	Rate	Amount	
					R	c
	Steel Engineering Works: Storage Areas 1 & 2					
9.	Section 4: Bill 2 STORAGE AREA No2: ROLLAWAY FRAMES Construct Steel Frames of 76 x 50 x 2mm Rectangular Tubing to sizes as indicated on drawings. Steel Frames:	nr	5.0			
9.1.	Cover both sides with 8 x 20mm Expanded Metal Flatex sheets, fixed in place by 50 x 5mm Flat Bar surrounds secured to frames by 8mm Bolts with flat washers, lock washer and nuts. Flatex Sheets	m ²	83.0			
9.2.	50 x 5mm Flat Bar Surrounds to size as indicated on drawing inclusive of Bolts, Washers, Lock Washers and Nuts	lm	118.0			
9.3.	PAINT STEELWORK: All metal surfaces shall be thoroughly cleaned and sanded down to a smooth and even surface, free from dirt and grease, and all rust. Apply one coat of Red Oxide Paint to all bare surfaces, all strictly applied in accordance with the manufacturer's instructions. Paint Steel Frames, Top Tracks, Flatex Sheets and Flat Bar surrounds with two coats High Gloss White finishing Paint.	m ²	20.0			
9.4.	HILLALDAM FIXTURES Each frame shall be suspended from top by 'Hillaldam 400S Top Track' secured to concrete ceilings by 8mm ø Rawl Bolts evenly spaced over length of Top Track. Each Frame shall be fitted with 'Hillaldam 0406 Steel Door Hangers' at the top, and support on the underside of frames with '98S Hillaldam Mortice Fix Roller' recessed into frames, running on 'Hillaldam 408S Lugged Track' securely set within existing floor to depths as indicated on drawings.					
9.5.	Install at 600mm centres 'Hillaldam 400S Top Track' secured to ceiling inclusive of Rawl Bolts. Top Track Length: Track length: 5.8m each	nr	5.0			
9.6.	Install at even centres, 3 per sliding frame, 'Hillaldam 0406 Steel Door Hangers' as per drawing 6247/02/C/B/B/002 .	nr	15.0			
9.7.	Install at even centres, 3 per sliding frame, '98S Hillaldam Mortice Fix Roller' as per drawing 6247/02/C/B/B/002 .	nr	15.0			
9.8.	Install at 600mm centres, 'Hillaldam 408S Lugged Track' to lengths as indicated, recessed within concrete floor inclusive of repair work to concrete chased sections as indicated on drawing. 4086S Bottom Lugged Track length: 5.8m each	nr	5.0			
Total Carried Forward						

PROJECT NUMBER: 6247

WILLIAM HUMPHREYS ART GALLERY - MULTI
CONSTRUCTION SERVICES - TENDER WB02/2025

SCHEDULE B - BOQ

[illegible]

PROJECT NUMBER: 6247

**WILLIAM HUMPHREYS ART GALLERY - MULTI
CONSTRUCTION SERVICES - TENDER WB02/2025
SCHEDULE B - BOQ**

Number	Item Description	Unit	Quantity	Rate	Amount	
					R	c
Brought Forward						
	Steel Engineering Works: Storage Areas 1 & 2					
11.	STORAGE AREA No 1: Rollaway Frames					
	Construct Steel Frames of 76 x 50mm Rectangular Tubing to sizes as indicated on drawings.					
	Steel Frames:	nr	8.0			
11.1.	Cover both sides with 8 x 20mm Expanded Metal Flatex sheets, fixed in place by 50 x 5mm Flat Bar surrounds secured to frames by 8mm Bolts with flat washers, lock washer and nuts.					
	Flatex Sheets	m²	133.0			
11.2.	50 x 5mm Flat Bar Surrounds to size as indicated on drawing inclusive of Bolts, Washers, Lock Washers and Nuts	lm	189.0			
11.3.	PAINT STEELWORK:					
	All metal surfaces shall be thoroughly cleaned and sanded down to a smooth and even surface, free from dirt and grease, and all rust. Apply one coat of Red Oxide Paint to all bare surfaces, all strictly applied in accordance with the manufacturer's instructions.					
	Paint Steel Frames, Top Tracks, Fltex Sheets and Flat Bar surrounds with two coats High Gloss White finishing Paint.	m²	20.0			
11.4.	HILLALDAM FIXTURES					
	Each frame shall be suspended from top by 'Hillaldam 400S Top Track' secured to concrete ceilings by 8mm ø Rawl Bolts evenly spaced over length of Top Track.					
	Each Frame shall be fitted with 'Hillaldam 0406 Steel Door Hangers' at the top, and support on the underside of frames with '98S Hillaldam Mortice Fix Roller' recessed into frames, running on 'Hillaldam 408S Lugged Track' securely set within existing floor to depths as indicated on drawings.					
11.5.	Install at 600mm centres 'Hillaldam 400S Top Track' secured to ceiling inclusive of Rawl Bolts.					
	Top Track Length: 5.8m each	nr	8.0			
11.6.	Install at even centres, 3 per sliding frame, 'Hillaldam 0406 Steel Door Hangers' as per drawing 6247/02/C/B/B/002	nr	24.0			
11.7.	Install at even centres, 3 per sliding frame, '98S Hillaldam Mortice Fix Roller' as per drawing 6247/02/C/B/B/002.	nr	24.0			
11.8.	Install at 600mm centres, 'Hillaldam 408S Lugged Track' to lengths as indicated, recessed within concrete floor inclusive of repair work to concrete chased sections as indicated on drawing.					
	4086S Bottom Lugged Track length: 5.8m each	nr	8.0			
Total Carried Forward To Summary						



PROJECT NUMBER: 6247

**WILLIAM HUMPHREYS ART GALLERY - MULTI
CONSTRUCTION SERVICES - TENDER WB02/2025
SCHEDULE B - BOQ**

Number	Item Description	Unit	Quantity	Rate	Amount	
					R	c
	Section 4: Bill 3					
12.	Section 4: Bill 3					
	FRONT ENTRANCE TO ART GALLERY					
12.1	SINAGE					
	Remove existing Name Sign at top of Art Gallery Entrance and remove from site.					
	In position of old sign, provide new sign to size and configuration and housed in Aluminium Frame and secured in position all as indicated on drawing.					
	Sign dimensions:					
	Frame dimensions to be constructed to size suitable for sign size.	nr	1.0			
12.2	<u>PAINTING</u>					
	PREPARATION FOR PAINTING:					
	CLEANING DOWN: Cleaning down shall mean washing down with approved cleanser, filling as necessary, rubbing down to an even surface and hosing down to remove all dust and loose particles.					
	WIRE BRUSHING: Wire brushing shall mean wire brushing to a clean and solid surface, filling as necessary, rubbing down to an even surface and hosing down to remove all dust and loose particles.					
	RUB DOWN: Rub down to bare surface shall mean complete removal of everything to the base of material.					
	EXTERNAL PAINTING					
12.3.1	PAINTED EXTERNAL WALL AND CEILING SURFACE WITH PAINT FILM IN GOOD CONDITION (PAINT WITH EMULSION PAINT):					
	Wash all greasy surfaces down with an approved detergent. Hose down with a garden hose all external surfaces to be painted to remove dust and dirt. Sand down and apply one primer coat and 2 coats White Textured Acrylic Paint.					
	Front Entrance external Hallway to Art Gallery	m ²	58.0			
13.	<u>PLUMBING AND DRAINAGE</u>					
13.1	REPLACE WATER TAPS:					
	Remove existing bib and pillar taps. Provide and connect new self-closing metering bib and pillar taps as per location indicated below. All water taps shall bear the standardisation mark of SABS.					
	Test for leaks.					
Total Carried Forward						

PROJECT NUMBER: 6247

WILLIAM HUMPHREYS ART GALLERY - MULTI
CONSTRUCTION SERVICES - TENDER WB02/2025
SCHEDULE B - BOQ

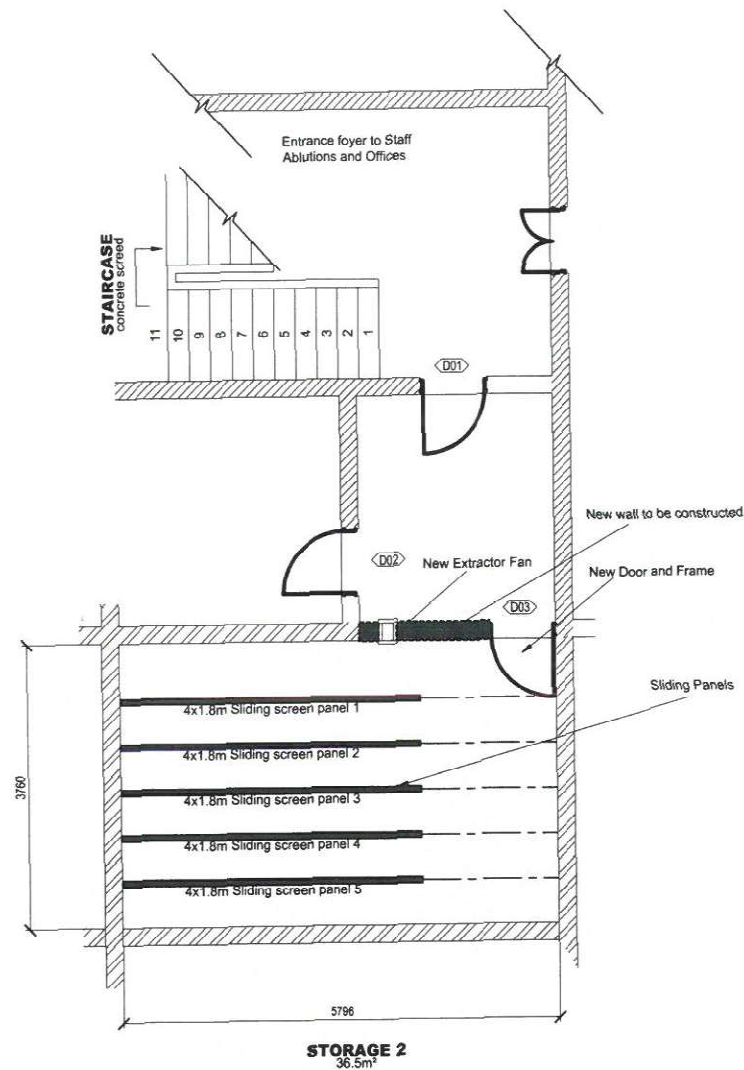
Number	Item Description	Unit	Quantity	Rate	Amount	
					R	c
Brought Forward						
	Section 4: Bill 3					
13.1.2	Self-metering Pillar Tap as per COB-KM2-100FS or equally approved.					
	Wash hand Basins					
	Staff Ablutions					
	Male x 1					
	Female X 1					
	Disabled x 2					
	Open Stage Area					
	Male x 3					
	Female x 3					
	Scholar Education Area					
	Wash tubs x 3					
	Gallery 'A'					
	Male x 3					
	Female x 3					
	Storage Area 2 x 1					
	Security Kitchen x 2					
		nr	21.0			
13.1.3	Self-metering Wall Mounted Bib Tap as per Cobra – FBBAN1MT-0GT01 or equally approved.					
	Open Stage Area					
	Kitchen x 2					
		nr	2.0			
Total Carried Forward To Summary						

PROJECT NUMBER: 6247

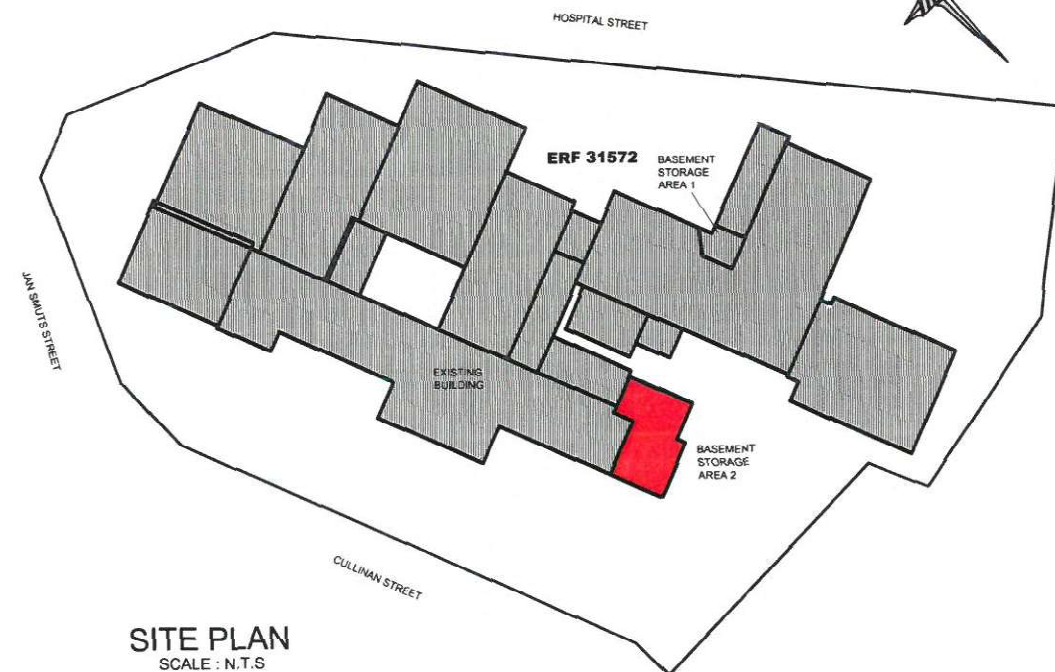
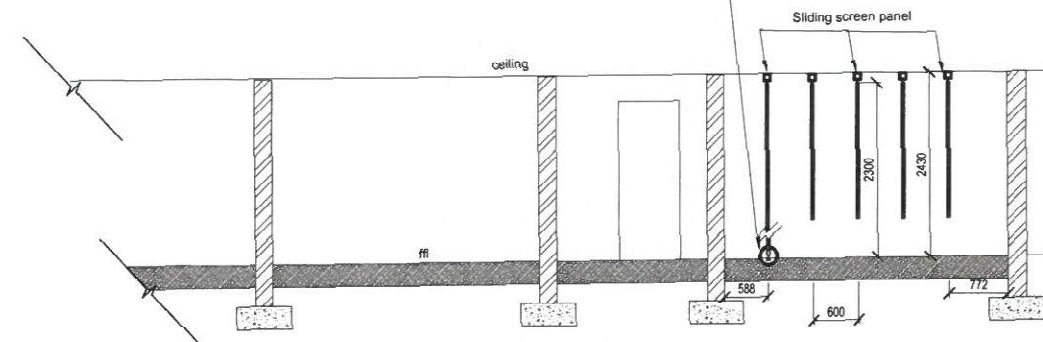
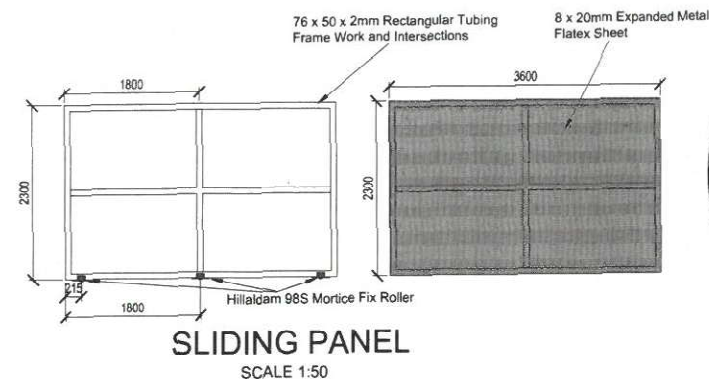
WILLIAM HUMPHREYS ART GALLERY - MULTI
CONSTRUCTION SERVICES - TENDER WB02/2025
SCHEDULE B - BOQ

SUMMARY OF SECTIONS

Section	Description	Amount (Rand)
2	Scope Of Work	
2	Section 4: Bill 1	
3	Section 4: Bill 2	
2	Section 4: Bill 3	
Total Carried Forward To Summary Of Schedules		



BASEMENT STORAGE NO 2 FLOOR PLAN
SCALE 1:50



NOTE/NOTA :
NO DIMENSIONS ARE TO BE SCALED OFF
ANY DRAWINGS. ALL DIMENSIONS ARE
TO BE RATIFIED ON SITE PRIOR TO ANY
CONSTRUCTION.

GEEN AFMETINGS MAG VAN TEKENINGE
GESKAAL WORD NIE. ALLE AFMETINGS
MOET OP TERREIN NAGEGAAN WORD
VOOR KONSTRUKSIE.

A BEFORE CONTRACT COMMENCES
VOOR KONTRAK IN AANVANG NEEM.
A1 AFTER CONTRACT HAS COMMENCED.
NA KONTRAK IN AANVANG GENEEM HET.

COPYRIGHT IS VESTED IN
MVD KALAHARI IN TERMS OF
THE COPYRIGHT ACT. (ACT 98 OF 1978)
OUTEURSREG IS GEVESTIG IN
MVD KALAHARI Kragtens die
WET OP Outeursreg. (WET 98 VAN 1978)

NO. NR.	DATE DATUM	AMENDMENTS WYSIGINGS

MVD Kalahari

Consulting Engineers and Town Planning/Raadgewende Ingenieurs en Stadsbeplanning.

Du Toitspanweg 186 / Du Toitspan Road
Postbus / P.O. Box 580, Kimberley 8300
Tel: (053) 831 1889/90

E-Mail: admin@mvdkalahari.co.za
www.mvdgroup.org
Level 2 B-BBEE Contributor

CESA
Consulting Engineers South Africa

DESIGN ONTWERP	---	---
DRAWN GETEKEN	X. Magau	---
CHECKED NAGEGAAN	T. vd Berg	---
CLIENT KLIENT	---	---
DATE DATUM	---	---

PROJECT/PROJEK

**WILLIAM HUMPHREYS
ART GALLERY**

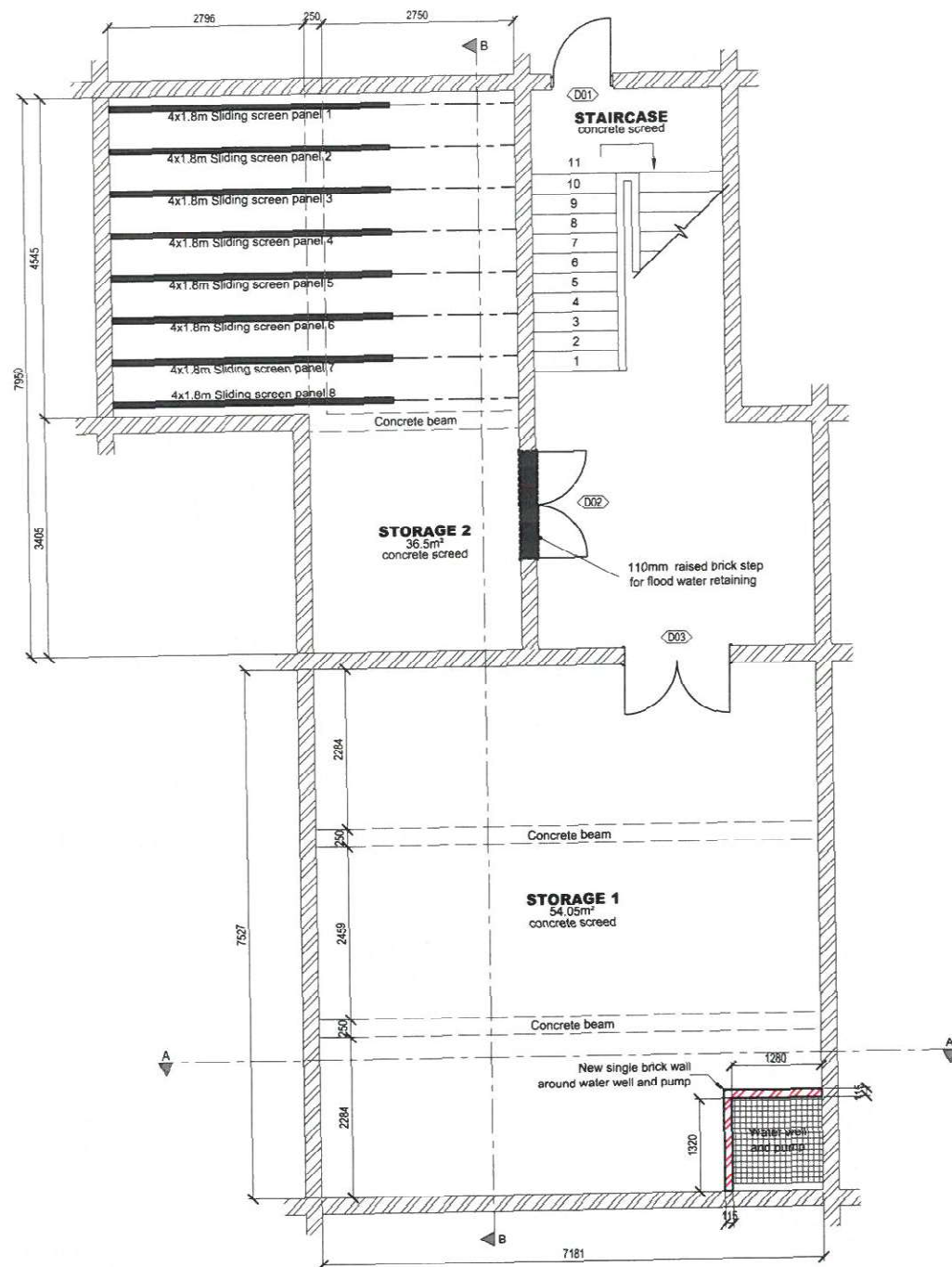
CLIENT/KLIENT

WHAG

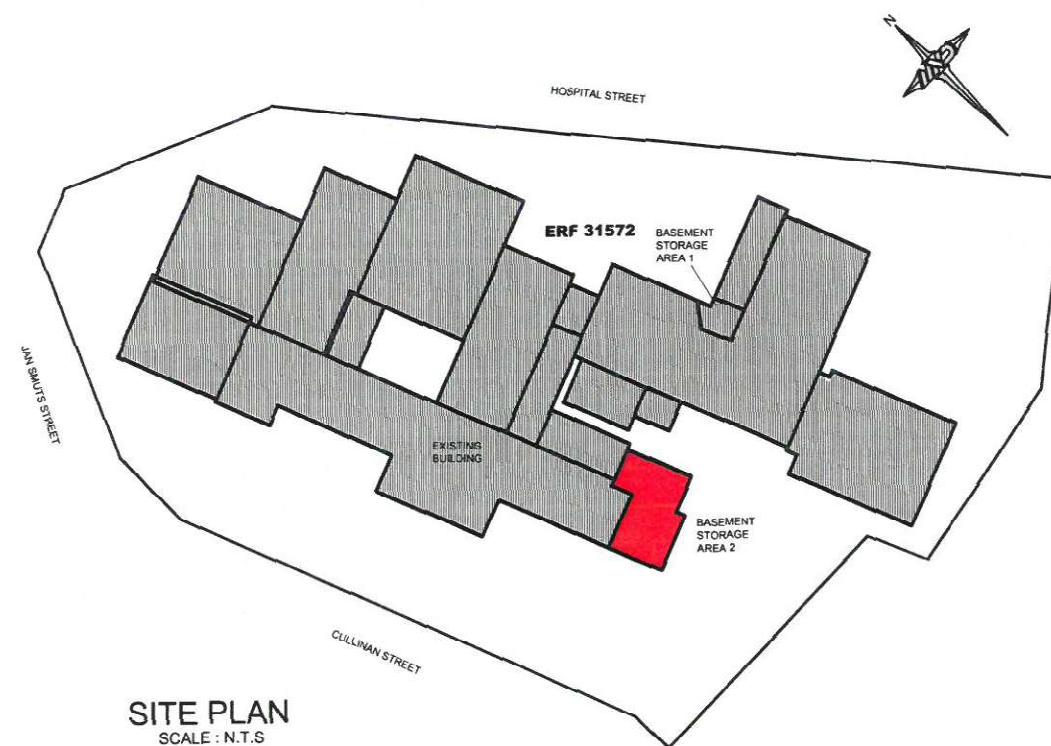
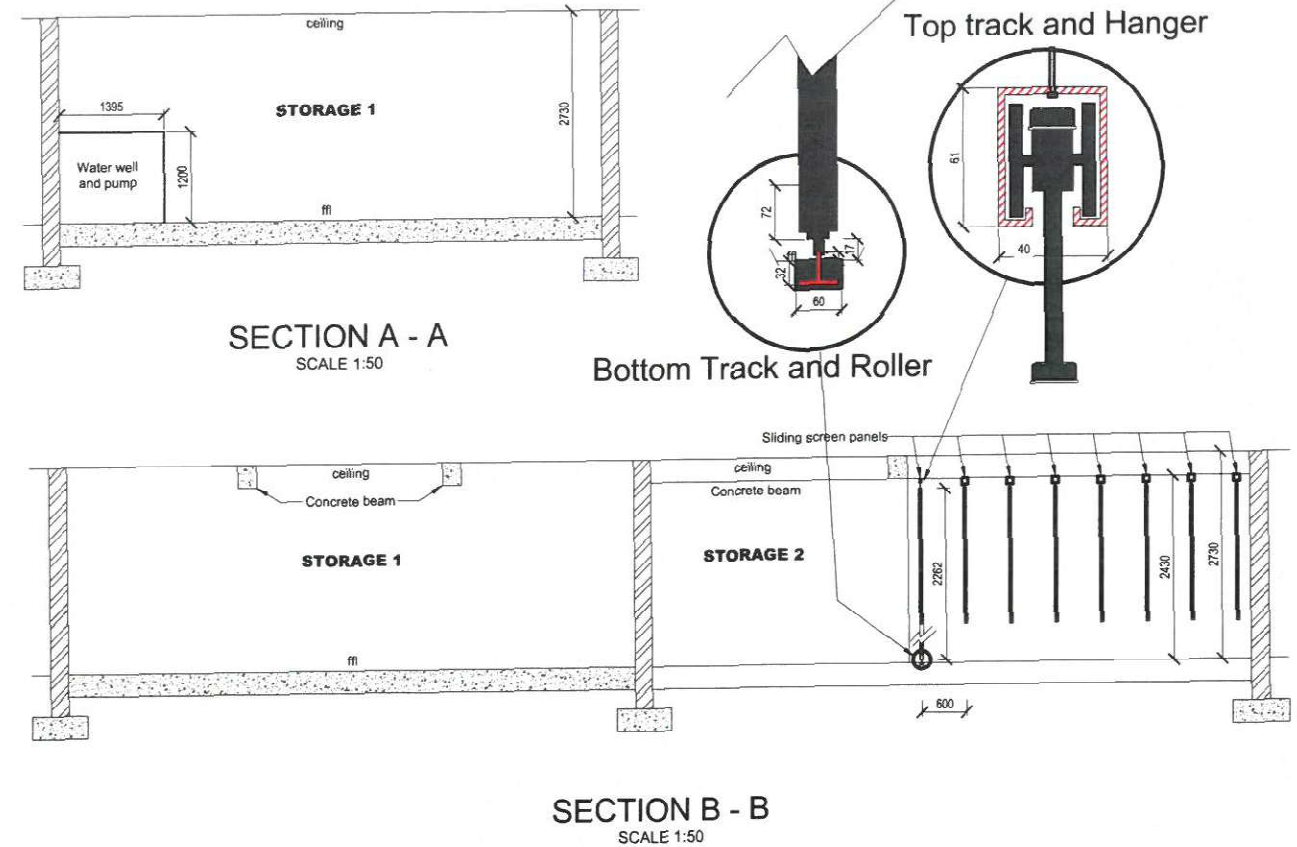
DRAWING DESCRIPTION/TEKENING BESKRYWING
**BASEMENT STORAGE AREA 2 FLOOR PLAN
AND SECTIONS**

PAPER SIZE/PAPIER GROOTTE	SCALE/SKAAL	DRAWING No./TEKENING Nr.	REV No.
A1	1:50	6247/02/C/B/B/001	--

TENDER



BASEMENT STORAGE AREA NO1 FLOOR PLAN
SCALE 1:50



SITE PLAN
SCALE: N.T.S.

NOTE/NOTA:

NO DIMENSIONS ARE TO BE SCALED OFF ANY DRAWINGS. ALL DIMENSIONS ARE TO BE RATIFIED ON SITE PRIOR TO ANY CONSTRUCTION.

GEEN AFMETINGS MAG VAN TEKENINGE GESKAAL WORD NIE. ALLE AFMETINGS MOET OP TERREIN NAGEGAAN WORD VOOR KONSTRUKSIE.

A BEFORE CONTRACT COMMENCES VOOR KONTRAK IN AANVANG NIEEM. AFTER CONTRACT HAS COMMENCED. A1 NA KONTRAK IN AANVANG GENEEM HET.

COPYRIGHT IS VESTED IN MVD KALAHARI IN TERMS OF THE COPYRIGHT ACT, (ACT 98 OF 1978). Outeursreg is gevestig in MVD KALAHARI. Kragtens die WET OP Outeursreg. (WET 98 VAN 1978)

NO. NR.	DATE DATUM	AMENDMENTS WYSIGINGS

MVD Kalahari

Consulting Engineers and Town Planning/Raadgewende Ingenieurs en Stadsbeplanning.

Du Toitspanweg 186 / Du Toitspan Road
Postbus / P.O. Box 580, Kimberley 8300
Tel: (053) 831 1889/90

E-Mail: admin@mvdkalahari.co.za
www.mvdgroup.org
Level 2 B-BBEE Contributor



DESIGN ONTWERP	---
DRAWN GETEKEN	X. Magau
CHECKED NAGEGAAN	T. vd Berg
CLIENT KLIJNT	---
DATE DATUM	---

PROJECT/PROJEK

WILLIAM HUMPHREYS ART GALLERY

CLIENT/KLIJNT

WHAG

DRAWING DESCRIPTION/TEKENING BESKRYWING
BASEMENT STORAGE AREA 1 FLOOR PLAN AND SECTIONS

PAPER SIZE/PAPIER GROOTTE	SCALE/SKAAL	DRAWING No./TEKENING Nr.	REV No.
A1	1:50	6247/02/C/B/B/002	--

TENDER

SUMMARY OF PRICES

Tender No WB 02/2025

WILLIAM HUMPHREYS ART GALLERY: ALTERATIONS TO EXISTING BUILDING -
MULTIPLE CONSTRUCTION SERVICES

Schedule of Quantities

SECTION	SUMMARY OF SECTIONS DESCRIPTION	AMOUNT R
	SCHEDULE 'A' P7G:	_____
	SECTION 1: FALSE ROOF	_____
	SECTION 2: CARPORTS	_____
	SECTION 3: EMERGENCY EXIT	_____
	SECTION 4: HANGING	_____
	FRAMES SUB TOTAL	_____
	VAT 15%	_____
Total carried forward To Form of Offer and Acceptance: Page No 4		_____

PART C3: SCOPE OF WORKS

Scope of Works – JBCC

SCOPE OF WORKS
JBCC 2000 PRINCIPAL BUILDING AGREEMENT
(Edition 4.1 of March 2005)

PROJECT	WILLIAM HUMPHREYS ART GALLERY - MULTIPLE CONSTRUCTION SERVICES
----------------	---

C3. Scope of Works

EXTENT OF THE WORKS

The work consists of **MULTIPLE CONSTRUCTION SERVICES** for WILLIAM HUMPHREYS ART GALLERY with a total **Contract Period of 6 Months** for completion of works contained within this specification.

The scope of works includes, but is not limited to:

2.1. SCOPE OF WORK

The Contract, as detailed in these Specification Documents and the accompanying Drawings, comprises of the manufacture, supply, transport and delivery, hoisting, installation, testing, setting in operation, leaving in complete working order, and guarantee of the under mentioned Projects and, except so far as the contract otherwise provides, the provision of all labour, materials, contractor's equipment and everything, whether of a temporary or permanent nature required in and for such manufacture, supply, offloading, hoisting, installation, testing, setting in operation, leaving in complete working order, guarantee so far as the necessity for providing the same is specified in or reasonably to be inferred from the contract.

2.2. ALTERATIONS TO EXISTING BUILDING – EXHIBITION WING

3.1.1. Builder's Work shall be included in this contract and all such work, as later herein specified as being specifically included from this contract, shall be carried out by the contractor as applicable and as provided herein.

3.1.2. Work by Contractor:

3.1.2.1. Design and supply all labour, plant and material to construct the roof complete with roof covering, flashing, bended drip and lightweight steel roof structure

Galvanized steel Z275 0.58 mm thick Klip-Lok 700 profile roof sheeting complete with all fixings, flashing, side cladding as indicated on the typical detail drawings. The new lightweight steel roof structure to be designed and supplied by a lightweight steel specialist manufacturer. Complete with design, supply and installation according to drawings.

3.3. CONSTRUCTION OF SIX (6) CARPORTS AND PALISADE FENCING

3.3.1. Builder's Work shall be included in this contract and all such work, as later herein specified as being specifically included from this contract, shall be carried out by the contractor as applicable and as provided herein.

3.1.3. Work by Contractor:

3.1.3.1. Design and supply all labour, plant and material to construct Car Ports complete with roof covering, flashing, steel roof structure as indicated within specifications and drawings.

3.1.3.2. Excavate column foundations for Palisade Fencing, provide and install Palisade Columns and secure exiting Palisade Fencing to new columns as indicated in specifications and drawings.

3.4. CONSTRUCTION OF EMERGENCY EXIT FIRST FLOOR

- 3.4.1. Builder's Work shall be included in this contract and all such work, as later herein specified as being specifically included from this contract, shall be carried out by the contractor as applicable and as provided herein.
- 3.4.2. Work by Contractor:
- 3.4.2.1. Design and supply all labour, plant and material to construct Emergency Exit complete steel structure as indicated within specifications and drawings.
- 3.4.2.2. Install Handrail according to detail drawing or according to specialist specifications.
- 3.4.2.3. Install Vitagrid walkway and steps according to detail drawing or according to specialist specifications.
- All as shown on drawings.





3.5. CONSTRUCTION OF SPECIALISED STORAGE

- 3.5.1. Builder's Work shall be included in this contract and all such work, as later herein specified as being specifically included from this contract, shall be carried out by the contractor as applicable and as provided herein.

3.5.2. Work by Contractor:




- 3.5.2.1. The scope of the project from the feasibility assessment is as indicated below within relevant Work Areas:

3.5.2.1.1. Below Artist Flat

-  Eight (8) steel frames covered with expanded metal flat sheets to measurements of 4 meters in length by 1,5 meters high will be constructed for storage of paintings.
-  Each steel frame will be suspended from the concrete ceiling by means of securing Hillaldam Top Hung Sliding Track with Hanger wheels attached to top side of steel frames.
-  Caster wheels to be secured to underside of steel frames running within guide channels secured to concrete floors.
-  Construction of a wooden display cabinet with glass front for storage of ceramic sculptures.

The second identified storage area will be utilised as the furniture disposal store, the only remodelling to take place is for the raising of the walls around the natural spring sump to provide an extended storage capacity to prevent flooding in event the drain pumps fail.

3.5.2.1.2. Below First Floor Offices

-  Eight (8) steel frames covered with expanded metal flat sheets to measurements of 4 meters in length by 1,5 meters high will be constructed for storage of paintings.
-  Each steel frame will be suspended from the concrete ceiling by means of securing Hillaldam Top Hung Sliding Track with Hanger wheels attached to top side of steel frames.
-  Caster wheels to be secured to underside of steel frames running within guide channels secured to concrete floors.

3.6. PROGRAMME

- 3.6.1. The tenderer shall execute these contract works strictly in accordance with the programme dates.
- 3.6.2. The contractor shall be required within ONE WEEK after acceptance of his Tender, to submit to the Project Manager for his approval a Programme showing the order in which the Works will be executed. Such programme shall show the times for the preparation of all drawings, ordering and delivery times promised by the suppliers for each major item of Plant, manufacturing and delivery times for all manufactured items, installation times and the programmed dates for commissioning the Works.

The contractor shall submit TWO copies of his Programme to the Project Manager for approval. After submission to and approval by the Project Manager of such Programme, the contractor shall adhere to the order of procedure and method stated therein unless he obtains the written permission of the Project Manager to vary such order or method. The submission to and approval by the Project Manager of such Programme shall not relieve the contractor of any of his duties or responsibilities under the contract.

3.6.3. The times required for the submission of Drawings are as follows: Shop Drawings within ONE WEEK from Site Handover.

3.7 ORDER OF THE WORKS

As per contractor's preliminary programme and as agreed by the Project Manager and not to exceed the contract period. Order of Works shall be of such that execution of each Phase shall be overlapping with End and Start date of each Phase concurrent with each other so as not to exceed the Overall Project Completion Date. **(Refer to Sample Programme as attached to this Specification)**

3.8 ACCESS

The site is located at WILLIAM HUMPHREYS ART GALLERY, 1 Cullinan Crescent, Kimberley, Northern Cape.

Health and Safety Specification

STANDARD HEALTH AND SAFETY SPECIFICATION

Standard Bills

These specifications shall be used in conjunction with all other applicable Health and Safety specifications, Legislation as in Occupational Health and Safety Act no. 85 of 1993 as amended by Act no.181 of 1993, the Construction Regulations as promulgated in 2014 and incorporated into the OHS Act by Government Notice No. R1010 published in Government Gazette 25207, General Safety Regulations as promulgated on 18 July 2006 and incorporated into the OHS Act by Government Notice No. 1010 published in Government Gazette 25207 and all other relevant regulations incorporated into the OHS Act as well as ISO 9 000, all Environmental legislation such as:

- Environment Conservation Act No. 73 of 1989
- National Water Act No. 36 of 1998
- Hazardous Substances Act No. 15 of 1973
- Atmospheric Pollution Prevention Act No.45 of 1965
- Physical Planning Act 88 of 1967

GENERAL

- Client

The Client, William Humphreys Art Gallery, shall execute their duties as per Regulation 4 of the Construction Regulations of 2003 that states *inter alia*, the following:

1. A client shall be responsible for the following in order to ensure compliance with the provisions of the Act-
 - (a) Prepare health and safety specifications for the construction work, and provide any Contractor who is making a bid or appointed to perform work for the client with the same;
 - (b) Appoint each Contractor in writing for the project or part thereof on a construction site;
 - (c) Take reasonable steps to ensure that each Contractor's health and safety plan is implemented and maintained on the construction site. Provided that the steps taken, shall include periodic audits at intervals, mutually agreed upon between the client and the Contractor, but at least once every month;
 - (d) Stop any Contractor from executing construction work, which is not in accordance with, the Contractor's health and safety plan;
 - (e) Ensure that where changes are brought about to the design or construction, sufficient health and safety information and appropriate resources are made available to the principal contractor to execute the work safely;
 - (f) Ensure that every Contractor is registered and in good standing with the Compensation fund or with a licensed compensation insurer prior to commencing on site.
 - (g) Ensure that potential principal contractors submitting tenders, have made provision for the cost of health and safety measures during construction process.

Therefore, the following specifications from the Client to the Contractor:

- Each and every Contractor shall make the following appointments and provide the necessary training accordingly:
 - (a) Construction Works Supervisor
 - (b) Health and Safety Representatives
 - (c) Health and Safety Committee
 - (d) Machinery Supervisor
 - (e) Excavation Inspector
 - (f) And all the necessary appointments as per the OHS Act and the relevant Regulations

All appointments should be completed before work commencement, signed, dated and completed in full, be fully explained to the nominated individual and should be at all times displayed on Site Notice Board that will have to be at least 600mm by 800mm.

- The Site Notice Board should also *inter alia*, have the following information on it:
 - a. Site regulations concerning safe working procedures
 - b. Information on the nearest first-aid station
 - c. Ambulance
 - d. Doctor
 - e. CSO's number and
 - f. Other relevant persons
- Each and every Contractor shall give notification of Construction work to the Office of the Department of Labour **PRIOR** to commencement of work.
- Each Contractor shall provide the Client with a Pre-Site establishment checklist
- Each Contractor shall to monthly safety audits on the project and provide the Client with a copy thereof
- Each Contractor shall provide to the Client a Health and Safety Representative inspection checklist and ensure that Health and Safety representatives do inspections at least on a monthly basis
- Each Contractor shall provide and demonstrate to the Client a Health and Safety management policy
- As per the General Safety Regulations Regulation 4 as contemplated in the Basic Conditions of Employment Act, No. 3 of 1983, have the relevant amount of trained First-Aiders on site.
- In terms of Regulation 3 of the General Safety Regulations, provide a first-aid box or boxes on the premises of work
- In terms of Section 23 of the OHS Act, provide all workers at all times, with the necessary PPE.
- In terms of the Facilities Regulations provide the necessary facilities such as proper ablution, during space, lockers and any other item as per the Facilities Regulations that is necessary to carry out the work safely and without risk to the health of the workers.
- Keep an incident record book on site at all times.

SAFE WORKING LOADS

The Contractor shall ensure that where applicable:

- Safe working loads of hoists, load bearing beams and cranes are prominently displayed at all times.
- The safe working loads are not exceeded under any circumstances.
- All lifting gear is marked with a unique identity number and recorded in a register

ELECTRICAL EQUIPMENT AND PROCEDURES USED BY THE CONTRACTOR

All electrical equipment shall be regularly inspected by a qualified electrician, who shall be appointed by the Contractor. And the inspections shall be logged. The frequency of inspections shall be determined by the Client. A record of the inspections shall be kept and shall be made available to the Client on request

The Contractor shall ensure that all his electrical equipment conforms to operational and safety requirements.

All earth leakage units shall be tested at intervals of not more than one month and signed for by a qualified electrician.

COMMISSIONING SAFETY PRECUATIONS

The Contractor shall ensure that wherever repairs, adjustments of any other work are undertaken on any plant or machinery, the power supply is switched off, disconnected or the plant/machinery disengaged until the work or repairs have been completed.

A Certificate of Completion by a qualified master electrician will be issued after electrical work is completed.

TOXIC MATERIALS

The Contractor shall exercise all necessary care in the handling of toxic compounds and shall be able to identify the major chemical components in the event of medical treatment being required.

A designated route as well as a dumping site will be identified for the transportation and disposal of waste material by the service provider.

INDEMNITY OF THE CLIENT AND HIS AGENTS

Annexure A to this Specification contains a “Mandatory Form of Authority and Agreement in terms of Section 37(2) of the Occupational Health and Safety Act No 85/93, as amended, which agreement shall be entered into and duly signed by both the Client and the Contractor prior to commencement of work. A copy of the signed agreement shall be included in the Contractor’s Health and Safety Plan.

Any acceptance, approval, check, certificate, consent, examination, inspection, instruction, notice observation, proposal, request, test or similar act by either the Client or any of his Agents, including lack of disapproval, shall not relieve the Contractor from any responsibility he has under the Act and the relevant regulations (Construction Regulation), including responsibility for errors, omissions, discrepancies and non-compliance.

SPECIFIC REQUIRMENTS

Design

No significant hazards can be identified which have not been considered in the detailed design. However, hazard must be anticipated that are due to and arising from shoddy and careless workmanship and unconventional construction methods used by semi-qualified and unqualified craftsmen during skills transfer.

Work sequences are a logical progression of the construction of a building under consideration of the tender documentation, National Building Regulations, Regulations, the Standard Occupational Health and Safety Specifications, other specifications and manufacturers’ instructions.

Security

The Contractor’s material site must be properly secured.

Existing environment

The surrounding roads and properties will be pointed out to the Contractor at site handover.

If the flow of traffic is in no way going to be hampered by the contractor’s work, the necessary traffic authorities must be immediately informed.

Existing services

All known services will be pointed out at site handover.

Contractors must recognize that all services on the site must be expected to be “live” and potentially critical to the safe functioning of the works. Precautions for any work on or near them should be identified, planned, approved and taken accordingly.

In the event that previously unidentified services are discovered, Contractors shall immediately refer detail of location, suspected condition and status to the Client and await instruction. On no account must any services be interfered with without specific instruction and authority.

Ground conditions

As per the geotechnical assessment.

Related restrictions affecting health and safety

Being in a residential area, normal daytime working hours are to be adhered to in order to minimize disturbance to surrounding residences.

No unauthorized blasting in a residential area will be done without authorization from the client.

Control of pollution

All rubble, refuse, etc. is to be disposed of in accordance with the municipal by-laws.

Needed to mention, the above-mentioned health and safety specifications should be used in accordance with the standard specifications as can be found in the existing tender document of the Client.

The Client can and will, if necessary and in the interest of health and safety, amends the above-mentioned specifications.

An identified and agreed dumping site will be used in case of hazardous material. A disposal certificate will be issued by the contractor after disposal.

- **Principal Contractor and Contractor**

In terms of Regulation 5 of the Construction Regulations, after receiving the health and safety specifications from the Client, the Principal Contractor shall provide and demonstrate to the Client a Health and Safety Plan. This Health and Safety Plan shall indicate that the (Contractor) shall perform, but is not limited to, the following duties:

GENERAL REQUIREMENTS

- Administration
- Appointments
- Safety committees
- Registers, Checklists and permits
- Incident management
- Emergency planning
- Contractors
- Risk assessment
- Audits
- Hazardous substance control
- Training
- Additional requirements
- Planning

Annexure:

The following annexures should be attached to the Health and Safety Plan and the format should be agreed upon between the Client and the Contractor:

- Pro forma for Construction Works Supervisor appointment
- Pro forma for Health and Safety Representative Appointment and his IOSH membership
- Pro forma for Machinery Supervisor appointment
- Pro forma for Excavation Inspector appointment
- Pro forma for Notification of Construction Work
- Pro forma – Pre-Site Inspection Checklist
- Monthly Safety Audit Checklist
- Health and Safety Representative Inspection checklist
- Health and Safety Management Policy

CONCLUSION

The objectives of this document is to outline all necessary procedures required to implement and maintain a comprehensive Occupational Health and Safety System for Construction Projects in line with specifications prescribed by the William Humphreys Art Gallery.

It is general business imperative of the William Humphreys Art Gallery to understand and embrace safe working procedures. Violations of simple safety procedures can lead to injury and even loss of life. Every accident, no matter how minor, can be translated into costs against the Project. These costs are both direct (damage to property, medical expenses, etc.) and indirect (investigation proceedings, disruption of work, delay in program, plant replacements, etc).

In order for an easier understanding of legislative requirements in particular with regard to the Construction Regulations this proposed planning document has been compiled in a very simplistic manner. It will therefore not focus on each and every scenario that may arise and does not intend to convey all requirements of statutes other than the following:

1. Occupational Health and Safety Act No. 85/93 as amended by Act No. 181/93
2. Incorporated Regulations of the Act – Construction Regulations of 2003
3. Relevant SABS codes of the Practice as per Section 40 of the OHS Act.
4. Compensation for Occupational Injury and Diseases Act no. 130 of 1993 as amended.

STANDARD ABBREVIATIONS

OCCUPATIONAL HEALTH AND SAFETY

ITEM	TERM	ABBREVIATION
1	Health and Safety	H&S
2	Occupational Health and Safety	OHS
3	Safety Health and environment Representative	SHE REP
4	Hazard Identification and Risk Assessment	HIRA
5	Personal Protective Equipment	PPE
6	General Administrative Regulations	GAR
7	Facilities Regulations	FR
8	General Safety Regulations	GSR
9	Environmental Regulations	ER
10	Electrical Installation Regulations	EIR
11	Asbestos Regulations	AR
12	Driven Machinery Regulations	DMR
13	General Machinery Regulations	GMR
14	Electrical Machinery Regulations	EMR
15	Diving Regulations	DR
16	Lead Regulations	LR
17	Vessels under Pressure Regulations	VPR
18	Regulations for Hazardous Chemicals Substances	HAZCHEM Reg.
19	Major Hazard Installation Regulations	MHIR
20	Construction Regulations	CR
21	Mines Health and Safety Act	MHS ACT
22	Compensation for Occupational Injuries and Diseases Act	COIDA
23	South African Bureau of Standards	SABS
24	Construction Safety Officer	CSO
25	Medical Safety Data Sheet	MSDS
26	Tunnelling Regulations	TR
27	Traffic Calming Devices	TCD
28	Environmental Impact Assessment	EIA
29	Hazardous Chemical Substances	HCS
30	Dangerous Goods	DG
31	Dry Chemical Powders	DCP

HEALTH AND SAFETY SPECIFICATION

BREAKDOWN OF MINIMUM EXPECTED COST ITEMS

ITEM 1.6 OF PRELIMINARIES

Breakdown of Minimum Expected Cost relating to Health and Safety shall be priced accordingly as set out in **Preliminaries and General, Bill of Quantities, item 1.6, Health and Safety**. Contractors are to price all items indicated, summarised under Collections and total price for **Health and Safety** and carried over to Final Summary.

PART C4: SITE INFORMATION

Site Information – JBCC

Site Information – JBCC

SITE INFORMATION

JBCC 2000 PRINCIPAL BUILDING AGREEMENT (Edition 4.1 of March 2005)

Project title:

WILLIAM HUMPHREYS ART GALLERY - MULTIPLE CONSTRUCTION SERVICES

C4 Site Information

1. LOCATION AND ACCESS

The site is located at the **1 Cullinan Crescent, Civic Centre, Kimberley, Sol Plaatje Municipality, Northern Cape.**

Please contact the project leader for confirmation of the site. The project leader for this project is:

Mr. T. Semosa, contact the WHAG at 053 831 1724/5 for more information.



2. NATURE OF THE GROUND (DOLOMITE)

N/A

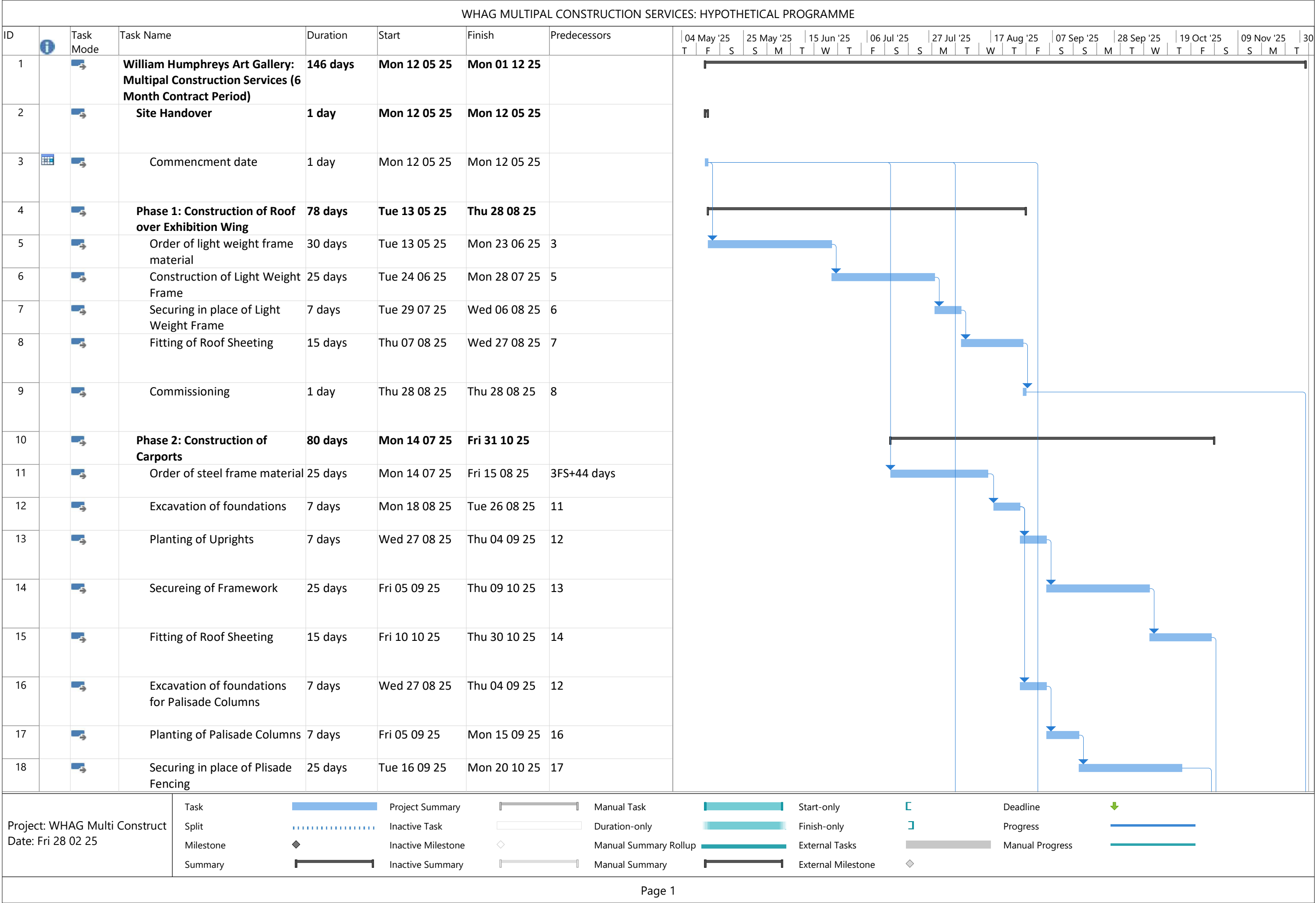
3. DOLOMITE LOCALITY MAP

N/A

4. General Geotechnical Report

N/A

SAMPLE CONSTRUCTION PROGRAMME WORKS ORDER



WHAG MULTIPAL CONSTRUCTION SERVICES: HYPOTHETICAL PROGRAMME																														
ID		Task Mode	Task Name	Duration	Start	Finish	Predecessors	04 May '25		25 May '25		15 Jun '25		06 Jul '25		27 Jul '25		17 Aug '25		07 Sep '25		28 Sep '25		19 Oct '25		09 Nov '25		30		
								T	F	S	S	M	T	W	T	F	S	S	M	T	W	T	F	S	S	M	T			
19			Commissioning	1 day	Fri 31 10 25	Fri 31 10 25	18,15																							
20			Phase 3: Construction of Emergency Exit	68 days	Tue 05 08 25	Thu 06 11 25																								
21			Order steel work material	25 days	Tue 05 08 25	Mon 08 09 25	3FS+60 days																							
22			Break out opening for emergency exit door	3 days	Tue 09 09 25	Thu 11 09 25	21																							
23			Excavate foundations for steel stair columns	7 days	Fri 12 09 25	Mon 22 09 25	22																							
24			Securing of steel stair structure	25 days	Tue 23 09 25	Mon 27 10 25	23																							
25			securing of steel stair steps	7 days	Tue 28 10 25	Wed 05 11 25	24																							
26			Commissioning	1 day	Thu 06 11 25	Thu 06 11 25	25																							
27			Phase 4: Construction of Hanging Frames for Art Storage	65 days	Tue 02 09 25	Mon 01 12 25																								
28			Order steel work material	25 days	Tue 02 09 25	Mon 06 10 25	3FS+80 days																							
29			Construction of Steel Frames	25 days	Tue 07 10 25	Mon 10 11 25	28																							
30			Securing of Hanging and guide rails	7 days	Tue 11 11 25	Wed 19 11 25	29																							
31			Installation of steel frames	7 days	Thu 20 11 25	Fri 28 11 25	30																							
32			Commissioning	1 day	Mon 01 12 25	Mon 01 12 25	31																							
33			Project Close Out	1 day	Tue 02 12 25	Tue 02 12 25	9,19,26,32																							
Project: WHAG Multi Construct Date: Fri 28 02 25			Task		Project Summary		Manual Task		Start-only		Deadline																			
			Split		Inactive Task		Duration-only		Finish-only		Progress																			
			Milestone		Inactive Milestone		Manual Summary Rollup		External Tasks		Manual Progress																			
			Summary		Inactive Summary		Manual Summary		External Milestone																					
Page 2																														