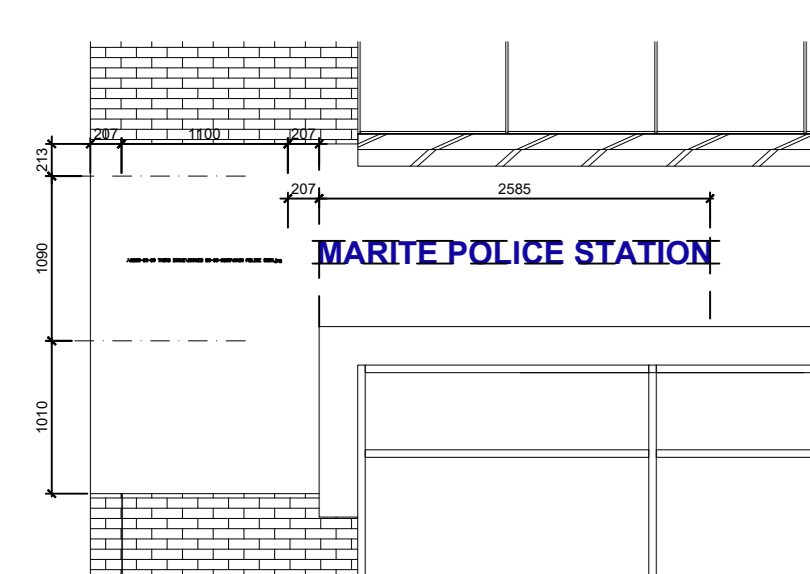
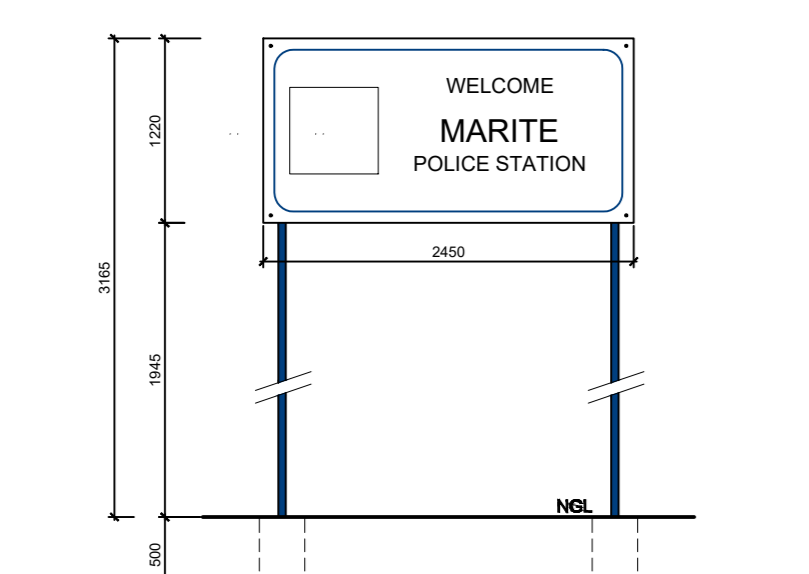
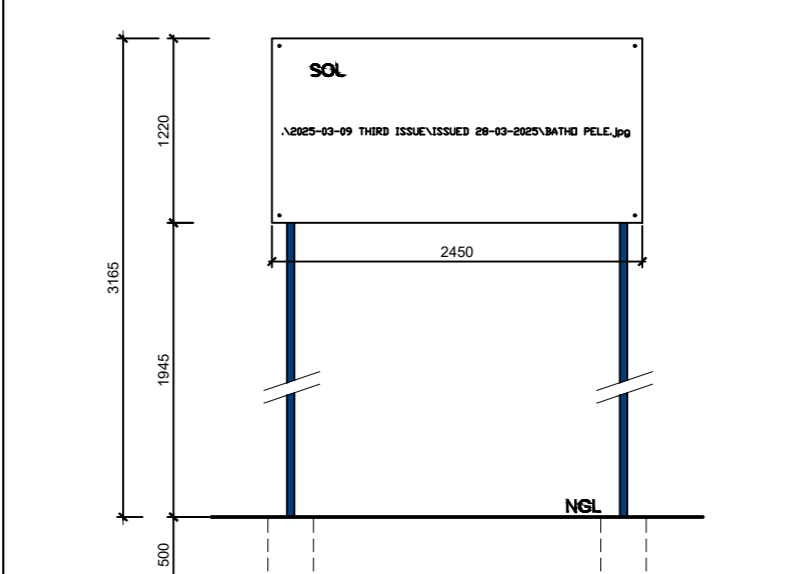

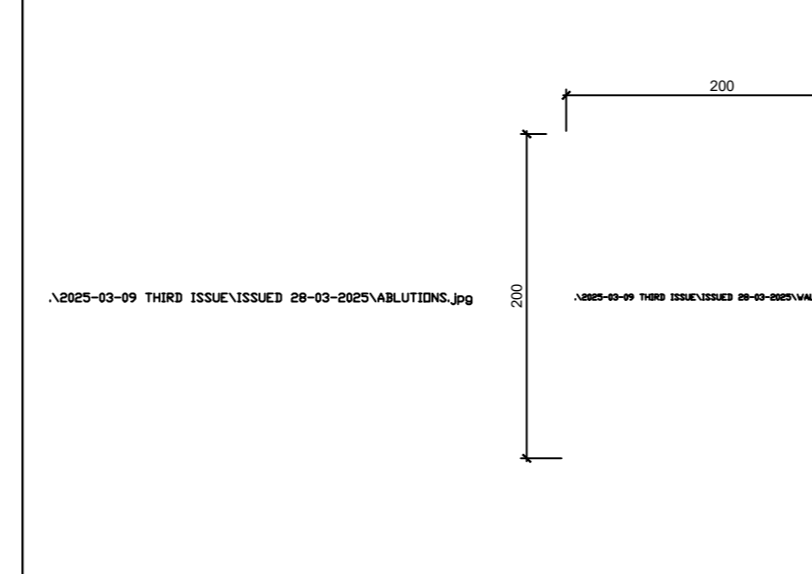
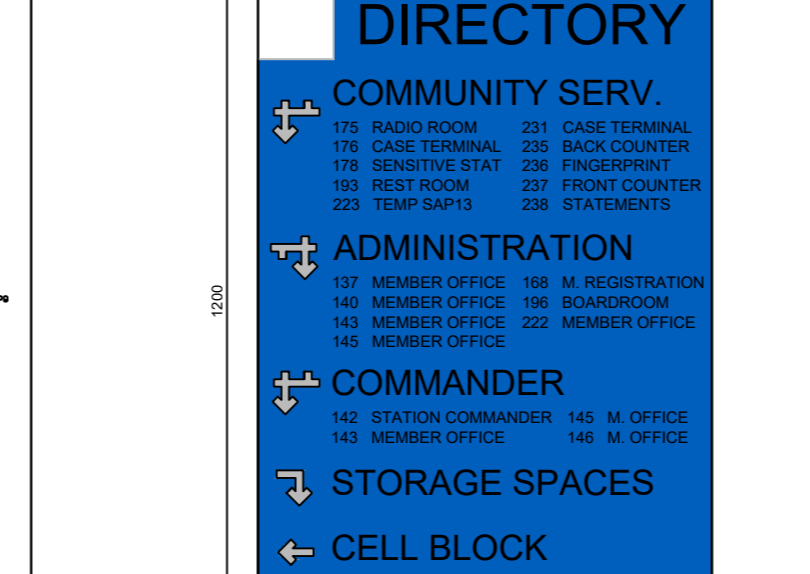
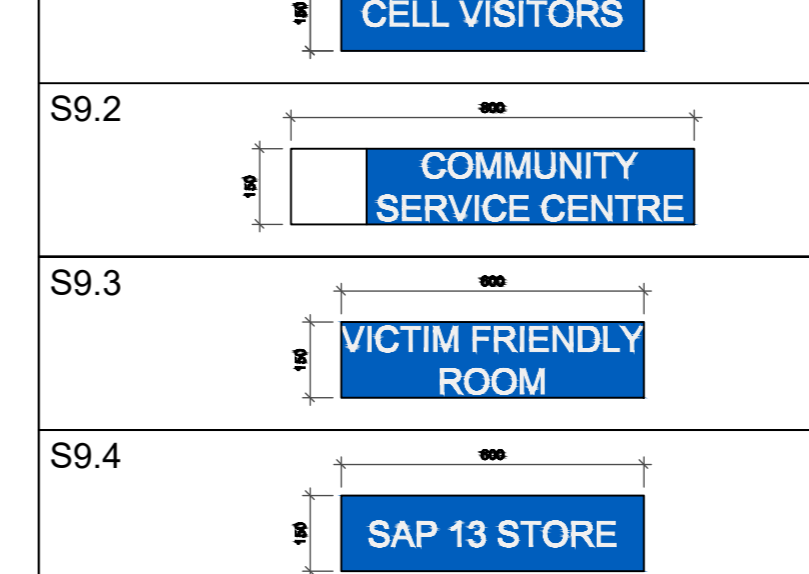
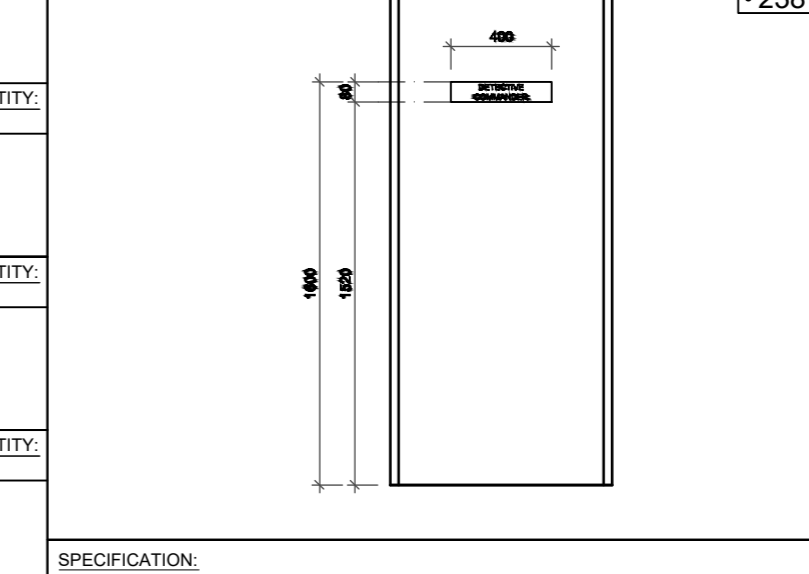
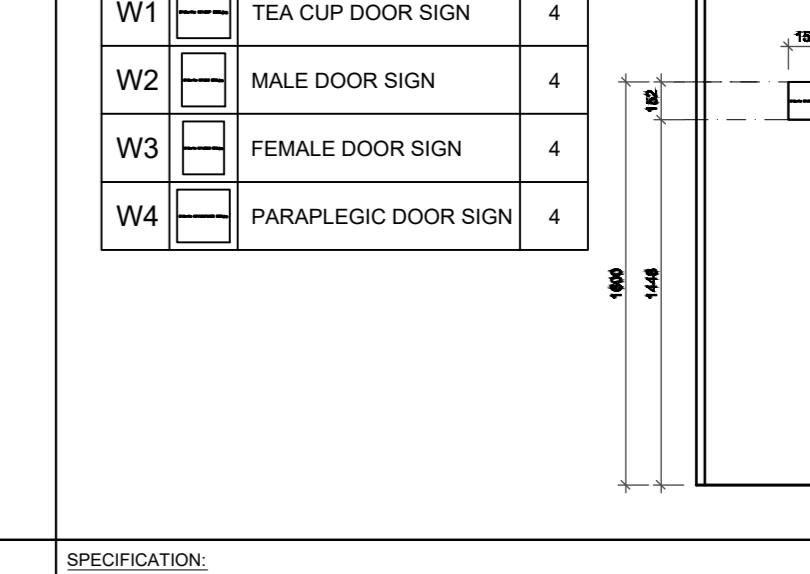


POLICE SIGNAGE	POLICE SIGNAGE	POLICE SIGNAGE	POLICE SIGNAGE	POLICE SIGNAGE	POLICE SIGNAGE	POLICE SIGNAGE	POLICE SIGNAGE	POLICE SIGNAGE	POLICE SIGNAGE
S1 POLICE LOGO & STATION NAME SIGN DEFINITION: THE SIGNAGE IDENTIFIES A POLICE STATION AND THE NAME OF THE POLICE STATION. 	S2 WELCOME BOARD SIGN DEFINITION: THE SIGNAGE IDENTIFIES A POLICE STATION AND THE NAME OF THE POLICE STATION. 	S3 WELCOME BOARD SIGN DEFINITION: THE SIGNAGE IDENTIFIES A POLICE STATION AND THE NAME OF THE POLICE STATION. 	S4 STATION PLAQUE THIS REFERS TO A COMMEMORATIVE PLAQUE, A FLAT ORNAMENTAL PLATE OR TABLET FIXED TO A WALL USED TO MARK A SIGNIFICANT EVENT, PERSON, OCCASION, OPENING TO A POLICE STATION. 	S4 WALL BRACKET TOILET SIGN 	S5 DIRECTIONAL SIGN 	S9 ROOM NAME SIGN S9.1 CELL VISITORS S9.2 COMMUNITY SERVICE CENTRE S9.3 VICTIM FRIENDLY ROOM S9.4 SAP 13 STORE 	S10 DOOR SIGN 	S10 DOOR ENGRAVED PLATE SIGNS 	
SPECIFICATION: 110 x 110mm CAST ALUMINUM SABS EMBLEM - BACKING PLATE OUT OF ALUMINUM SPRAYED BLACK TO MATCH SABS EMBLEM 120mm HIGH ARIAL TEXT INDIVIDUAL LETTERS CUT OUT OF 3mm ALUMINUM FLAT SHEETING IT MUST BE DISPLAYED ON THE OUTSIDE WALL AND AT THE ENTRANCE OF THE POLICE BUILDING WHERE IT IS VISIBLE TO THE PUBLIC. REFER TO PLAN DRAWING A-961 SIGNAGE LAYOUT PLAN LOGO MUST COMPLY WITH SABS CORPORATE GUIDELINES.	SPECIFICATION: SIGN FACE: 240 X 120mm TO BE CONSTRUCTED FROM 1mm CHROMAZINK WHITE SHEET. FIXED BACK TO BACK TO FRAMES. COLOUR PRINTING OF EMBLEM AND LETTERING ON WHITE BOARD TO SABS SPECIFICATIONS AND COLOUR CODES. FRAMES: 50 X 25mm RECTANGULAR TUBE FRAME ALL AROUND 25mm SQUARE TUBE SUPPORT FRAMES INSIDE FRAMES TO HAVE A GREY PRIMER COAT AND TWO FINAL COATS SPRAYED ENAMEL PAINT. COLOUR BLUE. CONSTRUCTION: SIGN FACES ARE TO BE MOUNTED TO THE FRAME BY WAY OF POP RIVETS AND SILICONE SEALER POLES: 50 X 50 X 1.6mm SQUARE STEEL TUBE POLES OF 3600mm HIGH. POLES TO BE CAST IN 25mm ² CONCRETE FOUNDATION OF 300 X 300 X 100mm DEEP. ALL POLES TO HAVE GREY PRIMER COAT AND TWO FINAL COATS SPRAYED ENAMEL PAINT. COLOUR BLUE.	SPECIFICATION: SIZE: 600 X 400mm TYPE: DEEP ETCH PLAQUE MATERIAL: BRONZE BRANDING COAT OF ARMS AND SABS BADGE TO BE CONFRANDED AS DISPLAYED IN THE EXAMPLE. FONT TYPE: TIMES NEW ROMAN CONSTRUCTION: SIGN FACES ARE TO BE MOUNTED TO THE FRAME BY WAY OF POP RIVETS AND SILICONE SEALER POLES: 50 X 50 X 1.6mm SQUARE STEEL TUBE POLES OF 3600mm HIGH. POLES TO BE CAST IN 25mm ² CONCRETE FOUNDATION OF 300 X 300 X 100mm DEEP. ALL POLES TO HAVE GREY PRIMER COAT AND TWO FINAL COATS SPRAYED ENAMEL PAINT. COLOUR BLUE.	SPECIFICATION: SIZE: 300 X 1200mm LOGO: 150 X 150mm SABS LOGO. TO COMPLY WITH SABS SPECIFICATIONS. LETTERING: • MAIN HEADLINE: 80mm HIGH ARIAL TEXT - GOLD • CATEGORY HEADLINE: 20mm HIGH ARIAL TEXT • ROOM HEADLINE: 20mm HIGH ARIAL TEXT MATERIAL: • VISTA SYSTEM SINGLE SIDED WALL MOUNTED FRAME SIGN (PORTRAIT) • VINYL SIGN DIGITALLY PRINTED AND CUT • ALUMINUM SINGLE SIGN HOLDER EXTRUSION (CLEAR ANODIZED) • CLEAR COVER (GLOSSY) (NON-GLARE) • METAL (ALUMINUM) END CAPS (CLEAR ANODIZED) SUPPLY A FINAL SIGN LAYOUT IN COLOUR FOR APPROVAL PRIOR TO MANUFACTURING.	SPECIFICATION: DOOR NUMBER & DESCRIPTION: • SIZE: 80 X 200mm • LETTERING: 20mm HIGH ARIAL TEXT. BLACK IN COLOUR ON WHITE BACKGROUND. • MATERIAL: CONSTRUCTED FROM 2mm THICK PERFORATED ALUMINUM WITH ENGRAVING. • CONSTRUCTION: TO BE MOUNTED CENTER AND TOP OF DOOR FRAME WITH TWO SCREWS AND SILICONE SEALER. ROOM NAME & DESCRIPTION: • SIZE: 80 X 200mm • LETTERING: 20mm HIGH ARIAL TEXT. BLACK IN COLOUR ON SILVER/GREY BACKGROUND. • MATERIAL: 40 X 40mm CLEAR COVER. ALUMINUM SIGN HOLDER WITH PLASTIC GREY END CAPS BY VISTA OR SIMILAR APPROVED. • 40 X 40mm ALUMINUM SIGN HOLDER EXTRUSION. CLEAR ANODIZED. • CLEAR COVER (GLOSSY) (NON-GLARE) • TWO PLASTIC (ABS) END CAPS IN GREY COLOUR. • NAME PRINTING DONE COMPLETE AS PER LIST ATTACHED IN GLOSS ON VINYL. • CONSTRUCTION: TO BE MOUNTED CENTER OF DOOR AT 1600mm HIGH FROM FLOOR LEVEL WITH SCREWS.	SPECIFICATION: • ALL SIGNAGE TO BE STAINLESS STEEL. • ALL SIGNAGE TO BE ENGRAVED. • ALL SIGNAGE TO BE 12 X 12mm. • ALL SIGNAGE TO BE SINGLE SIDED. • CONSTRUCTION: TO BE MOUNTED CENTER OF DOOR AT 1600mm HIGH FROM FLOOR LEVEL WITH SCREWS.				

POLICE SIGNAGE	QUANTITY
S12 FIRE AND DIRECTIONAL SIGNAGE	24
E1 EMERGENCY EXIT ROUTE SIGN (RIGHT)	3
E2 EMERGENCY EXIT ROUTE SIGN (LEFT)	2
E6 EXIT ROUTE SIGN	7
E7A FIRST-AID KIT SIGN	1
E10 EMERGENCY EXIT ROUTE SIGN (STRAIGHT)	1
F4 EMERGENCY FIRE EXTINGUISHER AND FIRE HOSE REEL SIGN	3
F13 EMERGENCY FIRE EXTINGUISHER SIGN	2
F14 EMERGENCY FIRE HOSE REEL SIGN	1
F33 ELECTRICAL HAZARD DOOR SIGN	1
4.8kg MULTI-PURPOSE CHEMICAL DRY POWDER FIRE EXTINGUISHER	1
20mm FIRE HOSE REEL - 20mm HOSE WITH 8mm SHUT-OFF NOZZLE	1

SPECIFICATION:
 • ALL SIGNAGE TO BE PHOTOLUMINESCENT.
 • ALL SIGNAGE TO BE MOUNTED WITH OUT THE LINE OF ARCHITECTURE.
 • AREAS LESS THAN 200mm² SIGNAGE MINIMUM SIZE TO BE 100 X 100mm.
 • AREAS LESS THAN 500mm² SIGNAGE MINIMUM SIZE TO BE 150 X 150mm.
 • AREAS GREATER THAN 500mm² SIGNAGE MINIMUM SIZE TO BE 200 X 200mm.
 • ALL SIGNAGE IS TO BE SINGLE SIDED.
 • FINISH OF SIGNS IN SECURITY PASSAGE OF CELL BLOCK TO BE SPORT AND TAMPERPROOF SIGNS.

STATION BUILDING	Room Name	Department	Number
FEMALE WC	ABULUTIONS	311	1
MALE WC	ABULUTIONS	312	1
B FEMALE PUBLIC ABULUTIONS	ABULUTIONS	313	1
B FEMALE PUBLIC WC 1	ABULUTIONS	314	1
B FEMALE PUBLIC WC 2	ABULUTIONS	315	1
B FEMALE PUBLIC WC 3	ABULUTIONS	316	1
B FEMALE PUBLIC WC 4	ABULUTIONS	317	1
B FEMALE PUBLIC WC 5	ABULUTIONS	318	1
B FEMALE PUBLIC WC 6	ABULUTIONS	319	1
B FEMALE PUBLIC WC 7	ABULUTIONS	320	1
B FEMALE PUBLIC WC 8	ABULUTIONS	321	1
B FEMALE PUBLIC WC 9	ABULUTIONS	322	1
B FEMALE PUBLIC WC 10	ABULUTIONS	323	1
B FEMALE PUBLIC WC 11	ABULUTIONS	324	1
B FEMALE PUBLIC WC 12	ABULUTIONS	325	1
B FEMALE PUBLIC WC 13	ABULUTIONS	326	1
B FEMALE PUBLIC WC 14	ABULUTIONS	327	1
B FEMALE PUBLIC WC 15	ABULUTIONS	328	1
B FEMALE PUBLIC WC 16	ABULUTIONS	329	1
B FEMALE PUBLIC WC 17	ABULUTIONS	330	1
B FEMALE PUBLIC WC 18	ABULUTIONS	331	1
B FEMALE PUBLIC WC 19	ABULUTIONS	332	1
B FEMALE PUBLIC WC 20	ABULUTIONS	333	1
B FEMALE PUBLIC WC 21	ABULUTIONS	334	1
B FEMALE PUBLIC WC 22	ABULUTIONS	335	1
B FEMALE PUBLIC WC 23	ABULUTIONS	336	1
B FEMALE PUBLIC WC 24	ABULUTIONS	337	1
B FEMALE PUBLIC WC 25	ABULUTIONS	338	1
B FEMALE PUBLIC WC 26	ABULUTIONS	339	1
B FEMALE PUBLIC WC 27	ABULUTIONS	340	1
B FEMALE PUBLIC WC 28	ABULUTIONS	341	1
B FEMALE PUBLIC WC 29	ABULUTIONS	342	1
B FEMALE PUBLIC WC 30	ABULUTIONS	343	1
B FEMALE PUBLIC WC 31	ABULUTIONS	344	1
B FEMALE PUBLIC WC 32	ABULUTIONS	345	1
B FEMALE PUBLIC WC 33	ABULUTIONS	346	1
B FEMALE PUBLIC WC 34	ABULUTIONS	347	1
B FEMALE PUBLIC WC 35	ABULUTIONS	348	1
B FEMALE PUBLIC WC 36	ABULUTIONS	349	1
B FEMALE PUBLIC WC 37	ABULUTIONS	350	1
B FEMALE PUBLIC WC 38	ABULUTIONS	351	1
B FEMALE PUBLIC WC 39	ABULUTIONS	352	1
B FEMALE PUBLIC WC 40	ABULUTIONS	353	1
B FEMALE PUBLIC WC 41	ABULUTIONS	354	1
B FEMALE PUBLIC WC 42	ABULUTIONS	355	1
B FEMALE PUBLIC WC 43	ABULUTIONS	356	1
B FEMALE PUBLIC WC 44	ABULUTIONS	357	1
B FEMALE PUBLIC WC 45	ABULUTIONS	358	1
B FEMALE PUBLIC WC 46	ABULUTIONS	359	1
B FEMALE PUBLIC WC 47	ABULUTIONS	360	1
B FEMALE PUBLIC WC 48	ABULUTIONS	361	1
B FEMALE PUBLIC WC 49	ABULUTIONS	362	1
B FEMALE PUBLIC WC 50	ABULUTIONS	363	1
B FEMALE PUBLIC WC 51	ABULUTIONS	364	1
B FEMALE PUBLIC WC 52	ABULUTIONS	365	1
B FEMALE PUBLIC WC 53	ABULUTIONS	366	1
B FEMALE PUBLIC WC 54	ABULUTIONS	367	1
B FEMALE PUBLIC WC 55	ABULUTIONS	368	1
B FEMALE PUBLIC WC 56	ABULUTIONS	369	1
B FEMALE PUBLIC WC 57	ABULUTIONS	370	1
B FEMALE PUBLIC WC 58	ABULUTIONS	371	1
B FEMALE PUBLIC WC 59	ABULUTIONS	372	1
B FEMALE PUBLIC WC 60	ABULUTIONS	373	1
B FEMALE PUBLIC WC 61	ABULUTIONS	374	1
B FEMALE PUBLIC WC 62	ABULUTIONS	375	1
B FEMALE PUBLIC WC 63	ABULUTIONS	376	1
B FEMALE PUBLIC WC 64	ABULUTIONS	377	1
B FEMALE PUBLIC WC 65	ABULUTIONS	378	1
B FEMALE PUBLIC WC 66	ABULUTIONS	379	1
B FEMALE PUBLIC WC 67	ABULUTIONS	380	1
B FEMALE PUBLIC WC 68	ABULUTIONS	381	1
B FEMALE PUBLIC WC 69	ABULUTIONS	382	1
B FEMALE PUBLIC WC 70	ABULUTIONS	383	1
B FEMALE PUBLIC WC 71	ABULUTIONS	384	1
B FEMALE PUBLIC WC 72	ABULUTIONS	385	1
B FEMALE PUBLIC WC 73	ABULUTIONS	386	1
B FEMALE PUBLIC WC 74	ABULUTIONS	387	1
B FEMALE PUBLIC WC 75	ABULUTIONS	388	1
B FEMALE PUBLIC WC 76	ABULUTIONS	389	1
B FEMALE PUBLIC WC 77	ABULUTIONS	390	1
B FEMALE PUBLIC WC 78	ABULUTIONS	391	1
B FEMALE PUBLIC WC 79	ABULUTIONS	392	1
B FEMALE PUBLIC WC 80	ABULUTIONS	393	1
B FEMALE PUBLIC WC 81	ABULUTIONS	394	1
B FEMALE PUBLIC WC 82	ABULUTIONS	395	1
B FEMALE PUBLIC WC 83	ABULUTIONS	396	1
B FEMALE PUBLIC WC 84	ABULUTIONS	397	1
B FEMALE PUBLIC WC 85	ABULUTIONS	398	1
B FEMALE PUBLIC WC 86	ABULUTIONS	399	1
B FEMALE PUBLIC WC 87	ABULUTIONS	400	1
B FEMALE PUBLIC WC 88	ABULUTIONS	401	1
B FEMALE PUBLIC WC 89	ABULUTIONS	402	1
B FEMALE PUBLIC WC 90	ABULUTIONS	403	1
B FEMALE PUBLIC WC 91	ABULUTIONS	404	1
B FEMALE PUBLIC WC 92	ABULUTIONS	405	1
B FEMALE PUBLIC WC 93	ABULUTIONS	406	1
B FEMALE PUBLIC WC 94	ABULUTIONS	407	1
B FEMALE PUBLIC WC 95	ABULUTIONS	408	1
B FEMALE PUBLIC WC 96	ABULUTIONS	409	1
B FEMALE PUBLIC WC 97	ABULUTIONS	410	1
B FEMALE PUBLIC WC 98	ABULUTIONS	411	1
B FEMALE PUBLIC WC 99	ABULUTIONS	412	1
B FEMALE PUBLIC WC 100	ABULUTIONS	413	1
B FEMALE PUBLIC WC 101	ABULUTIONS	414	1
B FEMALE PUBLIC WC 102	ABULUTIONS	415	1
B FEMALE PUBLIC WC 103	ABULUTIONS	416	1
B FEMALE PUBLIC WC 104	ABULUTIONS	417	1
B FEMALE PUBLIC WC 105	ABULUTIONS	418	1
B FEMALE PUBLIC WC 106	ABULUTIONS	419	1
B FEMALE PUBLIC WC 107	ABULUTIONS	420	1
B FEMALE PUBLIC WC 108	ABULUTIONS	421	1
B FEMALE PUBLIC WC 109	ABULUTIONS	422	1
B FEMALE PUBLIC WC 110	ABULUTIONS	423	1
B FEMALE PUBLIC WC 111	ABULUTIONS	424	1
B FEMALE PUBLIC WC 112	ABULUTIONS	425	1
B FEMALE PUBLIC WC 113	ABULUTIONS	426	1
B FEMALE PUBLIC WC 114	ABULUTIONS	427	1
B FEMALE PUBLIC WC 115	ABULUTIONS	428	1
B FEMALE PUBLIC WC 116	ABULUTIONS	429	1
B FEMALE PUBLIC WC 117	ABULUTIONS	430	1
B FEMALE PUBLIC WC 118	ABULUTIONS	431	1
B FEMALE PUBLIC WC 119	ABULUTIONS	432	1
B FEMALE PUBLIC WC 120	ABULUTIONS	433	1
B FEMALE PUBLIC WC 121	ABULUTIONS	434	1
B FEMALE PUBLIC WC 122	ABULUTIONS	435	1
B FEMALE PUBLIC WC 123	ABULUTIONS	436	1
B FEMALE PUBLIC WC 124	ABULUTIONS	437	1
B FEMALE PUBLIC WC 125	ABULUTIONS	438	1
B FEMALE PUBLIC WC 126	ABULUTIONS	439	1
B FEMALE PUBLIC WC 127	ABULUTIONS	440	1
B FEMALE PUBLIC WC 128	ABULUTIONS	441	1
B FEMALE PUBLIC WC 129	ABULUTIONS	442	1
B FEMALE PUBLIC WC 130	ABULUTIONS	443	1
B FEMALE PUBLIC WC 131	ABULUTIONS	444	1
B FEMALE PUBLIC WC 132	ABULUTIONS	445	1
B FEMALE PUBLIC WC 133	ABULUTIONS	446	1
B FEMALE PUBLIC WC 134	ABULUTIONS	447	1
B FEMALE PUBLIC WC 135	ABULUTIONS	448	1
B FEMALE PUBLIC WC 136	ABULUTIONS	449	1
B FEMALE PUBLIC WC 137	ABULUTIONS	450	1
B FEMALE PUBLIC WC 138	ABULUTIONS	451	1
B FEMALE PUBLIC WC 139	ABULUTIONS	452	1
B FEMALE PUBLIC WC 140	ABULUTIONS	453	1
B FEMALE PUBLIC WC 141	ABULUTIONS	454	1
B FEMALE PUBLIC WC 142	ABULUTIONS	455	1
B FEMALE PUBLIC WC 143	ABULUTIONS	456	1
B FEMALE PUBLIC WC 144	ABULUTIONS	457	1
B FEMALE PUBLIC WC 145	ABULUTIONS	458	1
B FEMALE PUBLIC WC 146	ABULUTIONS	459	1
B FEMALE PUBLIC WC 147	ABULUTIONS	460	1
B FEMALE PUBLIC WC 148	ABULUTIONS	461	1
B FEMALE PUBLIC WC 149	ABULUTIONS	462	1
B FEMALE PUBLIC WC 150	ABULUTIONS	463	1
B FEMALE PUBLIC WC 151	ABULUTIONS	464	1
B FEMALE PUBLIC WC 152	ABULUTIONS	465	1
B FEMALE PUBLIC WC 153	ABULUTIONS	466	1
B FEMALE PUBLIC WC 154	ABULUTIONS	467	1
B FEMALE PUBLIC WC 155	ABULUTIONS	468	1
B FEMALE PUBLIC WC 156	ABULUTIONS	469	1
B FEMALE PUBLIC WC 157	ABULUTIONS	470	1
B FEMALE PUBLIC WC 158	ABULUTIONS	471	1
B FEMALE PUBLIC WC 159	ABULUTIONS	472	1
B FEMALE PUBLIC WC 160	ABULUTIONS	473	1
B FEMALE PUBLIC WC 161	ABULUTIONS	474	1
B FEMALE PUBLIC WC 162	ABULUTIONS	475	1
B FEMALE PUBLIC WC 163	ABULUTIONS	476	1
B FEMALE PUBLIC WC 164	ABULUTIONS	477	1
B FEMALE PUBLIC WC 165	ABULUTIONS	478	1
B FEMALE PUBLIC WC 166	ABULUTIONS	479	1
B FEMALE PUBLIC WC 167	ABULUTIONS	480	1
B FEMALE PUBLIC WC 168	ABULUTIONS	481	1
B FEMALE PUBLIC WC 169	ABULUTIONS	482	1
B FEMALE PUBLIC WC 170	ABULUTIONS	483	1
B FEMALE PUBLIC WC 171	ABULUTIONS	484	1
B FEMALE PUBLIC WC 172	ABULUTIONS	485	1
B FEMALE PUBLIC WC 173	ABULUTIONS	486	1
B FEMALE PUBLIC WC 174	ABULUTIONS	487	1
B FEMALE PUBLIC WC 175	ABULUTIONS	488	1
B FEMALE PUBLIC WC 176	ABULUTIONS	489	1
B FEMALE PUBLIC WC 177	ABULUTIONS	490	1
B FEMALE PUBLIC WC 178	ABULUTIONS	491	1
B FEMALE PUBLIC WC 179	ABULUTIONS	492	1
B FEMALE PUBLIC WC 180	ABULUTIONS	493	1
B FEMALE PUBLIC WC 181	ABULUTIONS	494	1
B FEMALE PUBLIC WC 182	ABULUTIONS	495	1
B FEMALE PUBLIC WC 183	ABULUTIONS	496	1
B FEMALE PUBLIC WC 184	ABULUTIONS	497	1
B FEMALE PUBLIC WC 185	ABULUTIONS	498	1
B FEMALE PUBLIC WC 186	ABULUTIONS	499	1
B FEMALE PUBLIC WC 187	ABULUTIONS	500	1
B FEMALE PUBLIC WC 188	ABULUTIONS	501	1
B FEMALE PUBLIC WC 189	ABULUTIONS	502	1
B FEMALE PUBLIC WC 190	ABULUTIONS	503	1
B FEMALE PUBLIC WC 191	ABULUTIONS	504	1
B FEMALE PUBLIC WC 192	ABULUTIONS	505	1
B FEMALE PUBLIC WC 193	ABULUTIONS	506	1
B FEMALE PUBLIC WC 194	ABULUTIONS	507	1
B FEMALE PUBLIC WC 195	ABULUTIONS	508	1
B FEMALE PUBLIC WC 196	ABULUTIONS	509	1
B FEMALE PUBLIC WC 197	ABULUTIONS	510	1
B FEMALE PUBLIC WC 198	ABULUTIONS	511	1
B FEMALE PUBLIC WC 199	ABULUTIONS	512	1
B FEMALE PUBLIC WC 200	ABULUTIONS	513	1
B FEMALE PUBLIC WC 201	ABULUTIONS	514	1
B FEMALE PUBLIC WC 202	ABULUTIONS	515	1
B FEMALE PUBLIC WC 203	ABULUTIONS	516	1
B FEMALE PUBLIC WC 204	ABULUTIONS	517	1
B FEMALE PUBLIC WC 205	ABULUTIONS	518	1
B FEMALE PUBLIC WC 206	ABULUTIONS	519	1
B FEMALE PUBLIC WC 207	ABULUTIONS	520	1
B FEMALE PUBLIC WC 208	ABULUTIONS	521	1
B FEMALE PUBLIC WC 209	ABULUTIONS	522	1
B FEMALE PUBLIC WC 210	ABULUTIONS	523	1
B FEMALE PUBLIC WC 211	ABULUTIONS	524	1
B FEMALE PUBLIC WC 212	ABULUTIONS	525	1
B FEMALE PUBLIC WC 213	ABULUTIONS	526	1
B FEMALE PUBLIC WC 214	ABULUTIONS	527	1
B FEMALE PUBLIC WC 215	ABULUTIONS	528	1
B FEMALE PUBLIC WC 216	ABULUTIONS	529	1
B FEMALE PUBLIC WC 217	ABULUTIONS	530	1
B FEMALE PUBLIC WC 218	ABULUTIONS	531	1
B FEMALE PUBLIC WC 219	ABULUTIONS	532	1
B FEMALE PUBLIC WC 220	ABULUTIONS	533	1
B FEMALE PUBLIC WC 221	ABULUTIONS	534	1
B FEMALE PUBLIC WC 222	ABULUTIONS	535	1
B FEMALE PUBLIC WC 223	ABULUTIONS	536	1
B FEMALE PUBLIC WC 224	ABULUTIONS	537	1
B FEMALE PUBLIC WC 225	ABULUTIONS	538	1
B FEMALE PUBLIC WC 226	ABULUTIONS	539	1
B FEMALE PUBLIC WC 227	ABULUTIONS	540	1
B FEMALE PUBLIC WC			