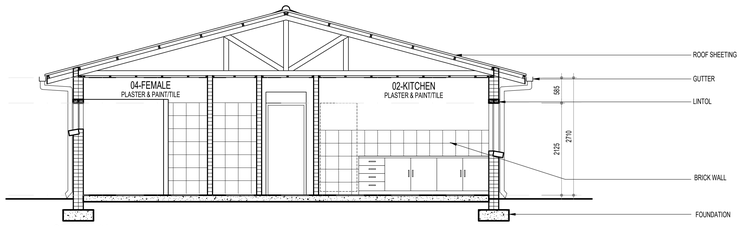

SE-0001-01
SCALE 1 : 50

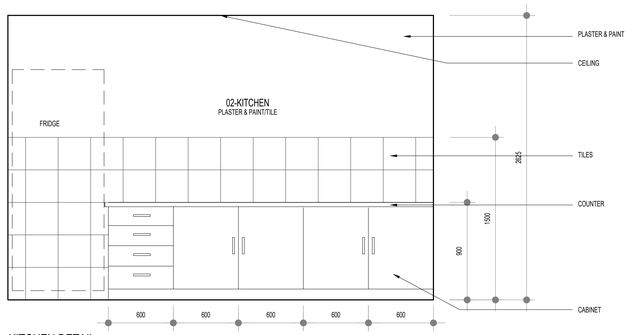

KITCHEN DETAIL
SCALE 1 : 20

		FINISH / SANITARY SCHEDULE																
		01 STAFF ROOM	02 KITCHEN	03 STOCK ROOM	04 FEMALE TOILET	05 MALE TOILET	06 WAITING AREA	07 RECEPTION	08 PRINT ROOM	09 SICK 02	10 WC	11 SICK 01	12 PASSAGE	13 RECORDS	14 PRINCIPAL	15 OFFICE	16 OFFICE
WALLS	300x300 PORCELLAIN TILES AS SHOWN. PREPARE AND PAINT, ABOVE TILES WITH PLASCON PROFESSIONAL WATER BASED ENAMEL PAINTING TO BE IN STRICT ACCORDANCE. TILE EDGE STRIP : M-TRIM 12mm HIGH ALUMINUM EDGE TRIM (CODE : AFQE120).		○		○	○					○						
	PREPARE AND PAINT PLASTERED SURFACES WITH MIN 2 FINISHING COATS. WITH PLASCON DOUBLE VELVET . PAINTING TO BE IN STRICT ACCORDANCE TO MANUFACTURERS SPECIFICATION.COLOUR TO ARCHITECTS SCHEDULE.	○		○			○	○	○	○		○	○	○	○	○	○
CILLS	AS PER WALLS	○		○			○	○	○	○		○	○	○	○	○	○
	AS PER FLOOR		○		○	○					○						
SKIRTINGS	PVC POWER SKIRTING TO ELECTRICAL ENGINEERS DETAIL.	○						○								○	○
	FLOOR TILE CUT INTO 100mm WIDE STRIPS.																
	NO SKIRTING																
FLOORS	300x300 PORCELLAIN TILES, DARO6078MG, AS PER FERREIRAS. APPLY TAL GOLD STAR 6 RAPID SETTING ADHESIVE USING A TAL NOTCHED TROWEL. GROUT JOINTS NOT EXCEEDING 8MM WIDE WITH GREY TAL FINE EPOXY GROUT. PROVIDE EXPANSION JOINTS EVERY 3M M-TRIM 10MM HIGH STAINLESS STEEL MOVEMENT JOINT FITTED WITH 6MM WIDE DARK GREY POLYURETHANE INFILL (CODE : SMJ100.09). FIXED TO FLOORS WITH AN APPROVED ADHESIVE.		○		○	○					○						
	VINYL LAMINATED FLOORING AS PER DEPARTMENT OF EDUCATION PREFERENCE	○		○			○	○	○	○		○	○	○	○	○	○
WHB	FRANKE 1.2mm GRADE 304 18/10 S/S FLAT BED 24 WALL MOUNTED WASH HAND BASIN, SIZE 2400 X 550 X 50mm DEEP WITH SHALLOW TROUGH, 100mm APRON STANDARD 40mm WASTE OUTLETS, FIXED TO WALL WITH 6mm S/S ANCHOR BOLTS AND 3mm S/S BRACKETS. (NO TAP HOLES). FIT CHROME PLATED BOTTLE TRAPS.			2	2						1						
WC	FRANKE 1.2mm GAUGE GRADE 304 18/10 STAINLESS STEEL WALL HUNG WC PAN (PRODUCT CODE: 356025). SIZE 568 X 392 X 346mm HIGH WITH BLACK HEAVY DUTY PLASTIC SEAT WITH FLUSH VALVE. INTEGRAL STAINLESS STEEL 110 "P" TRAP AND BACK ENTRY , FLUSH MOUNTED WITH MOUNTING BRACKET FIXED TO WALL WITH 4 X 12mm STAINLESS STEEL ANCHOR BOLTS, 40mm FLUSH PIPE INLET, COMPLIANT WITH SABS 497:1991 AND SABS 1733:1998.			3	1						1						
URINAL	FRANKE GRADE 304 18/10 STAINLESS STEEL BARRON BOWL TOP ENTRY FLUSHING URINAL SIZE 305 X 420 X 245mm DEEP WITH FLUSH VALVE (ELSEWHERE SPECIFIED), UNIT FITTED WITH A TOP ENTRY FLUSHING SPREADER, 40mm WASTE OUTLET AND STAINLESS STEEL DOMICAL GRATING, MOUNTED TO WALL WITH STAINLESS STEEL ANCHOR BOLTS.				2												
SINK	FRANKE GRADE 304 18/10 STAINLESS STEEL MODEL S2 CENTRE CATERING SINK, SIZE 2400 X 650mm WIDE WITH 2NO. 500 X 500 X 230mm DEEP PRESSED BOWLS. 150mm HIGH INTEGRAL SPLASHBACK TO REAR AND RIGHT END.50X10mm TURNDOWN WITH A BEADED EDGE ON REMAINING SIDES. STAINLESS STEEL SOLID UNDERSHELF. UNDERSIDE SPRAYED WITH VERMIN PROOF BITUMASTIC SOUND DEADENING AND 50mm WASTE OUTLET , FITTED ONTO 41mm . ROUND S/S DETACHABLE LEGS WITH ADJUSTABLE FLANGED FOOT PIECE AND SUPPORTED ON 30 X 30 X 30mm FRAMEWORK AND GMS BACKING SHEET. FIT RUBBER S-TRAP		1														

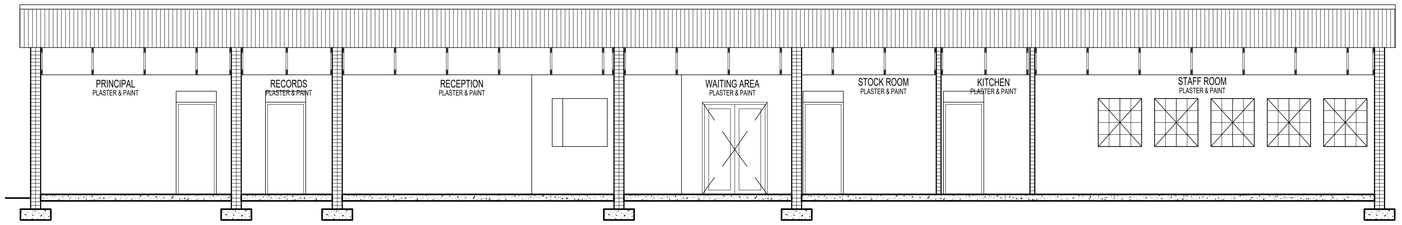

SE-0001-01
SCALE 1 : 50

GENERAL NOTES:

FOUNDATIONS:
TO ENGINEERS DETAILS.

SURFACE BED:
CONCRETE SURFACE BED TO ENGINEERS DETAIL, ON 250micron DPM ON WELL RAmmED ANT POISONED EARTH.

WALLS:
FACEBRICK TO BE SILVER GREY TRAVERTINE AS PER CORDBRIK. 12mm HALF ROUND JOINTS. ROLLER COURSE ABOVE ALL OPENINGS. BRICK ON EDGE CILLS.
GMS BRICK FORCE IN ALL WALLS EVERY 3 COURSES. EXTERNAL FACE OF INTERNAL SKIN BAGGED WITH BITUMEN. DPM AT SURFACE BED LEVEL AND DPC BELOW AND ABOVE ALL WINDOW, LOUVRE AND DOOR OPENINGS.
PLASTER AND PAINT OR TEXTURED PAINT AS SHOWN.

WINDOWS:
ALUMINUM AS PER WINDOW SCHEDULE.

DOORS:
AS PER DOOR SCHEDULE.

CONCRETE SLAB:
255mm THICK TO ENGINEERS DETAILS.

CONCRETE BEAMS AND COLUMNS:
TO ENGINEERS DETAILS. SMOOTH OFF SHUTTER CONCRETE FINISH, PREPARED AND PAINTED WITH MIN 2 FINISHING COATS WALLGUARD AS PER DULUX. PREPARATION AS PER MANUFACTURERS SPECIFICATION. COLOUR TO COLOUR SCHEDULE.

ROOF:
ALUMINUM ROOF SHEETING 0.8mm A7 PROFILE, COLOUR CLOUD GREY PVDF FINISH TO ONE SIDE ON STEEL PURLINS TO ENG. DETAIL ON INSULATION, SUPER SISALATION® 420 HEAVY INDUSTRIAL GRADE REINFORCED ALUMINUM FOIL INSULATION DOUBLE SIDED, HEAVY GRammAGE REFLECTIVE FOIL LAMINATE INCORPORATING EIGHT LAYERS OF ALUMINUM FOIL, REINFORCING SCRIM, KRAFT PAPER AND POLYETHYLENE. TESTED FOR CONFORMANCE WITH SABS 1381: PART IV-1985, WITH A CLASS 1 FIRE RATING IN ACCORDANCE WITH SABS 0177: PART III- 1981 AND BS 476 PART 5, 6 AND 7. WITH TOP AND BOTTOM EDGES FOLDED AROUND FLAT BAR AND POP RIVETED TO RIDGE AND EAVES PURLINS. AND DRAWN TAUTLY OVER AND FIXED TO INTERMEDIATE PURLINS WITH DOUBLE SIDED TAPE OR CONTACT ADHESIVE AND SUPPORTED BETWEEN PURLINS BY 1.6mmØ DOUBLE GALVANSED STRAINING WIRES AT 275mm CENTRES SECURELY FIXED ACROSS TOP OF PURLINS, WITH SISALATION® LAPPED 150mm AT SIDE AND END LAPS.
GMS PURLINS TO ENGINEERS DETAIL. ON GMS TRUSS TO ENGINEERS DETAIL. GMS PREPARED AND PAINTED IN ACCORDANCE WITH ENGINEERS SPECIFICATION. COLOUR PLASCON BABBLING CREEK.

CEILING
GYPROC RHINOCEIL PREMIERE 5 FLUSH PLASTERED CEILING 12.5mm THICK TAPER-EDGE RHINOBOARD FIXED PRINT SIDE UP AND SCREWED TO DOWN T37K SCREW UP CEILING GRID WITH DRYWALL SCREWS SPACED AT 150mm CENTRES. INCLUDING GALVANISED MAIN TEES AT 1200mm CENTRES AND CROSS TEES AT 600mm CENTRES. ALL SUSPENDED WITH 25 X 25mm GALVANISED ANGLES AT NOT EXCEEDING 1200mm CENTRES. ALL FIXED TO TRUSSES AT CENTRES . JOINTS TO BE COVERED WITH RHINOTAPE FIXED OVER JOINTS (DOUBLE OVER BUTT JOINTS) AND THEN PLASTERED WITH 6mm THICK RHINOLITE GYPSUM SKIM PLASTER APPLIED AS PER MANUFACTURERS INSTRUCTIONS. PROVIDE SHADOWLINE TRIM.

WINDOW NO.	W1	No. OFF	28
FRAME	STANDARD STEEL WINDOW SECTIONS AS PER MANUFACTURER'S SERIES		
FINISH :	PREPARE & PAINT WITH MIN. 2 COATS POLYURETHANE SILK ENAMEL COLOUR TO SCHEDULE		
GLASS	6mm CLEAR SAFETY GLASS AS PER SMARTGLASS		
GENERAL	PROVIDE 10x10mm SOLID ALUMINIUM BARS TO ALL OPENING SECTIONS AT MAX 90mm CENTRES. PROVIDE ALL IRONMONGERY CONTRACTOR RESPONSIBLE FOR SUPPLY AND INSTALLATION OF ALL WINDOWS AND SHOPFRONTS TO BE AFFILIATED WITH AAAMSA. WIND LOADING TO WINDOWS TO BE ASSUMED AT 2000kpa. SUPPLIER TO MEASURE OPENING PRIOR TO FABRICATION &		

WINDOW NO.	W2	No. OFF	5
FRAME	STANDARD STEEL WINDOW SECTIONS AS PER MANUFACTURER'S SERIES		
FINISH :	PREPARE & PAINT WITH MIN. 2 COATS POLYURETHANE SILK ENAMEL COLOUR TO SCHEDULE		
GLASS	6.38mm CLEAR FLOAT & 8mm CLEAR SAFETY GLASS AS PER SMARTGLASS SOLAR VUE, COLOUR NEUTRAL HL. LIGHT TRANSMISSION 46%		
GENERAL	PROVIDE 10x10mm SOLID ALUMINIUM BARS TO ALL OPENING SECTIONS AT MAX 90mm CENTRES. PROVIDE ALL IRONMONGERY CONTRACTOR RESPONSIBLE FOR SUPPLY AND INSTALLATION OF ALL WINDOWS AND SHOPFRONTS TO BE AFFILIATED WITH AAAMSA. WIND LOADING TO WINDOWS TO BE ASSUMED AT 2000kpa. SUPPLIER TO MEASURE OPENING PRIOR TO FABRICATION &		

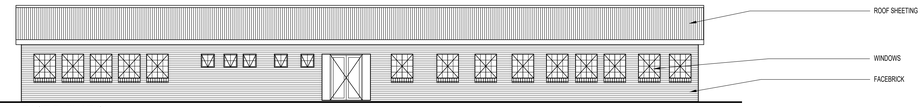

EAST ELEVATION
SCALE 1 : 100

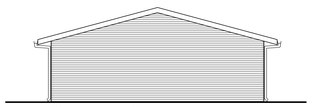

SOUTH ELEVATION
SCALE 1 : 100

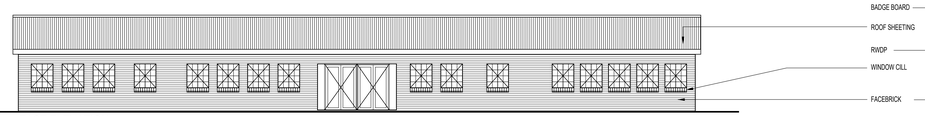

EAST ELEVATION
SCALE 1 : 100

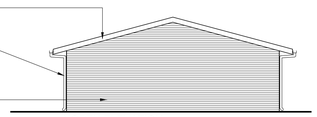

NORTH ELEVATION
SCALE 1 : 100

DOOR NO.	D1	LH RH	TOTAL 3
DOOR	ALUMINIUM FRAMED AND GLASS COMPLYING WITH AAAMSA PERFORMANCE CRITERIA (2000NPA). GLAZED IN ACCORDANCE WITH SANS 10160:2010, SANS 10137:2002, SANS 10400:2010 (PART N OF SECTION 3) AND SANS 1263-1:2006 WITH PVB HIGH IMPACT (H.I), LAMINATED SAFETY GLASS. WITH CLIP-ON GLAZING BEADS WITH GASKET SEALS, PLUGGED TO BRICKWORK OR CONCRETE. ALL IN ACCORDANCE WITH AAAMSA SELECTION GUIDE FOR GLAZED ALUMINIUM ARCHITECTURAL ALUMINIUM PRODUCTS - JUNE 2008.		
FINISH	POWDER COATED COLOUR : CHARCOAL GREY		
FRAME	ALUMINIUM AS PROVIDED BY MANUFACTURER		
FINISH	POWDER COATED COLOUR : CHARCOAL GREY		
IRONMONGERY: HANDLES & LOCKSET	SEE IRONMONGERY SCHEDULE		
IRONMONGERY: HINGES			
IRONMONGERY: DOORSTOP			
IRONMONGERY: COATHOOK			
IRONMONGERY: GENERAL			

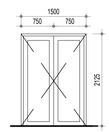

WINDOW NO.	D2	TOTAL 9
DOOR	44mm THICK SOLID H/W DOOR WITH 12mm REBATE.	
FINISH	PREPARE & PAINT WITH MIN. 2 COATS POLYURETHANE SILK ENAMEL COLOUR TO SCHEDULE	
FRAME	108x76 H/W WITH 12mm REBATE. PROVIDE 19mm H/W QUADRANT BOTH SIDES	
FINISH	PREP. & PAINT WITH POLYURETHANE SILK ENAMEL, COLOUR TO SCHEDULE	
IRONMONGERY: HANDLES & LOCKSET	SEE IRONMONGERY SCHEDULE	
IRONMONGERY: HINGES		
IRONMONGERY: DOORSTOP		
IRONMONGERY: COATHOOK		
IRONMONGERY: GENERAL	ALUMINIUM LOUVRE AWG AS PER TROX KICK PLATE : 150mm HIGH S/S SCREW FIXED TO DOOR	

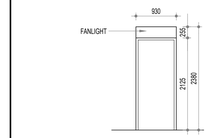

DOOR NO.	D3	LH = RH =	TOTAL 3
DOOR	44mm THICK SOLID H/W DOOR.		
FINISH	PREPARE & PAINT WITH MIN. 2 COATS POLYURETHANE SILK ENAMEL COLOUR TO SCHEDULE		
FRAME	108x76 H/W WITH 12mm REBATE. PROVIDE 19mm H/W QUADRANT BOTH SIDES		
FINISH	PREP. & PAINT WITH POLYURETHANE SILK ENAMEL, COLOUR TO SCHEDULE		
IRONMONGERY: HANDLES & LOCKSET	SEE IRONMONGERY SCHEDULE		
IRONMONGERY: HINGES			
IRONMONGERY: DOORSTOP			
IRONMONGERY: COATHOOK			
IRONMONGERY: GENERAL	ALUMINIUM LOUVRE AWG AS PER TROX KICK PLATE : 150mm HIGH S/S SCREW FIXED TO DOOR		

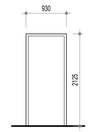

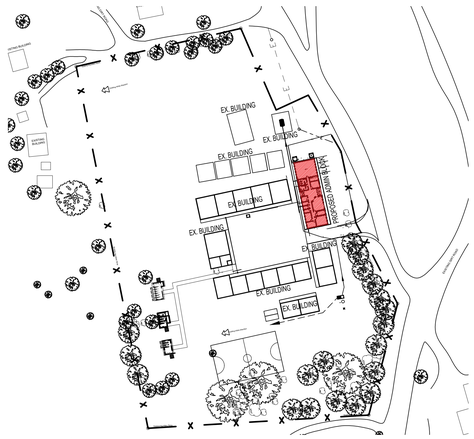

SITE PLAN
SCALE 1 : 100

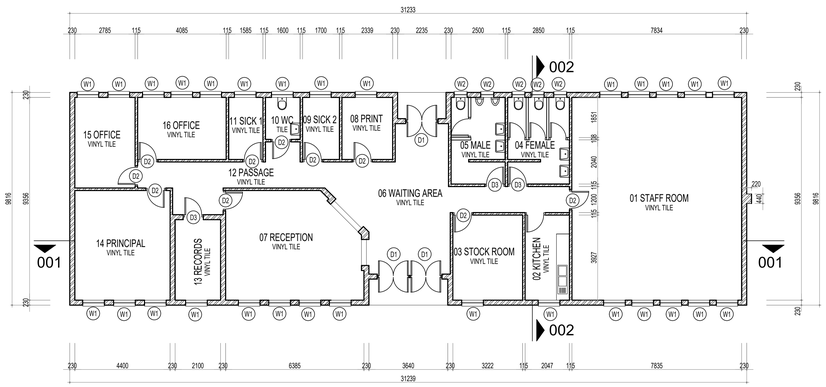

GROUND FLOOR PLAN
SCALE 1 : 100

DRAWING NO.	REFERENCE

REFERENCE DRAWINGS

NOTES

1. DO NOT SCALE DRAWING - ONLY DIMENSIONS SHOWN TO BE USED.

2. THE CONTRACTOR SHALL VERIFY ALL CONDITIONS, DIMENSIONS AND LEVELS ON THE SITE AND NOTIFY THE NEC SUPERVISOR OF ANY VARIATIONS BEFORE CONSTRUCTION.

NO.	DESCRIPTION	BY	CHKD	APPD	DATE
0A	ISSUED FOR TENDER DRAWINGS	SPK	ID		

REVISIONS

This Document including all design and information therein is Confidential Intellectual Property of Transnet.
Copyright and all other rights are reserved by Transnet. This Document may only be used for its intended purpose.

CONTRACTOR / CONSULTANT			
TITLE	NAME	SIGN	DATE
OPERATING DIVISIONS			
TITLE	NAME	SIGN	DATE

TRANSNET CAPITAL PROJECTS					
TITLE	NAME	SIGN	DATE		
DRAWN	SPK		13	10	23
CHECKED	ID		13	10	23
DESIGNED					
CHECKED					
PR.ENG. / PR.TECH./PR. ARCH					
NAME	SP KHOZA		DATE		
SIGNATURE			13	10	23
REG. NUMBER	PAT12067326				
SCALE :	AS SHOWN		A0		

Transnet Port Terminal
(TRADING AS TRANSNET PORT TERMINAL) : REG. NO. XXXXXXX
202 Anton Street
Durban Central
4001

TRANSNET

JOZINI MUNICIPALITY

MANGWAZANA SECONDARY SCHOOL
ADMIN BLOCK
SITE PLAN, FLOOR PLAN, ELEVATIONS
SECTIONS & SCHEDULES

PROJECT NUMBER	OD	FBS	DIS	TYPE	DRAWING NO.	SHEET	REV	ID
- - - - - -	- -	- -	- -	A -	L A - 0 0 0 1	0 1	- O A	TD