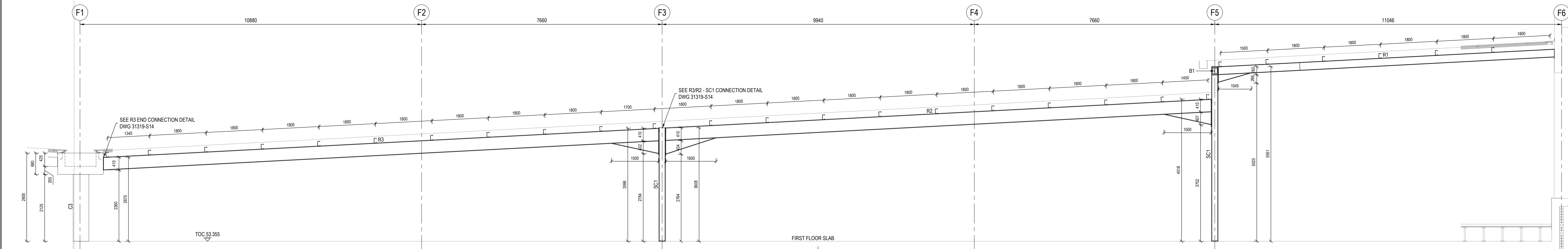
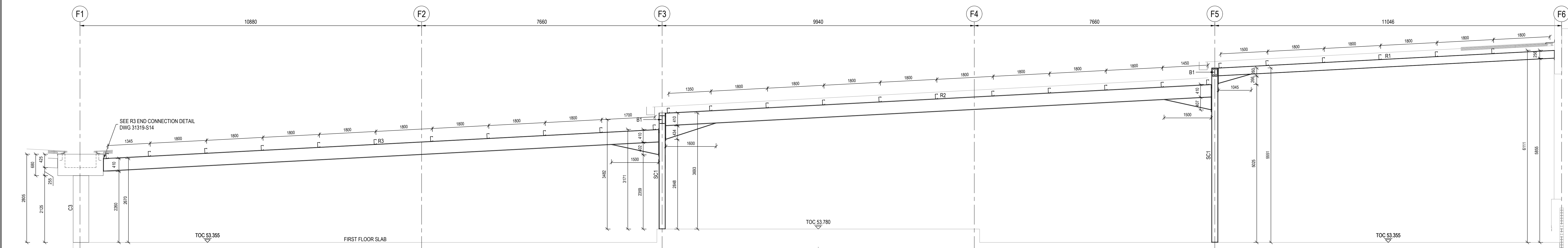


SECTIONAL ELEVATION GRID FE  
SCALE 1:50



SECTIONAL ELEVATION GRID FF  
SCALE 1:50



SECTIONAL ELEVATION ON GRID FG  
SCALE 1:50

- NOTE:  
REFER TO DRAWING:
- 31319-S21 FOR SECTIONS D & E
  - 31319-S24 FOR SECTIONS C & F
  - 31319-S25 FOR SECTION B1
  - 31319-S26 FOR SECTION B2
  - 31319-S14 & S27 FOR STRUCTURAL STEEL DETAILS

- Architect's Notes: Please allow for the following columns to be painted at first floor level
- F5 / FB
  - F5 / FC
  - F5 / FG
  - F5 / FH
  - F5 / FG
  - F5 / FK
  - F3 / FG
  - F3 / FH
  - F3 / FK
  - F2 / FH
- Point Specification: (See 31309-S27 SH 3 OF 3)

MEMBER SCHEDULE		
MARK	SECTION	COMMENTS
SC1	200x200x40	COLUMN
B1	150x75x7	STUB COLUMN
H1	400x178x67	BEAM
R1	254x146x43	HIP RAFTER
R2	254x146x43	HIP RAFTER
R3	400x178x67	RAFTER
P1	150x75x7	RAFTER
P2	150x75x7	PURLIN
FR	100x100x6	FALSE RAFTER
BR	70x70x6	PURLIN
BR1	101x62.5x5	ROOF BRACING

Revisions			
Rev.	Date	Drawn	Description
01	14-11-2024	D.J.P.	CONSTRUCTION

**PLEASE READ THOROUGHLY!!!!**

**GENERAL NOTES:**

G1. All work to be carried out in accordance with the latest issue of SANS 1200 unless noted otherwise.

G2. All setting out to Architect's details.

G3. Piles, pile caps, ground beams, footings, and columns are central on grid lines unless shown otherwise.

G4. Contractor to check all dimensions and levels prior to commencing work on site, and any discrepancies to be reported to the Engineer immediately.

**CONCRETE NOTES:**

C1. Blinding concrete to be placed below all pile caps, ground beams, and footings and shall be a minimum of 50mm thick.

C2. Concrete mix design to SANS 10100. Design loads from SANS 10100 and Client's specification.

C3. Concrete mix designs to be submitted to Engineer for approval prior to commencement of work. Only Engineer-approved admixtures to be used.

C4. Foundations designed for a bearing pressure of 80kPa. Refer to DRENAN, MAUD (PTY) LTD Report Ref. 22649P.

C5. All concrete to have a minimum compressive strength at 28 days as follows:

- Blinding: 15 MPa / 25mm
- Foundations: 25 MPa / 25mm
- Columns: 30 MPa / 19mm
- Surface Beds: 25 MPa / 19mm
- Suspended Slabs & Beams: 30 MPa / 19mm

C6. Concrete cover to main reinforcement:

- Foundations: 50 mm
- Columns: 30 mm
- Surface Beds: 50 mm
- Suspended Slabs & Beams: 30 mm

C7. All concrete work, including formwork stripping times and propping, to SANS 1200-G8.

C8. Formwork classification:

- Concealed surfaces: Rough
- Exposed surfaces (unless otherwise shown): Smooth (off-shutter) to Grade II tolerances.
- Exposed surfaces (where specified by architect): Smooth-special to SANS 2001-CC1: 4.3.1.8 Table 1.

C9. All sharp edges to concrete to have 25mm chamfers.

C10. Uniformed surface finishes as follows:

- Surface Beds: Power-floated
- Suspended Slabs: Power-floated

C11. All services and sleeves to be positioned prior to concrete pour. No in situ concrete to be cast without prior approval from the Engineer.

C12. The positions of all construction joints not shown on the drawings are to be discussed with and approved by the Engineer.

REFER TO DRAWING 3119-S20 - GENERAL NOTES

**STEEL NOTES:**

S1. Contractor to check all dimensions on site prior to fabrication. Any discrepancies to be reported to the Engineer immediately.

S2. No steelwork is to be fabricated prior to the Engineer's approval of shop drawings.

S3. Steelwork grades shall be as follows:

- Hot rolled sections: Grade S355JR to EN10025-2
- Hot rolled angles S405 and under and cold rolled open sections: Grade 'C2' (Commercial Quality steel to SANS 10162)
- Hot formed hollow sections: Grade S355W to SANS 657-1.

S4. All hot rolled steelwork to be painted in accordance with the project specification.

S5. All cold rolled steelwork to be hot dip galvanized to SANS 121 and treated with a suitable degreasing agent.

S6. The ends of all tubular and hollow sections are to be sealed with nominal thickness plates and continuous fillet welds unless shown otherwise.

S7. All gusset and end plates to be 10mm unless shown otherwise.

S8. Unless shown otherwise, purlins and girts shall be continuous over at least two spans.

S9. All welds to be full strength U.O.N.

S10. Welding shall be performed by a certified welder in accordance with the requirements laid down in the latest issue of SANS 10044.

S11. Welds shall be 6mm continuous fillet welds with ETXXX Electrodes unless shown otherwise.

S12. Unless shown otherwise, all bolts shall be M16 Grade 4.8 to SABS 135.

S13. Exposed ends of holding-down bolts shall be protected from damage during and after placement of concrete.

S14. The Contractor shall provide and leave in place until permanent bracing elements are constructed, such temporary bracing as is necessary to stabilise the structure during erection.

REFER TO DRAWING 3119-S20 - GENERAL NOTES

IF IN DOUBT, ASK!!!

HEALTH DEPARTMENT SIGNATURES

DEPUTY DIRECTOR GENERAL: \_\_\_\_\_

HEAD OFFICE PROGRAMME / SERVICE: \_\_\_\_\_

DISTRICT MANAGER: \_\_\_\_\_

CEO MANAGER OF THE FACILITY: \_\_\_\_\_

DOH PROJECT MANAGER: \_\_\_\_\_

IMPLEMENTING AGENT PROJECT MANAGER: \_\_\_\_\_

PROFESSIONAL SERVICES PROVIDER: \_\_\_\_\_

Name: **S. Boyce (Pr. Eng. 20160768)**

Signature: \_\_\_\_\_ Date: **04/10/2024**


Consultant: **DRENNAN MAUD (PTY) LTD**


**GEOTECHNICAL ENGINEERS & ENGINEERING GEOLOGISTS**

Reg. No. 2014/03887/207 [info@drennandmaud.com](mailto:info@drennandmaud.com) [www.drennandmaud.com](http://www.drennandmaud.com)

DURBAN HEAD OFFICE  
69 Peter Mokaba Ridge  
Tolgate  
4001  
T: +27 31 261 8669

P.O. Box 20464  
Mayville  
4068  
F: +27 31 261 7600

 **health**  
Department:  
Health  
PROVINCE OF KWAZULU-NATAL

 **KWAZULU-NATAL PROVINCE**  
PUBLIC WORKS  
REPUBLIC OF SOUTH AFRICA

**SOUTHERN REGION**

Project: **DEPARTMENT OF HEALTH  
PORT SHEPSTONE HOSPITAL  
NEW PSYCHIATRIC WARD**

Drawing description: **STRUCTURAL STEEL  
SECTIONAL ELEVATIONS**

Drawn: T.B.U./D.J.P. Date: 27-08-2024

Scale/s: As shown

Consultant Drawing number: **31319-S27 SH2of3** Rev: C0

Drawing number: **WIMS 044 044 / S / 27 SH2of3 / C0**

Stamped by Health Plans Approval Committee