

| | | |
|---|-----------------|-------------------|
|  | Strategy | Generation |
|---|-----------------|-------------------|

Title: **Tender technical evaluation strategy Matimba Power Station ash dump conveyor upgrade**

Unique Identifier: **N/A**

Alternative Reference Number: **N/A**

Area of Applicability: **Matimba**




Documentation Type: **Report**

Revision: **1**

Total Pages: **23**

Next Review Date: **N/A**

Disclosure Classification: **CONTROLLED DISCLOSURE**

| Compiled by | Functional Responsibility | Authorised by |
|---|---|---|
|  |  |  |
| Shandukani Manena System Engineer | Gift Nkuna Auxiliary Engineering Manager | Jacky Mathobela Engineering Manager |
| Date: <u>2025/06/30</u> | Date: <u>2025/07/02</u> | Date: <u>2025/07/02</u> |

CONTENTS

| | |
|---|-----------|
| 1. INTRODUCTION | 3 |
| 2. SUPPORTING CLAUSES..... | 3 |
| 2.1 SCOPE | 3 |
| 2.1.1 Purpose | 3 |
| 2.1.2 Applicability..... | 3 |
| 2.2 NORMATIVE/INFORMATIVE REFERENCES..... | 3 |
| 2.2.1 Normative | 3 |
| 2.2.2 Informative..... | 3 |
| 2.3 DEFINITIONS..... | 3 |
| 2.3.1 Disclosure Classification | 4 |
| 2.4 ABBREVIATIONS..... | 4 |
| 2.5 ROLES AND RESPONSIBILITIES..... | 4 |
| 2.6 PROCESS FOR MONITORING..... | 4 |
| 2.7 RELATED/SUPPORTING DOCUMENTS..... | 4 |
| 3. TENDER TECHNICAL EVALUATION STRATEGY..... | 5 |
| 3.1 TET MEMBERS..... | 5 |
| 3.2 TENDER RETURNABLES | 5 |
| 3.3 DEVIATION TABLE..... | 7 |
| 3.4 MANDATORY TECHNICAL EVALUATION CRITERIA | 8 |
| 3.5 QUALITATIVE TECHNICAL EVALUATION SCORING AND THRESHOLD..... | 10 |
| 3.6 QUALITATIVE TECHNICAL EVALUATION CRITERIA..... | 11 |
| 3.7 TET MEMBER RESPONSIBILITIES..... | 18 |
| 3.8 FORESEEN ACCEPTABLE / UNACCEPTABLE QUALIFICATIONS..... | 20 |
| 3.8.1 Risks..... | 20 |
| 3.8.2 Exceptions / Conditions..... | 20 |
| 4. AUTHORISATION..... | 22 |
| 5. REVISIONS | 22 |
| 6. DEVELOPMENT TEAM | 22 |
| 7. ACKNOWLEDGEMENTS | 22 |

TABLES

| | |
|---|----|
| Table 1: TET Members | 5 |
| Table 2: Tender returnables for technical evaluations | 5 |
| Table 3: Mandatory Technical Evaluation Criteria..... | 8 |
| Table 4: Scoring Method for Qualitative Technical Evaluation Criteria | 10 |
| Table 5: Qualitative technical evaluation criteria | 11 |
| Table 6: TET Responsibilities | 18 |
| Table 7: Acceptable Technical Risks..... | 20 |
| Table 8: Unacceptable technical risks | 20 |
| Table 9: Acceptable Technical Exceptions / Conditions..... | 20 |
| Table 10: Unacceptable Technical Exceptions / Conditions | 21 |

CONTROLLED DISCLOSURE

1. INTRODUCTION

Extendable conveyers are used to transport mixed ash coming from the station which comes through a series of conveyer belts, this ash then gets transported to the machines (spreader/stacker) for disposal.

Matimba Power Station uses a series of conveyers to transport mixed ash from the power station to the ash dump where its disposed. The extendable conveyers are of interest in this series of conveyers, they can be extended and moved depending on the new location the machine is dumping on. Due to the increased load the conveyor drive experiences because of the increased belt weight, the conveyor belt motor and gearbox must be upgraded to meet the new torque and power requirements.

2. SUPPORTING CLAUSES

2.1 SCOPE

The purpose of this project is to:

- Upgrade extendable 14 and 24 conveyor drive to dual 250 kW drives, design and construct a new conveyor head to accommodate them.

The upgrade of the drives must be done to accommodate for the new power requirements of moving and extension of the conveyor belt system at the new location where the spreader and stacker machine will be dumping ash.

Part of this scope is to ensure that the technical evaluations are conducted as reasonably as practicable to comply with the current tender evaluation procedure.

2.1.1 Purpose

The purpose of this document is to define the tender returnables, mandatory and qualitative evaluation criteria. The Purpose is also to appoint the Technical Evaluation Team (TET) members.

2.1.2 Applicability

This document applies to Matimba Power Station.

2.2 NORMATIVE/INFORMATIVE REFERENCES

Parties using this document shall apply the most recent edition of the documents listed in the following paragraphs.

2.2.1 Normative

- [1] 240-48929482: Tender Technical Evaluation Procedure.
- [2] 240-54783039 New MV Induction Motor Technical Schedule A&B Template (Rev 3)
- [3] Works Information

2.2.2 Informative

- [2] Matimba Power Station Ash Dump Lining Phase 0 - Conveyor Drive Upgrade.

2.3 DEFINITIONS

None

CONTROLLED DISCLOSURE

When downloaded from the EDMS, this document is uncontrolled and the responsibility rests with the user to ensure it is in line with the authorised version on the system.

2.3.1 Disclosure Classification

Controlled Disclosure: Controlled Disclosure to external parties (either enforced by law, or discretionary).

2.4 ABBREVIATIONS

| Abbreviation | Description |
|--------------|-------------------------------------|
| ECSA | Engineering Council of South Africa |
| EDWL | Engineering Design Work Lead |
| N/A | Not Applicable |
| TET | Technical Evaluation Team |

2.5 ROLES AND RESPONSIBILITIES

Roles and responsibilities shall be as per “240-48929482: Tender Technical Evaluation Procedure”, summarised below:

Engineering Manager: The Engineering Manager shall ensure that all staff, in their respective areas understand and adhere to this procedure.

Engineering Design Work Lead (EDWL): The EDWL is responsible to manage the execution and adherence to this procedure. The EDWL compiles the Technical evaluation reports with input from respective TET members.

Technical Evaluation Team (TET) member: The delegated engineers / technical specialists who are responsible to review and evaluate technical aspects of the tender documentation as per the Tender Technical Evaluation Strategy. Furthermore, the TET compiles a report detailing the findings of the evaluation for the respective tenders on the allocated area of responsibility as highlighted in Table 5; this is mandatory responsibility for each TET member. The report should also highlight major areas of compliance and non-compliance, risks, points to be considered for negotiations etc. in accordance with the “240-48929482: Tender Technical Evaluation Procedure”. Where possible, one consolidated report will be acceptable per functional area, however the report should be supported by the respective TET member score sheets.

2.6 PROCESS FOR MONITORING

N/A

2.7 RELATED/SUPPORTING DOCUMENTS

N/A

CONTROLLED DISCLOSURE

3. TENDER TECHNICAL EVALUATION STRATEGY

3.1 TET MEMBERS

The following Evaluation Team Members have been appointed to perform evaluations.

Table 1: TET Members

| TET number | TET Member Name | Designation |
|------------|--------------------|------------------------------------|
| 1 | Shandukani Manena | Ash Handling Plant System Engineer |
| 2 | Boleo Lesejane | Senior Technician Electrical |
| 3 | Wandile Mjuqu | System Engineer |
| 4 | Rene Davel | System Engineer |
| 5 | Gudani Raphalalani | System Engineer |

3.2 TENDER RETURNABLES

The following lists the tender returnables to be supplied by the contractors during tender. Tender returnables shall be used to perform mandatory and qualitative technical evaluations. Column 3 of Table 2 below references the applicable section in the “Matimba Power Station Ash Dump Lining Phase 0 - Conveyor Drive Upgrade” document, defining the scope of work and technical requirements which will be issued on the open market during tender.

Table 2: Tender returnables for technical evaluations

| Tender returnables: It is recommended that the contractor uses a file index divider system when submitting the tender. Each of the following returnables should be in its own section with divider. This will assist in finding information. The file index dividers must correspond to the tender returnables. If the following tender returnables are not submitted, the tender cannot be evaluated and deemed unresponsive. | | | |
|--|---|---|--|
| Item | Returnables | Matimba Power Station Ash Dump Lining Phase 0 - Conveyor Drive Upgrade Information Section: | Expectations |
| 1 | Gatekeeper /Mandatory | N/A | Contractor should provide proof of fleet or access to two D8 dozer with necessary modifications to pull extendable 14 & 24 head |
| 2 | Gatekeeper /Mandatory | N/A | Contractor should provide proof of ECSA PrEng (Mechanical/Civil) registration for the persons responsible for conveyor head designs |
| 3 | Deviation Table | N/A | Complete the supply and scope of work deviation table as included in the specification and specify if there are any deviations. If there are none. A clear statement must be supplied. |
| 4 | Company profile and proven experience in conveyers, conveyer belt drive | N/A | Attach the following as proof: 1. Company Profile with Company record proving technical expert works undertaken and organogram depicting company resources and following: |

CONTROLLED DISCLOSURE

| | | | |
|----|--|------------------------|--|
| | installation and conveyor extension | | 2. Contract number with SOW with defects clearance certificate for completed projects OR 3. Purchase order number with SOW with defects clearance certificate for completed projects OR 4. Completion certificate with SOW with defects clearance certificate for completed project. |
| 5 | Proposed plan programme | N/A | Provide detailed proposed execution plan for the SOW. |
| 6 | Project/site manager | N/A | Submit CV to meet the following requirements and should include experience in the following areas: 1. Minimum trade certificate or National Diploma in Engineering with proof of qualification - submit qualifications 2. Managerial experience 3. Relevant experience in a power station Provide contactable references in the CV |
| 7 | Site supervisor | N/A | Submit CV to meet the following requirements and should include experience in the following areas: 1. Minimum Trade Certificate (Fitter qualification - submit qualifications) 2. Supervisor experience 3. Relevant experience in a power station Provide contactable references in the CV |
| 8 | Workshop | N/A | Declare capacity of workshop that will be used for manufacturing the conveyor heads and any other works related to the scope of work |
| 9 | Manufacturing facility | N/A | Declare capacity of manufacturing facility for conveyor head. Declare percentage of outsourcing if manufacturing will be outsourced. |
| 10 | Extendable conveyor belt drive motors | Section 3.1.1 to 3.1.4 | Provide data sheets for motors as per specification |
| 11 | Plant labelling | N/A | Provide data sheet for proposed plant labelling aluminium engraved plates. |
| 12 | Method statement for installing upgraded motor and gearbox on extendable conveyors | N/A | Provide method statement for installing upgraded motor and gearbox |

CONTROLLED DISCLOSURE

3.3 DEVIATION TABLE

The contractor shall complete the following deviation table. The contractor shall list any deviations to the Matimba Power Station Ash Dump Lining Phase 0 - Conveyor Drive Upgrade section 3. This shall be used to determine if there are acceptable or unacceptable risks based on the tendered proposal.

| Matimba Power Station Ash Dump Lining Phase 0 - Conveyor Drive Upgrade section 3. information section: | Are there any deviations? Y/N | If yes, list the deviations - These will be considered as per Score Criteria item 1 |
|--|-------------------------------|---|
| Bullet point 1 | | |
| Bullet point 2 | | |
| Bullet point 3 | | |
| Bullet point 4 | | |
| Bullet point 5 | | |
| Bullet point 6 | | |
| Table 2 row 1 | | |
| Table 2 row 2 | | |
| Table 2 row 3 | | |
| Table 2 row 4 | | |

CONTROLLED DISCLOSURE

When downloaded from the EDMS, this document is uncontrolled and the responsibility rests with the user to ensure it is in line with the authorised version on the system.

3.4 MANDATORY TECHNICAL EVALUATION CRITERIA

In accordance with 240-48929482, an assessment of 'NO' against item 1 in Table 3 shall disqualify the assessed tendered design from further Qualitative Evaluation.

Table 3: Mandatory Technical Evaluation Criteria

| Item | Mandatory Technical Criteria Description | Reference to Technical Specification / Tender Returnable | Motivation for use of Criteria |
|------|--|---|---|
| 1 | Contractor should provide proof of fleet or access to two D8 dozers with necessary modifications to pull extendable 14 and extendable 24 conveyer head. | Section 3.2 - Table 2 - Item 1 | Due to the heavy mass of the conveyer belt systems and the design, a high torque vehicle with modified front idler/load bin to allow for hooking and pulling extendable conveyer head assembly will be required. Due to the nature of the environment, it is necessary that the vehicle uses tracks to be able to grip on the ground while pulling. It would almost be impossible to execute the full scope without this vehicle. |
| 2 | Contractor should provide proof of ECSA PrEng (Mechanical/Civil) registration for the persons responsible for conveyor head designs | Section 3.2 - Table 2 - Item 2 | Eskom requires that any persons responsible for engineering designs should be a registered professional engineer with ECSA. It is mandatory that also the responsible persons for the designs from the third party is also a registered |
| 3 | The manufacturer must provide proof of local factory capable of repair and testing MV induction motors. Factory may be assessed before contract award. | 4.05 of Technical Schedule A&B 240-54783039 • Proof of local factory capable of repair and testing MV induction motors. | Minimum testing is required in local qualified factory to verify Eskom's performance indicators and improve local content of the design. |
| 4 | The motor manufacturer must have a track record of producing at least MV Motors of similar design that are at least 10 years in operation. | • Completed Technical Schedule A&B 240-54783039 • Dimension Outline drawings | These horizontal mounted 3.3kV motors are categorised as special motors and experienced manufacturing is required to ensure that the Ash Plant reliability is maintained. |

**Tender technical evaluation strategy Matimba Power Station
ash dump conveyor upgrade**

Unique Identifier: **N/A**

Revision: **1**

Page: **9 of 22**

| | | | |
|---|--|--|---|
| | | <ul style="list-style-type: none"> • Proof of track record of producing at least MV Motors of similar design that are at least 10 years in operation. | |
| 5 | The motor manufacturer must submit copy of a completed Schedule B of Technical Schedule A&B, | <ul style="list-style-type: none"> • Eskom Standard 240-50237155 • Technical Schedule A&B 240-54783039 | Mandatory and qualitative evaluation phases of each tendered design cannot be conducted / completed without these documents |

3.5 QUALITATIVE TECHNICAL EVALUATION SCORING AND THRESHOLD

Table 4 below shows the scoring method for the Qualitative Technical Evaluation Criteria as prescribed in 240-48929482.

The criteria are listed in Table 5, where items shall be given a point of 0, 2, 4 or 5. Using the weighting for each item as defined, the final total score will be added up and expressed as a percentage.

Table 4: Scoring Method for Qualitative Technical Evaluation Criteria

| Score | % | Definition |
|---|-----|--|
| 5 | 100 | COMPLIANT Meet technical requirement(s) AND No foreseen technical risk(s) in meeting technical requirement(s). |
| 4 | 80 | COMPLIANT WITH ASSOCIATED QUALIFICATIONS Meet technical requirement(s) with: <ul style="list-style-type: none"> • Acceptable technical risk(s) AND/OR • Acceptable exceptions AND/OR • Acceptable conditions. |
| 2 | 40 | NON-COMPLIANT Does not meet technical requirement(s) with: <ul style="list-style-type: none"> • Unacceptable technical risk(s) AND/OR • Unacceptable exceptions AND/OR • Unacceptable conditions. |
| 0 | 0 | TOTALLY DEFICIENT OR NON-RESPONSIVE |
| <p>Note 1: The scoring table does not allow for scoring of 1 and 3.</p> <p>Note 2: Foreseen acceptable and unacceptable risk(s), exceptions and conditions shall be unambiguously defined in the relevant Tender Technical Evaluation Strategy.</p> | | |

CONTROLLED DISCLOSURE

3.6 QUALITATIVE TECHNICAL EVALUATION CRITERIA

In accordance with 240-48929482, each contractor which has met all the Mandatory Evaluation Criteria as defined in Section 3.4 will be evaluated against the Qualitative Evaluation Criteria defined in Table 5 below. The scoring of qualitative criteria shall be based on the degree of achievement by the tenderer to meet the technical requirements. Each item of Table 5 shall have the specific sub-weighting criteria defined. .

The minimum weighted final score (threshold) required for each tendered proposal to be considered FUNCTIONALLY ACCEPTABLE from a technical perspective is 70%. The Eskom objective of lowest life cycle costs is achieved by high quality proposals that have obtained higher than 70% in the past related tenders.

Table 5: Qualitative technical evaluation criteria

| | Qualitative Technical Criteria Description | Tender Returnable(s) | Sub Weighting (%) | Scoring Criteria |
|----------------|--|---------------------------------|--------------------------|--|
| 3.6.1 | Mechanical Works | Mechanical Works | 34% | |
| 3.6.1.1 | Technical deviations - The Contractor shall indicate any exclusions or deviations Matimba Power Station Ash Dump Lining Phase 0 - Conveyor Drive Upgrade Information Section | Section 3.2 - Table 2 – Item 3 | 30% | <p>COMPLIANT: Score = 5 (100%).</p> <ul style="list-style-type: none"> Meet technical requirement(s) <p>COMPLIANT WITH ASSOCIATED QUALIFICATIONS: Score = 4 (80%).</p> <ul style="list-style-type: none"> See Table 7: “Acceptable technical risk(s)” <p>NON-COMPLIANT: Score = 2 (40%).</p> <ul style="list-style-type: none"> See Table 8: “Unacceptable technical risk(s)” <p>TOTALLY DEFICIENT OR NON-RESPONSIVE: Score = 0 (0%).</p> <ul style="list-style-type: none"> No response |
| 3.6.1.2 | Method statements for installing extendable drive trains | Section 3.2 – Table 2 - Item 12 | 40% | <p>COMPLIANT: Score = 5 (100%).</p> <ul style="list-style-type: none"> All method statements submitted and technically detailed |

| | Qualitative Technical Criteria Description | Tender Returnable(s) | Sub Weighting (%) | Scoring Criteria |
|---------|--|--------------------------------|-------------------|---|
| | | | | <p>COMPLIANT WITH ASSOCIATED QUALIFICATIONS: Score = 4 (80%).</p> <ul style="list-style-type: none"> All method statements submitted and adequately technically detailed <p>NON-COMPLIANT: Score = 2 (40%).</p> <ul style="list-style-type: none"> All method statements submitted but not technically detailed <p>TOTALLY DEFICIENT OR NON-RESPONSIVE: Score = 0 (0%).</p> <ul style="list-style-type: none"> No response |
| 3.6.1.3 | Workshop | Section 3.2 – Table 2 - Item 8 | 30% | <p>COMPLIANT: Score = 5 (100%).</p> <ul style="list-style-type: none"> Outsourcing 0% to 25% of manufacturing and refurbishment – large workshop <p>COMPLIANT WITH ASSOCIATED QUALIFICATIONS: Score = 4 (80%).</p> <ul style="list-style-type: none"> Moderately detailed <p>NON-COMPLIANT: Score = 2 (40%).</p> <ul style="list-style-type: none"> Outsourcing 80% to 100% manufacturing and refurbishment – small workshop <p>TOTALLY DEFICIENT OR NON-RESPONSIVE: Score = 0 (0%).</p> <ul style="list-style-type: none"> No response |
| 3.6.2 | Electrical Works | Electrical Works | 34% | |

| | Qualitative Technical Criteria Description | Tender Returnable(s) | Sub Weighting (%) | Scoring Criteria |
|---------|---|---|-------------------|--|
| 3.6.2.1 | Tendered Motor Design Accessories <ul style="list-style-type: none"> Temperature Detectors Interface to plant Condition Monitoring Equipment, e.g., vibration sensors/capability for future installation of devices | Technical Schedule A & B <ul style="list-style-type: none"> 8.1 9.0 7.311 – 7.312 | 15% | COMPLIANT: Score = 5 (100%). <ul style="list-style-type: none"> Fully Compliant |
| | | | | COMPLIANT WITH ASSOCIATED QUALIFICATIONS: Score = 4 (80%). <ul style="list-style-type: none"> Compliant with Acceptable Risk |
| | | | | NON-COMPLIANT: Score = 2 (40%). <ul style="list-style-type: none"> Non-Compliant |
| | | | | TOTALLY DEFICIENT OR NON-RESPONSIVE: Score = 0 (0%). <ul style="list-style-type: none"> Not submitted |
| 3.6.2.2 | Tendered Motor Design Type <ul style="list-style-type: none"> Type of enclosure Cooling method Rotor type Stator winding impregnation Motor size | Technical Schedule A & B <ul style="list-style-type: none"> 7.201 7.202 7.104 7.101 7.4 | 15% | COMPLIANT: Score = 5 (100%). <ul style="list-style-type: none"> Fully Compliant |
| | | | | COMPLIANT WITH ASSOCIATED QUALIFICATIONS: Score = 4 (80%). <ul style="list-style-type: none"> Compliant with Acceptable Risk |
| | | | | NON-COMPLIANT: Score = 2 (40%). <ul style="list-style-type: none"> Non-Compliant |

| | Qualitative Technical Criteria Description | Tender Returnable(s) | Sub Weighting (%) | Scoring Criteria |
|---------|--|---|-------------------|--|
| | | | | TOTALLY DEFICIENT OR NON-RESPONSIVE: Score = 0 (0%). <ul style="list-style-type: none"> Not submitted |
| 3.6.2.3 | Tendered Motor Design Performance <ul style="list-style-type: none"> High Operating Efficiencies and Power Factor at Boiler MCR Winding temperatures Bearing | Technical Schedule A & B <ul style="list-style-type: none"> 5.206 – 5.211 6.101 – 6.102 7.301 – 7.307 | 30% | COMPLIANT: Score = 5 (100%). <ul style="list-style-type: none"> Fully Compliant |
| | | | | COMPLIANT WITH ASSOCIATED QUALIFICATIONS: Score = 4 (80%). <ul style="list-style-type: none"> Compliant with Acceptable Risk |
| | | | | NON-COMPLIANT: Score = 2 (40%). <ul style="list-style-type: none"> Non-Compliant |
| | | | | TOTALLY DEFICIENT OR NON-RESPONSIVE: Score = 0 (0%). <ul style="list-style-type: none"> Not submitted |
| 3.6.2.4 | Tendered Motor Design Capabilities <ul style="list-style-type: none"> Torque Power supply Motor curves | Technical Schedule A & B <ul style="list-style-type: none"> 5.201–5.204 2.1 – 2.3 12.201 – 12.204 | 35% | COMPLIANT: Score = 5 (100%). <ul style="list-style-type: none"> Fully Compliant |
| | | | | COMPLIANT WITH ASSOCIATED QUALIFICATIONS: Score = 4 (80%). <ul style="list-style-type: none"> Compliant with Acceptable Risk |
| | | | | NON-COMPLIANT: Score = 2 (40%). <ul style="list-style-type: none"> Non-Compliant |

| | Qualitative Technical Criteria Description | Tender Returnable(s) | Sub Weighting (%) | Scoring Criteria |
|---------|---|---|-------------------|--|
| | | | | TOTALLY DEFICIENT OR NON-RESPONSIVE: Score = 0 (0%). <ul style="list-style-type: none"> Not submitted |
| 3.6.2.5 | Tendered Motor Design Capabilities <ul style="list-style-type: none"> Delivery period Deviations Type/performance and routine tests | Technical Schedule A & B <ul style="list-style-type: none"> Tender returnable Tender returnable Eskom Standard 240-50237155, SANS IEC 60034-1 and 60034-2-1 or IEEE Std 112 | 5% | COMPLIANT: Score = 5 (100%). <ul style="list-style-type: none"> Fully Compliant |
| | | | | COMPLIANT WITH ASSOCIATED QUALIFICATIONS: Score = 4 (80%). <ul style="list-style-type: none"> Compliant with Acceptable Risk |
| | | | | NON-COMPLIANT: Score = 2 (40%). <ul style="list-style-type: none"> Non-Compliant |
| | | | | TOTALLY DEFICIENT OR NON-RESPONSIVE: Score = 0 (0%). <ul style="list-style-type: none"> Not submitted |
| 3.6.3 | General Requirements | | 32% | |
| 3.6.3.1 | Programme | The Tendered submits a detailed program for the entire works <ul style="list-style-type: none"> The programme is in line with the start and end dates as specified in the contract data | 25% | COMPLIANT: Score = 5 (100%). <ul style="list-style-type: none"> Meet technical requirement(s) AND; No foreseen technical risk(s) in meeting technical requirements. |

| | Qualitative Technical Criteria Description | Tender Returnable(s) | Sub Weighting (%) | Scoring Criteria |
|---------|---|--|-------------------|--|
| | | <p>and includes all key milestones.</p> <ul style="list-style-type: none"> The schedule shows a logical links/ sequence/ relationships that connect the various activities together. Level 3 programme in Primavera and PDF, showing activities of all the project work to be done by the contractor, and the other work covered by the contract that is been sub-contracted The programme has in it all works enabling documents submission for approving of the works by the Employer's professional team (i.e. SHEQ documents). Schedules includes long lead items durations. | | <p>COMPLIANT WITH ASSOCIATED QUALIFICATIONS: Score = 4 (80%).</p> <p>Meet technical requirement(s) with;</p> <ul style="list-style-type: none"> Acceptable technical risk(s) AND/OR; Acceptable exceptions AND/OR; Acceptable conditions. <hr/> <p>NON-COMPLIANT: Score = 2 (40%).</p> <ul style="list-style-type: none"> Does not meet technical requirement(s) AND/OR; Unacceptable technical risk(s) AND/OR; Unacceptable exceptions AND/OR; Unacceptable conditions. <hr/> <p>TOTALLY DEFICIENT OR NON-RESPONSIVE: Score = 0 (0%).</p> <ul style="list-style-type: none"> Not submitted |
| 3.6.3.2 | Organogram of the Proposed Full Time Multidisciplinary Project Team that includes each individual's name and covers all project disciplines. Proven experience in conveyers, conveyer belt drive installation and conveyer design | <p>Attach the following as proof:</p> <ol style="list-style-type: none"> Company Profile with Company record proving technical expert works undertaken and organogram depicting company resources and following: | 25% | <p>COMPLIANT: Score = 5 (100%).</p> <ul style="list-style-type: none"> Company has 4+ years' proven experience <hr/> <p>COMPLIANT WITH ASSOCIATED QUALIFICATIONS: Score = 4 (80%).</p> <ul style="list-style-type: none"> Company has 2+ years' proven experience |

| | Qualitative Technical Criteria Description | Tender Returnable(s) | Sub Weighting (%) | Scoring Criteria |
|---------|--|--|-------------------|---|
| | | 2. Contract number with SOW with defects clearance certificate for completed projects OR 3. Purchase order number with SOW with defects clearance certificate for completed projects OR 4. Completion certificate with SOW with defects clearance certificate for completed project. | | NON-COMPLIANT: Score = 2 (40%). <ul style="list-style-type: none"> Company has 1+ years' proven experience |
| | | | | TOTALLY DEFICIENT OR NON-RESPONSIVE: Score = 0 (0%). <ul style="list-style-type: none"> Not submitted |
| 3.6.3.3 | Project/site manager | Section 3.2 – Table 2 – Item 6 | 25% | COMPLIANT: Score = 5 (100%). <ul style="list-style-type: none"> 3+ years' proven managerial experience in similar scope with minimum qualifications |
| | | | | COMPLIANT WITH ASSOCIATED QUALIFICATIONS: Score = 4 (80%). <ul style="list-style-type: none"> 1+ years' proven managerial experience in similar scope with minimum qualifications |
| | | | | NON-COMPLIANT: Score = 2 (40%). <ul style="list-style-type: none"> 0 years' experience in similar scope with minimum qualifications |
| | | | | TOTALLY DEFICIENT OR NON-RESPONSIVE: Score = 0 (0%). <ul style="list-style-type: none"> Not submitted |
| 3.6.3.4 | Site supervisor | Section 3.2 – Table 2 – Item 7 | 25% | COMPLIANT: Score = 5 (100%). |

| | Qualitative Technical Criteria Description | Tender Returnable(s) | Sub Weighting (%) | Scoring Criteria |
|--|--|----------------------|-------------------|--|
| | | | | <ul style="list-style-type: none"> 3+ years' proven supervisor experience in similar scope with minimum qualifications |
| | | | | <p>COMPLIANT WITH ASSOCIATED QUALIFICATIONS: Score = 4 (80%).</p> <ul style="list-style-type: none"> 1+ years' proven supervisor experience in similar scope with minimum qualifications |
| | | | | <p>NON-COMPLIANT: Score = 2 (40%).</p> <ul style="list-style-type: none"> 0 years' experience in similar scope with minimum qualifications |
| | | | | <p>TOTALLY DEFICIENT OR NON-RESPONSIVE: Score = 0 (0%).</p> <ul style="list-style-type: none"> Not submitted |
| | | | TOTAL: 100 | |

3.7 TET MEMBER RESPONSIBILITIES

Table 6: TET Responsibilities

| Mandatory Criteria Number | TET 1 | TET 2 | TET 3 | TET 4 | TET 5 |
|---------------------------|-------|-------|-------|-------|-------|
| 1 | X | | | | |

| | | | | | |
|--|--------------|--------------|--------------|--------------|---|
| 2 | X | | | X | |
| 3 | | X | X | | X |
| 4 | | X | X | | X |
| 5 | | X | X | | X |
| 6 | X | | | | |
| Qualitative Criteria Number | TET 1 | TET 2 | TET 3 | TET 4 | |
| 3.6.1.1 | X | | | | |
| 3.6.1.2 | X | | | | |
| 3.6.1.3 | X | | | | |
| 3.6.2.1 | | X | X | | X |
| 3.6.2.2 | | X | X | | X |
| 3.6.2.3 | | X | X | | X |
| 3.6.2.4 | | X | X | | X |
| 3.6.3.1 | X | X | X | X | X |
| 3.6.3.2 | X | X | X | X | X |
| 3.6.3.3 | X | X | X | X | X |
| 3.6.2.4 | X | X | X | X | X |

3.8 FORESEEN ACCEPTABLE / UNACCEPTABLE QUALIFICATIONS

3.8.1 Risks

Table 7: Acceptable Technical Risks

| Risk | Description |
|------|--|
| 1. | Value Engineering proposals highlighting the benefits of the proposal to the project in terms of cost, time and/or quality. The submission of alternatives is subject to the <i>Tenderer</i> submitting the main options. The changes align to <i>Client</i> objectives. |
| 2. | Non-substantive changes that add value in terms of cost, time and/or quality. |
| 3. | Technical deviations add value and improve end-product quality. Risk mitigations are reasonable. |

Table 8: Unacceptable technical risks

| Risk | Description |
|------|---|
| 1. | Contractor does not supply/supplies incorrect motors and gearbox |
| 2. | No project proposed plan/schedule |
| 3. | Contractor does not own a workshop/have access to a manufacturing facility and has not declared how much of the manufacturing will be outsourced or who their supplier is |
| 4. | Contractor does not provide all requested method statements/supplies incorrect method statements |

3.8.2 Exceptions / Conditions

Table 9: Acceptable Technical Exceptions / Conditions

| Risk | Description |
|------|---|
| 1. | There are minor inconsistencies between timing, project deliverables and the proposed methodologies, which are deemed not to result in project delays once addressed. |


| | |
|----|---|
| 2. | Deviations with technical qualifications that align to <i>Client</i> objectives. Rational for deviations add value. |
|----|---|

Table 10: Unacceptable Technical Exceptions / Conditions

| Risk | Description |
|------|---|
| 1. | Contractor does not supply/supplies incorrect motors and gearbox |
| 2. | No project proposed plan/schedule |
| 3. | Contractor does not own a workshop |
| 4. | Contractor does not own a workshop/have access to a manufacturing facility and has not declared how much of the manufacturing will be outsourced or who their supplier is |
| 5. | Contractor does not provide all requested method statements/supplies incorrect method statements |

4. AUTHORISATION

This document has been seen and accepted by:

| Name | Designation | Signature |
|--------------------|------------------------------|---|
| Shandukani Manena | Engineer Prof Engineering |  |
| Boleo Lesejane | Senior Technician Electrical | |
| Rene Davel | System Engineer | |
| Wandile Mjuqu | System Engineer | |
| Gudani Raphalalani | System Engineer | |

5. REVISIONS

| Date | Rev. | Compiler | Remarks |
|------------------|------|-------------------|---|
| 16 February 2023 | 0 | Shandukani Manena | First draft Issued for Review by Stakeholders |
| 2 September 2024 | 1 | Shandukani Manena | Second draft which includes electrical TET with table 5 revised |
| 20 May 2025 | 2 | Shandukani Manena | There we changes to the SOW that needed the TET to be changed |

6. DEVELOPMENT TEAM

The following people were involved in the development of this document:

- Shandukani Manena
- Eugene Venter
- Boleo Lesejane

7. ACKNOWLEDGEMENTS

N/A.

CONTROLLED DISCLOSURE