



BID NOTICE

STELLENBOSCH MUNICIPALITY HEREBY INVITES YOU TO TENDER FOR B/SM 104/26 SUPPLY, DELIVERY, INSTALLATION AND REPAIR OF STEEL PLAY PARK EQUIPMENT AND STEEL STREET FURNITURE FOR STELLENBOSCH MUNICIPALITY(WC024) FOR A PERIOD ENDING 30 JUNE 2029

TENDER NUMBER: **B/SM 104/26**
DESCRIPTION: **SUPPLY, DELIVERY, INSTALLATION AND REPAIR OF STEEL PLAY PARK EQUIPMENT AND STEEL STREET FURNITURE FOR STELLENBOSCH MUNICIPALITY(WC024) FOR A PERIOD ENDING 30 JUNE 2029**
CLOSING DATE: **18 May 2026**
CLOSING TIME: 12h00: Bids will be opened in the **Council Chambers or Supply Chain Management Boardroom.**

CIDB: The following CIDB class of construction works will be applicable to the Tender, in accordance with the sum tendered or value determined in accordance with regulation 25(7A) of the Construction Industry Development Regulations, 2004 (as amended) – As at 23 May 2019 - **Class of Construction Works: 1CE or higher;**

INFORMATION:

Tender Specifications: Nazeema Mohamed at 021 8088235: e-mail: Nazeema.Mohamed@stellenbosch.gov.za

SCM Requirements: Jeanette Williams at 021 8088524: e-mail: Jeanette.Williams@stellenbosch.gov.za

Office hours for collection: **08h00-15h30**

Tenders may only be submitted on the Tender document issued by Stellenbosch Municipality and must be valid for **180 days** after tender closing. Late, electronic format, telephonic or faxed Tenders will not be considered and Stellenbosch Municipality does not bind itself to accept the lowest bid or any of the tenders that has been submitted.

Sealed Tenders, with “**B/SM 104/26 SUPPLY, DELIVERY, INSTALLATION AND REPAIR OF STEEL PLAY PARK EQUIPMENT AND STEEL STREET FURNITURE FOR STELLENBOSCH MUNICIPALITY(WC024) FOR A PERIOD ENDING 30 JUNE 2029**”, clearly endorsed on the envelope, must be deposited in the Tender box at the offices of the Stellenbosch Municipality, Town House Complex (Main Building between Town Hall and Municipal Library), Plein Street, Stellenbosch. The Tender box is accessible 24 hours a day and Tenders must be accompanied by the completed Tender documents. Tenders not accompanied by a complete Tender document, will not be considered.

NOTE: This tender will be evaluated in terms of the General Conditions of Contract (GCC or CIDB) , Supply Chain Management Policy and relevant specification as depicted in the document and also the Stellenbosch Preferential Procurement Policy effective from 16 January 2023 in accordance with the Preferential Procurement Regulations that was promulgated by the Minister of Finance on 04 November 2022 in Government Gazette No 47452.

The preferential points system applied is as follows:80/20 in terms of the approved policy.

Price	80
B-BBEE status level of contribution	20
Total points for Price & B-BBEE	100

The following conditions to Tender exist (failure to comply may result in your Tender being disqualified):

1. This Tender is subject to the general conditions of contract (GCC & CIDB) and special conditions for Tendering.
2. Relevant terms of reference.
3. Tenderers must be registered on the Central supplier database (CSD) if they wish to conduct business with the municipality.
4. No award will be made to tenderers whose tax status is non-compliant.
5. Tenders submitted must be in a sealed envelope clearly marked with the Tender number, placed in the tender box before closing time. Failure will result in the tender being invalid.

*Tender documents, in English, are available free of charge on the website: www.stellenbosch.gov.za. Alternatively, hard copies of the document are obtainable from the offices of the Supply Chain Management Unit, Stellenbosch Municipality, Town House Complex, 1st Floor, Plein Street, Stellenbosch, upon payment of a non-refundable fee of **R 845.00 per document.***

Note: The municipality will never contact you to pay money in exchange for the award of a tender.

G Mettler (Ms)
MUNICIPAL MANAGER



TENDER KENNISGEWING

STELLENBOSCH MUNISIPALITEIT NOOI U VIR DIE VOLGENDE TENDER: B/SM 104/26 VOORSIENING, AFLEWERING, INSTALLASIE EN HERSTEL VAN STAAL SPEELPARK TOERUSTING EN STAAL STRAATMEUBELS VIR STELLENBOSCH MUNISIPALITEIT (WC024) VIR 'N TYDPERK EINDIG 30 JUNIE 2029

TENDER NOMMER: **B/SM 104/26**
BESKRYWING: **VOORSIENING, AFLEWERING, INSTALLASIE EN HERSTEL VAN STAAL SPEELPARK TOERUSTING EN STAAL STRAATMEUBELS VIR STELLENBOSCH MUNISIPALITEIT (WC024) VIR 'N TYDPERK EINDIG 30 JUNIE 2029**
SLUITINGSdatum: **18 Mei 2026**
TYD VAN SLUITING: **12h00.** Tenders sal oopgemaak word in die **Raadsaal** of in die **Voorsieningskanaalbestuurs Raadsaal.**

KIOR: Die volgende KIOR klas vir konstruksiewerk, in ooreenstemming met die totale bedrag getender of waarde bepaal in ooreenstemming met regulasie 25 (7A) van die Konstruksie-industrie Ontwikkelingsraad, Regulasies, 2004 (soos gewysig) op 23 Mei 2019, sal op die bod van toepassing wees. Tendersaars moet 'n **geskatte KIOR kontrakgradering** van ten minste **1CE of hoër** hê

NAVRAE:

Tender spesifikasies: Nazeema Mohamed by 021 8088235: e-pos: Nazeema.Mohamed@stellenbosch.gov.za
Vkb vereistes: Jeanette Williams by 021 8088524: e-pos: Jeanette.Williams@stellenbosch.gov.za
Kantoor Ure: 08h00-15h30

Tenders mag slegs ingedien word op die tenderdokumentasie verskaf deur Stellenbosch Munisipaliteit en moet geldig wees vir **180 dae** na die sluitingsdatum. Laat, elektroniese formaat of gefakse tenders sal nie aanvaar word nie en Stellenbosch Munisipaliteit is nie verplig om die laagste of enige tender wat ingedien word te aanvaar nie.

Verseëde tenders duidelik gemerk: **“BSM 104/26 VOORSIENING, AFLEWERING, INSTALLASIE EN HERSTEL VAN STAAL SPEELPARK TOERUSTING EN STAAL STRAATMEUBELS VIR STELLENBOSCH MUNISIPALITEIT (WC024) VIR 'N TYDPERK EINDIG 30 JUNIE 2029”**, op die koevert, moet geplaas word in tenderbus buite die kantore van Stellenbosch Munisipaliteit, Meenthuis Kompleks, (Hoofgebou tussen Stadsaal en Munisipale Biblioteek), Stellenbosch. Die tenderbus is 24 uur per dag beskikbaar en tenders moet vergesel word met die voltooid stel tenderdokumente. Tendersaanbiedinge wat nie deur die volledige tenderdokument vergesel word nie, sal nie oorweeg word nie.

LET WEL: Hierdie tender sal geëvalueer word ingevolge die Algemene Kontrakvoorwaardes (GCC en KIOR, Voorsieningskanaal Bestuursbeleid and relevante spesifikasies, soos vervat in die tender dokument asook die Stellenbosch Voorkeurverkrygingsbeleid effektief vanaf 16 Januarie 2023 in samewerking met die Voorkeurverkrygingsregulasies wat op 04 November 2022 deur die Minister van Finansies in Staatskoerant No 47452 afgekondig is.

Die voorkeerpunte stelsel is soos volg gebaseer: 80/20 in terme van die goedgekeurde beleid:

Prys	80
BBSEB status	<u>20</u>
Totale punte vir prys en B-BSEB	100

Die volgende voorwaardes vir Tender soos volg: (versuim om te voldoen, kan veroorsaak dat u Tender gediskwalifiseer word):

1. Hierdie tender is onderworpe aan die algemene kontrakvoorwaardes (GCC) , KIOR en spesiale voorwaardes vir die tender;
2. Toepaslike opdrag
3. Tendersaars moet geregistreer wees op Sentrale verskaffersdatabasis (SVD) as hulle met die munisipaliteit sake wil doen
4. Geen toekenning sal gemaak word aan diensverskaffers wie se Belasting status ongeldig is.
5. Die tender wat ingedien moet word, moet in 'n verseëde koevert wees wat duidelik gemerk is met die Tendernommer, wat in die tenderbus voor sluitingstyd geplaas word. Versuim sal tot gevolg hê dat die tender ongeldig is.

*Tenderdokumente, in Engels, is verkrygbaar by die kantoor van die Voorsieningskanaalbestuurseenheid, Stellenbosch Munisipaliteit, Meenthuis Kompleks, 1ste Vloer, Pleinstraat, Stellenbosch na betaling van 'n nie-terugbetaalde tenderdeelnamefooi van **R 845.00 per dokument**. Alternatiewelik mag die dokument gratis afgelaai word vanaf die webblad www.stellenbosch.gov.za.*

Let wel: Die munisipaliteit sal jou nooit kontak om geld te betaal in ruil vir die toekenning van 'n tender nie.

G Mettler (Me)
MUNISIPALE BESTUURDER



STELLENBOSCH

STELLENBOSCH • PNIEL • FRANSCHHOEK

MUNISIPALITEIT • UMASIPALA • MUNICIPALITY

V8 – 13/01/2025

TENDER NO.: B/SM 104/26

**SUPPLY, DELIVERY, INSTALLATION AND REPAIR OF STEEL PLAY PARK
EQUIPMENT AND STEEL STREET FURNITURE FOR STELLENBOSCH
MUNICIPALITY(WC024) FOR A PERIOD ENDING 30 JUNE 2029**

PROCUREMENT DOCUMENT

NAME OF TENDERER:		
Total Bid Price (Inclusive of VAT) (refer to page 114):	RATES BASED TENDER	
BBBEE LEVEL		
CLAIM POINTS FOR	LOCALITY	N/A

DATE: April 2026

PREPARED AND ISSUED BY:

Directorate: Finance:
Supply Chain Management Unit
Stellenbosch Municipality,
PO Box 17, Stellenbosch, 7599

**CONTACT FOR ENQUIRIES
REGARDING SPECIFICATIONS:**

**Nazeema Mohamed
Manager: Parks and
Cemeteries**

Tel. Number: **021 8088235**



1. TENDER NOTICE & INVITATION TO TENDER

BID NOTICE

STELLENBOSCH MUNICIPALITY HEREBY INVITES YOU TO TENDER FOR B/SM 104/26 SUPPLY, DELIVERY, INSTALLATION AND REPAIR OF STEEL PLAY PARK EQUIPMENT AND STEEL STREET FURNITURE FOR STELLENBOSCH MUNICIPALITY(WC024) FOR A PERIOD ENDING 30 JUNE 2029

TENDER NUMBER: **B/SM 104/26**
DESCRIPTION: **SUPPLY, DELIVERY, INSTALLATION AND REPAIR OF STEEL PLAY PARK EQUIPMENT AND STEEL STREET FURNITURE FOR STELLENBOSCH MUNICIPALITY(WC024) FOR A PERIOD ENDING 30 JUNE 2029**
CLOSING DATE: **18 May 2026**
CLOSING TIME: **12h00: Bids will be opened in the Council Chambers or Supply Chain Management Boardroom.**

CIDB: The following CIDB class of construction works will be applicable to the Tender, in accordance with the sum tendered or value determined in accordance with regulation 25(7A) of the Construction Industry Development Regulations, 2004 (as amended) – As at 23 May 2019 - **Class of Construction Works: 1CE or higher;**

INFORMATION:

Tender Specifications: Nazeema Mohamed at 021 8088235: e-mail: Nazeema.Mohamed@stellenbosch.gov.za

SCM Requirements: Jeanette Williams at 021 8088524: e-mail: Jeanette.Williams@stellenbosch.gov.za

Office hours for collection: **08h00-15h30**

Tenders may only be submitted on the Tender document issued by Stellenbosch Municipality and must be valid for **180 days** after tender closing. Late, electronic format, telephonic or faxed Tenders will not be considered and Stellenbosch Municipality does not bind itself to accept the lowest bid or any of the tenders that has been submitted.

Sealed Tenders, with “**B/SM 104/26 SUPPLY, DELIVERY, INSTALLATION AND REPAIR OF STEEL PLAY PARK EQUIPMENT AND STEEL STREET FURNITURE FOR STELLENBOSCH MUNICIPALITY(WC024) FOR A PERIOD ENDING 30 JUNE 2029**”, clearly endorsed on the envelope, must be deposited in the Tender box at the offices of the Stellenbosch Municipality, Town House Complex (Main Building between Town Hall and Municipal Library), Plein Street, Stellenbosch. The Tender box is accessible 24 hours a day and Tenders must be accompanied by the completed Tender documents. Tenders not accompanied by a complete Tender document, will not be considered.

NOTE: This tender will be evaluated in terms of the General Conditions of Contract (GCC or CIDB) , Supply Chain Management Policy and relevant specification as depicted in the document and also the Stellenbosch Preferential Procurement Policy effective from 16 January 2023 in accordance with the Preferential Procurement Regulations that was promulgated by the Minister of Finance on 04 November 2022 in Government Gazette No 47452.

The preferential points system applied is as follows:80/20 in terms of the approved policy.

Price	80
B-BBEE status level of contribution	20
Total points for Price & B-BBEE	100

The following conditions to Tender exist (failure to comply may result in your Tender being disqualified):

1. This Tender is subject to the general conditions of contract (GCC & CIDB) and special conditions for Tendering.
2. Relevant terms of reference.
3. Tenderers must be registered on the Central supplier database (CSD) if they wish to conduct business with the municipality.
4. No award will be made to tenderers whose tax status is non-compliant.
5. Tenders submitted must be in a sealed envelope clearly marked with the Tender number, placed in the tender box before closing time. Failure will result in the tender being invalid.



STELLENBOSCH

STELLENBOSCH • PNIEL • FRANSCHHOEK

MUNISIPALITEIT • UMASIPALA • MUNICIPALITY

Tender documents, in English, are available free of charge on the website: www.stellenbosch.gov.za. Alternatively, hard copies of the document are obtainable from the offices of the Supply Chain Management Unit, Stellenbosch Municipality, Town House Complex, 1st Floor, Plein Street, Stellenbosch, upon payment of a non-refundable fee of R 845.00 per document.

Note: The municipality will never contact you to pay money in exchange for the award of a tender.

G Mettler (Ms)
MUNICIPAL MANAGER



TENDER KENNISGEWING

STELLENBOSCH MUNISIPALITEIT NOOI U VIR DIE VOLGENDE TENDER: B/SM 104/26 VOORSIENING, AFLEWERING, INSTALLASIE EN HERSTEL VAN STAAL SPEELPARK TOERUSTING EN STAAL STRAATMEUBELS VIR STELLENBOSCH MUNISIPALITEIT (WC024) VIR 'N TYDPERK EINDIG 30 JUNIE 2029

TENDER NOMMER: B/SM 104/26
BESKRYWING: VOORSIENING, AFLEWERING, INSTALLASIE EN HERSTEL VAN STAAL SPEELPARK TOERUSTING EN STAAL STRAATMEUBELS VIR STELLENBOSCH MUNISIPALITEIT (WC024) VIR 'N TYDPERK EINDIG 30 JUNIE 2029

SLUITINGSDATUM: 18 Mei 2026
TYD VAN SLUITING: 12h00. Tenders sal opgemaak word in die **Raadsaal** of in die **Voorsieningskanaalbestuurs Raadsaal**.

KIOR: Die volgende KIOR klas vir konstruksiewerk, in ooreenstemming met die totale bedrag getender of waarde bepaal in ooreenstemming met regulasie 25 (7A) van die Konstruksie-industrie Ontwikkelingsraad, Regulasies, 2004 (soos gewysig) op 23 Mei 2019, sal op die bod van toepassing wees. Tendersaars moet 'n **geskatte KIOR kontrakgradering** van ten minste **1CE of hoër** hê

NAVRAE:

Tender spesifikasies: Nazeema Mohamed by 021 8088235: e-pos: Nazeema.Mohamed@stellenbosch.gov.za

Vkb vereistes: Jeanette Williams by 021 8088524: e-pos: Jeanette.Williams@stellenbosch.gov.za

Kantoor Ure: 08h00-15h30

Tenders mag slegs ingedien word op die tenderdokumentasie verskaf deur Stellenbosch Munisipaliteit en moet geldig wees vir **180 dae** na die sluitingsdatum. Laat, elektroniese formaat of gefakse tenders sal nie aanvaar word nie en Stellenbosch Munisipaliteit is nie verplig om die laagste of enige tender wat ingedien word te aanvaar nie.

Verseëelde tenders duidelik gemerk: **“BSM 104/26 VOORSIENING, AFLEWERING, INSTALLASIE EN HERSTEL VAN STAAL SPEELPARK TOERUSTING EN STAAL STRAATMEUBELS VIR STELLENBOSCH MUNISIPALITEIT (WC024) VIR 'N TYDPERK EINDIG 30 JUNIE 2029”**, op die koevert, moet geplaas word in tenderbus buite die kantore van Stellenbosch Munisipaliteit, Meenthuis Kompleks, (Hoofgebou tussen Stadsaal en Munisipale Biblioteek), Stellenbosch. Die tenderbus is 24 uur per dag beskikbaar en tenders moet vergesel word met die voltooide stel tenderdokumente. Tendersaanbiedinge wat nie deur die volledige tenderdokument vergesel word nie, sal nie oorweeg word nie.

LET WEL: Hierdie tender sal geëvalueer word ingevolge die Algemene Kontrakvoorwaardes (GCC en KIOR, Voorsieningskanaal Bestuursbeleid and relevante spesifikasies, soos vervat in die tender dokument asook die Stellenbosch Voorkeurverkrygingsbeleid **effektief vanaf 16 Januarie 2023 in samewerking met die Voorkeurverkrygingsregulasies wat op 04 November 2022 deur die Minister van Finansies in Staatskoerant No 47452 afgekondig is.**

Die voorkeerpunte stelsel is soos volg gebaseer: 80/20 in terme van die goedgekeurde beleid:

Prys	80
BBSEB status	20
Totale punte vir prys en B-BSEB	100

Die volgende voorwaardes vir Tender soos volg: (versuim om te voldoen, kan veroorsaak dat u Tender gediskwalifiseer word):

1. Hierdie tender is onderworpe aan die algemene kontrakvoorwaardes (GCC), KIOR en spesiale voorwaardes vir die tender;
2. Toepaslike opdrag
3. Tendersaars moet geregistreer wees op Sentrale verskaffersdatabasis (SVD) as hulle met die munisipaliteit sake wil doen
4. Geen toekenning sal gemaak word aan diensverskaffers wie se Belasting status ongeldig is.
5. Die tender wat ingedien moet word, moet in 'n verseëelde koevert wees wat duidelik gemerk is met die Tendonummer, wat in die tenderbus voor sluitingstyd geplaas word. Versuim sal tot gevolg hê dat die tender ongeldig is.



STELLENBOSCH

STELLENBOSCH • PNIEL • FRANSCHHOEK

MUNISIPALITEIT • UMASIPALA • MUNICIPALITY

*Tenderdokumente, in Engels, is verkrygbaar by die kantoor van die Voorsieningskanaalbestuurseenheid, Stellenbosch Munisipaliteit, Meenthuis Kompleks, 1ste Vloer, Pleinstraat, Stellenbosch na betaling van 'n nie-terugbetaalde tenderdeelnemefooi van **R 845.00 per dokument**. Alternatiewelik mag die dokument gratis afgelaai word vanaf die webblad www.stellenbosch.gov.za.*

Let wel: Die munisipaliteit sal jou nooit kontak om geld te betaal in ruil vir die toekenning van 'n tender nie.

G Mettler (Me)

MUNISIPALE BESTUURDER



STELLENBOSCH

STELLENBOSCH • PNIEL • FRANSCHHOEK

MUNISIPALITEIT • UMASIPALA • MUNICIPALITY

PART A INVITATION TO BID

YOU ARE HEREBY INVITED TO BID FOR REQUIREMENTS OF THE (NAME OF MUNICIPALITY/ MUNICIPAL ENTITY)					
BID NUMBER:	BSM 104/26	CLOSING DATE:	18 May 2026	CLOSING TIME:	12:00
DESCRIPTION	SUPPLY, DELIVERY, INSTALLATION AND REPAIR OF STEEL PLAY PARK EQUIPMENT AND STEEL STREET FURNITURE FOR STELLENBOSCH MUNICIPALITY(WC024) FOR A PERIOD ENDING 30 JUNE 2029				
THE SUCCESSFUL BIDDER WILL BE REQUIRED TO FILL IN AND SIGN A WRITTEN CONTRACT FORM (MBD7).					

BID RESPONSE DOCUMENTS MUST BE DEPOSITED IN THE BID BOX SITUATED AT **STELLENBOSCH MUNICIPALITY, TOWN HOUSE COMPLEX(MAIN BUILDING BETWEEN TOWN HALL AND MUNICIPAL LIBRARY), PLEIN STREET, STELLENBOSCH**

SUPPLIER INFORMATION					
NAME OF BIDDER					
POSTAL ADDRESS					
STREET ADDRESS					
TELEPHONE NUMBER	CODE		NUMBER		
CELLPHONE NUMBER					
E-MAIL ADDRESS					
VAT REGISTRATION NUMBER					
TAX COMPLIANCE STATUS	TCS PIN:		OR	CSD No:	
B-BBEE STATUS LEVEL VERIFICATION CERTIFICATE [TICK APPLICABLE BOX]	<input type="checkbox"/> Yes <input type="checkbox"/> No		B-BBEE STATUS LEVEL SWORN AFFIDAVIT	<input type="checkbox"/> Yes <input type="checkbox"/> No	
[A B-BBEE STATUS LEVEL VERIFICATION CERTIFICATE/ SWORN AFFIDAVIT (FOR EMES & QSEs) MUST BE SUBMITTED IN ORDER TO QUALIFY FOR PREFERENCE POINTS FOR B-BBEE]					
1. ARE YOU THE ACCREDITED REPRESENTATIVE IN SOUTH AFRICA FOR THE GOODS /SERVICES /WORKS OFFERED?	<input type="checkbox"/> Yes <input type="checkbox"/> No [IF YES ENCLOSE PROOF]		2. ARE YOU A FOREIGN BASED SUPPLIER FOR THE GOODS /SERVICES /WORKS OFFERED?	<input type="checkbox"/> Yes <input type="checkbox"/> No [IF YES, ANSWER PART B:3]	
3. TOTAL NUMBER OF ITEMS OFFERED			4. TOTAL BID PRICE		RATES BASED TENDER
5. SIGNATURE OF BIDDER		6. DATE		
7. NAME AND SURNAME OF RESPONSIBLE PERSON					
8. CAPACITY UNDER WHICH THIS BID IS SIGNED					
BIDDING PROCEDURE ENQUIRIES MAY BE DIRECTED TO:			TECHNICAL INFORMATION MAY BE DIRECTED TO:		
DEPARTMENT	FINANCE (SCM)		CONTACT PERSON	Nazeema Mohamed	
CONTACT PERSON	Jeanette Williams		TELEPHONE NUMBER	021 8088235	
TELEPHONE NUMBER	021 808 8524		E-MAIL ADDRESS	Nazeema.Mohamed@stellenbosch.gov.za	
E-MAIL ADDRESS	Jeanette.Williams@stellenbosch.gov.za				



**PART B
TERMS AND CONDITIONS FOR BIDDING**

1. BID SUBMISSION:	
1.1. BIDS MUST BE DELIVERED BY THE STIPULATED TIME TO THE CORRECT ADDRESS. LATE BIDS WILL NOT BE ACCEPTED FOR CONSIDERATION.	
1.2. ALL BIDS MUST BE SUBMITTED ON THE OFFICIAL FORMS PROVIDED–(NOT TO BE RE-TYPED) OR SUBMITTED ONLINE	
1.3. THIS BID IS SUBJECT TO THE PREFERENTIAL PROCUREMENT POLICY FRAMEWORK ACT AND THE PREFERENTIAL PROCUREMENT REGULATIONS, 16 January 2023, THE STELLENBOSCH SUPPLY CHAIN MANAGEMENT POLICY, THE GENERAL CONDITIONS OF CONTRACT (GCC, JBCC, FIDIC OR CIDB) AND, IF APPLICABLE, ANY OTHER SPECIAL CONDITIONS OF CONTRACT.	
2. TAX COMPLIANCE REQUIREMENTS	
2.1 BIDDERS MUST ENSURE COMPLIANCE WITH THEIR TAX OBLIGATIONS.	
2.2 BIDDERS ARE REQUIRED TO SUBMIT THEIR UNIQUE PERSONAL IDENTIFICATION NUMBER (PIN) ISSUED BY SARS TO ENABLE THE ORGAN OF STATE TO VIEW THE TAXPAYER’S PROFILE AND TAX STATUS.	
2.3 APPLICATION FOR THE TAX COMPLIANCE STATUS (TCS) CERTIFICATE OR PIN MAY ALSO BE MADE VIA E-FILING. IN ORDER TO USE THIS PROVISION, TAXPAYERS WILL NEED TO REGISTER WITH SARS AS E-FILERS THROUGH THE WEBSITE WWW.SARS.GOV.ZA.	
2.4 FOREIGN SUPPLIERS MUST COMPLETE THE PRE-AWARD QUESTIONNAIRE IN PART B:3.	
2.5 BIDDERS MAY ALSO SUBMIT A PRINTED TCS CERTIFICATE TOGETHER WITH THE BID.	
2.6 IN BIDS WHERE CONSORTIA / JOINT VENTURES / SUB-CONTRACTORS ARE INVOLVED, EACH PARTY MUST SUBMIT A SEPARATE TCS CERTIFICATE / PIN / CSD NUMBER.	
2.7 WHERE NO TCS IS AVAILABLE BUT THE BIDDER IS REGISTERED ON THE CENTRAL SUPPLIER DATABASE (CSD), A CSD NUMBER MUST BE PROVIDED.	
3. QUESTIONNAIRE TO BIDDING FOREIGN SUPPLIERS	
3.1. IS THE ENTITY A RESIDENT OF THE REPUBLIC OF SOUTH AFRICA (RSA)?	<input type="checkbox"/> YES <input type="checkbox"/> NO
3.2. DOES THE ENTITY HAVE A BRANCH IN THE RSA?	<input type="checkbox"/> YES <input type="checkbox"/> NO
3.3. DOES THE ENTITY HAVE A PERMANENT ESTABLISHMENT IN THE RSA?	<input type="checkbox"/> YES <input type="checkbox"/> NO
3.4. DOES THE ENTITY HAVE ANY SOURCE OF INCOME IN THE RSA?	<input type="checkbox"/> YES <input type="checkbox"/> NO
3.5. IS THE ENTITY LIABLE IN THE RSA FOR ANY FORM OF TAXATION?	<input type="checkbox"/> YES <input type="checkbox"/> NO
IF THE ANSWER IS “NO” TO ALL OF THE ABOVE, THEN IT IS NOT A REQUIREMENT TO REGISTER FOR A TAX COMPLIANCE STATUS SYSTEM PIN CODE FROM THE SOUTH AFRICAN REVENUE SERVICE (SARS) AND IF NOT REGISTER AS PER 2.3 ABOVE.	

**NB: FAILURE TO PROVIDE ANY OF THE ABOVE PARTICULARS MAY RENDER THE BID INVALID.
NO BIDS WILL BE CONSIDERED FROM PERSONS IN THE SERVICE OF THE STATE.**

SIGNATURE OF BIDDER:

.....

CAPACITY UNDER WHICH THIS BID IS SIGNED:

.....

NAME AND SURNAME

.....

DATE

.....



CONTENTS

	PAGE NUMBER
1. TENDER NOTICE & INVITATION TO TENDER.....	2
TENDER KENNISGEWING	4
PART A – ADMINISTRATIVE REQUIREMENTS IN TERMS OF THE SUPPLY CHAIN MANAGEMENT POLICY	10
2. CHECKLIST	11
3. AUTHORITY TO SIGN A BID.....	12
4. CERTIFICATE OF AUTHORITY FOR JOINT VENTURES.....	14
5. STANDARD CONDITIONS OF TENDER (CIDB).....	15
6. GENERAL CONDITIONS OF CONTRACT – GOVERNMENT PROCUREMENT	29
7. GENERAL CONDITIONS OF TENDER	38
8. MBD 4 – DECLARATION OF INTEREST	40
9. MBD6.1 – PREFERENCE POINTS CLAIM FORM IN TERMS OF THE PREFERENTIAL PROCUREMENT REGULATIONS 2023 – PURCHASES/SERVICES 80/20	43
10. MBD 8 – DECLARATION OF BIDDER’S PAST SUPPLY CHAIN MANAGEMENT PRACTICES.....	53
11. MBD 9 – CERTIFICATE OF INDEPENDENT BID DETERMINATION.....	55
12. MBD 10 – CERTIFICATE FOR PAYMENT OF MUNICIPAL SERVICES.....	57
13. COMPENSATION FOR OCCUPATIONAL INJURIES AND DISEASES ACT, 1993 (ACT 130 OF 1993).....	58
14. FORM OF INDEMNITY	59
PART B – SPECIFICATIONS AND PRICING SCHEDULE.....	60
15. SPECIFICATIONS	61
16. PRE-QUALIFICATION SCORE SHEET.....	105
17. SCHEDULE OF PLANT AND EQUIPMENT.....	107
18. SCHEDULE OF SUBCONTRACTORS.....	108
19. SCHEDULE OF WORK EXPERIENCE OF THE TENDERER – CURRENT CONTRACTS.....	109
20. SCHEDULE OF WORK EXPERIENCE OF THE TENDERER – COMPLETED CONTRACTS.....	110
21. CERTIFICATE OF REGISTRATION WITH CIDB	111



STELLENBOSCH

STELLENBOSCH • PNIEL • FRANSCHHOEK

MUNISIPALITEIT • UMASIPALA • MUNICIPALITY

22.	FORM OF OFFER AND ACCEPTANCE.....	112
23.	PRICING SCHEDULE.....	114
24.	DECLARATION BY TENDERER	169



PART A – ADMINISTRATIVE REQUIREMENTS IN TERMS OF THE SUPPLY CHAIN MANAGEMENT POLICY



2. CHECKLIST

PLEASE ENSURE THAT THE FOLLOWING FORMS HAVE BEEN DULY COMPLETED AND SIGNED AND THAT ALL DOCUMENTS AS REQUESTED, ARE ATTACHED TO THE TENDER DOCUMENT:

Authority to Sign a Bid - Is the form duly completed and is a certified copy of the resolution attached?	Yes		No	
MBD 4 (Declaration of Interest) - Is the form duly completed and signed?	Yes		No	
MBD 6.1 (Preference Points claim form for purchases/services) - Is the form duly completed and signed? Is a copy of the B-BBEE Certificate issued by a Verification Agency accredited by SANAS or the original Sworn Affidavit attached? (NB! BBBEE CERTIFICATES CAN BE VERIFIED WITH THE VERIFICATION AGENCY BUT A SWORN AFFIDAVIT MUST BE AN ORIGINAL AND NOT A COPY TO BE ELIGIBLE FOR BBBEE POINTS)	Yes		No	
MBD 8 (Declaration of Past Supply Chain Practices) - Is the form duly completed and signed?	Yes		No	
MBD 9 (Certificate of Independent Bid Determination) - Is the form duly completed and signed?	Yes		No	
MBD 10 (Certificate of Payment of Municipal Accounts) - Is the form duly completed and signed? Are the Identity numbers, residential addresses and municipal account numbers of ALL members, partners, directors, etc. provided on the form as requested? (NB! MUNICIPAL ACCOUNTS WILL BE VERIFIED AND USED AS BASIS FOR PREFERENCE POINTS SCORING IN TERMS OF THE STELLENBOSCH PREFERENTIAL PROCUREMENT POLICY. THE BUSINESS ADDRESS, LEASE AGREEMENT OR SWORN AFFADAVIT WILL BE THE BASIS FOR AWARDDING POINTS FOR LOCALITY)	Yes		No	
OHSA (Occupational Health and Safety) - Is the form duly completed and signed? Is a valid Letter of Good Standing from the Compensation Commissioner attached?	Yes		No	
Form of Indemnity - Is the form duly completed and signed?	Yes		No	
Pricing Schedule - Is the form duly completed and signed?	Yes		No	
Form of Offer - Is the form duly completed and signed? (If applicable)	Yes		No	
Declaration by Tenderer - Is the form duly completed and signed?	Yes		No	



3. AUTHORITY TO SIGN A BID

1. SOLE PROPRIETOR (SINGLE OWNER BUSINESS) AND NATURAL PERSON

1.1. I, _____, the undersigned, hereby confirm that I am the sole owner of the business trading as _____.

OR

1.2. I, _____, the undersigned, hereby confirm that I am submitting this tender in my capacity as natural person.

SIGNATURE:		DATE:	
PRINT NAME:			
WITNESS 1:		WITNESS 2:	

OR

2. COMPANIES AND/OR CLOSE CORPORATIONS

- 2.1. **If a Bidder is a COMPANY, a certified copy of the resolution by the board of directors**, duly signed, authorising the person who signs this bid to do so, as well as to sign any contract resulting from this bid and any other documents and correspondence in connection with this bid and/or contract on behalf of the company **must be submitted with this bid**, that is, before the closing time and date of the bid
- 2.2. In the case of a **CLOSE CORPORATION (CC)** submitting a bid, **a resolution by its members**, authorizing a member or other official of the corporation to sign the documents on their behalf, **shall be included with the bid**.

PARTICULARS OF RESOLUTION BY BOARD OF DIRECTORS OF THE COMPANY/MEMBERS OF THE CC

Date Resolution was taken			
Resolution signed by (name and surname)			
Capacity			
Name and surname of delegated Authorised Signatory			
Capacity			
Specimen Signature			
Full name and surname of ALL Director(s) / Member (s)			
1.		2.	
3.		4.	
5.		6.	
7.		8.	
9.		10.	
Is a COPY of the resolution attached?		YES	NO
SIGNED ON BEHALF OF COMPANY / CC:		DATE:	
PRINT NAME:			
WITNESS 1:		WITNESS 2:	



OR

3. PARTNERSHIP

We, the undersigned partners in the business trading as _____ hereby authorize Mr/Ms _____ to sign this bid as well as any contract resulting from the bid and any other documents and correspondence in connection with this bid and /or contract for and on behalf of the abovementioned partnership.

The following particulars in respect of every partner must be furnished and signed by every partner:

Full name of partner		Signature	
SIGNED ON BEHALF OF PARTNERSHIP:		DATE:	
PRINT NAME:			
WITNESS 1:		WITNESS 2:	

OR

4. CONSORTIUM

We, the undersigned consortium partners, hereby authorize _____ (Name of entity) to act as lead consortium partner and further authorize Mr./Ms. _____ To sign this offer as well as any contract resulting from this tender and any other documents and correspondence in connection with this tender and / or contract for and on behalf of the consortium.

The following particulars in respect of each consortium member must be provided and signed by each member:

Full Name of Consortium Member	Role of Consortium Member	% Participation	Signature
SIGNED ON BEHALF OF PARTNERSHIP:		DATE:	
PRINT NAME:			
WITNESS 1:		WITNESS 2:	



4. CERTIFICATE OF AUTHORITY FOR JOINT VENTURES

This returnable schedule is to be completed by JOINT VENTURES

We, the undersigned, are submitting this tender offer in joint venture and hereby authorize Mr./Ms. _____

 authorized signatory of the Company/Close Corporation/Partnership (name) _____
 _____, acting in the capacity of lead partner, to sign
 all documents in connection with the tender offer and any contract resulting from it on our behalf.

(i) Name of firm (Lead partner)			
Address			
		Tel. No.	
Signature		Designation	

(ii) Name of firm			
Address			
		Tel. No.	
Signature		Designation	

(iii) Name of firm			
Address:			
		Tel. No.	
Signature		Designation	

(iv) Name of firm			
Address			
		Tel. No.	
Signature		Designation	

NOTE: A copy of the Joint Venture Agreement showing clearly the percentage contribution of each partner to the Joint Venture, shall be appended to this Schedule.



5. STANDARD CONDITIONS OF TENDER (CIDB)

F.1 General

F.1.1 Actions

F.1.1.1 The employer and each tenderer submitting a tender offer shall comply with these conditions of tender. In their dealings with each other, they shall discharge their duties and obligations as set out in F.2 and F.3, timeously and with integrity, and behave equitably, honestly and transparently, comply with all legal obligations and not engage in anticompetitive practices.

F.1.1.2 The employer and the tenderer and all their agents and employees involved in the tender process shall avoid conflicts of interest and where a conflict of interest is perceived or known, declare any such conflict of interest, indicating the nature of such conflict. Tenderers shall declare any potential conflict of interest in their tender submissions. Employees, agents and advisors of the employer shall declare any conflict of interest to whoever is responsible for overseeing the procurement process at the start of any deliberations relating to the procurement process or as soon as they become aware of such conflict, and abstain from any decisions where such conflict exists or recuse themselves from the procurement process, as appropriate.

Note

- 1) *A conflict of interest may arise due to a conflict of roles, which might provide an incentive for improper acts in some circumstances. A conflict of interest can create an appearance of impropriety that can undermine confidence in the ability of that person to act properly in his or her position even if no improper acts result.*
- 2) *Conflicts of interest in respect of those engaged in the procurement process include direct, indirect or family interests in the tender or outcome of the procurement process and any personal bias, inclination, obligation, allegiance or loyalty, which would in any way, affect any decisions taken.*

F.1.1.3 The employer shall not seek and a tenderer shall not submit a tender without having a firm intention and the capacity to proceed with the contract.

F.1.2 Tender Documents

The documents issued by the employer for the purpose of a tender offer are listed in the tender data.

F.1.3 Interpretation

F.1.3.1 The tender data and additional requirements contained in the tender schedules that are included in the returnable documents are deemed to be part of these conditions of tender.

F.1.3.2 These conditions of tender, the tender data and tender schedules, which are only required for tender evaluation purposes, shall not form part of any contract arising from the invitation to tender.

F.1.3.3 For the purposes of these conditions of tender, the following definitions apply:

- a) **conflict of interest** means any situation in which:
 - i) someone in a position of trust has competing professional or personal interests which make it difficult to fulfil his or her duties impartially;
 - ii) an individual or organisation is in a position to exploit a professional or official capacity in some way for their personal or corporate benefit; or
 - iii) incompatibility or contradictory interests exist between an employee and the organisation which employs that employee.
- b) **comparative offer** means the price after the factors of a non-firm price and all unconditional discounts it can be utilised to have been taken into consideration;



-
- c) **corrupt practice** means the offering, giving, receiving or soliciting of anything of value to influence the action of the employer or his staff or agents in the tender process;
 - d) **fraudulent practice** means the misrepresentation of the facts in order to influence the tender process or the award of a contract arising from a tender offer to the detriment of the employer, including collusive practices intended to establish prices at artificial levels;
 - e) **organization** means a company, firm, enterprise, association or other legal entity, whether incorporated or not, or a public body;
 - f) **functionality** means the measurement according to the predetermined norms of a service or commodity designed to be practical and useful, working or operating, taking into account quality, reliability, viability and durability of a service and technical capacity and ability of a tenderer.

F.1.4 Communication and employer's agent

Each communication between the employer and a tenderer shall be to or from the employer's agent only, and in a form that can be readily read, copied and recorded. Communications shall be in the English language. The employer shall not take any responsibility for non-receipt of communications from or by a tenderer. The name and contact details of the employer's agent are stated in the tender data.

F.1.5 Cancellation and Re-Invitation of Tenders

F.1.5.1 An organ of state may, prior to the award of the tender, cancel a tender if-

- (a) due to changed circumstances, there is no longer a need for the services, works or goods requested; or
- (b) funds are no longer available to cover the total envisaged expenditure; or
- (c) no acceptable tenders are received.

F.1.5.2 The decision to cancel a tender must be published in the cidb website and in the government Tender Bulletin for the media in which the original tender invitation was advertised.

F.1.6 Procurement procedures

F.1.6.1 General

Unless otherwise stated in the tender data, a contract will, subject to F.3.13, be concluded with the tenderer who in terms of F.3.11 is the highest ranked or the tenderer scoring the highest number of tender evaluation points, as relevant, based on the tender submissions that are received at the closing time for tenders.

F.1.6.2 Competitive negotiation procedure

F.1.6.2.1 Where the tender data require that the competitive negotiation procedure is to be followed, tenderers shall submit tender offers in response to the proposed contract in the first round of submissions. Notwithstanding the requirements of F.3.4, the employer shall announce only the names of the tenderers who make a submission. The requirements of F.3.8 relating to the material deviations or qualifications which affect the competitive position of tenderers shall not apply.

F.1.6.2.2 All responsive tenderers, or not less than three responsive tenderers that are highest ranked in terms of the evaluation method and evaluation criteria stated in the tender data, shall be invited in each round to enter into competitive negotiations, based on the principle of equal treatment and keeping confidential the proposed solutions and associated information. Notwithstanding the provisions of F.2.17, the employer may request that tenders be clarified, specified and fine-tuned in order to improve a tenderer's



competitive position provided that such clarification, specification, fine-tuning or additional information does not alter any fundamental aspects of the offers or impose substantial new requirements which restrict or distort competition or have a discriminatory effect.

F.1.6.2.3 At the conclusion of each round of negotiations, tenderers shall be invited by the employer to make a fresh tender offer, based on the same evaluation criteria, with or without adjusted weightings. Tenderers shall be advised when they are to submit their best and final offer.

F.1.6.2.4 The contract shall be awarded in accordance with the provisions of F.3.11 and F.3.13 after tenderers have been requested to submit their best and final offer.

F.1.6.3 Proposal procedure using the two stage-system

F.1.6.3.1 Option 1

Tenderers shall in the first stage submit technical proposals and, if required, cost parameters around which a contract may be negotiated. The employer shall evaluate each responsive submission in terms of the method of evaluation stated in the tender data, and in the second stage negotiate a contract with the tenderer scoring the highest number of evaluation points and award the contract in terms of these conditions of tender.

F.1.6.3.2 Option 2

F.1.6.3.2.1 Tenderers shall submit in the first stage only technical proposals. The employer shall invite all responsive tenderers to submit tender offers in the second stage, following the issuing of procurement documents.

F.1.6.3.2.2 The employer shall evaluate tenders received during the second stage in terms of the method of evaluation stated in the tender data, and award the contract in terms of these conditions of tender.

F.2 Tenderer's obligations

F.2.1 Eligibility

F.2.1.1 Submit a tender offer only if the tenderer satisfies the criteria stated in the tender data and the tenderer, or any of his principals, is not under any restriction to do business with employer.

F.2.1.2 Notify the employer of any proposed material change in the capabilities or formation of the tendering entity (or both) or any other criteria which formed part of the qualifying requirements used by the employer as the basis in a prior process to invite the tenderer to submit a tender offer and obtain the employer's written approval to do so prior to the closing time for tenders.

F.2.2 Cost of tendering

F.2.2.1 Accept that, unless otherwise stated in the tender data, the employer will not compensate the tenderer for any costs incurred in the preparation and submission of a tender offer, including the costs of any testing necessary to demonstrate that aspects of the offer complies with requirements.

F.2.2.2 The cost of the tender documents charged by the employer shall be limited to the actual cost incurred by the employer for printing the documents. Employers must attempt to make available the tender documents on its website so as not to incur any costs pertaining to the printing of the tender documents.

F.2.3 Check documents

Check the tender documents on receipt for completeness and notify the employer of any discrepancy or omission.

F.2.4 Confidentiality and copyright of documents



Treat as confidential all matters arising in connection with the tender. Use and copy the documents issued by the employer only for the purpose of preparing and submitting a tender offer in response to the invitation.

F.2.5 Reference documents

Obtain, as necessary for submitting a tender offer, copies of the latest versions of standards, specifications, conditions of contract and other publications, which are not attached but which are incorporated into the tender documents by reference.

F.2.6 Acknowledge addenda

Acknowledge receipt of addenda to the tender documents, which the employer may issue, and if necessary apply for an extension to the closing time stated in the tender data, in order to take the addenda into account.

F.2.7 Clarification meeting

Attend, where required, a clarification meeting at which tenderers may familiarize themselves with aspects of the proposed work, services or supply and raise questions. Details of the meeting(s) are stated in the tender data.

F.2.8 Seek clarification

Request clarification of the tender documents, if necessary, by notifying the employer at least five working days before the closing time stated in the tender data.

F.2.9 Insurance

Be aware that the extent of insurance to be provided by the employer (if any) might not be for the full cover required in terms of the conditions of contract identified in the contract data. The tenderer is advised to seek qualified advice regarding insurance.

F.2.10 Pricing the tender offer

F.2.10.1 Include in the rates, prices, and the tendered total of the prices (if any) all duties, taxes (except Value Added Tax (VAT), and other levies payable by the successful tenderer, such duties, taxes and levies being those applicable 14 days before the closing time stated in the tender data.

F.2.10.2 Show VAT payable by the employer separately as an addition to the tendered total of the prices.

F.2.10.3 Provide rates and prices that are fixed for the duration of the contract and not subject to adjustment except as provided for in the conditions of contract identified in the contract data.

F.2.10.4 State the rates and prices in Rand unless instructed otherwise in the tender data. The conditions of contract identified in the contract data may provide for part payment in other currencies.

F.2.11 Alterations to documents

Do not make any alterations or additions to the tender documents, except to comply with instructions issued by the employer, or necessary to correct errors made by the tenderer. All signatories to the tender offer shall initial all such alterations.

F.2.12 Alternative tender offers

F.2.12.1 Unless otherwise stated in the tender data, submit alternative tender offers only if a main tender offer, strictly in accordance with all the requirements of the tender documents, is also submitted as well as a schedule that compares the requirements of the tender documents with the alternative requirements that are proposed.

F.2.12.2 Accept that an alternative tender offer may be based only on the criteria stated in the tender data or criteria otherwise acceptable to the employer.



F.2.12.3 An alternative tender offer may only be considered in the event that the main tender offer is the winning tender.

F.2.13 Submitting a tender offer

F.2.13.1 Submit one tender offer only, either as a single tendering entity or as a member in a joint venture to provide the whole of the works, services or supply identified in the contract data and described in the scope of works, unless stated otherwise in the tender data.

F.2.13.2 Return all returnable documents to the employer after completing them in their entirety, either electronically (if they were issued in electronic format) or by writing legibly in non-erasable ink.

F.2.13.3 Submit the parts of the tender offer communicated on paper as an original plus the number of copies stated in the tender data, with an English translation of any documentation in a language other than English, and the parts communicated electronically in the same format as they were issued by the employer.

F.2.13.4 Sign the original and all copies of the tender offer where required in terms of the tender data. The employer will hold all authorized signatories liable on behalf of the tenderer. Signatories for tenderers proposing to contract as joint ventures shall state which of the signatories is the lead partner whom the employer shall hold liable for the purpose of the tender offer.

F.2.13.5 Seal the original and each copy of the tender offer as separate packages marking the packages as "ORIGINAL" and "COPY". Each package shall state on the outside the employer's address and identification details stated in the tender data, as well as the tenderer's name and contact address.

F.2.13.6 Where a two-envelope system is required in terms of the tender data, place and seal the returnable documents listed in the tender data in an envelope marked "financial proposal" and place the remaining returnable documents in an envelope marked "technical proposal". Each envelope shall state on the outside the employer's address and identification details stated in the tender data, as well as the tenderer's name and contact address.

F.2.13.7 Seal the original tender offer and copy packages together in an outer package that states on the outside only the employer's address and identification details as stated in the tender data.

F.2.13.8 Accept that the employer will not assume any responsibility for the misplacement or premature opening of the tender offer if the outer package is not sealed and marked as stated.

F.2.13.9 Accept that tender offers submitted by facsimile or e-mail will be rejected by the employer, unless stated otherwise in the tender data.

F.2.14 Information and data to be completed in all respects

Accept that tender offers, which do not provide all the data or information requested completely and in the form required, may be regarded by the employer as non-responsive.

F.2.15 Closing time

F.2.15.1 Ensure that the employer receives the tender offer at the address specified in the tender data not later than the closing time stated in the tender data. Accept that proof of posting shall not be accepted as proof of delivery.

F.2.15.2 Accept that, if the employer extends the closing time stated in the tender data for any reason, the requirements of these conditions of tender apply equally to the extended deadline.

F.2.16 Tender offer validity



-
- F.2.16.1** Hold the tender offer(s) valid for acceptance by the employer at any time during the validity period stated in the tender data after the closing time stated in the tender data.
- F.2.16.2** If requested by the employer, consider extending the validity period stated in the tender data for an agreed additional period with or without any conditions attached to such extension.
- F.2.16.3** Accept that a tender submission that has been submitted to the employer may only be withdrawn or substituted by giving the employer's agent written notice before the closing time for tenders that a tender is to be withdrawn or substituted.
- F.2.16.4** Where a tender submission is to be substituted, submit a substitute tender in accordance with the requirements of F.2.13 with the packages clearly marked as "SUBSTITUTE".

F.2.17 Clarification of tender offer after submission

Provide clarification of a tender offer in response to a request to do so from the employer during the evaluation of tender offers. This may include providing a breakdown of rates or prices and correction of arithmetical errors by the adjustment of certain rates or item prices (or both). No change in the competitive position of tenderers or substance of the tender offer is sought, offered, or permitted.

Note: Sub-clause F.2.17 does not preclude the negotiation of the final terms of the contract with a preferred tenderer following a competitive selection process, should the Employer elect to do so.

F.2.18 Provide other material

- F.2.18.1** Provide, on request by the employer, any other material that has a bearing on the tender offer, the tenderer's commercial position (including notarized joint venture agreements), preferencing arrangements, or samples of materials, considered necessary by the employer for the purpose of a full and fair risk assessment. Should the tenderer not provide the material, or a satisfactory reason as to why it cannot be provided, by the time for submission stated in the employer's request, the employer may regard the tender offer as non-responsive.
- F.2.18.2** Dispose of samples of materials provided for evaluation by the employer, where required.

F.2.19 Inspections, tests and analysis

Provide access during working hours to premises for inspections, tests and analysis as provided for in the tender data.

F.2.20 Submit securities, bonds and policies

If requested, submit for the employer's acceptance before formation of the contract, all securities, bonds, guarantees, policies and certificates of insurance required in terms of the conditions of contract identified in the contract data.

F.2.21 Check final draft

Check the final draft of the contract provided by the employer within the time available for the employer to issue the contract.

F.2.22 Return of other tender documents

If so instructed by the employer, return all retained tender documents within 28 days after the expiry of the validity period stated in the tender data.

F.2.23 Certificates

Include in the tender submission or provide the employer with any certificates as stated in the tender data.

F.3 The employer's undertakings

F.3.1 Respond to requests from the tenderer



F.3.1.1 Unless otherwise stated in the tender Data, respond to a request for clarification received up to five working days before the tender closing time stated in the Tender Data and notify all tenderers who drew procurement documents.

F.3.1.2 Consider any request to make a material change in the capabilities or formation of the tendering entity (or both) or any other criteria which formed part of the qualifying requirements used to prequalify a tenderer to submit a tender offer in terms of a previous procurement process and deny any such request if as a consequence:

- a) an individual firm, or a joint venture as a whole, or any individual member of the joint venture fails to meet any of the collective or individual qualifying requirements;
- b) the new partners to a joint venture were not prequalified in the first instance, either as individual firms or as another joint venture; or
- c) in the opinion of the Employer, acceptance of the material change would compromise the outcome of the prequalification process.

F.3.2 Issue Addenda

If necessary, issue addenda that may amend or amplify the tender documents to each tenderer during the period from the date that tender documents are available until three days before the tender closing time stated in the Tender Data. If, as a result a tenderer applies for an extension to the closing time stated in the Tender Data, the Employer may grant such extension and, shall then notify all tenderers who drew documents.

F.3.3 Return late tender offers

Return tender offers received after the closing time stated in the Tender Data, unopened, (unless it is necessary to open a tender submission to obtain a forwarding address), to the tenderer concerned.

F.3.4 Opening of tender submissions

F.3.4.1 Unless the two-envelope system is to be followed, open valid tender submissions in the presence of tenderers' agents who choose to attend at the time and place stated in the tender data. Tender submissions for which acceptable reasons for withdrawal have been submitted will not be opened.

F.3.4.2 Announce at the meeting held immediately after the opening of tender submissions, at a venue indicated in the tender data, the name of each tenderer whose tender offer is opened and, where applicable, the total of his prices, number of points claimed for its B-BBEE status level and time for completion for the main tender offer only.

F.3.4.3 Make available the record outlined in F.3.4.2 to all interested persons upon request.

F.3.5 Two-envelope system

F.3.5.1 Where stated in the tender data that a two-envelope system is to be followed, open only the technical proposal of valid tenders in the presence of tenderers' agents who choose to attend at the time and place stated in the tender data and announce the name of each tenderer whose technical proposal is opened.

F.3.5.2 Evaluate functionality of the technical proposals offered by tenderers, then advise tenderers who remain in contention for the award of the contract of the time and place when the financial proposals will be opened. Open only the financial proposals of tenderers, who score in the functionality evaluation more than the minimum number of points for functionality stated in the tender data, and announce the score obtained for the technical proposals and the total price and any points claimed on B-BBEE status level. Return unopened financial proposals to tenderers whose technical proposals failed to achieve the minimum number of points for functionality.

F.3.6 Non-disclosure



Not disclose to tenderers, or to any other person not officially concerned with such processes, information relating to the evaluation and comparison of tender offers, the final evaluation price and recommendations for the award of a contract, until after the award of the contract to the successful tenderer.

F.3.7 Grounds for rejection and disqualification

Determine whether there has been any effort by a tenderer to influence the processing of tender offers and instantly disqualify a tenderer (and his tender offer) if it is established that he engaged in corrupt or fraudulent practices.

F.3.8 Test for responsiveness

F.3.8.1 Determine, after opening and before detailed evaluation, whether each tender offer properly received:

- a) complies with the requirements of these Conditions of Tender,
- b) has been properly and fully completed and signed, and
- c) is responsive to the other requirements of the tender documents.

F.3.8.2 A responsive tender is one that conforms to all the terms, conditions, and specifications of the tender documents without material deviation or qualification. A material deviation or qualification is one which, in the Employer's opinion, would:

- a) detrimentally affect the scope, quality, or performance of the works, services or supply identified in the Scope of Work,
- b) significantly change the Employer's or the tenderer's risks and responsibilities under the contract, or
- c) affect the competitive position of other tenderers presenting responsive tenders, if it were to be rectified.

Reject a non-responsive tender offer, and not allow it to be subsequently made responsive by correction or withdrawal of the non-conforming deviation or reservation.

F.3.9 Arithmetical errors, omissions and discrepancies

F.3.9.1 Check the highest ranked tender or tenderer with the highest number of tender evaluation points after the evaluation of tender offers in accordance with F.3.11 for:

- a) the gross misplacement of the decimal point in any unit rate;
- b) omissions made in completing the pricing schedule or bills of quantities; or
- c) arithmetic errors in:
 - i) line item totals resulting from the product of a unit rate and a quantity in bills of quantities or schedules of prices; or
 - ii) the summation of the prices.

F3.9.2 The employer must correct the arithmetical errors in the following manner:

- a) Where there is a discrepancy between the amounts in words and amounts in figures, the amount in words shall govern.
- b) If bills of quantities or pricing schedules apply and there is an error in the line item total resulting from the product of the unit rate and the quantity, the line item total shall govern and the rate shall be corrected. Where there is an obviously gross misplacement of the decimal point in the unit rate, the line item total as quoted shall govern, and the unit rate shall be corrected.
- c) Where there is an error in the total of the prices either as a result of other corrections required by this checking process or in the tenderer's addition of prices, the total of the



prices shall govern and the tenderer will be asked to revise selected item prices (and their rates if bills of quantities apply) to achieve the tendered total of the prices.

Consider the rejection of a tender offer if the tenderer does not correct or accept the correction of the arithmetical error in the manner described above.

F.3.10 Clarification of a tender offer

Obtain clarification from a tenderer on any matter that could give rise to ambiguity in a contract arising from the tender offer.

F.3.11 Evaluation of tender offers

F.3.11.1 General

Appoint an evaluation panel of not less than three persons. Reduce each responsive tender offer to a comparative offer and evaluate them using the tender evaluation methods and associated evaluation criteria and weightings that are specified in the tender data.

F.3.11.2 Method 1: Price and Preference

In the case of a price and preference:

- 1) Score tender evaluation points for price
- 2) Score points for preference
- 3) Add the points scored for price and preference

F.3.11.3 Method 2: Functionality, Price and Preference

In the case of a functionality, price and preference:

- 1) Score functionality, rejecting all tender offers that fail to achieve the minimum number of points for functionality as stated in the Tender Data.
- 2) No tender must be regarded as an acceptable tender if it fails to achieve the minimum qualifying score for functionality as indicated in the tender invitation.
- 3) Tenders that have received the minimum qualification score for functionality must be evaluated further in terms of the preference points system prescribed in paragraphs 4 and 5 below.

The 80/20 point system for acquisition of services, works or goods up to Rand value of R50 million.

The following formula must be used to calculate the points for price in respect of tender (including price quotation) with a rand value equal to, or above R30 000 and up to Rand value of R50 000 000 (all applicable taxes included):

$$P_s = 80 \left(1 - \frac{P_t - P_{min}}{P_{min}} \right)$$

Where:

P_s = Points scored for price of bid under consideration;

P_t = Price of bid under consideration; and

P_{min} = Price of lowest acceptable tender or offer.

- 1) (a)(1) A maximum of 20 points (80/20 preference points system) or 10 (90/10 preference points system), must be allocated for specific goals. These goals are :



- (i) contracting with persons, or categories of persons, historically disadvantaged by unfair discrimination on the basis of race, gender or disability;
- (ii) Promotion of enterprises located in the municipal area (WCO24)
- 2) Regarding par 1(a)(1)(i) at least 50% of the 20/10 points must be allocated to promote this goal and points will be allocated in terms of the BBBEE scorecard as follows.

B-BBEE Status Level of Contributor	Number of Points for 80/20 Preference Points System
1	20
2	18
3	16
4	12
5	8
6	6
7	4
8	2
Non-compliant contributor	0

- A tenderer must submit proof of its BBBEE status level contributor.
 - A tenderer failing to submit proof of BBBEE status level of contributor may only score in terms of the 80/90-point formula for price; and scores 0 points out of 10/5 BBBEE status level of contributor, which is in line with section 2 (1) (d) (i) of the Act, where the supplier or service provider did not provide proof thereof.
- 3) Regarding par 1(a)(1)(ii) a maximum of 50% of the 20/10 points must be allocated to promote this goal. Maximum points will be allocated as follows.

Locality of supplier	Number of Points for 80/20 Preference Points System	Number of Points for 90/10 Preference Points System
Within the boundaries of the municipality	10	5
Outside of the boundaries of the municipality	0	0

The maximum will be proportionately adjusted depending on the number of points allocated for this goal. E.G., 40% will equate to 8/4 points.

- 4) An employer of state may apply the formula in paragraph (i) for price quotations with a value less than R30 000, if and when appropriate:



- 5) Subject to paragraph 4.3.8 of “Standard for Uniformity in Procurement, April 2017”, the contract must be awarded to the tenderer who scores the highest total number of points.

The 90/10 preference points system for acquisition of services, works or goods with a Rand value above R50 million

- 5) (a) The following formula must be used to calculate the points for price in respect of tenders with a Rand value above R50 000 000 (all applicable taxes included):

$$P_s = 90 \left(1 - \frac{P_t - P_{min}}{P_{min}} \right)$$

Where:

- P_s* = Points scored for price of bid under consideration;
P_t = Price of bid under consideration; and
P_{min} = Price of lowest acceptable bid.

- 6) (a)(i) A maximum of 20 points (80/20 preference points system) or 10 (90/10 preference points system), must be allocated for specific goals. These goals are :
- (ii) contracting with persons, or categories of persons, historically disadvantaged by unfair discrimination on the basis of race, gender or disability;
- (iii) Promotion of enterprises located in the municipal area (WCO24)
- 7) Regarding par 6(a)(i) at least 50% of the 20/10 points must be allocated to promote this goal and points will be allocated in terms of the BBBEE scorecard as follows.

B-BBEE status level of contributor	Number of points
1	10
2	9
3	6
4	5
5	4
6	3
7	2
8	1
Non-compliant contributor	0

- A tenderer must submit proof of its BBBEE status level contributor.
- A tenderer failing to submit proof of BBBEE status level of contributor may only score in terms of the 80/90-point formula for price; and



scores 0 points out of 10/5 BBEE status level of contributor, which is in line with section 2 (1) (d) (i) of the Act, where the supplier or service provider did not provide proof thereof.

- 8) Regarding par 6(a)(1)(ii) a maximum of 50% of the 20/10 points must be allocated to promote this goal. Maximum points will be allocated as follows.

Locality of supplier	Number of Points for 80/20 Preference Points System	Number of Points for 90/10 Preference Points System
Within the boundaries of the municipality	10	5
Outside of the boundaries of the municipality	0	0

The maximum will be proportionately adjusted depending on the number of points allocated for this goal. E.G., 40% will equate to 8/4 points.

- 5) (c) A maximum of 10 points may be allocated in accordance with subparagraph (5)(b).
- 5) (d) The points scored by tender in respect of B-BBEE contribution must be added to the points scored for price as calculated
- 5) (e) Subject to paragraph 4.3.8 of “Standard for Uniformity in Procurement, April 2017”, the contract must be awarded to the tender who scores the highest total number of points.

F.3.11.6 Decimal places

Score price, preference and functionality, as relevant, to two decimal places.

F.3.11.7 Scoring Price

Score price of remaining responsive tender offers using the following formula:

$$N_{FO} = W_1 \times A$$

Where:

N_{FO} = the number of tender evaluation points awarded for price.

W_1 = the maximum possible number of tender evaluation points awarded for price as stated in the Tender Data.

A = a number calculated using the formula and option described in Table F.1 as stated in the Tender Data.

Table F.1: Formulae for calculating the value of A

Formula	Comparison aimed at achieving	Option 1 ^a	Option 2 ^a
1	Highest price or discount	$A = \left(1 + \frac{P - P_m}{P_m}\right)$	$A = P / P_m$
2	Lowest price or percentage commission / fee	$A = \left(1 - \frac{P - P_m}{P_m}\right)$	$A = P_m / P$
	^a P_m = is the comparative offer of the most favourable comparative offer. P = is the comparative offer of the tender offer under consideration.		

F.3.11.8 Scoring preferences

Confirm that tenderers are eligible for the preferences claimed in accordance with the provisions of the tender data and reject all claims for preferences where tenderers are



not eligible for such preferences. Calculate the total number of tender evaluation points for preferences claimed in accordance with the provisions of the tender data.

F.3.11.9 Scoring functionality

Score each of the criteria and sub-criteria for quality in accordance with the provisions of the Tender Data.

Calculate the total number of tender evaluation points for quality using the following formula:

$$N_Q = W_2 \times S_O / M_S$$

Where:

S_O = the score for quality allocated to the submission under consideration;

M_S = the maximum possible score for quality in respect of a submission; and

W_2 = the maximum possible number of tender evaluation points awarded for the quality as stated in the tender data

F.3.12 Insurance provided by the employer

If requested by the proposed successful tenderer, submit for the tenderer's information the policies and / or certificates of insurance which the conditions of contract identified in the contract data, require the employer to provide.

F.3.13 Acceptance of tender offer

Accept the tender offer; if in the opinion of the employer, it does not present any risk and only if the tenderer:

- a) is not under restrictions, or has principals who are under restrictions, preventing participating in the employer's procurement,
- b) can, as necessary and in relation to the proposed contract, demonstrate that he or she possesses the professional and technical qualifications, professional and technical competence, financial resources, equipment and other physical facilities, managerial capability, reliability, experience and reputation, expertise and the personnel, to perform the contract,
- c) has the legal capacity to enter into the contract,
- d) is not insolvent, in receivership, under Business Rescue as provided for in chapter 6 of the Companies Act, 2008, bankrupt or being wound up, has his affairs administered by a court or a judicial officer, has suspended his business activities, or is subject to legal proceedings in respect of any of the foregoing,
- e) complies with the legal requirements, if any, stated in the tender data, and
- f) is able, in the opinion of the employer, to perform the contract free of conflicts of interest.

F.3.14 Prepare contract documents

F.3.14.1 If necessary, revise documents that shall form part of the contract and that were issued by the employer as part of the tender documents to take account of:

- a) addenda issued during the tender period,
- b) inclusion of some of the returnable documents, and
- c) other revisions agreed between the employer and the successful tenderer.

F.3.14.2 Complete the schedule of deviations attached to the form of offer and acceptance, if any.

F.3.15 Complete adjudicator's contract



Unless alternative arrangements have been agreed or otherwise provided for in the contract, arrange for both parties to complete formalities for appointing the selected adjudicator at the same time as the main contract is signed.

F.3.16 Notice to unsuccessful tenderers

F.3.16.1 Notify the successful tenderer of the employer's acceptance of his tender offer by completing and returning one copy of the form of offer and acceptance before the expiry of the validity period stated in the tender data, or agreed additional period.

F.3.16.2 After the successful tenderer has been notified of the employer's acceptance of the tender, notify other tenderers that their tender offers have not been accepted.

F.3.17 Provide copies of the contracts

Provide to the successful tenderer the number of copies stated in the Tender Data of the signed copy of the contract as soon as possible after completion and signing of the form of offer and acceptance.

F.3.18 Provide written reasons for actions taken

Provide upon request written reasons to tenderers for any action that is taken in applying these conditions of tender, but withhold information, which is not in the public interest to be divulged, which is considered to prejudice the legitimate commercial interests of tenderers or might prejudice fair competition between tenderers.

F3.19 Transparency in the procurement process

F3.19.1 The cidb prescripts require that tenders must be advertised and be registered on the cidb i-Tender system.

F3.19.2 The employer must adopt a transparency model that incorporates the disclosure and accountability as transparency requirements in the procurement process.

F3.19.3 The transparency model must identify the criteria for selection of projects, project information template and the threshold value of the projects to be disclosed in the public domain at various intervals of delivery of infrastructure projects.

F3.19.4 The client must publish the information on a quarterly basis, which contains the following information:

- Procurement planning process
- Procurement method and evaluation process
- Contract type
- Contract status
- Number of firms tendering
- Cost estimate
- Contract title
- Contract firm(s)
- Contract price
- Contract scope of work
- Contract start date and duration
- Contract evaluation reports

F3.19.5 The employer must establish a Consultative Forum which will conduct a random audit in the implementation of the transparency requirements in the procurement process.

F3.19.6 Consultative Forum must be an independent structure from the bid committees. **F3.19.7** The information must be published on the employer's website.

F 3.19.8 Records of such disclosed information must be retained for audit purposes.



6. GENERAL CONDITIONS OF CONTRACT – GOVERNMENT PROCUREMENT

1. DEFINITIONS

The following terms shall be interpreted as indicated:

- 1.1. "Closing time" means the date and hour specified in the bidding documents for the receipt of bids.
- 1.2. "Contract" means the written agreement entered into between the purchaser and the supplier, as recorded in the contract form signed by the parties, including all attachments and appendices thereto and all documents incorporated by reference therein.
- 1.3. "Contract price" means the price payable to the supplier under the contract for the full and proper performance of his contractual obligations.
- 1.4. "Corrupt practice" means the offering, giving, receiving, or soliciting of any thing of value to influence the action of a public official in the procurement process or in contract execution.
- 1.5. "Countervailing duties" are imposed in cases where an enterprise abroad is subsidized by its government and encouraged to market its products internationally
- 1.6. "Country of origin" means the place where the goods were mined, grown or produced or from which the services are supplied. Goods are produced when, through manufacturing, processing or substantial and major assembly of components, a commercially recognized new product results that is substantially different in basic characteristics or in purpose or utility from its components.
- 1.7. "Day" means calendar day.
- 1.8. "Delivery" means delivery in compliance of the conditions of the contract or order.
- 1.9. "Delivery ex stock" means immediate delivery directly from stock actually on hand
- 1.10. "Delivery into consignees store or to his site" means delivered and unloaded in the specified store or depot or on the specified site in compliance with the conditions of the contract or order, the supplier bearing all risks and charges involved until the supplies are so delivered and a valid receipt is obtained.
- 1.11. "Dumping" occurs when a private enterprise abroad market its goods on own initiative in the RSA at lower prices than that of the country of origin and which have the potential to harm the local industries in the RSA.
- 1.12. "Force majeure" means an event beyond the control of the supplier and not involving the supplier's fault or negligence and not foreseeable.
- 1.13. Such events may include, but is not restricted to, acts of the purchaser in its sovereign capacity, wars or revolutions, fires, floods, epidemics, quarantine restrictions and freight embargoes.
- 1.14. "Fraudulent practice" means a misrepresentation of facts in order to influence a procurement process or the execution of a contract to the detriment of any bidder, and includes collusive practice among bidders (prior to or after bid submission) designed to establish bid prices at artificial non-competitive levels and to deprive the bidder of the benefits of free and open competition.
- 1.15. "GCC" means the General Conditions of Contract.
- 1.16. "Goods" means all of the equipment, machinery, and/or other materials that the supplier is required to supply to the purchaser under the contract.
- 1.17. "Imported content" means that portion of the bidding price represented by the cost of components, parts or materials which have been or are still to be imported (whether by the supplier or his subcontractors) and which costs are inclusive of the costs abroad, plus freight and other direct importation costs such as landing costs, dock dues, import duty, sales duty or other similar tax or duty at the South African place of entry as well as transportation and handling charges to the factory in the Republic where the supplies covered by the bid will be manufactured.
- 1.18. "Local content" means that portion of the bidding price which is not included in the imported content provided that local manufacture does take place.



-
- 1.19. "Manufacture" means the production of products in a factory using labour, materials, components and machinery and includes other related value-adding activities.
- 1.20. "Order" means an official written order issued for the supply of goods or works or the rendering of a service.
- 1.21. "Project site" where applicable, means the place indicated in bidding documents.
- 1.22. "Purchaser" means the organization purchasing the goods.
- 1.23. "Republic" means the Republic of South Africa.
- 1.24. "SCC" means the Special Conditions of Contract.
- 1.25. "Services" means those functional services ancillary to the supply of the goods, such as transportation and any other incidental services, such as installation, commissioning, provision of technical assistance, training, catering, gardening, security, maintenance and other such obligations of the supplier covered under the contract.
- 1.26. "Supplier" means the successful bidder who is awarded the contract to maintain and administer the required and specified service(s) to the State.
- 1.27. "Tort" means in breach of contract.
- 1.28. "Turnkey" means a procurement process where one service provider assumes total responsibility for all aspects of the project and delivers the full end product / service required by the contract.
- 1.29. "Written" or "in writing" means handwritten in ink or any form of electronic or mechanical writing.

2. Application

- 2.1. These general conditions are applicable to all bids, contracts and orders including bids for functional and professional services, sales, hiring, letting and the granting or acquiring of rights, but excluding immovable property, unless otherwise indicated in the bidding documents.
- 2.2. Where applicable, special conditions of contract are also laid down to cover specific supplies, services or works.
- 2.3. Where such special conditions of contract are in conflict with these general conditions, the special conditions shall apply.

3. General

- 3.1. Unless otherwise indicated in the bidding documents, the purchaser shall not be liable for any expense incurred in the preparation and submission of a bid. Where applicable a non-refundable fee for documents may be charged.
- 3.2. Invitations to bid are usually published in locally distributed news media and on the municipality / municipal entity website.

4. Standards

- 4.1. The goods supplied shall conform to the standards mentioned in the bidding documents and specifications.

5. Use of contract documents and information; inspection.

- 5.1. The supplier shall not, without the purchaser's prior written consent, disclose the contract, or any provision thereof, or any specification, plan, drawing, pattern, sample, or information furnished by or on behalf of the purchaser in connection therewith, to any person other than a person employed by the supplier in the performance of the contract. Disclosure to any such employed person shall be made in confidence and shall extend only as far as may be necessary for purposes of such performance.
- 5.2. The supplier shall not, without the purchaser's prior written consent, make use of any document or information mentioned in GCC clause 5.1 except for purposes of performing the contract.
- 5.3. Any document, other than the contract itself mentioned in GCC clause 5.1 shall remain the property of the purchaser and shall be returned (all copies) to the purchaser on completion of the supplier's performance under the contract if so required by the purchaser.



5.4. The supplier shall permit the purchaser to inspect the supplier's records relating to the performance of the supplier and to have them audited by auditors appointed by the purchaser, if so required by the purchaser.

6. Patent rights

6.1. The supplier shall indemnify the purchaser against all third-party claims of infringement of patent, trademark, or industrial design rights arising from use of the goods or any part thereof by the purchaser.

6.2. When a supplier developed documentation / projects for the municipality / municipal entity, the intellectual, copy and patent rights or ownership of such documents or projects will vest in the municipality / municipal entity.

7. Performance security

7.1. Within thirty (30) days of receipt of the notification of contract award, the successful bidder shall furnish to the purchaser the performance security of the amount specified in SCC.

7.2. The proceeds of the performance security shall be payable to the purchaser as compensation for any loss resulting from the supplier's failure to complete his obligations under the contract.

7.3. The performance security shall be denominated in the currency of the contract or in a freely convertible currency acceptable to the purchaser and shall be in one of the following forms:

7.3.1. bank guarantee or an irrevocable letter of credit issued by a reputable bank located in the purchaser's country or abroad, acceptable to the purchaser, in the form provided in the bidding documents or another form acceptable to the purchaser; or

7.3.2. a cashier's or certified cheque

7.4. The performance security will be discharged by the purchaser and returned to the supplier not later than thirty (30) days following the date of completion of the supplier's performance obligations under the contract, including any warranty obligations, unless otherwise specified.

8. Inspections, tests and analyses

8.1. All pre-bidding testing will be for the account of the bidder. If it is a bid condition that supplies to be produced or services to be rendered should at any stage during production or execution or on completion be subject to inspections tests and analysis, the bidder or contractor's premises shall be open, at all reasonable hours, for inspection by a representative of the purchaser or an organization acting on behalf of the purchaser.

8.2. If there are no inspection requirements indicated in the bidding documents and no mention is made in the contract, but during the contract period it is decided that inspections shall be carried out, the purchaser shall itself make the necessary arrangements, including payment arrangements with the testing authority concerned.

8.3. If the inspections, tests and analyses referred to in clauses 8.2 and 8.3 show the goods to be in accordance with the contract requirements, the cost of the inspections, tests and analyses shall be defrayed by the purchaser.

8.4. Where the goods or services referred to in clauses 8.2 and 8.3 do not comply with the contract requirements, irrespective of whether such goods or services are accepted or not, the cost in connection with these inspections, tests or analyses shall be defrayed by the supplier.

8.5. Supplies and services which are referred to in clauses 8.2 and 8.3 and which do not comply with the contract requirements may be rejected.



- 8.6. Any contract goods may on or after delivery be inspected, tested or analyzed and may be rejected if found not to comply with the requirements of the contract. Such rejected goods shall be held at the cost and risk of the supplier who shall, when called upon, remove them immediately at his own cost and forthwith substitute them with goods which do comply with the requirements of the contract. Failing such removal the rejected goods shall be returned at the suppliers cost and risk. Should the supplier fail to provide the substitute goods forthwith, the purchaser may, without giving the supplier further opportunity to substitute the rejected goods, purchase such goods as may be necessary at the expense of the supplier.
- 8.7. The provisions of clauses 8.4 to 8.7 shall not prejudice the right of the purchaser to cancel the contract on account of a breach of the conditions thereof, or to act in terms of Clause 22 of GCC.

9. Packing

- 9.1. The supplier shall provide such packing of the goods as is required to prevent their damage or deterioration during transit to their final destination, as indicated in the contract. The packing shall be sufficient to withstand, without limitation, rough handling during transit and exposure to extreme temperatures, salt and precipitation during transit, and open storage. Packing, case size and weights shall take into consideration, where appropriate, the remoteness of the goods' final destination and the absence of heavy handling facilities at all points in transit.
- 9.2. The packing, marking, and documentation within and outside the packages shall comply strictly with such special requirements as shall be expressly provided for in the contract, including additional requirements, and in any subsequent instructions ordered by the purchaser.

10. Delivery

Delivery of the goods shall be made by the supplier in accordance with the documents and terms specified in the contract. The details of shipping and/or other documents to be furnished by the supplier are specified.

11. Insurance

The goods supplied under the contract shall be fully insured in a freely convertible currency against loss or damage incidental to manufacture or acquisition, transportation, storage and delivery in the manner specified.

12. Transportation

Should a price other than an all-inclusive delivered price be required, this shall be specified.

13. Incidental

- 13.1. The supplier may be required to provide any or all of the following services, including additional services, if any:
- 13.1.1. performance or supervision of on-site assembly and/or commissioning of the supplied goods;
 - 13.1.2. furnishing of tools required for assembly and/or maintenance of the supplied goods;
 - 13.1.3. furnishing of a detailed operations and maintenance manual for each appropriate unit of the supplied goods;
 - 13.1.4. performance or supervision or maintenance and/or repair of the supplied goods, for a period of time agreed by the parties, provided that this service shall not relieve the supplier of any warranty obligations under this contract; and
 - 13.1.5. training of the purchaser's personnel, at the supplier's plant and/or on-site, in assembly, start-up, operation, maintenance, and/or repair of the supplied goods.
- 13.2. Prices charged by the supplier for incidental services, if not included in the contract price for the goods, shall be agreed upon in advance by the parties and shall not exceed the prevailing rates charged to other parties by the supplier for similar services.



14. Spare parts

14.1. As specified, the supplier may be required to provide any or all of the following materials, notifications, and information pertaining to spare parts manufactured or distributed by the supplier:

14.1.1. such spare parts as the purchaser may elect to purchase from the supplier, provided that this election shall not relieve the supplier of any warranty obligations under the contract; and;

14.1.2. in the event of termination of production of the spare parts:

14.1.2.1. advance notification to the purchaser of the pending termination, in sufficient time to permit the purchaser to procure needed requirements; and

14.1.2.2. following such termination, furnishing at no cost to the purchaser, the blueprints, drawings, and specifications of the spare parts, if requested.

15. Warranty

15.1. The supplier warrants that the goods supplied under the contract are new, unused, of the most recent or current models, and that they incorporate all recent improvements in design and materials unless provided otherwise in the contract. The supplier further warrants that all goods supplied under this contract shall have no defect, arising from design, materials, or workmanship (except when the design and/or material is required by the purchaser's specifications) or from any act or omission of the supplier, that may develop under normal use of the supplied goods in the conditions prevailing in the country of final destination.

15.2. This warranty shall remain valid for twelve (12) months after the goods, or any portion thereof as the case may be, have been delivered to and accepted at the final destination indicated in the contract, or for eighteen (18) months after the date of shipment from the port or place of loading in the source country, whichever period concludes earlier, unless specified otherwise in SCC.

15.3. The purchaser shall promptly notify the supplier in writing of any claims arising under this warranty.

15.4. Upon receipt of such notice, the supplier shall, within the period specified in SCC and with all reasonable speed, repair or replace the defective goods or parts thereof, without costs to the purchaser.

15.5. If the supplier, having been notified, fails to remedy the defect(s) within the period specified, the purchaser may proceed to take such remedial action as may be necessary, at the supplier's risk and expense and without prejudice to any other rights which the purchaser may have against the supplier under the contract.

16. Payment

16.1. The method and conditions of payment to be made to the supplier under this contract shall be specified.

16.2. The supplier shall furnish the purchaser with an invoice accompanied by a copy of the delivery note and upon fulfillment of other obligations stipulated in the contract.

16.3. Payments shall be made by the purchaser **no later than thirty (30) days** after submission of an **invoice, statement** or claim by the supplier.

16.4. Payment will be made in Rand unless otherwise stipulated.

17. Prices

Prices charged by the supplier for goods delivered and services performed under the contract shall not vary from the prices quoted by the supplier in his bid, with the exception of any price adjustments authorized or in the purchaser's request for bid validity extension, as the case may be.

18. Variation orders

In cases where the estimated value of the envisaged changes in purchase does not vary more than 15% of the total value of the original contract, the contractor may be instructed to deliver the goods or render the services as such. In cases of measurable quantities, the contractor may be approached to reduce the unit price and such offers, may be accepted provided that there is no escalation in price.

19. Assignment



The supplier shall not assign, in whole or in part, its obligations to perform under the contract, except with the purchaser's prior written consent.

20. Subcontracts

The supplier shall notify the purchaser in writing of all subcontracts awarded under this contract, if not already specified in the bid. Such notification, in the original bid or later, shall not relieve the supplier from any liability or obligation under the contract.

21. Delays in the supplier's performance

21.1. Delivery of the goods and performance of services shall be made by the supplier in accordance with the time schedule prescribed by the purchaser in the contract.

21.2. If at any time during performance of the contract, the supplier or its subcontractor(s) should encounter conditions impeding timely delivery of the goods and performance of services, the supplier shall promptly notify the purchaser in writing of the fact of the delay, its likely duration and its cause(s). As soon as practicable after receipt of the supplier's notice, the purchaser shall evaluate the situation and may at his discretion extend the supplier's time for performance, with or without the imposition of penalties, in which case the extension shall be ratified by the parties by amendment of contract.

21.3. The right is reserved to procure outside of the contract small quantities or to have minor essential services executed if an emergency arises, the supplier's point of supply is not situated at or near the place where the supplies are required, or the supplier's services are not readily available.

21.4. Except as provided under GCC Clause 25, a delay by the supplier in the performance of its delivery obligations shall render the supplier liable to the imposition of penalties, pursuant to GCC Clause 22, unless an extension of time is agreed upon pursuant to GCC Clause 22 without the application of penalties.

21.5. Upon any delay beyond the delivery period in the case of a supplies contract, the purchaser shall, without cancelling the contract, be entitled to purchase supplies of a similar quality and up to the same quantity in substitution of the goods not supplied in conformity with the contract and to return any goods delivered later at the supplier's expense and risk, or to cancel the contract and buy such goods as may be required to complete the contract and without prejudice to his other rights, be entitled to claim damages from the supplier.

22. Penalties

Subject to GCC Clause 25, if the supplier fails to deliver any or all of the goods or to perform the services within the period(s) specified in the contract, the purchaser shall, without prejudice to its other remedies under the contract, deduct from the contract price, as a penalty, a sum calculated on the delivered price of the delayed goods or unperformed services using the current prime interest rate calculated for each day of the delay until actual delivery or performance. The purchaser may also consider termination of the contract pursuant to GCC Clause 23.

23. Termination for default

23.1. The purchaser, without prejudice to any other remedy for breach of contract, by written notice of default sent to the supplier, may terminate this contract in whole or in part:

23.1.1. if the supplier fails to deliver any or all of the goods within the period(s) specified in the contract, or within any extension thereof granted by the purchaser pursuant to GCC Clause 21.2;

23.1.2. if the Supplier fails to perform any other obligation(s) under the contract; or

23.1.3. if the supplier, in the judgment of the purchaser, has engaged in corrupt or fraudulent practices in competing for or in executing the contract.

23.2. In the event the purchaser terminates the contract in whole or in part, the purchaser may procure, upon such terms and in such manner as it deems appropriate, goods, works or services similar to those undelivered, and the supplier shall be liable to the purchaser for any excess costs for such similar goods, works or services. However, the supplier shall continue performance of the contract to the extent not terminated.



- 23.3. Where the purchaser terminates the contract in whole or in part, the purchaser may decide to impose a restriction penalty on the supplier by prohibiting such supplier from doing business with the public sector for a period not exceeding 10 years.
- 23.4. If a purchaser intends imposing a restriction on a supplier or any person associated with the supplier, the supplier will be allowed a time period of not more than fourteen (14) days to provide reasons why the envisaged restriction should not be imposed. Should the supplier fail to respond within the stipulated fourteen (14) days the purchaser may regard the supplier as having no objection and proceed with the restriction.
- 23.5. Any restriction imposed on any person by the purchaser will, at the discretion of the purchaser, also be applicable to any other enterprise or any partner, manager, director or other person who wholly or partly exercises or exercised or may exercise control over the enterprise of the first-mentioned person, and with which enterprise or person the first-mentioned person, is or was in the opinion of the purchaser actively associated.
- 23.6. If a restriction is imposed, the purchaser must, within five (5) working days of such imposition, furnish the National Treasury, with the following information:
- 23.6.1. the name and address of the supplier and / or person restricted by the purchaser;
 - 23.6.2. the date of commencement of the restriction
 - 23.6.3. the period of restriction; and
 - 23.6.4. the reasons for the restriction.
- These details will be loaded in the National Treasury's central database of suppliers or persons prohibited from doing business with the public sector.
- 23.7. If a court of law convicts a person of an offence as contemplated in sections 12 or 13 of the Prevention and Combating of Corrupt Activities Act, No. 12 of 2004, the court may also rule that such person's name be endorsed on the Register for Tender Defaulters. When a person's name has been endorsed on the Register, the person will be prohibited from doing business with the public sector for a period not less than five years and not more than 10 years. The National Treasury is empowered to determine the period of restriction and each case will be dealt with on its own merits. According to section 32 of the Act the Register must be open to the public. The Register can be perused on the National Treasury website.

24. Anti-dumping and countervailing duties and rights

When, after the date of bid, provisional payments are required, or antidumping or countervailing duties are imposed, or the amount of a provisional payment or anti-dumping or countervailing right is increased in respect of any dumped or subsidized import, the State is not liable for any amount so required or imposed, or for the amount of any such increase. When, after the said date, such a provisional payment is no longer required or any such anti-dumping or countervailing right is abolished, or where the amount of such provisional payment or any such right is reduced, any such favourable difference shall on demand be paid forthwith by the contractor to the State or the State may deduct such amounts from moneys (if any) which may otherwise be due to the contractor in regard to supplies or services which he delivered or rendered, or is to deliver or render in terms of the contract or any other contract or any other amount which may be due to him.

25. Force Majeure

- 25.1. Notwithstanding the provisions of GCC Clauses 22 and 23, the supplier shall not be liable for forfeiture of its performance security, damages, or termination for default if and to the extent that his delay in performance or other failure to perform his obligations under the contract is the result of an event of force majeure.
- 25.2. If a force majeure situation arises, the supplier shall promptly notify the purchaser in writing of such condition and the cause thereof. Unless otherwise directed by the purchaser in writing, the supplier shall continue to perform its obligations under the contract as far as is reasonably practical, and shall seek all reasonable alternative means for performance not prevented by the force majeure event.

26. Termination for insolvency



The purchaser may at any time terminate the contract by giving written notice to the supplier if the supplier becomes bankrupt or otherwise insolvent. In this event, termination will be without compensation to the supplier, provided that such termination will not prejudice or affect any right of action or remedy which has accrued or will accrue thereafter to the purchaser.

27. Settlement of Disputes

27.1. If any dispute or difference of any kind whatsoever arises between the purchaser and the supplier in connection with or arising out of the contract, the parties shall make every effort to resolve amicably such dispute or difference by mutual consultation.

27.2. If, after thirty (30) days, the parties have failed to resolve their dispute or difference by such mutual consultation, then either the purchaser or the supplier may give notice to the other party of his intention to commence with mediation. No mediation in respect of this matter may be commenced unless such notice is given to the other party.

27.3. Should it not be possible to settle a dispute by means of mediation, it may be settled in a South African court of law.

27.4. Notwithstanding any reference to mediation and/or court proceedings herein,

27.4.1. the parties shall continue to perform their respective obligations under the contract unless they otherwise agree; and

27.4.2. the purchaser shall pay the supplier any monies due for goods delivered and / or services rendered according to the prescripts of the contract.

28. Limitation of liability

28.1. Except in cases of criminal negligence or willful misconduct, and in the case of infringement pursuant to Clause 6;

28.1.1. the supplier shall not be liable to the purchaser, whether in contract, tort, or otherwise, for any indirect or consequential loss or damage, loss of use, loss of production, or loss of profits or interest costs, provided that this exclusion shall not apply to any obligation of the supplier to pay penalties and/or damages to the purchaser; and

28.1.2. the aggregate liability of the supplier to the purchaser, whether under the contract, in tort or otherwise, shall not exceed the total contract price, provided that this limitation shall not apply to the cost of repairing or replacing defective equipment

29. Governing language

The contract shall be written in English. All correspondence and other documents pertaining to the contract that is exchanged by the parties shall also be written in English.

30. Applicable law

The contract shall be interpreted in accordance with South African laws, unless otherwise specified.

31. Notices

31.1. Every written acceptance of a bid shall be posted to the supplier concerned by registered or certified mail and any other notice to him shall be posted by ordinary mail to the address furnished in his bid or to the address notified later by him in writing and such posting shall be deemed to be proper service of such notice

31.2. The time mentioned in the contract documents for performing any act after such aforesaid notice has been given, shall be reckoned from the date of posting of such notice.

32. Taxes and duties

32.1. A foreign supplier shall be entirely responsible for all taxes, stamp duties, license fees, and other such levies imposed outside the purchaser's country.

32.2. A local supplier shall be entirely responsible for all taxes, duties, license fees, etc., incurred until delivery of the contracted goods to the purchaser.

32.3. No contract shall be concluded with any bidder whose tax matters are not in order. Prior to the award of a bid SARS must have certified that the tax matters of the preferred bidder are in order.



32.4. No contract shall be concluded with any bidder whose municipal rates and taxes and municipal services charges are in arrears.

33. Transfer of contracts

The contractor shall not abandon, transfer, cede, assign or sublet a contract or part thereof without the written permission of the purchaser.

34. Amendment of contracts

No agreement to amend or vary a contract or order or the conditions, stipulations or provisions thereof shall be valid and of any force unless such agreement to amend or vary is entered into in writing and signed by the contracting parties. Any waiver of the requirement that the agreement to amend or vary shall be in writing, shall also be in writing.

35. Prohibition of restrictive practices.

35.1. In terms of section 4 (1) (b) (iii) of the Competition Act No. 89 of 1998, as amended, an agreement between, or concerted practice by, firms, or a decision by an association of firms, is prohibited if it is between parties in a horizontal relationship and if a bidder(s) is / are or a contractor(s) was / were involved in collusive bidding.

35.2. If a bidder(s) or contractor(s) based on reasonable grounds or evidence obtained by the purchaser has / have engaged in the restrictive practice referred to above, the purchaser may refer the matter to the Competition Commission for investigation and possible imposition of administrative penalties as contemplated in section 59 of the Competition Act No 89 Of 1998.

35.3. If a bidder(s) or contractor(s) has / have been found guilty by the Competition Commission of the restrictive practice referred to above, the purchaser may, in addition and without prejudice to any other remedy provided for, invalidate the bid(s) for such item(s) offered, and / or terminate the contract in whole or part, and / or restrict the bidder(s) or contractor(s) from conducting business with the public sector for a period not exceeding ten (10) years and / or claim damages from the bidder(s) or contractor(s) concerned.

General Conditions of Contract (revised July 2010)



7. GENERAL CONDITIONS OF TENDER

1. Sealed tenders, with the “**Tender Number and Title**” clearly endorsed on the envelope, must be deposited in the **tender box** at the offices of the Stellenbosch Municipality, Plein Street, Stellenbosch.
2. The tender must be lodged by the Tenderer in the tender box in the Main Hall Entrance, Stellenbosch Municipal Offices, Plein Street, Stellenbosch

PLEASE NOTE:

- 2.1. Tenders that are deposited in the incorrect box will not be considered.
 - 2.2. Mailed, telegraphic or faxed tenders will not be accepted.
 - 2.3. Documents may only be completed in non-erasable ink.
 - 2.4. The use of correction fluid/tape is not allowed.
 - 2.4.1. In the event of a mistake having been made, it shall be crossed out in ink and be accompanied by an initial at each and every alteration.
 - 2.4.2. Alterations or deletions not signed by the Tenderer may render the tender invalid.
 - 2.5. All bids must be submitted in writing on the official forms supplied (not to be re-typed)
 - 2.6. All prices shall be quoted in South African currency and be **INCLUSIVE of VAT**.
- 3. Where the value of an intended contract (or company turnover) will exceed R1 000 000, 00 (R1 million) it is the bidder’s responsibility to be registered with the South African Revenue Service (SARS) for VAT purposes in order to be able to issue tax invoices. The municipality will deem the price above R 1 000 000,00 (R1 million) to be VAT inclusive even if it is indicated that no VAT is charged. Please ensure that provision is made for VAT in these instances. The TOTAL price tendered will remain fixed.**
- 3.1 It is a requirement of this contract that the amount of value-added tax (VAT) must be shown clearly on each invoice.
 - 3.2 The amended Value-Added Tax Act requires that a Tax Invoice for supplies in excess of R3 000 should, in addition to the other required information, also disclose the VAT registration number of the recipient, with effect from 1 March 2005. The VAT registration number of the Stellenbosch Municipality is **4700102181**.
- 3 Any Tender received after the appointed time for the closing of Tenders shall not be considered but shall be filed unopened with the other Tenders received or may be returned to the Tenderer at his request.
 - 4 Tenders may not be telefaxed to the Municipality and therefore any tenders received by fax will **not** be considered.
 - 5 Tenders shall be opened in public at the Stellenbosch Municipal Offices as soon as possible after the closing time for the receipt of tenders.
 - 6 The Municipality shall have the right to summarily disqualify any Tenderer who, either at the date of submission of this tender or at the date of its award, is indebted to the Municipality in respect of any rental, levies, rates and/or service charges; ALTERNATIVELY;
 - 6.1 That an agreement be signed whereby the Tenderer agrees that a percentage or fixed amount at the discretion of the Municipality, be deducted from payments due to him for this tender, until the debt is paid in full.
 - 6.2 The tenderer shall declare **all** the Municipal account numbers in the Stellenbosch Area for which the enterprise or the proprietors or directors in their personal capacity is/ are responsible or co-responsible.



7. Negotiations for a fair market related price

7.1 The award of the tender may be subject to price negotiation with the preferred tenderers.

8 This bid will be evaluated and adjudicated according to the following criteria:

- 8.1 Relevant specifications
- 8.2 Value for money
- 8.3 Capability to execute the contract
- 8.4 PPPFA & associated regulations

9 Service Level Agreement

The award of the tender is subject to the signing of a Service Level Agreement (SLA) between the successful bidder and Stellenbosch Municipality.

10 Centralised Supplier Database

No Bids will be awarded to a bidder who is not registered on the Centralised Supplier Database (CSD).

The CSD supplier number starting with (MAAA) number is automatically generated by the Central Database System after successful registration and validation of a prospective service provider. This number is now a mandatory requirement, as referred to in regulation 14(1) (b) of the Municipal Supply Chain Management Regulations, as part of the listing criteria for accrediting a prospective service provider. Prospective suppliers should self – register on the CSD website at www.csd.gov.za Registration on the CSD will be compulsory in order to conduct business with the STELLENBOSCH MUNICIPALITY. Assistance with CSD Registration can be provided by contacting 021 808 8594 or Nicolene.Hamilton@stellenbosch.gov.za

Centralised Supplier Database No. MAAA.....



8. MBD 4 – DECLARATION OF INTEREST

1. No bid will be accepted from persons in the service of the state¹.
2. Any person, having a kinship with persons in the service of the state, including a blood relationship, may make an offer or offers in terms of this invitation to bid. In view of possible allegations of favouritism, should the resulting bid, or part thereof, be awarded to persons connected with or related to persons in service of the state, it is required that the bidder or their authorised representative declare their position in relation to the evaluating/adjudicating authority and/or take an oath declaring his/her interest.
3. In order to give effect to the above, the following questionnaire must be completed and submitted with the bid:

3.1.	Full Name of bidder or his or her representative								
3.2.	Identity Number								
3.3.	Position occupied in the Company (director, shareholder ² etc.)								
3.4.	Company Registration Number								
3.5.	Tax Reference Number								
3.6.	VAT Registration Number								
3.7.	Are you presently in the service of the state?	YES		NO					
3.7.1.	If so, furnish particulars:								
3.8.	Have you been in the service of the state for the past twelve months?	YES		NO					
3.8.1.	If so, furnish particulars:								

¹ MSCM Regulations: "in the service of the state" means to be –

- a. a member of –
 - i. any municipal council;
 - ii. any provincial legislature; or
 - iii. the National Assembly or the National Council of Provinces;
- b. a member of the board of directors of any municipal entity;
- c. an official of any municipality or municipal entity;
- d. an employee of any national or provincial department, national or provincial public entity or constitutional institution within the meaning of the Public Finance Management Act, 1999 (Act No. 1 of 1999);
- e. an executive member of the accounting authority of any national or provincial public entity; or
- f. an employee of Parliament or a provincial legislature.

² "Shareholder" means a person who owns shares in the company and is actively involved in the management of the company or business and exercises control over the company.



3.9.	Do you have any relationship (family, friend, other) with persons in the service of the state and who may be involved with the evaluation and or adjudication of this bid?	YES		NO	
3.9.1.	If so, furnish particulars:				
3.10.	Are you aware of any relationship (family, friend, other) between a bidder and any persons in the service of the state who may be involved with the evaluation and or adjudication of this bid?	YES		NO	
3.10.1.	If so, furnish particulars:				
3.11.	Are any of the company's directors, managers, principal shareholders or stakeholders in the service of the state?	YES		NO	
3.11.1.	If so, furnish particulars:				
3.12.	Is any spouse, child or parent of the company's directors, managers, principal shareholders or stakeholders in the service of the state?	YES		NO	
3.12.1.	If so, furnish particulars:				
3.13.	Do you or any of the directors, trustees, managers, principal shareholders, or stakeholders of this company have any interest in any other related companies or business whether or not they are bidding for this contract?	YES		NO	
3.13.1.	If so, furnish particulars:				



3.14.	Please provide the following information on ALL directors/shareholders/trustees/members below:		
Full Name and Surname	Identity Number	Personal Income Tax Number	Provide State ³ Employee Number

NB:

a) PLEASE ATTACH CERTIFIED COPY(IES) OF ID DOCUMENT(S)
 b) PLEASE PROVIDE PERSONAL INCOME TAX NUMBERS FOR ALL DIRECTORS / SHAREHOLDERS / TRUSTEES / MEMBERS, ETC.

4. DECLARATION

I, the undersigned (name) _____, certify that the information furnished in paragraph 3 above is correct.

I accept that the state may act against me should this declaration prove to be false.

SIGNATURE		DATE	
NAME OF SIGNATORY			
POSITION			
NAME OF COMPANY			

³ MSCM Regulations: "in the service of the state" means to be –

- a. a member of –
 - i. any municipal council;
 - ii. any provincial legislature; or
 - iii. the National Assembly or the National Council of Provinces;
- b. a member of the board of directors of any municipal entity;
- c. an official of any municipality or municipal entity;
- d. an employee of any national or provincial department, national or provincial public entity or constitutional institution within the meaning of the Public Finance Management Act, 1999 (Act No.1 of 1999);
- e. an executive member of the accounting authority of any national or provincial public entity; or
- f. an employee of Parliament or a provincial legislature.



STELLENBOSCH

STELLENBOSCH • PNIEL • FRANSCHHOEK

MUNISIPALITEIT • UMASIPALA • MUNICIPALITY

9. MBD6.1 – PREFERENCE POINTS CLAIM FORM IN TERMS OF THE PREFERENTIAL PROCUREMENT REGULATIONS 2023 – PURCHASES/SERVICES 80/20

NB:
Before completing this form, bidders must study the general conditions, definitions and directives applicable in respect of B-BBEE, as prescribed in the Preferential Procurement Regulations, 16 January 2023 and the Stellenbosch Preferential Procurement Policy 2025/2026

This preference form must form part of all bids invited. It contains general information and serves as a claim form for preference points for Broad-Based Black Economic Empowerment (B-BBEE) Status Level of Contribution and any other applicable preference

1. GENERAL CONDITIONS

- 1.1 The following preference point systems are applicable to all bids:
- the 80/20 system for requirements with a Rand value of up to R50 000 000 (all applicable taxes included); and
 - the 90/10 system for requirements with a Rand value above R50 000 000 (all applicable taxes included).

- 1.2
- a) The value of this bid is estimated to not exceed R50 000 000 (all applicable taxes included) and therefore the 80/20 preference point system shall be applicable; or

- 1.3 Points for this bid shall be awarded for:

- (a) Price and
- (b) B-BBEE Status Level of Contributor.

- 1.4 The maximum points for this bid are allocated as follows:

	POINTS
PRICE	80
B-BBEE STATUS LEVEL OF CONTRIBUTOR	20
Total points for Price and BBEE (must not exceed 100)	100

- 1.5 Failure on the part of a bidder to submit proof of B-BBEE Status level of contributor together with the bid, will be interpreted to mean that preference points for B-BBEE status level of contribution are not claimed.
- 1.6 Failure on the part of a bidder to submit proof of Locality together with the bid, will be interpreted to mean that preference points for Locality are not claimed. **(N/A)**.
- 1.7 The purchaser reserves the right to require of a bidder, either before a bid is adjudicated or at any time subsequently, to substantiate any claim in regard to preferences, in any manner required by the purchaser.



2. DEFINITIONS

- (a) **“B-BBEE”** means broad-based black economic empowerment as defined in section 1 of the Broad-Based Black Economic Empowerment Act;
- (b) **“B-BBEE status level of contributor”** means the B-BBEE status of an entity in terms of a code of good practice on black economic empowerment, issued in terms of section 9(1) of the Broad-Based Black Economic Empowerment Act;
- (c) **“bid”** means a written offer in a prescribed or stipulated form in response to an invitation by an organ of state for the provision of goods or services, through price quotations, advertised competitive bidding processes or proposals;
- (d) **“Broad-Based Black Economic Empowerment Act”** means the Broad-Based Black Economic Empowerment Act, 2003 (Act No. 53 of 2003);
- (e) **“EME”** means an Exempted Micro Enterprise in terms of a code of good practice on black economic empowerment issued in terms of section 9 (1) of the Broad-Based Black Economic Empowerment Act;
- (f) **“functionality”** means the ability of a tenderer to provide goods or services in accordance with specifications as set out in the tender documents.
- (g) **“Locality”** means the local suppliers and/or service providers that business offices are within the Municipal area of Stellenbosch (WC024).
- (h) **“price”** includes all applicable taxes less all unconditional discounts;
- (i) **“proof of B-BBEE status level of contributor”** means:
- 1) B-BBEE Status level certificate issued by an authorized body or person;
 - 2) A sworn affidavit as prescribed by the B-BBEE Codes of Good Practice;
 - 3) Any other requirement prescribed in terms of the B-BBEE Act;
- (j) **“QSE”** means a qualifying small business enterprise in terms of a code of good practice on black economic empowerment issued in terms of section 9 (1) of the Broad-Based Black Economic Empowerment Act;
- (k) **“Specific goals”** means specific goals as contemplated in section 2(1)(d) of the Act which may include contracting with persons, or categories of persons, historically disadvantaged by unfair discrimination on the basis of race, gender and disability including the implementation of programmes of the Reconstruction and Development Programme as published in Government Gazette No. 16085 dated 23 November 1994;
- (l) **“rand value”** means the total estimated value of a contract in Rand, calculated at the time of bid invitation, and includes all applicable taxes;



3. FORMULAE FOR PROCUREMENT OF GOODS AND SERVICES

4. POINTS AWARDED FOR PRICE

4.1 THE 80/20 OR 90/10 PREFERENCE POINT SYSTEMS

A maximum of 80 or 90 points is allocated for price on the following basis:

80/20 or **90/10**

$$Ps = 80 \left(1 - \frac{Pt - P_{min}}{P_{min}} \right) \text{ or } Ps = 90 \left(1 - \frac{Pt - P_{min}}{P_{min}} \right)$$

Where

- Ps = Points scored for price of bid under consideration
- Pt = Price of bid under consideration
- Pmin = Price of lowest acceptable bid

4.2 FORMULAE FOR DISPOSAL OR LEASING OF STATE ASSETS AND INCOME-GENERATING PROCUREMENT

4.3 POINTS AWARDED FOR PRICE

A maximum of 80 or 90 points is allocated for price on the following basis:

80/20 or **90/10**

$$Ps = 80 \left(1 + \frac{Pt - P_{max}}{P_{max}} \right) \text{ or } Ps = 90 \left(1 + \frac{Pt - P_{max}}{P_{max}} \right)$$

Where

- Ps = Points scored for price of bid under consideration
- Pt = Price of bid under consideration
- Pmax = Price of highest acceptable bid

5. POINTS AWARDED FOR B-BBEE STATUS LEVEL OF CONTRIBUTOR

- 5.1 In terms of Regulation 4 (2) and 5 (2) of the Preferential Procurement Regulations, preference points must be awarded to a bidder for attaining a specific goal specified for the tender
- 5.2 The tendering conditions will stipulate the specific goals, as contemplated in section 2(1)(d)(ii) of the Preferential Procurement Act, be attained.
- 5.3 A maximum of 20 points (80/20 preference points system) or 10 (90/10) preference points system), must be allocated for specific goals. These goals are :
 - (a) contracting with persons, or categories of persons, historically disadvantaged by unfair discrimination on the basis of race, gender or disability;
 - (b) Promotion of enterprises located in the municipal area (WCO24)



5.4 Regarding par 5.3 (a) at least 50% of the 20/10 points must be allocated to promote this goal and points will be allocated in terms of the BBEE scorecard as follows.

B-BBEE Status Level of Contributor	Number of Points for Preference System 80/20 Points	Number of Points for Preference System 90/10 Points
1	20	10
2	18	9
3	16	8
4	12	5
5	8	4
6	6	3
7	4	2
8	2	1
Non-compliant contributor	0	0

5.5 A tenderer must submit proof of its BBEE status level contributor.

5.6 A tenderer failing to submit proof of BBEE status level of contributor –

5.6.1 may only score in terms of the 80/90-point formula for price; and

5.6.2 scores 0 points out of 10/5 BBEE status level of contributor, which is in line with section 2 (1) (d) (i) of the Act, where the supplier or service provider did not provide proof thereof.

5.7 Regarding par 5.3 (b) a maximum of 50% of the 20/10 points must be allocated to promote this goal. Maximum points will be allocated as follows.

Locality of supplier	Number of Points for Preference System 80/20 Points	Number of Points for Preference System 90/10 Points
Within the boundaries of the municipality	N/A	N/A
Outside of the boundaries of the municipality	0	0



6. BID DECLARATION

6.1 Bidders who claim points in respect of B-BBEE Status Level of Contribution and must complete the following:

7. B-BBEE STATUS LEVEL OF CONTRIBUTOR CLAIMED IN TERMS OF PARAGRAPHS 1.4 AND 4.1

7.1 B-BBEE Status Level of Contributor: . =(maximum of 20 points)
 (Points claimed in respect of paragraph 7.1 must be substantiated by relevant proof of B-BBEE status level of contributor.)

7.2 Within the boundaries of Stellenbosch Municipality (WC024)? **(N/A)**.

YES	<input type="checkbox"/>	NO	<input type="checkbox"/>
-----	--------------------------	----	--------------------------

Business Address -

(Points claimed in respect of paragraph 7.2 must be substantiated by relevant proof that the business premises is situated in the Municipal area of Stellenbosch (WC024). A valid municipal account or proof of valid lease agreement or sworn affidavit must be attached). **(N/A)**.

8. SUB-CONTRACTING

8.1 Will any portion of the contract be sub-contracted?
(Tick applicable box)

YES	<input type="checkbox"/>	NO	<input type="checkbox"/>
-----	--------------------------	----	--------------------------

8.1.1 If yes, indicate:

- i) What percentage of the contract will be subcontracted.....%
- ii) The name of the sub-contractor.....
- iii) The B-BBEE status level of the sub-contractor.....
- iv) Whether the sub-contractor is an EME or QSE

(Tick applicable box)

YES	<input type="checkbox"/>	NO	<input type="checkbox"/>
-----	--------------------------	----	--------------------------

v) Specify, by ticking the appropriate box, if subcontracting with an enterprise

Designated Group: An EME or QSE which is at least 51% owned by:	EME √	QSE √
Black people		
Black people who are youth		
Black people who are women		
Black people with disabilities		
Black people living in rural or underdeveloped areas or townships		



STELLENBOSCH

STELLENBOSCH • PNIEL • FRANSCHHOEK

MUNISIPALITEIT • UMASIPALA • MUNICIPALITY

Cooperative owned by black people		
Black people who are military veterans		
OR		
Any EME		
Any QSE		

9. DECLARATION WITH REGARD TO COMPANY/FIRM

9.1 Name of company/firm:.....

9.2 VAT registration number:.....

9.3 Company registration number:.....

9.4 TYPE OF COMPANY/ FIRM

- Partnership/Joint Venture / Consortium
 - One person business/sole propriety
 - Close corporation
 - Company
 - (Pty) Limited
- [TICK APPLICABLE BOX]

9.5 DESCRIBE PRINCIPAL BUSINESS ACTIVITIES

.....

9.6 COMPANY CLASSIFICATION

- Manufacturer
 - Supplier
 - Professional service provider
 - Other service providers, e.g. transporter, etc.
- [TICK APPLICABLE BOX]

9.7 MUNICIPAL INFORMATION

Municipality where business is situated:

Registered Account Number:

Stand Number:.....

9.8 Total number of years the company/firm has been in business:.....

9.9 I/we, the undersigned, who is / are duly authorised to do so on behalf of the company/firm, certify that the points claimed, based on the B-BBE status level of contributor indicated in paragraphs 1.4 and 6.1 of the foregoing certificate, qualifies the company/ firm for the preference(s) shown and I / we acknowledge that:

- i) The information furnished is true and correct;



- ii) The preference points claimed are in accordance with the General Conditions as indicated in paragraph 1 of this form;
- iii) In the event of a contract being awarded as a result of points claimed as shown in paragraphs 1.4 and 6.1, the contractor may be required to furnish documentary proof to the satisfaction of the purchaser that the claims are correct;
- iv) If the B-BBEE status level of contributor/Locality points has been claimed or obtained on a fraudulent basis or any of the conditions of contract have not been fulfilled, the purchaser may, in addition to any other remedy it may have –
 - (a) disqualify the person from the bidding process;
 - (b) recover costs, losses or damages it has incurred or suffered as a result of that person’s conduct;
 - (c) cancel the contract and claim any damages which it has suffered as a result of having to make less favourable arrangements due to such cancellation;
 - (d) recommend that the bidder or contractor, its shareholders and directors, or only the shareholders and directors who acted on a fraudulent basis, be restricted by the National Treasury from obtaining business from any organ of state for a period not exceeding 10 years, after the *audi alteram partem* (hear the other side) rule has been applied; and
 - (e) forward the matter for criminal prosecution.

SIGNATURE OF BIDDER(S):			
WITNESS 1:		WITNESS 2:	
DATE:			
ADDRESS:			



PLEASE COMPLETE IN FULL YOUR OWN AFFIDAVIT TO CLAIM POINTS

SWORN AFFIDAVIT – B-BBEE EXEMPTED MICRO ENTERPRISE – GENERAL (DRAFT EXAMPLE)
(DO NOT USE. USE NEW/APPLICABLE TEMPLATE)

I, the undersigned,

Full name & Surname	
Identity number	

Hereby declare under oath as follows:

1. The contents of this statement are to the best of my knowledge a true reflection of the facts.
2. I am a Member / Director / Owner (Select one) of the following enterprise and am duly **NB!** authorised to act on its behalf:

Enterprise Name:	
Trading Name (If Applicable):	
Registration Number:	
Vat Number (If applicable)	
Enterprise Physical Address:	
Type of Entity (CC, (Pty) Ltd, Sole Prop etc.):	
Nature of Business:	
Definition of “Black People”	<p>As per the Broad-Based Black Economic Empowerment Act 53 of 2003 as Amended by Act No 46 of 2013 “Black People” is a generic term which means Africans, Coloureds and Indians –</p> <p>(a) who are citizens of the Republic of South Africa by birth or descent; or</p> <p>(b) who became citizens of the Republic of South Africa by naturalisation-</p> <p style="margin-left: 20px;">i. before 27 April 1994; or</p> <p style="margin-left: 20px;">ii. on or after 27 April 1994 and who would have been entitled to acquire citizenship by naturalization prior to that date;”</p>



Definition of “Black Designated Groups”	<p>“Black Designated Groups means:</p> <ul style="list-style-type: none"> (a) unemployed black people not attending and not required by law to attend an educational institution and not awaiting admission to an educational institution; (b) Black people who are youth as defined in the National Youth Commission Act of 1996; (c) Black people who are persons with disabilities as defined in the Code of Good Practice on employment of people with disabilities issued under the Employment Equity Act; (d) Black people living in rural and under developed areas; (e) Black military veterans who qualifies to be called a military veteran in terms of the Military Veterans Act 18 of 2011;”
--	---

3. I hereby declare under Oath that:

- The Enterprise is _____ % Black Owned using the flow-through principle as per Amended Code Series 100 of the Amended Codes of Good Practice issued under section 9 (1) of B-BBEE Act No 53 of 2003 as Amended by Act No 46 of 2013,
- The Enterprise is _____ % Black Female Owned as per Amended Code Series 100 of the Amended Codes of Good Practice issued under section 9 (1) of B-BBEE Act No 53 of 2003 as Amended by Act No 46 of 2013,
- The Enterprise is _____ % Black Designated Group Owned as per Amended Code Series 100 of the Amended Codes of Good Practice issued under section 9 (1) of B-BBEE Act No 53 of 2003 as Amended by Act No 46 of 2013,
- Black Designated Group Owned % Breakdown as per the definition stated above:
 - Black Youth % = _____ %
 - Black Disabled % = _____ %
 - Black Unemployed % = _____ %
 - Black People living in Rural areas % = _____ %
 - Black Military Veterans % = _____ %
- Based on the Audited Financial Statements/Financial Statements and other information available on the latest financial year-end of _____ (DD/MM/YYYY), the Revenue was R10,000,000.00 (Ten Million Rands) or less **NB!**
- Please Confirm on the below table the B-BBEE Level Contributor, **by ticking the applicable box.**

100% Black Owned	Level One (135% B-BBEE procurement recognition level)	
At least 51% Black Owned	Level Two (125% B-BBEE procurement recognition level)	
Less than 51% Black Owned	Level Four (100% B-BBEE procurement recognition level)	



STELLENBOSCH

STELLENBOSCH • PNIEL • FRANSCHHOEK

MUNISIPALITEIT • UMASIPALA • MUNICIPALITY

4. I know and understand the contents of this affidavit and I have no objection to take the prescribed oath and consider the oath binding on my conscience and on the Owners of the Enterprise which I represent in this matter.

5. The sworn affidavit will be valid for a period of 12 months from the date signed by commissioner.

Deponent Signature: _____

Date : _____

NB! ORIGINALLY CERTIFIED/ NOT COPY

Commissioner of Oaths

Signature & stamp

Date:

EXAMPLE OF POINT SCORING AND ALLOCATION OF PREFERENCE POINTS (80/20) WHERE LOCALITY AS A GOAL IS INCLUDED. STELLENBOSCH PREFERENTIAL PROCUREMENT POLICY.

BIDDER	PRICE	BBBEE LEVEL (VALID)	BUSINESS PREMISES (IN WC024)
TENDERER A	R 80 000	1	NO
TENDERER B	R 75 000	1	YES
TENDERER C	R 70 000	2	NO

BIDDER	PRICE POINTS (Out of 80)	BBBEE POINTS (Out of 10)	LOCALITY POINTS (Out of 10)	TOTAL POINTS (Out of 100)
TENDERER A	68.57	10	0	78.57
TENDERER B	74.29	10	10	94.29
TENDERER C	80	9	0	89



STELLENBOSCH

STELLENBOSCH • PNIEL • FRANSCHHOEK

MUNISIPALITEIT • UMASIPALA • MUNICIPALITY

10. MBD 8 – DECLARATION OF BIDDER’S PAST SUPPLY CHAIN MANAGEMENT PRACTICES

1. This Municipal Bidding Document must form part of all bids invited.
2. It serves as a declaration to be used by municipalities and municipal entities in ensuring that when goods and services are being procured, all reasonable steps are taken to combat the abuse of the supply chain management system.
3. The bid of any bidder may be rejected if that bidder, or any of its directors have:
 - 3.1. abused the municipality’s / municipal entity’s supply chain management system or committed any improper conduct in relation to such system;
 - 3.2. been convicted for fraud or corruption during the past five years;
 - 3.3. willfully neglected, reneged on or failed to comply with any government, municipal or other public sector contract during the past five years; or
 - 3.4. been listed in the Register for Tender Defaulters in terms of section 29 of the Prevention and Combating of Corrupt Activities Act (No 12 of 2004).
4. In order to give effect to the above, the following questionnaire must be completed and submitted with the bid.

4.1	Is the bidder or any of its directors listed on the National Treasury’s database as a company or person prohibited from doing business with the public sector? <i>(Companies or persons who are listed on this database were informed in writing of this restriction by the National Treasury after the audi alteram partem rule was applied).</i>	Yes	No
4.1.1	If so, furnish particulars:		
4.2	Is the bidder or any of its directors listed on the Register for Tender Defaulters in terms of section 29 of the Prevention and Combating of Corrupt Activities Act (No 12 of 2004)? <i>(To access this Register enter the National Treasury’s website, www.treasury.gov.za, click on the icon “Register for Tender Defaulters” or submit your written request for a hard copy of the Register to facsimile number (012) 3265445).</i>	Yes	No
4.2.1	If so, furnish particulars:		
4.3	Was the bidder or any of its directors convicted by a court of law (including a court of law outside the Republic of South Africa) for fraud or corruption during the past five years?	Yes	No



STELLENBOSCH

STELLENBOSCH • PNIEL • FRANSCHHOEK

MUNISIPALITEIT • UMASIPALA • MUNICIPALITY

4.3.1	If so, furnish particulars:		
4.4	Does the bidder or any of its directors owe any municipal rates and taxes or municipal charges to the municipality / municipal entity, or to any other municipality / municipal entity, that is in arrears for more than three months?	Yes	No
4.4.1	If so, furnish particulars:		
4.5	Was any contract between the bidder and the municipality / municipal entity or any other organ of state terminated during the past five years on account of failure to perform on or comply with the contract?	Yes	No
4.5.1	If so, furnish particulars:		

5. CERTIFICATION

I, the undersigned (full name), _____, certify that the information furnished on this declaration form true and correct.

I accept that, in addition to cancellation of a contract, action may be taken against me should this declaration prove to be false.

SIGNATURE:		NAME (PRINT):	
CAPACITY:		DATE:	
NAME OF FIRM:			



11. MBD 9 – CERTIFICATE OF INDEPENDENT BID DETERMINATION

1. This Municipal Bidding Document (MBD) must form part of all bids invited.
2. Section 4 (1) (b) (iii) of the Competition Act No. 89 of 1998, as amended, prohibits an agreement between, or concerted practice by, firms, or a decision by an association of firms, if it is between parties in a horizontal relationship and if it involves collusive bidding (or bid rigging).⁴ Collusive bidding is a *per se* prohibition meaning that it cannot be justified under any grounds.
3. Municipal Supply Regulation 38 (1) prescribes that a supply chain management policy must provide measures for the combating of abuse of the supply chain management system, and must enable the accounting officer, among others, to:
 - 3.1. take all reasonable steps to prevent such abuse;
 - 3.2. reject the bid of any bidder if that bidder or any of its directors has abused the supply chain management system of the municipality or municipal entity or has committed any improper conduct in relation to such system; and
 - 3.3. cancel a contract awarded to a person if the person committed any corrupt or fraudulent act during the bidding process or the execution of the contract.
4. This MBD serves as a certificate of declaration that would be used by institutions to ensure that, when bids are considered, reasonable steps are taken to prevent any form of bid-rigging.
5. In order to give effect to the above, the attached Certificate of Bid Determination (MBD 9) must be completed and submitted with the bid:

CERTIFICATE OF INDEPENDENT BID DETERMINATION:

In response to the invitation for the bid made by:

STELLENBOSCH MUNICIPALITY

I, the undersigned, in submitting the accompanying bid, hereby make the following statements that I certify to be true and complete in every respect:

1. I have read and I understand the contents of this Certificate;
2. I understand that the accompanying bid will be disqualified if this Certificate is found not to be true and complete in every respect;
3. I am authorized by the bidder to sign this Certificate, and to submit the accompanying bid, on behalf of the bidder;
4. Each person whose signature appears on the accompanying bid has been authorized by the bidder to determine the terms of, and to sign, the bid, on behalf of the bidder;
5. For the purposes of this Certificate and the accompanying bid, I understand that the word "competitor" shall include any individual or organization, other than the bidder, whether or not affiliated with the bidder, who:

⁴ Bid rigging (or collusive bidding) occurs when businesses, that would otherwise be expected to compete, secretly conspire to raise prices or lower the quality of goods and / or services for purchasers who wish to acquire goods and / or services through a bidding process. Bid rigging is, therefore, an agreement between competitors not to compete.



STELLENBOSCH

STELLENBOSCH • PNIEL • FRANSCHHOEK

MUNISIPALITEIT • UMASIPALA • MUNICIPALITY

- 5.1. has been requested to submit a bid in response to this bid invitation;
 - 5.2. could potentially submit a bid in response to this bid invitation, based on their qualifications, abilities or experience; and
 - 5.3. provides the same goods and services as the bidder and/or is in the same line of business as the bidder
6. The bidder has arrived at the accompanying bid independently from, and without consultation, communication, agreement or arrangement with any competitor. However communication between partners in a joint venture or consortium⁵ will not be construed as collusive bidding.
7. In particular, without limiting the generality of paragraphs 6 above, there has been no consultation, communication, agreement or arrangement with any competitor regarding:
- 7.1. prices;
 - 7.2. geographical area where product or service will be rendered (market allocation)
 - 7.3. methods, factors or formulas used to calculate prices;
 - 7.4. the intention or decision to submit or not to submit, a bid;
 - 7.5. the submission of a bid which does not meet the specifications and conditions of the bid; or
 - 7.6. bidding with the intention not to win the bid.
8. In addition, there have been no consultations, communications, agreements or arrangements with any competitor regarding the quality, quantity, specifications and conditions or delivery particulars of the products or services to which this bid invitation relates.
9. The terms of the accompanying bid have not been, and will not be, disclosed by the bidder, directly or indirectly, to any competitor, prior to the date and time of the official bid opening or of the awarding of the contract.
10. I am aware that, in addition and without prejudice to any other remedy provided to combat any restrictive practices related to bids and contracts, bids that are suspicious will be reported to the Competition Commission for investigation and possible imposition of administrative penalties in terms of section 59 of the Competition Act No. 89 of 1998 and or may be reported to the National Prosecuting Authority (NPA) for criminal investigation and or may be restricted from conducting business with the public sector for a period not exceeding ten (10) years in terms of the Prevention and Combating of Corrupt Activities Act No. 12 of 2004 or any other applicable legislation.

SIGNATURE:		NAME (PRINT):	
CAPACITY:		DATE:	
NAME OF FIRM:			

⁵ Joint venture or Consortium means an association of persons for the purpose of combining their expertise, property, capital, efforts, skill and knowledge in an activity for the execution of a contract.



12. MBD 10 – CERTIFICATE FOR PAYMENT OF MUNICIPAL SERVICES

DECLARATION IN TERMS OF CLAUSE 112(1) OF THE MUNICIPAL FINANCE MANAGEMENT ACT (NO.56 OF 2003)

I, _____, _____ (full name and ID no.), hereby acknowledge that according to SCM Regulation 38(1)(d)(i), the Municipality may reject the tender of the tenderer if any municipal rates and taxes or municipal service charges owed by the Tenderer or any of its directors/members/partners to the Stellenbosch Municipality, or to any other municipality or municipal entity, are in arrears for more than 3 (three) months.

I declare that I am duly authorised to act on behalf of _____ (name of the firm) and hereby declare, that to the best of my personal knowledge, neither the firm nor any director/member/partner of said firm is in arrears on any of its municipal accounts with any municipality in the Republic of South Africa, for a period longer than 3 (three) months.

I further hereby certify that the information set out in this schedule and/or attachment(s) hereto is true and correct. The Tenderer acknowledges that failure to properly and truthfully complete this schedule may result in the tender being disqualified, and/or in the event that the tenderer is successful, the cancellation of the contract.

PHYSICAL BUSINESS ADDRESS(ES) OF THE TENDERER	MUNICIPAL ACCOUNT NUMBER

FURTHER DETAILS OF THE BIDDER’S Director / Shareholder / Partners, etc.:

Director / Shareholder / partner	Physical address of the Business	Municipal Account number(s)	Physical residential address of the Director / shareholder / partner	Municipal Account number(s)

NB: Please attach certified copy (ies) of ID document(s) and Municipal Accounts If the entity or any of its Directors/Shareholders/Partners, etc. rents/leases premises, a copy of the rental/lease agreement or sworn affidavit must be submitted with this tender.

- PLEASE SUBMIT MUNICIPAL ACCOUNTS FOR THE FOLLOWING TWO MONTHS AFTER BID CLOSURE TO THE RELEVANT SCM PRACTITIONER SHOULD THE BID NOT BE AWARDED YET.

Signature	Position	Date



STELLENBOSCH

STELLENBOSCH • PNIEL • FRANSCHHOEK

MUNISIPALITEIT • UMASIPALA • MUNICIPALITY

13. COMPENSATION FOR OCCUPATIONAL INJURIES AND DISEASES ACT, 1993 (ACT 130 OF 1993)

COMPENSATION FOR OCCUPATIONAL INJURIES AND DISEASES ACT, 1993 (ACT 130 OF 1993)

Stellenbosch Municipality has legal duty in terms of Section 89 of the said Act to ensure that all contractors with whom agreements are entered into for the execution of work are registered as employers in accordance with the provisions of this Act and that all the necessary assessments have been paid by the contractor.

In order to enter into this agreement, the following information is needed regarding the above-mentioned:

Contractor's registration number with the office of the Compensation Commissioner:

NOTE:
A copy of the latest receipt together with a copy of the relevant assessment OR a copy of a valid Letter of Good Standing must be handed in, in this regard.

PRINT NAME:			
CAPACITY:		Name of firm	
SIGNATURE:		DATE:	



14. FORM OF INDEMNITY

INDEMNITY

Given by (Name of Company) _____
of (registered address of Company) _____
a company incorporated with limited liability according to the Company Laws of the Republic of South Africa (hereinafter called the Contractor), represented herein by (Name of Representative) _____
_____ in his capacity as (Designation) _____
of the Contractor, is duly authorised hereto by a resolution dated _____ /20____,
to sign on behalf of the Contractor.

WHEREAS the Contractor has entered into a Contract dated _____ / 20____,
with the Municipality who require this indemnity from the Contractor.

NOW THEREFORE THIS DEED WITNESSES that the Contractor does hereby indemnify and hold harmless the Municipality in respect of all loss or damage that may be incurred or sustained by the Municipality by reason of or in any way arising out of or caused by operations that may be carried out by the Contractor in connection with the aforementioned contract; and also in respect of all claims that may be made against the Municipality in consequence of such operations, by reason of or in any way arising out of any accidents or damage to life or property or any other cause whatsoever; and also in respect of all legal or other expenses that may be incurred by the Municipality in examining, resisting or settling any such claims; for the due performance of which the Contractor binds itself according to law.

SIGNATURE OF CONTRACTOR:	
DATE:	
SIGNATURE OF WITNESS 1:	
DATE:	
SIGNATURE OF WITNESS 2:	
DATE:	



PART B – SPECIFICATIONS AND PRICING SCHEDULE



15. SPECIFICATIONS

1. GENERAL

1.1. Introduction and Background

Stellenbosch Municipality wants to appoint a 1st successful service provider and a 2nd service provider to supply, deliver, install and repair Park equipment and steel street furniture for WC024 for the duration of the contract period ending 30 June 2029.

This section of the tender document will discuss general specifications and technical specifications for each item. General Specifications must be read in conjunction with the relevant specifications for each item and in accordance with the drawings. Tenderers shall comply with these specifications unless otherwise directed. All drawings/sketches are to scale unless otherwise stated. Pricing on each line item in both Schedule A and Schedule B must be market related.

1.2. Scope

This specification covers Stellenbosch Municipality’s requirements for the supply, delivery, installation and repair of steel playpark equipment and steel park furniture. The following work is envisaged: supply of plant and equipment, using labour (unskilled labour must be 100% obtained within WC024) and resources, welding, machining etc.

- Subcontracting must be indicated.
- Successful bidder must have own insurance and liability.
- Fabrication of standard steelwork infrastructure
- Steel playground equipment
- Supply of various standard steel profiles
- Corrosion protection of steelwork, including, Hot dipped galvanising, painting of steel, powder coating of steel
- Consumables and other, fasteners and bearing
- Minor civil works (installation of concrete foundations, grouting, paving)
Repairs to existing equipment

1.3. Standards

Apart from the various material-specific codes references below, all playground equipment should comply to the requirements set out in **SANS 51176 – Playground equipment and surfacing, Parts 1-11**.

2. STEELWORK

It is the responsibility of the Tenderer to ensure that all equipment is safe, secure and stable once installed. The wall thicknesses and weld sizes shown below are minimum sizes and the Tenderer must ensure that a thicker wall or thicker weld is provided if deemed necessary. Any discrepancies in the specifications or drawings should be pointed out to Stellenbosch municipality representative.

2.1. Material Properties

All steelworks shall conform to the requirements of SANS 657 Part 1: 2011 and SANS 50025: 2009, unless specified otherwise.

PRINT NAME:			
CAPACITY:		Name of firm	
SIGNATURE:		DATE:	



**All steelwork has a minimum wall thickness of 3.5mm, unless otherwise shown.
Circular hollow sections (CHS)**

Unless otherwise specified, all circular hollow sections (also referred to as pipes in this document) shall be made of hot-dip galvanized steel pipes. Steel pipes shall have a minimum yield strength and ultimate tensile strength as shown in the table below:

Outside diameter [mm]	Wall thickness [mm]	Minimum yield strength [MPa]	Ultimate tensile strength [MPa]
< 60.3	All thicknesses	200*	Not specified
60.3	< 3	200*	Not specified
> 60.3	≥ 3	355**	470

*" commercial quality steel", sometimes referred to as mild steel **" structural steel"

Square / Rectangular hollow sections (RHS)

Unless otherwise specified, all square / rectangular pipework shall be made of hot-dip galvanized steel tubing. Steel tubing shall have a minimum yield strength and ultimate tensile strength as shown in the table below:

Wall thickness [mm]	Minimum yield strength [MPa]	Ultimate tensile strength [MPa]
< 3	200	Not specified
≥ 3	355	470

Base plates, end plates and miscellaneous steel

Unless otherwise specified, all steel used for base plates and end plates shall have a minimum yield strength of 200 MPa.

2.2. Hot-dip galvanizing

All steelworks shall be hot dip galvanized in accordance with the requirements of SANS 121: 2011. The metal structure shall be prepared with all drilling, welding, punching, cutting, bending and other forming processes completed prior to galvanising. **No pre-galvanized steel shall be used.**

Minimum coating thicknesses shall be as per the table below (taken from SANS 121):

Article and its thickness	Local coating thickness (minimum) [µm]	Local coating mass (minimum) [g/m ²]	Mean coating thickness (minimum) [µm]	Local coating mass (minimum) [g/m ²]
Steel > 6 mm	70	505	85	610
Steel > 3 to ≤ 6 mm	55	395	70	505
Steel > 1.5 to ≤ 3 mm	45	325	55	395
Steel < 1.5 mm	35	250	45	325

Hot-dip galvanisers shall hold the certification mark for SANS 121, which can be requested by the Stellenbosch Municipality. Before galvanising all surfaces of the metalwork shall be thoroughly cleaned of all scale and rust by shot blasting in accordance with SANS 10064: 2011 or by pickling and then fluxed ready for galvanizing.

PRINT NAME:			
CAPACITY:		Name of firm	
SIGNATURE:		DATE:	



The zinc coating shall be even and continuous over all surfaces, free of bare spots, dull or rough patches, blisters or other imperfections. The zinc coating shall show no signs of peeling and shall be uniform in thickness.

Sufficient venting and drainage holes should be provided on all manufactured steel to allow an even coating on the members (inside and outside), to reduce costs and to prevent undue distortion of the metal structures. The Hot Dip Galvanizers Association of South Africa can be contacted for guidelines on the size and extent of drainage and venting holes.

Drainage and vent hole sized should preferably be 25% of the internal diameter for sections yielding a maximum cross-sectional area of 180cm². This percentage can be dependent on the shape of the fabrication and consultation with the galvanizer is advised.

Should it be found that galvanizing on an item does not confirm to the requirements of the SANS 121 specification, the Tenderer may be instructed to have all suspect structures re-galvanized at his own costs.

Where repairs to the galvanizing are required, the total uncoated areas for renovation shall not exceed 0,5 % of the total surface area of the component. Each uncoated area for renovation shall not exceed 10 cm². If uncoated areas are larger, the article containing such areas shall be galvanized, unless otherwise agreed between the purchaser and the galvanizer.

Only zinc-rich epoxies, such as Galvpatch, Zincfix, or similar approved two component zinc rich epoxy products, shall be used for repairs to damaged zinc-coats (such as in areas where anchor bolt nuts have been welded to base plates). The coating thickness on the renovated areas shall be a minimum of 100 mm unless the purchaser advises the galvanizer otherwise, for example, when the galvanized surface is to be over-coated and the thickness for renovated areas is to be the same as for the hot dip galvanized coating. The coating on the renovated areas shall be capable of giving sacrificial protection to the steel to which it is applied. Zinc rich sprays shall not be used.

2.3. Painting

Packaging

All coating materials shall be delivered in the manufacturer's original, sealed containers of maximum 25-liter capacity, clearly marked with the following:

- Manufacturer's name.
- Product Brand and Reference Number.
- Batch Number, which may incorporate the date of manufacture.
- Date of manufacture, unless already incorporated in the batch number.
- Abbreviated instructions for storage and use of the material, which shall include mixing ratios of components for multi-component materials, minimum temperature of application, method of application, and minimum and maximum overcoating times where applicable.

All materials in a paint system shall be purchased from one paint manufacturer.

2.4. Surface preparation

Preparation and application of organic coatings on hot-dip galvanizing shall be done in accordance with the Hot Dip Galvanizers Association Southern Africa's Code of Practice for Surface Preparation and Application of Organic Coatings. Hot-dip galvanized surfaces to be painted shall **not be passivated** and shall be free from white rust and shall be cleaned with an approved water based galvanizing cleaner using non-metallic abrasive pads until a "water break free" surface is obtained. The surface shall then be thoroughly rinsed with clean potable water to remove all residues and dried immediately prior to painting. Where necessary to obtain adhesion a sweep blast of the surface shall be done after cleaning.

PRINT NAME:			
CAPACITY:		Name of firm	
SIGNATURE:		DATE:	



Primer

New hot-dip galvanized surfaces shall be primed with one coat of calcium plumbate primer with a minimum dry film thickness (dft) of 25 mm.

2.5. Stripe coats

All edges, crevices and welds shall be provided with at least one stripe coat. This coat shall, preferably, be the same as the primer, but can be the same as the topcoat.

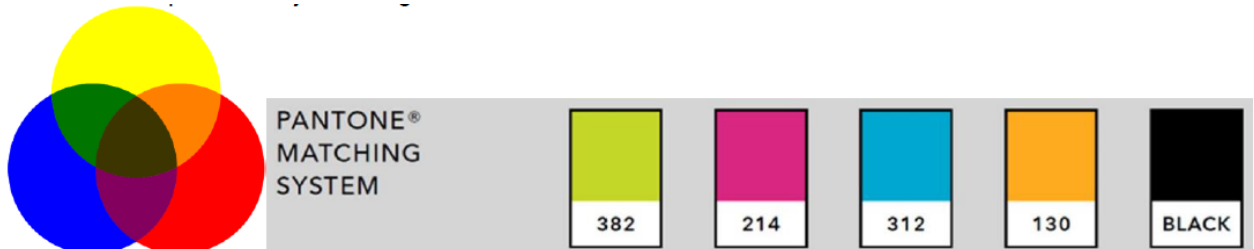
Painting

Paints shall be applied strictly in accordance with the manufacturer's instructions by tradesmen skilled in this class of work. At least two final (top) coats of high gloss enamel paint, each with a minimum DFT of 40 mm and complying to SANS 630:2020, shall be applied in the color specified for each item. The primer coat and one coating of the final color shall be applied in the workshop with the final coating being applied on site. The tenderer to state products and brands used for both primer and final topcoat.

No final paint coats shall be applied on site under the following conditions:

- the conditions are windy or dusty;
- the surface temperature is less than 10 °C;
- the surface temperature is less than 3 °C above dew point;
- the surface temperature is above 35 °C;
- the conditions are contrary to the manufacturer's recommendations;
- The relative humidity is 85% or above.

All items to be painted in single or multi colours: **Way Blue, Signal Red, Brilliant Green and Golden Yellow.** As well as, as and when requested: Project manager to inform contractor of what colour scheme to use.



2.6. Protection on Site

Proper and adequate use of cover sheets and other means shall be made to protect the existing paintwork from damage and from metal dust and sparks when welding, grinding, and wire brushing on site. Similarly, effective steps shall be taken to prevent spillage or splashing or other damage to floors, walls and equipment when painting on site and any damage or mess caused shall be corrected at the Contractor's cost. Contractor is responsible for liability and safety of his team on site.

Optional request: Powder coating

Powder coating for various pieces of equipment can be requested by the Client from time to time.

Powder coating shall be done within 12 hours of the hot-dip galvanising process. Care shall be taken to ensure that surfaces are clean. Zinc phosphate may be used to pre-treat surfaces, to increase adhesion if required. Steel surfaces shall be pre-heated and then covered by a microstructure paint powder (superdurable polyester) applied electrostatically. Particular care shall be taken to cover all sharp edges

PRINT NAME:			
CAPACITY:		Name of firm	
SIGNATURE:		DATE:	



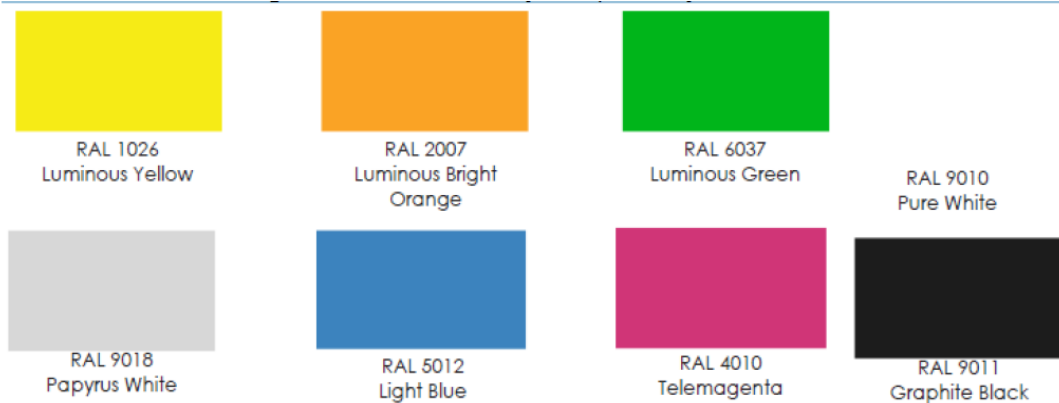
STELLENBOSCH

STELLENBOSCH • PNIEL • FRANSCHHOEK

MUNISIPALITEIT • UMASIPALA • MUNICIPALITY

properly and to avoid pinholing in the final product. The paint shall be applied and baked as per the suppliers recommendations. The paint finish shall have an impact resistance of 5.65 J on cold rolled steel plated and a scratch resistance of 2.0kg.

The minimum thickness of powder coatings must be 60 mm of porous-free coating on corners and edges. On visible surfaces it must have an average coating thickness of at least 70 mm. All coat thicknesses must be measured according to ISO 2360. Powder coatings will be in one color only as requested by the client and will be RAL colors as below:



2.7. Welding and manufacturing Standards

Standards complying with good modern practice, and acceptable to the Engineer, shall be adopted. These include the following:	Arc welding carbon and carbon manganese steelwork.
BS EN 1011	
BS 4677	Arc welding austenitic stainless-steel pipework.
BS 2633	Class 1 Arc welding of steel pipework.
BS 2971	Class II Arc welding of steel pipework.
BS 806	Design and construction of ferrous piping in connection with land boilers (used for arc welding specification of all pipe flanges).

Welders shall be coded welders and experienced competent artisans approved in accordance with BS 4872. **Welding procedures and welder’s performance qualifications must be submitted in writing to Stellenbosch Municipality representative and approved prior to the start of welding.**

Continuous welding and elimination of crevices

Welding shall be continuous on all sides of any joint. All crevices, including those arising from welding on one side only, shall be eliminated. This requirement applies to the welding of all metals and, in this respect, it should be noted that welding deformation results from incorrect welding procedure rather than from continuous welding.

In special cases only, non-continuous welding might be approved in writing by the Stellenbosch municipality representative. The resulting crevices shall be sealed with either a coal tar product which can be applied at thicknesses of up to 1 000 mm such as Carboline Bitumastic 50 or equivalent; or a two-part solvent free epoxy which can be applied at thicknesses of up to 600 mm such as Sigma line 523 or equivalent.

PRINT NAME:			
CAPACITY:		Name of firm	
SIGNATURE:		DATE:	



STELLENBOSCH

STELLENBOSCH • PNIEL • FRANSCHHOEK

MUNISIPALITEIT • UMASIPALA • MUNICIPALITY

Weld appearance

Welding shall be free of blowholes, projections, pinholes, splatter and undercuts and all welding flux shall be removed. All weld spatter and other sharp imperfections shall be removed prior to abrasive blasting. Prior to hot dip galvanizing, weld beads with a surface irregularity exceeding 3 mm or with sharp crests having a radius under 2 mm shall be ground.

Site welding

Site welding or any welding shall be avoided as far as possible for new equipment and shall only be undertaken with the approval of the Stellenbosch municipality representative. In general, site welds for new equipment should only be considered where it is required to weld nuts to base plates to prevent vandalism. In such cases, the damaged area around the weld should be treated as per the relevant paragraphs.

Weld size and type

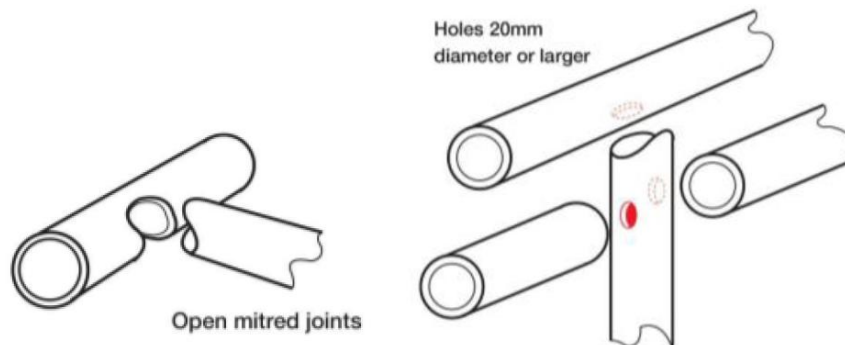
All welds to be full penetration welds. Minimum weld sizes shall be as shown in the table below:

Base metal thickness [mm]	Minimum size of weld [mm]
T < 6	3
6 < T < 12	5
12 < T < 20	6

General

Welding after hot-dip galvanizing is **not acceptable**, except where nuts are to be welded to base plates to prevent vandalism, or when repairing existing equipment.

Closed sections must never be incorporated in any fabrication. Sections should be interconnected using open mitred joints. Alternatively interconnected holes should be drilled before fabrication.



All open pipes ends shall be fully closed, either by steel capping or sealed crumpling and shall be ground smooth. Joints between all pipework shall be mitred. A slight degree of flattening the ends is allowable but should not exceed 10mm out of round when measured end on. The intent must be to ensure a profiled end on any pipe which allows a small (+ - 2mm) acceptable gap for welding when placed in position with it mating component. Multiple welds to fill gaps is not acceptable. **All welds shall be ground smooth.**

PRINT NAME:			
CAPACITY:		Name of firm	
SIGNATURE:		DATE:	



2.8. TIMBER

Any timber used shall be well seasoned, flat Meranti free from knots, cracks or splinters and shall have been treated with raw Linseed oil or equivalent. Timber used for the slide side guides shall be planned smoothly.

2.9. FASTENERS AND ANCHOR BOLTS

Corrosion Protection

All anchor bolts, bolts, nuts and washers utilised in the construction of any item of equipment shall be hot dip galvanized in accordance with **SANS 121: 2011**.

Minimum coating thicknesses shall be as per the table below (taken from SANS 121):

Articles with threads and its thickness	Local coating thickness (minimum) [µm]	Local coating mass (minimum) [g/m ²]	Mean coating thickness (minimum) [µm]	Local coating mass (minimum) [g/m ²]
> 6 mm diameter	40	285	50	360
≤ 6 mm diameter	20	145	25	180

Anchor Bolts

All anchor bolts shall have a minimum yield stress of 200 MPa. Only L-shaped anchor bolts shall be used. Anchor bolts shall be embedded into concrete by a minimum of 250mm, unless stated otherwise, have a minimum hook length of 50mm and have a minimum diameter of 16mm, unless otherwise stated. **No anchor bolts shall be welded to steel reinforcement.**



EXAMPLE OF ANCHOR BOLT

SCALE 1: NTS

PRINT NAME:			
CAPACITY:		Name of firm	
SIGNATURE:		DATE:	



Only one washer shall be fitted under each anchor nut. No washers, wedges or distance pieces shall be fitted between the concrete base and steel base plate of any item. All base plate holes shall be drilled as specified on the individual play equipment plans.

While casting and curing the concrete base, anchor bolts must be held in place using a template.



EXAMPLE OF ANCHOR BOLTS WITH TEMPLATE
SCALE 1: NTS

Bolts

Where connections are to be made on site, bolted connections shall be used as far as possible. All bolts and nuts shall be grade 8.8. Bolts are to be welded onto endplates/baseplates after tightening. All areas around the welds should be adequately cleaned and treated with a zinc rich epoxy, as specified after which it should be painted,

Base plates

Base plates may not be installed directly onto the concrete foundations. A 30mm thick layer of non-shrink grout shall be installed under all baseplates. The following shall apply:

- Only non-shrink free-flowing grout shall be used.
- The grout shall have a minimum 1-day compressive strength of 30 MPa;
- Grout shall be a minimum of 30mm thick, and no more than 35mm thick.
- The edges of the grout shall be chamfered at 45°.

Bolt threads shall pass completely through the nut. After bolting tight, no bolt anywhere on the structure shall protrude more than two thread pitches above the nut. Bolts are to be welded onto baseplates after tightening. All areas around the welds should be adequately cleaned and treated with a zinc rich epoxy, as specified in the relevant paragraph.

The bolt holes in base plates should exceed the diameter of the anchor bolt by 6 mm.

Anchor bolts for baseplates for the following equipment shall each be fitted with a lock washer (hot dip galvanized):

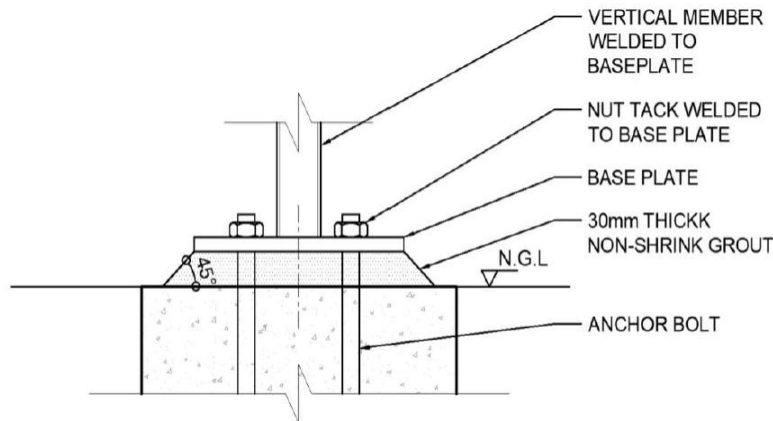
- See-saw (2- and 4-seater);
- Joy wheel;
- Whirling platform;

PRINT NAME:			
CAPACITY:		Name of firm	
SIGNATURE:		DATE:	



2.10. CONCRETE SURFACE BEDS AND FOUNDATIONS

Excavations for surface beds:



Box cutting refers to excavating bases including the labour thereof and the removal of the excavated material. The bottom of the base shall be well-compacted using a hand tamper.

Tenderers shall note that any soil excavated for concrete bases shall be removed by the Tenderer unless permission is given to leave it on site.

Thereafter a subbase of G5 gravel, compacted to 125mm thick, shall be laid and rolled smooth. Tenderers shall ensure that any concrete applied shall not cover the steel base plates.

A layer of 100mm thickness concrete shall be mixed and poured to create the surface (as per the mixing properties below). A Steel mesh (Ref 100, 4mm thickness) shall be inserted for additional strength.

All concrete bases shall be edged with 73mm red Clay face-brick pavers or E1 Kerbing, set in cement and level with the finished surface. Pavers are to be set on a 100mm concrete bed and haunched on both sides to satisfaction of Council's representative.

Tenderers shall note that any soil excavated for concrete bases shall be removed by the Tenderer unless permission is given to leave it on site.

Excavations for foundations/bases:

Box cutting refers to excavating bases including the labour thereof and the removal of the excavated material. The bottom of the base shall be well-compacted using a hand tamper.

Tenderers shall note that any soil excavated for concrete bases shall be removed by the Tenderer unless permission is given to leave it on site.

Material properties

All concrete foundations and surface beds shall have a minimum 28-day compressive strength of 25MPa. A concrete mixing ratio of 1:3:3 (cement:sand:stone) (by volume) can be used as a guideline. All concrete

PRINT NAME:			
CAPACITY:		Name of firm	
SIGNATURE:		DATE:	



STELLENBOSCH

STELLENBOSCH • PNIEL • FRANSCHHOEK

MUNISIPALITEIT • UMASIPALA • MUNICIPALITY

foundations shall be given a setting period of 7 days in summer and 14 days in winter before the installation of any play equipment. The size of the stone aggregate used shall be 20mm.

Reinforcement

Foundations for the following equipment shall be reinforced with steel reinforcing as per the relevant drawings:

- See saw (2-seater)
- See saw (4-seater)
- Joy wheel
- Whirling platform

The reinforcement shall be bent and fixed in a regular pattern and be square with bars in other directions, as shown below. Where bars overlap, a minimum lap of length of 400 mm shall be provided.



All reinforcement shall be high tensile with a minimum yield strength of 450MPa. **No reinforcement shall be welded.** Reinforcement bars shall be tied using steel binding wire.

Cover to reinforcing bars should be minimum 75 mm from the bottom and 50 mm from the top and sides. Plastic cover (spacing) blocks shall be used to ensure adequate cover.

Curing

All wet cast concrete shall be cured by wetting the exposed concrete and covering with a plastic sheet for 3 days, as a minimum. Under more severe weather conditions (high wind, high heat, low humidity), the contractor shall ensure that additional measures are in place to cure the concrete.

PRINT NAME:			
CAPACITY:		Name of firm	
SIGNATURE:		DATE:	



General

Ensure that levels of surroundings are shaped to ensure drainage away from surface beds. For concrete surface bed the final surface shall be level with the surroundings, sloped to ensure drainage to the perimeter, and no higher than the bottom of the steel base.

All surface beds shall be edged with 73mm red Clay face-brick pavers set in cement and be level with the finished concrete surface.

On surface beds with any dimension larger than 3.0 m (such as for swings) saw-cut joints must be provided at spacings of maximum 3.0 m or 30 times the slab thickness, whichever is smaller. Saw-cuts to be provided such that the ratio of the long edge vs the short edge of each sawn panel does not exceed 2:1. Saw-cuts shall be ¼ the depth of the surface bed.

The Tenderer to provide all materials required to do the work inclusive of their own water supply.

2.11. ASPHALT BASES

Box cutting refers to excavating bases including the labour thereof and the removal of the excavated material. Where the Tenderer is required to provide a ASPHALT base he shall construct it to the size specified and to the following specifications:

Excavate to a depth of 155mm. After removal of the soil for the asphalt base, the excavated base area shall be treated with a soil sterilant to reduce the growth of weeds.

Thereafter a subbase of G5 gravel, compacted to 125mm thick, shall be laid and rolled smooth. Tenderers shall ensure that any asphalt applied shall not cover the steel base plates.

Subbase to be treated with a prime coat (Invert Bitumen emulsion).

Asphalt base of 30mm shall be hand applied and rolled, continuously graded, fine asphalt surfacing. All asphalt bases shall be edged with 73mm red Clay face-brick pavers or E1 Kerbing, set in cement and level with the finished tarmac surface. Pavers are to be set as a 100mm concrete bed and haunched on both sides to satisfaction of Council’s representative.

Tenderers shall note that any soil excavated for asphalt bases shall be removed by the Tenderer unless permission is given to leave it on site.

The Tenderer to provide all materials required to do the work inclusive of their own water supply.

2.12. SITE CLEARANCE

All waste material shall be removed offsite by the Tenderer and disposed of at an approved council dumpsite. This refers to any material, e.g. rubble, debris, soil, plant material etc. that needs to be removed. This may also include the levelling of the site in preparation.

2.13. INSPECTION OF WORK AND MARKING OF EQUIPMENT

The Tenderer must contact Stellenbosch Municipality representative and give him 48 hours notification of intention to commence work on site. The Council reserves the right to inspect any item of equipment at any stage of fabrication or erection at either the Tenderer’s works or at the playground concerned.

PRINT NAME:			
CAPACITY:		Name of firm	
SIGNATURE:		DATE:	



Each asset shall be marked legibly, permanently and in a position visible from the ground level with at least the following:

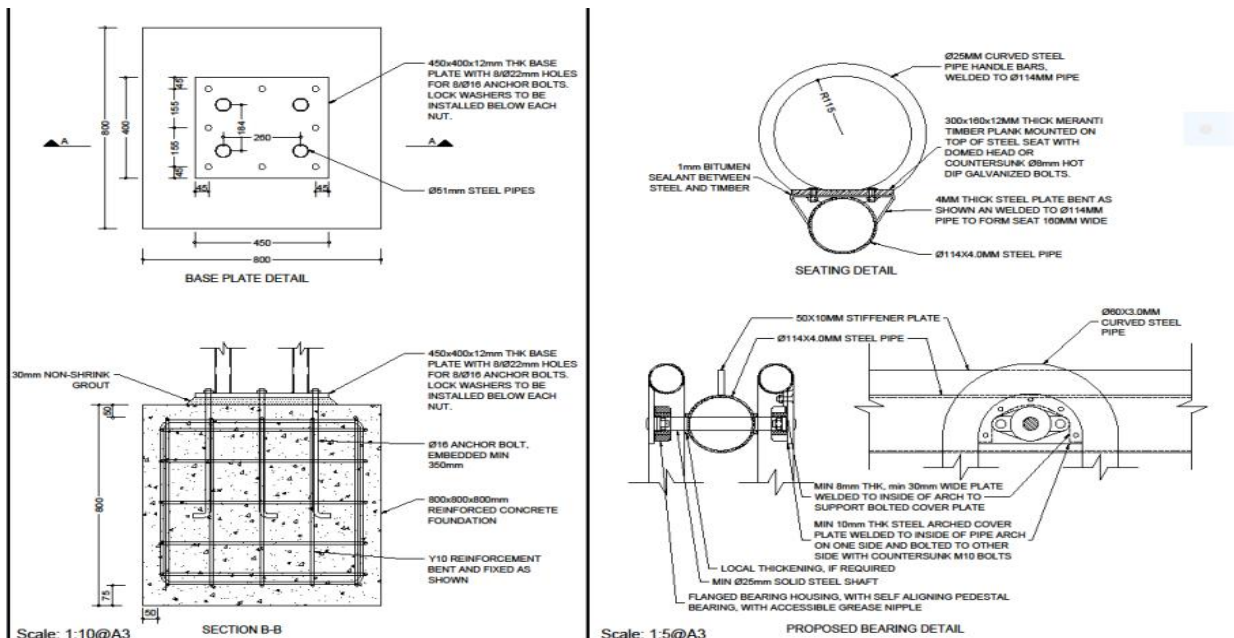
- name, address and telephone number of manufacturer
- equipment reference and year of manufacture

All equipment must be inspected by a Stellenbosch municipality representative after final coating prior to installation.

After installation of the play equipment, the official must sign off the equipment as acceptable.

The Tenderer shall take precautions to safeguard from injury whilst the equipment is being erected and shall provide a night watchman/guard until such time as the equipment is safe for use, when and where needed.

Should the vendor be concerned regarding the safety of themselves or anyone in their employ at the Council site while on official duty, they need to contact the relevant municipal representer.



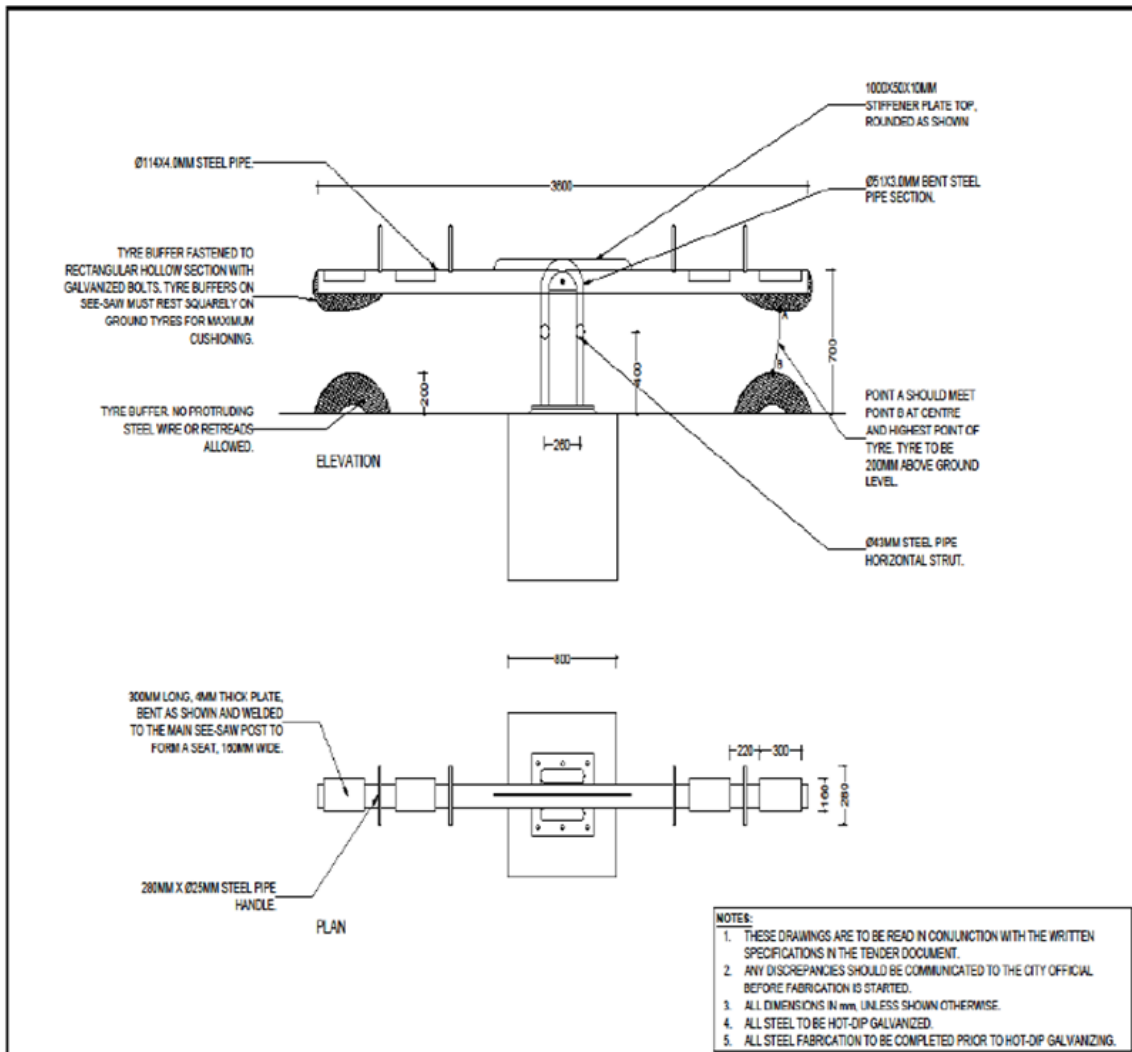
PRINT NAME:			
CAPACITY:		Name of firm	
SIGNATURE:		DATE:	



STELLENBOSCH

STELLENBOSCH • PNIEL • FRANSCHHOEK

MUNISIPALITEIT • UMASIPALA • MUNICIPALITY



BEAM AND FITTINGS

The beam shall be a 3.6m long x 114mm diameter x 4.0mm wall thickness steel pipe. A 1000 x 50 x 10mm stiffener rib shall be welded vertically to the top centre line of the beam in the middle of the span. The reinforcing rib shall be curved at either end and shall have all sharp edges removed.

Two/four round hand grips shall be bent using Ø25mm steel pipe and welded to the main beam as shown. Two/four seats made from 4mm thick steel plate bent as shown shall be welded to the main beam, one behind each hand grip. The upper surface of the steel seat shall be treated with 1mm thick bitumen sealant, after which a 300x160x12mm thick Meranti timber plank shall be installed on top. Each plank shall be fixed to the steel seat with 4no Ø8mm hot dip galvanized bolts (either domed head or countersunk).

PRINT NAME:			
CAPACITY:		Name of firm	
SIGNATURE:		DATE:	



A Ø25mm solid steel shaft shall be fixed through the beam at mid length, so serve as the pivot of the see-saw. The beam shall be locally thickened around the shaft protrusion. Two flanged bearing housings shall be fitted to either end of the solid shaft and fixed to the centre bearing support (described below). Each bearing housings shall be fitted with a Ø25mm self-aligning pedestal bearing, including an accessible grease nipple.

A locking device to lock the beam in either of the fully tilted positions shall be provided, fitted near the pivot centre. The beam shall be closed off at the ends. Cut and shaped motor car tyre buffers shall be folded over and bolted at either end of the beam.

CENTRE BEARING SUPPORT

A beam support structure shall be made of two bent Ø60x3.0mm steel pipes, to form two arches as shown, each with two support legs. A Ø51mm steel pipe shall be fixed horizontally between the respective legs 400mm above the ground level.

A 10mm thick steel plate shall be welded to the outside of one of the two column arches. On the inside of the other arch, a 8mm thk steel plate strip (min 30mm wide) shall be welded to support a 10mm thick cover plate (similar in size to the welded one on the other side). This plate shall be fixed to the support strip with 5no M8 countersunk bolts. A flanged bearing housing shall be fixed to each of these two plates with domed headed M12 bolts, so that the main beam sits parallel to the curved arch columns. The bearing base shall be robustly constructed to prevent failure due to side sway of the beam.

The overall height of the beam above ground and in the horizontal position shall be 700mm.

The column legs shall be welded and joined at their base to a 450x400x12mm thick base plate. The base plate shall have eight Ø22mm holes for eight Ø16mm anchor bolts, drilled symmetrically as shown.

FINISH

The complete structure shall be finished as per colours specified in the general specifications.

INSTALLATION

The concrete foundation shall be 800x800x800 in size with eight Ø16 mm anchor bolts embedded at least 350mm into the concrete. A steel reinforcement cage using Y10 bars, shall be installed in the concrete foundation as shown on the drawing. The base plate shall be installed on a 30mm thick non-shrink grout layer.

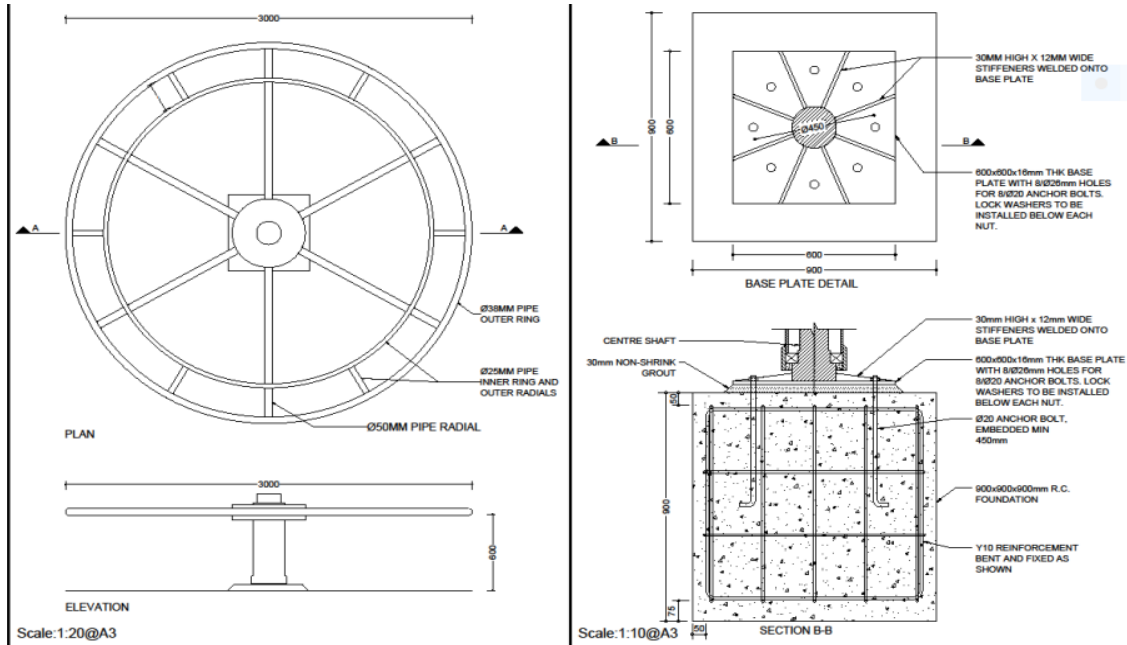
The tarmac base shall be 5,5m x 1,70m om size with the See-Saw centrally positioned.

Two motor car tyres shall be set into the tarmac base, one at either end of the beam to act as bump stops. The tyres should be set in such a way that the lowest point of the rotating see-saw arm hits the ture at its highest point in the centre. Care should be taken to only select tyres that are in good condition and have no protruding steel wires. No rethreads shall be allowed

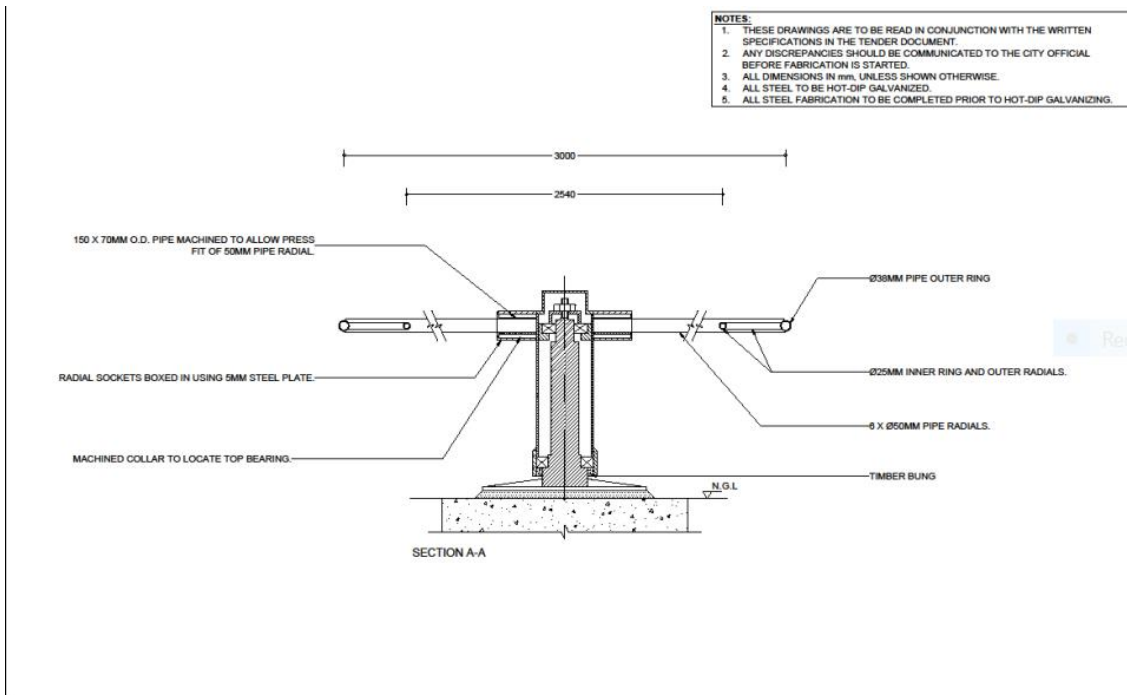
PRINT NAME:			
CAPACITY:		Name of firm	
SIGNATURE:		DATE:	



2.15. SPECIFICATION FOR JOY WHEEL



- NOTES:**
1. THESE DRAWINGS ARE TO BE READ IN CONJUNCTION WITH THE WRITTEN SPECIFICATIONS IN THE TENDER DOCUMENT.
 2. ANY DISCREPANCIES SHOULD BE COMMUNICATED TO THE CITY OFFICIAL BEFORE FABRICATION IS STARTED.
 3. ALL DIMENSIONS IN mm, UNLESS SHOWN OTHERWISE.
 4. ALL STEEL TO BE HOT-DIP GALVANIZED.
 5. ALL STEEL FABRICATION TO BE COMPLETED PRIOR TO HOT-DIP GALVANIZING.



PRINT NAME:			
CAPACITY:		Name of firm	
SIGNATURE:		DATE:	



WHEEL

The inner and outer rings shall be welded to the pipe radials. The pipe radials, in turn, shall be welded to the top of the pivot casing. The wheel shall be installed 600mm above ground level.

- Outer ring diameter - 3000mm
- Outer ring pipe diameter - Ø 38mm
- Inner ring diameter - 2540mm
- Inner ring pipe diameter - Ø 25mm
- Number of radial pipes - 6no
- Radial pipe diameter - Ø 50mm

CENTRE SHAFT AND BEARINGS

The centre pivot shaft shall be solid steel, machined to accommodate the bearings. This shaft shall be welded vertically to a 600 x 600 x 16 mm base plate with 8no x 30 x 12 mm steel diagonal stiffeners. Eight Ø 26 mm symmetrically spaced holes shall be drilled at a diameter of 450 mm to accommodate the Ø 20 mm anchor bolts.

Limiting bearing sizes shall be:

- Top - ID not less than 60 mm
- Bottom - ID not less than 89 mm

The bearings shall be:

- Top - Taper roller thrust bearing
- Bottom - Angular contact ball thrust bearing
- Provision shall be made to allow for bearing adjustment when necessary.

BEARING HOUSING

This shall be a suitably sized, thick-walled pipe welded and machined to accommodate the centre shaft bearings in collars. Grease nipples shall be provided in easily accessible positions for lubrication of both bearings. The top bearing shall be covered with a weatherproof bolted down cover plate to facilitate easy bearing access. The bottom bearing shall be sealed with an approved dust seal.

The radial arms shall be welded to the top of the bearing housing. The method of gusseting and welding these radial arms to the bearing housing shall ensure rigidity and strength and be to the approval of the Council inspector. It is preferable that the radials be joined as shown on Drawing SP_TSS/DP/03.

After fully pressing the radial arms into the machined tubes they shall be welded in place.

Tenders shall ensure that sufficient provision is made to ensure that no distortion of the machine bearing collars takes place when the top radial arm assembly is welded.

FINISH

The complete structure shall be finished as per colours specified in the general specifications.

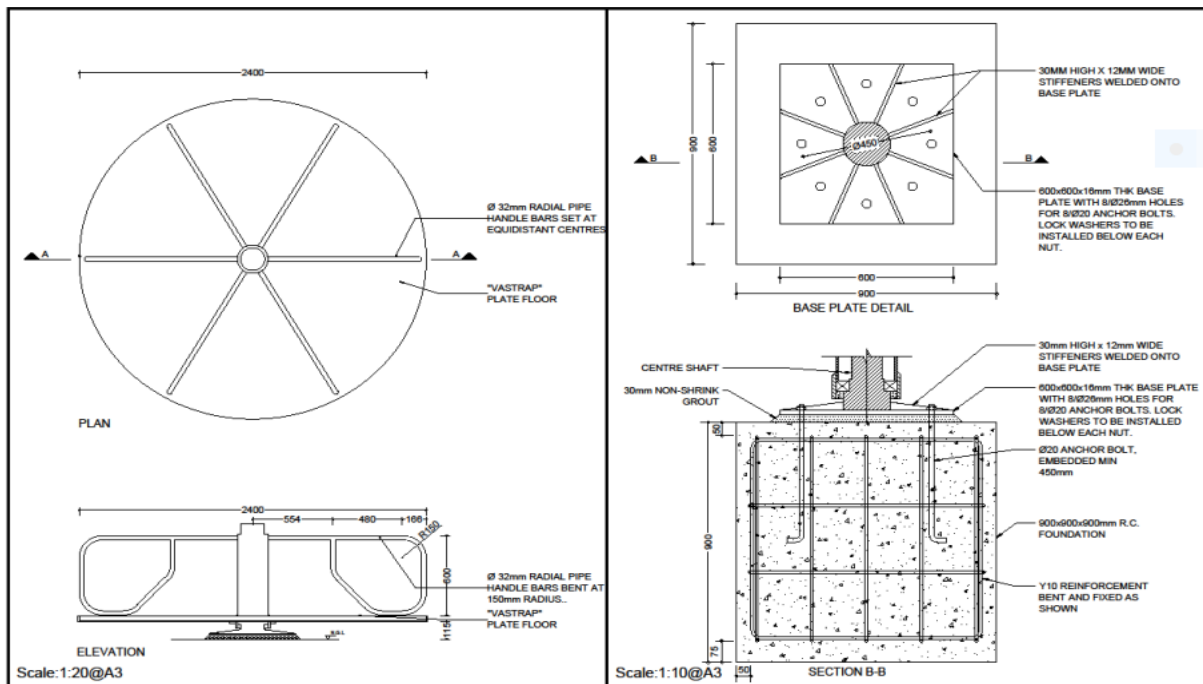
PRINT NAME:			
CAPACITY:		Name of firm	
SIGNATURE:		DATE:	



INSTALLATION

The concrete foundation shall be 900 x 900 x 900 in size with eight Ø 20 mm anchor bolts embedded at least 450mm into the concrete. A steel reinforcement cage using Y10 bars, shall be installed in the concrete foundation as shown on the drawing. The base plate shall be installed on a 30mm thick non-shrink grout layer. The tarmac base shall be circular with a diameter of 5,5 m.

2.16. SPECIFICATION FOR WHIRLING PLATFORM



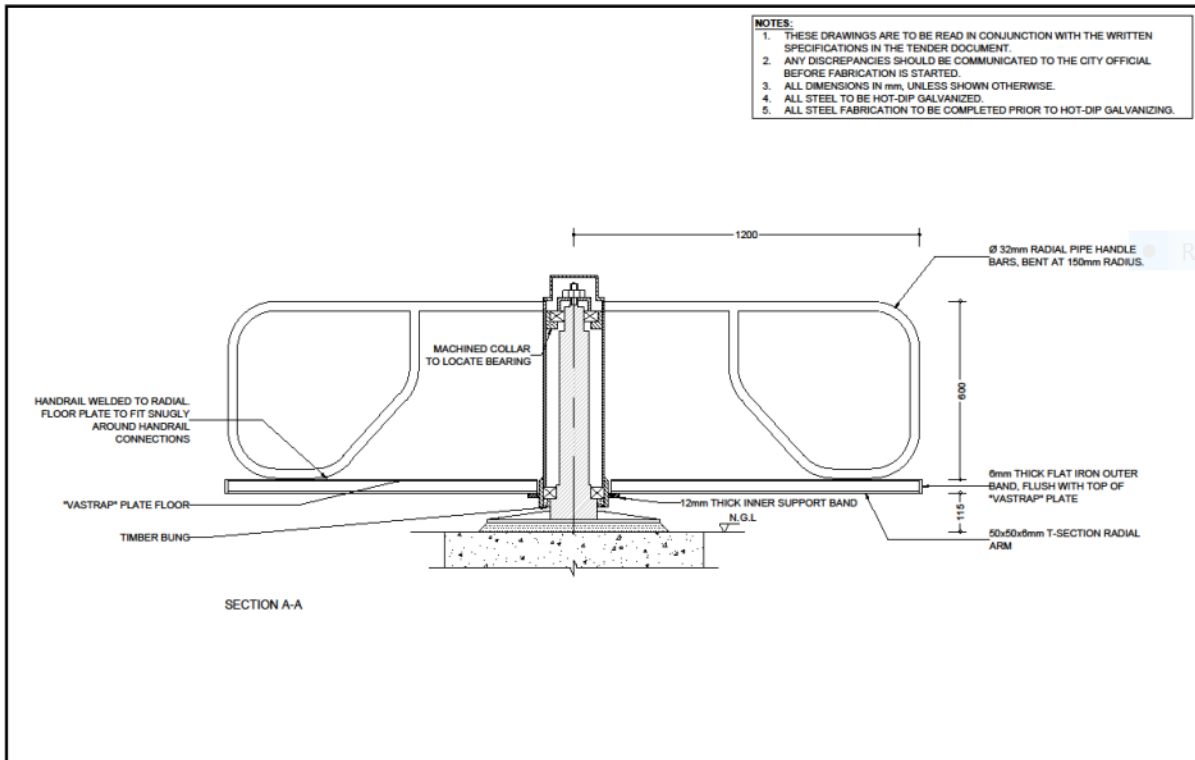
PRINT NAME:			
CAPACITY:		Name of firm	
SIGNATURE:		DATE:	



STELLENBOSCH

STELLENBOSCH • PNIEL • FRANSCHHOEK

MUNISIPALITEIT • UMASIPALA • MUNICIPALITY



A manufacturing proposal, different to what is described below, may be proposed by the Supplier, for a Whirling Platform of similar dimensions, subject to approval by Stellenbosch municipality official.

PLATFORM

This shall be 2.4m in diameter and constructed from six 50 x 50 x 6mm T-section radial arms radiating from the centre the pivot post welded to a 6mm flat iron outer band, flush with both the bottom of the T-section and top of the floor. On the inside the radial arms shall be supported by a 12mm thick inner band welded to the bearing cover.

50 x 38 x 10mm steel lugs, suitably drilled and tapped, shall be welded at a maximum pitch of 350mm to the bottom face of the outer band to support the flooring.

The floor shall be of 4.5mm Checker ("Vastrap") plate. The Supplier should minimize the number of plates used. The plates should be sufficiently welded to the supporting structure using continuous welds, ground smooth.

HANDRAILS

Handrails, shapes as shown on the drawing, shall be Ø32mm pipes welded to the bearing housing on the inside and the radial arms on the outside. The floor plate shall fit snugly around.

PRINT NAME:			
CAPACITY:		Name of firm	
SIGNATURE:		DATE:	



CENTRE SHAFT AND BEARINGS

The centre pivot shaft shall be solid steel, machined to accommodate the bearings. This shaft shall be welded vertically to a 600 x 600 x 16 mm base plate with 8no x 30 x 12 mm steel diagonal stiffeners. Eight Ø26 mm symmetrically spaced holes shall be drilled at a diameter of 450 mm to accommodate the Ø 20 mm anchor bolts.

Limiting bearings sizes shall be:

- Top - ID not less than 60mm
- Bottom - ID not less than 89mm
- The bearings shall be:
- Top - Taper roller thrust bearing
- Bottom - Angular contact ball thrust bearing

Provision shall be made to allow for bearing adjustments when necessary.

BEARING HOUSING

This shall be a suitably sized thick-walled pipe welded and machined to accommodate the centre shaft bearings in collars.

Grease nipples shall be provided in easily accessible positions for lubrication of both bearings. The top bearing shall be covered with a weatherproof, bolted down cover plate to facilitate easy bearing access. The bottom shall be sealed with an approved dust cover.

Tenderers shall ensure that sufficient provision is made to ensure that no distortion of the machined bearing collars takes place when the radials or top lugs are welded in place.

FINISH

The complete structure shall be finished as per colours specified in the general specifications

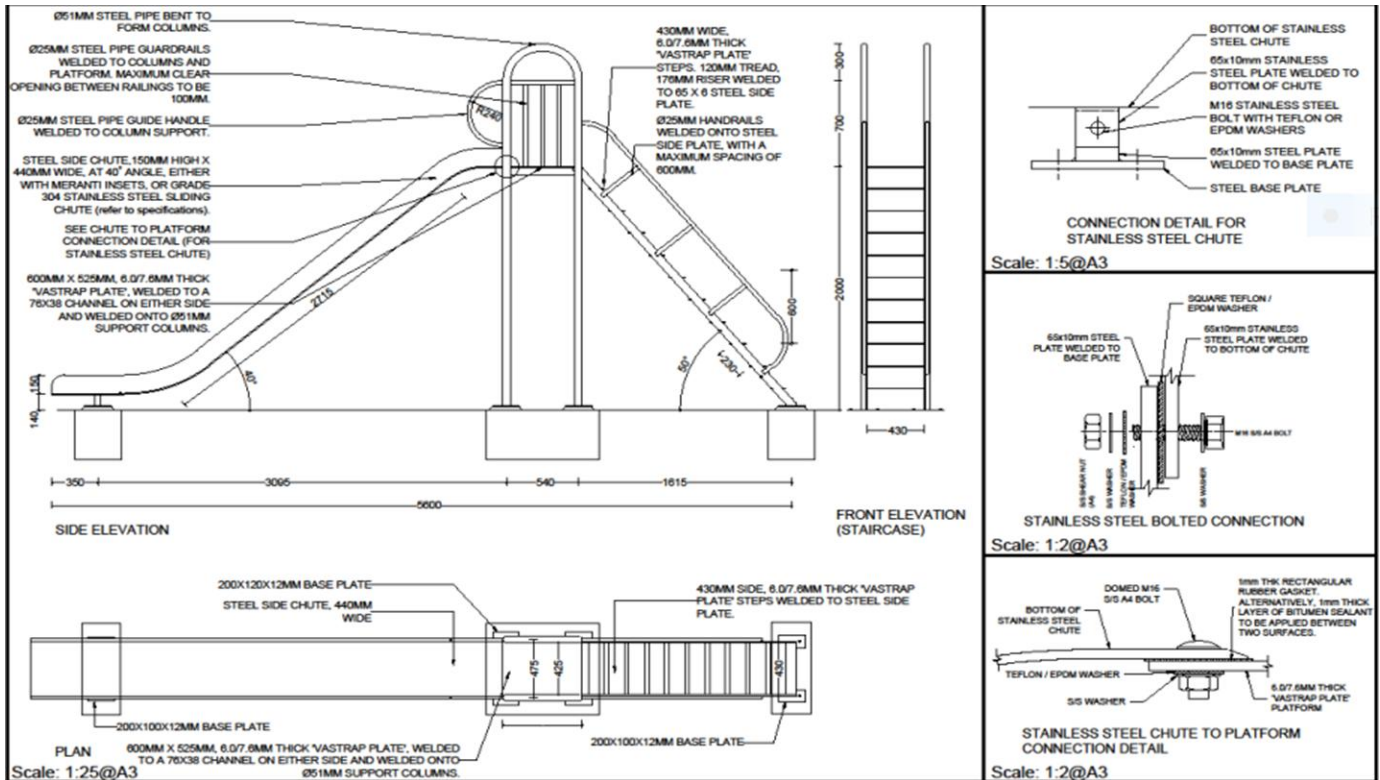
INSTALLATION

Clearance between the underside of the platform and ground level shall be 115mm after installation. The concrete foundation shall be 900 x 900 x 900 in size with eight Ø20 mm anchor bolts embedded at least 450mm into the concrete. A steel reinforcement cage using Y10 bars, shall be installed in the concrete foundation as shown on the drawing. The base plate shall be installed on a 30mm thick non-shrink grout layer. The asphalt base shall be circular with a diameter of 5,5 m.

PRINT NAME:			
CAPACITY:		Name of firm	
SIGNATURE:		DATE:	



2.17. SPECIFICATION FOR SLIDES (LARGE AND SMALL) (Large – platform 2.0m high) & (Small – platform 1.45m high)



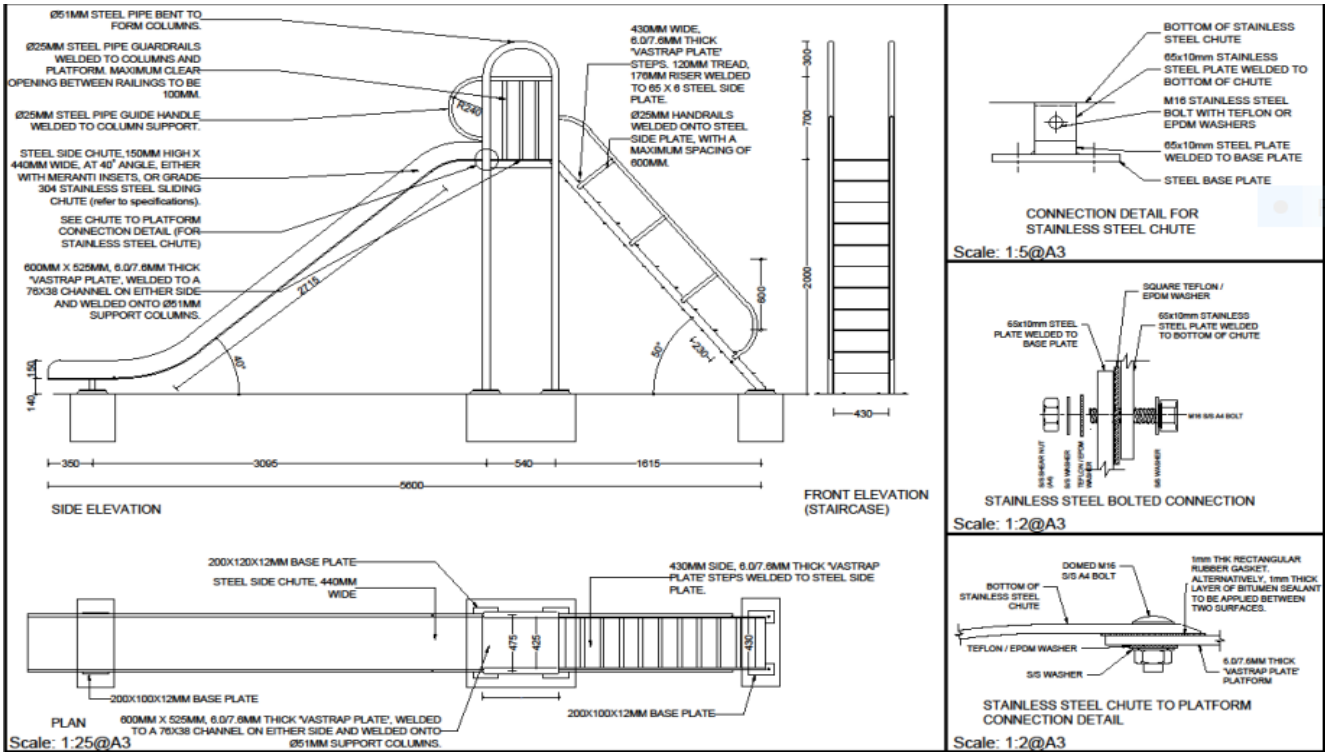
PRINT NAME:			
CAPACITY:		Name of firm	
SIGNATURE:		DATE:	



STELLENBOSCH

STELLENBOSCH • PNIEL • FRANSCHHOEK

MUNICIPALITEIT • UMASIPALA • MUNICIPALITY



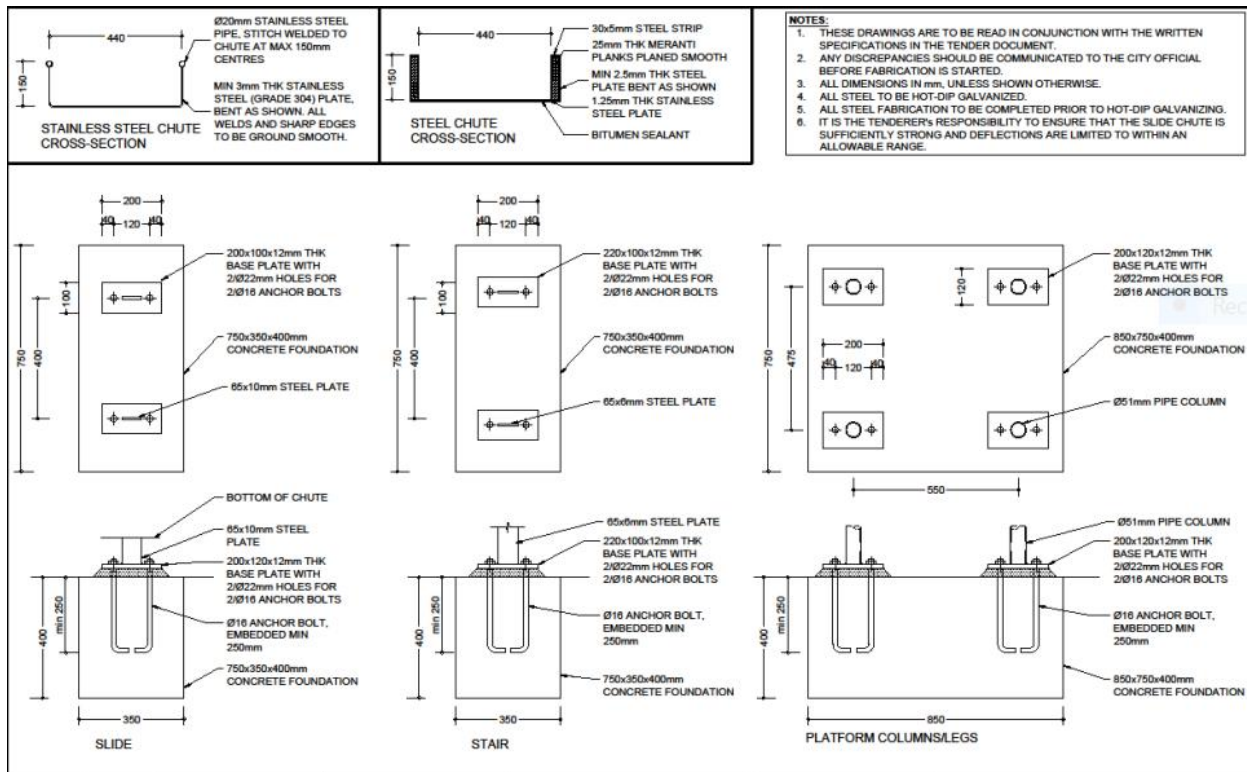
PRINT NAME:			
CAPACITY:		Name of firm	
SIGNATURE:		DATE:	



STELLENBOSCH

STELLENBOSCH • PNIEL • FRANSCHHOEK

MUNICIPALITEIT • UMASIPALA • MUNICIPALITY



PRINT NAME:			
CAPACITY:		Name of firm	
SIGNATURE:		DATE:	



ACCESS LADDER

The ladder shall be made from 65 x 6 mm flat steel sides having 430x120x(7.6 over 6mm) “Vastrap” Plate steps, with the steps welded between them with a rise of 176 mm. The ladder shall have a pitch of 50°.

Hand railings on the ladder shall be Ø25mm pipe. The handrails shall be positioned such that the vertical height between the top of the centre of each tread and the top of the handrail is 600mm. Each rail shall be welded to three Ø25mm pipe stanchions evenly spaced along the length of the ladder. The stanchions shall be welded to the 65x6mm ladder plate supports by a weld at least 50mm long on either side of the pipe.

The access ladder can either be bolted to the platform frame using 16mm hot dip galvanized bolts, or welded to the platform frame.

BASE PLATES

A 220x120x12mm baseplate shall be welded to each Ø50mm column leg.
 A 220x100x12mm baseplate shall be welded to each 65x6mm steel plate stair support.
 A 220x100x12mm baseplate shall be welded to each 65x10mm slide chute support.
 Each baseplate shall be drilled symmetrically to accommodate two Ø16mm anchor bolts. Each bolt hole shall be Ø22mm.

SLIDING CHUTE

Two different chute types can be specified by Stellenbosch Municipality Official:

a) Steel and stainless-steel chute with Meranti timber sides

The chute slide shall be 2,5 mm (12 gauge) sheet steel plate, bent as shown on the respective drawings. The chute shall level off for the last 550mm (large) / 250mm (small) of its length. Any joints shall be fillet welded and ground smooth. This chute shall be hot-dip galvanized. The sides of the chute shall be 150 mm high.

The full base sliding surface of the chute shall be covered with 1,25 mm (18 gauge) 304 stainless steel plate, preferably without any joints. If jointing takes place a full weld length, ground smooth, is required. This plate shall be curled around the discharge lip of the steel chute.

Stainless steel Ø3.2mm rivets, running either side and the full slide length, shall attach the stainless steel slide to the steel chute. Prior to fitting the stainless-steel slide, a 1 mm thick coating of bitumen sealer compound shall be applied between the steel chute and stainless slide to prevent the ingress of water.

The chute can either be bolted to the platform frame using 16mm hot dip galvanized bolts or welded to the platform frame.

The slide to platform top joint shall be covered with a 2,5 mm (12 gauge) stainless steel cover plate suitably bent and held in place by 38 x 6 mm flat steel strips countersunk to take Ø8 mm countersunk bolts, three per side. This cover plate shall be 440 mm wide and shall extend 150 mm into the chute and 75 mm onto the platform.

25 mm thick planed Meranti timber shall be attached on top of the stainless steel slide and against the chute sides. This timber shall be fully coated on all contact surfaces with a bitumen sealer compound and shall follow the shape of steel slide sides. It shall be fastened down, using a minimum of 44 x 6 mm cup headed hot-dip galvanized bolts for each side. The cup head of each bolt shall be countersunk into the wood, ensuring it to be flush with the wood surface. The bolts shall be peened over at the nut. The final width of the slide shall be 440mm on the inside.

PRINT NAME:			
CAPACITY:		Name of firm	
SIGNATURE:		DATE:	



STELLENBOSCH

STELLENBOSCH • PNIEL • FRANSCHHOEK

MUNISIPALITEIT • UMASIPALA • MUNICIPALITY

The top edge of the timber shall be covered with a 30 x 5 mm steel strip screwed down using countersunk brass screws at 150 mm pitch. On any curved portion of this strip the screw pitch shall be 50 mm. All edges shall be ground smooth.

No openings or gaps, however slight, shall exist between the timber and this top strip.

A pair of 65x10 mm steel plate legs shall be welded underneath the chute and onto 200x100x12mm base plates. The legs shall be positioned 350 mm from the discharge end of the chute for the large slide, and 250mm for the small slide.

The installed height of the bottom of the slide above the ground level shall be 140mm.

b) Stainless steel chute

The chute shall be of similar dimensions as described in (a) above but shall be made entirely of stainless steel (gauge 304). The chute shall be made of minimum 3.0mm thick plate. If jointing takes place a full weld length, ground smooth, is required.

The plate shall be curled around the discharge lip of the stainless-steel chute. A Ø 18mm stainless steel pipe shall be stitch welded (max 150mm centres) to the top of each side of the slide plate to form a smooth hand grip.

A pair of 65x10 mm stainless steel plate legs (with Ø 18mm hole) shall be welded underneath the chute. The legs shall be positioned on either side of the chute, 350 mm from the discharge end of the chute for the large slide, and 250mm for the small slide. Similarly, short 65mmx10mm steel plate legs shall be welded onto two 200x100x12mm steel base plates. A M16 stainless steel bolt, with Teflon or EPDM washers, shall be used to connect each of the stainless-steel leg plates (welded to the bottom of the chute) to the steel leg plates (welded to the base plate). A square teflon or EPDM washer shall be installed between the stainless steel and steel legs as shown. The purpose of the teflon/EPDM washers is to prevent bi-metallic corrosion between the stainless steel and mild steel. The installed height of the bottom of the slide above the ground level shall be 140mm. Stainless steel shear nuts shall be used.

The connection between the chute and the platform at the top needs to be similarly designed to prevent bi-metallic corrosion. A proposed connection detail is provided in the drawings, where teflon / EPDM washers are used between steel and stainless-steel surfaces. Alternatively, a 1mm thick layer of bitumen sealant may be applied between the two surfaces. A minimum of 4 M16 stainless steel (A4) domed head bolts (with shear nuts) shall be used to connect the slide to the platform.

FINISH

The complete structure shall be finished as per the colours specified.

INSTALLATION

The four platform column legs shall be installed on a 850x750x400mm concrete foundation.

The two ladder support legs shall be installed on a 750x350x400mm concrete foundation.

The two chute support legs shall be installed on a 750x350x400mm concrete foundation.

Each of the two Ø16mm anchor bolts per baseplate shall be embedded at least 250mm into the concrete.

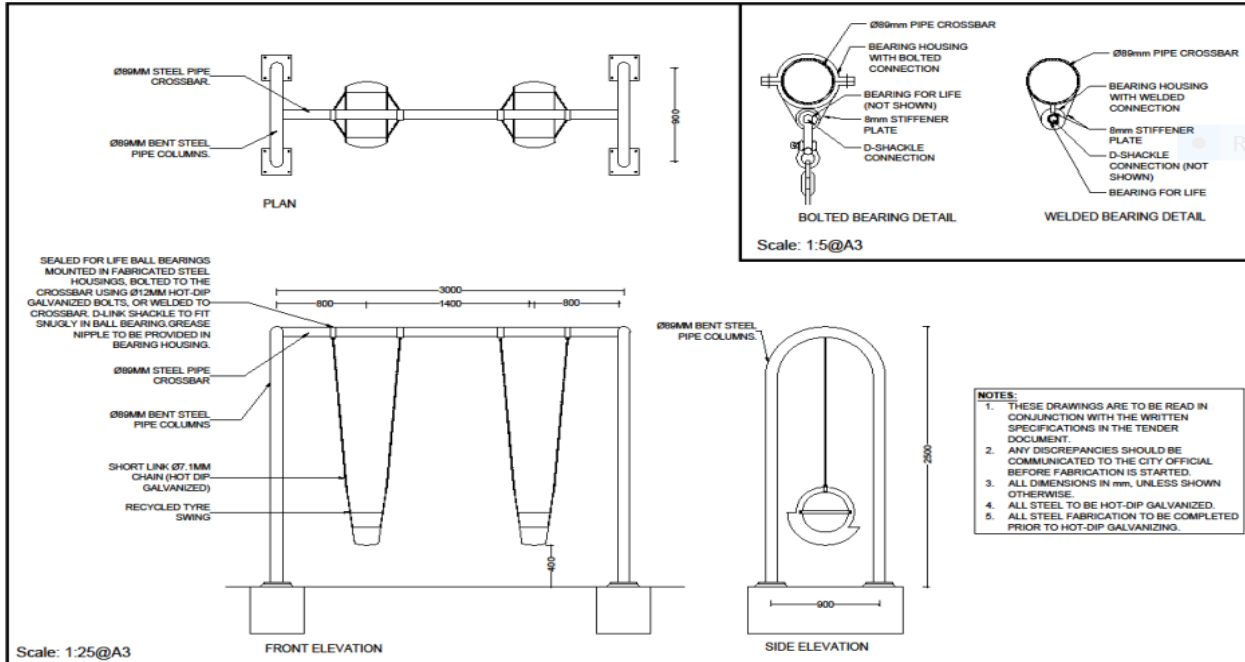
Each base plate shall be installed on a 30mm thick non-shrink grout layer.

The asphalt base shall be 8,5 x 2,5 m in size.

PRINT NAME:			
CAPACITY:		Name of firm	
SIGNATURE:		DATE:	



2.18. SPECIFICATION FOR SWINGS (2-SEATER AND 4-SEATER)



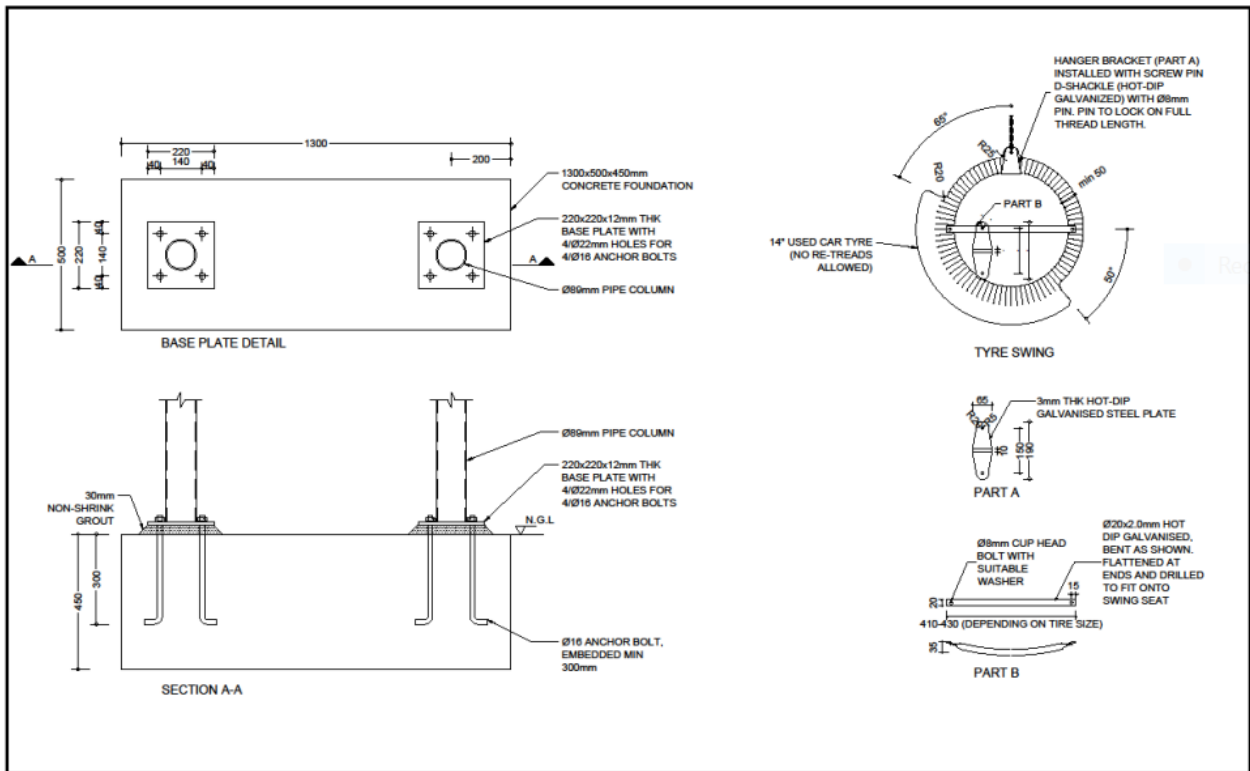
PRINT NAME:			
CAPACITY:		Name of firm	
SIGNATURE:		DATE:	



STELLENBOSCH

STELLENBOSCH • PNIEL • FRANSCHHOEK

MUNISIPALITEIT • UMASIPALA • MUNICIPALITY



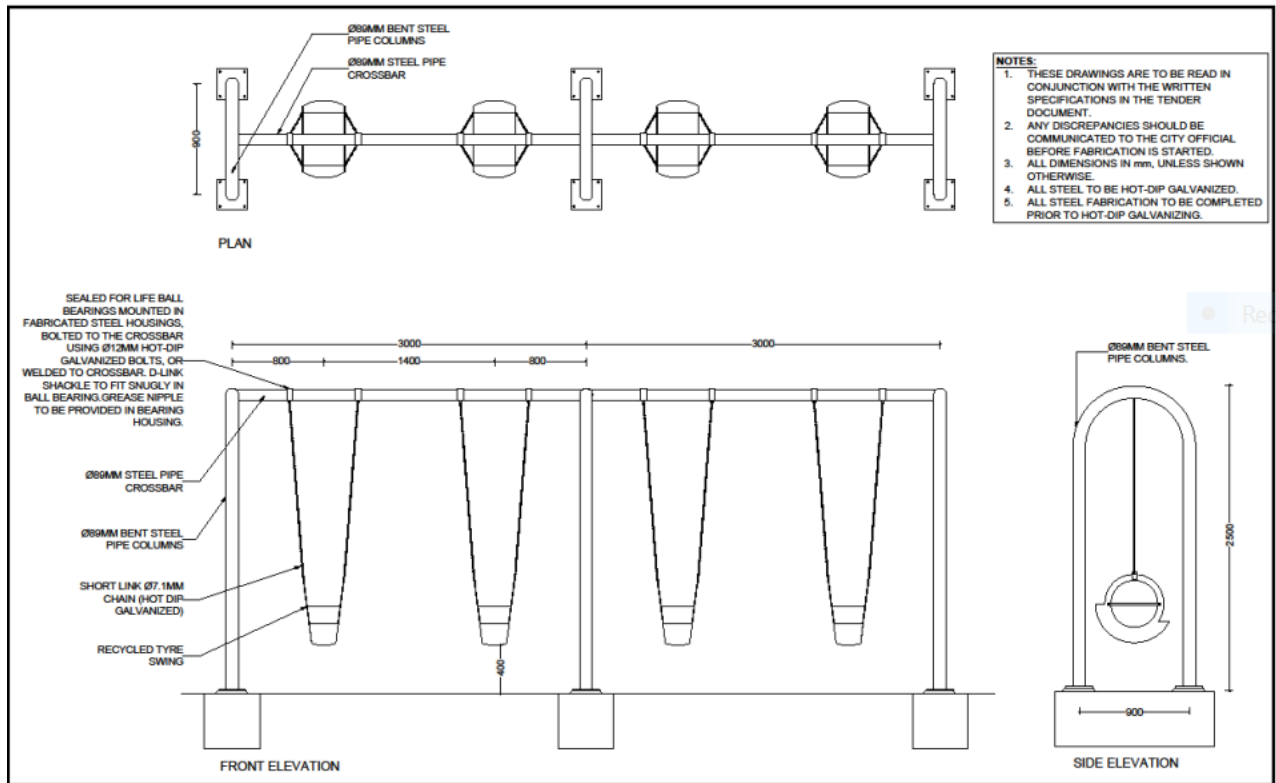
PRINT NAME:			
CAPACITY:		Name of firm	
SIGNATURE:		DATE:	



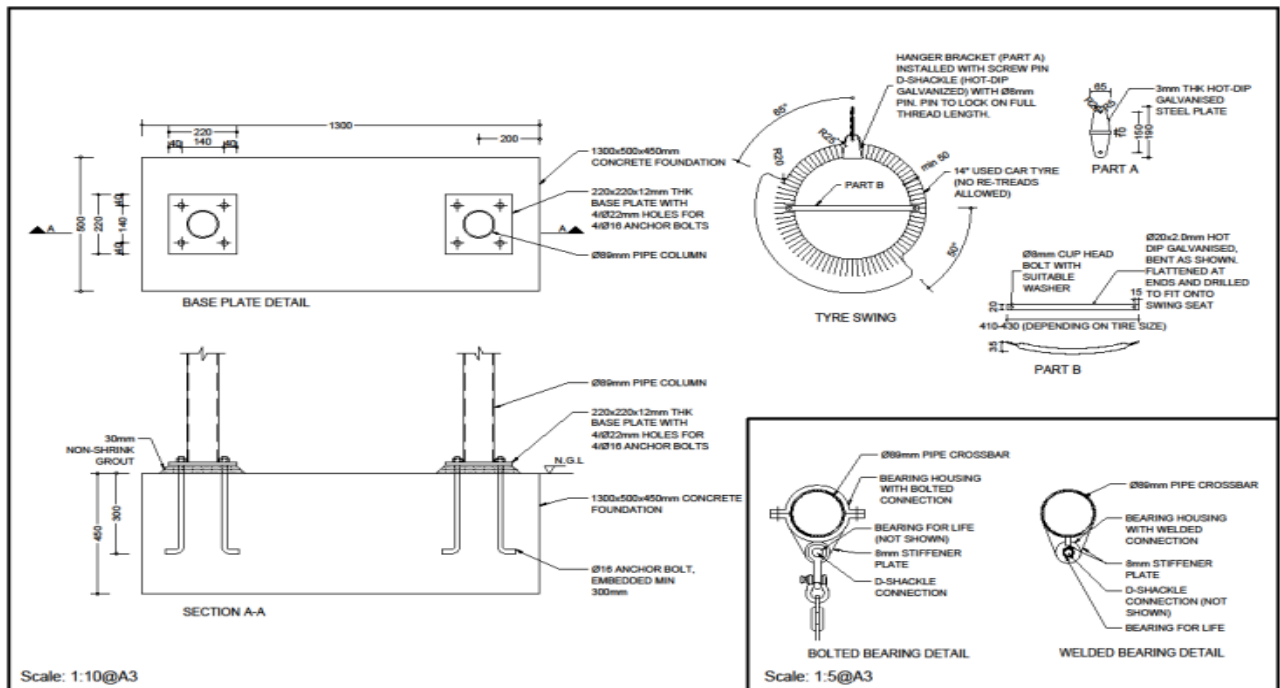
STELLENBOSCH

STELLENBOSCH • PNIEL • FRANSCHHOEK

MUNISIPALITEIT • UMASIPALA • MUNICIPALITY



PRINT NAME:			
CAPACITY:		Name of firm	
SIGNATURE:		DATE:	



STRUCTURE

The column members shall be Ø89X3.5mm steel pipes, bent as shown, each with two vertical legs.

Two-seater - 2 pairs of columns 3.0m apart
 Four-seater - 3 pairs of columns 3.0m apart

The columns shall be joined by a Ø89x3.5mm continuous crossbar, welded to the columns.

BASE PLATES

A 220x220x12mm base plate shall be welded to all column legs, each symmetrically drilled to accommodate four 16mm diameter anchor bolts. Each bolt hole shall be Ø22mm.

BEARING AND CHAIN

All bearings shall be sealed for life ball bearings mounted in either fabricated steel or cast steel housings, which are to be bolted to the crossbar using 12mm diameter bolts, or welded to the crossbar. A hot dip galvanized “D”-shackle (min Ø12mm) shall fit snugly through the bearing. A grease nipple shall be provided on each bearing housing. If required, additional stiffener plates shall be added to stiffen the bearing housing connection.

The swing chain shall be a short link No. 13 hot-dip galvanized 7,1mm chain attached to the bearing assembly using a 12mm hot-dip galvanized “D” shackle and to the seat using an 8mm hot-dip galvanized “D” shackle. The chain shall comply with the requirements of SANS 51176-1.

The length of the chain shall be such that the bottom of each chair is 400mm above ground level.

PRINT NAME:			
CAPACITY:		Name of firm	
SIGNATURE:		DATE:	



STELLENBOSCH

STELLENBOSCH • PNIEL • FRANSCHHOEK

MUNISIPALITEIT • UMASIPALA • MUNICIPALITY

CHAIR

The chair shall be made of a used 14” cross-ply car tire. No re-treads will be permitted. The tire shall be carried as shown. A Ø20x2.0 steel bracket shall be fitted on either side of the chair as shown. The hanger bracket shall be cut out of 3.0mm thick galvanized steel plate, bent to the shape shown.

Tyre Baby Swing; SPECIFICATION: 330mm(13inch) diameter, cross ply, un-rethreaded motor car tyre cut to shape and size containing a drilled 20mm rainwater drain hole in the centre of the seat for drainage once seat is hung

Tyre Child Swing; SPECIFICATION: 330mm(13inch) diameter, cross ply, un-rethreaded motor car tyre cut to shape and size containing a drilled 20mm rainwater drain hole in the center of the seat for drainage once seat is hung .

Tyre shall be turned inside out to form seat with no bumps and bulges. No steel capped tyres to be used. Tyre shall not be torn or have steel beading showing or protruding. All Sharp edges shall be cut away and rounded off; ATTACHMENTS: All attachments shall be galvanised iron, with any sharp edges ground smooth. Bolts and nuts shall be wide headed cup fitted type with flat washers. The hanger bracket shall be of 3mm galvanised plate (REF: PART A) and shall be drilled to allow fitting of an 8mm pin diameter screw pin chain shackle. Each swing shall be supplied with two such shackles attached to it. All nuts shall be locked by peening over the bolt end; GUIDELINE: Wherever reference is made to any particular Trademark , Name, Patent, Design, Type, Specific Origin or Producer, such reference shall be deemed to be accompanied by the words "or equivalent"

FINISH

The complete structure shall be finished as per the colours specified in the general specifications

INSTALLATION

The base plate of each upright shall be fixed to a set of four anchor bolts, embedded at least 300mm into the concrete foundation. Each foundation, sized 1300x500x450mm, shall support two vertical legs spaced 900mm apart. The base plate shall be installed on a 30mm thick non-shrink grout layer. The top of the foundation shall be level with the asphalt level.

PRINT NAME:			
CAPACITY:		Name of firm	
SIGNATURE:		DATE:	

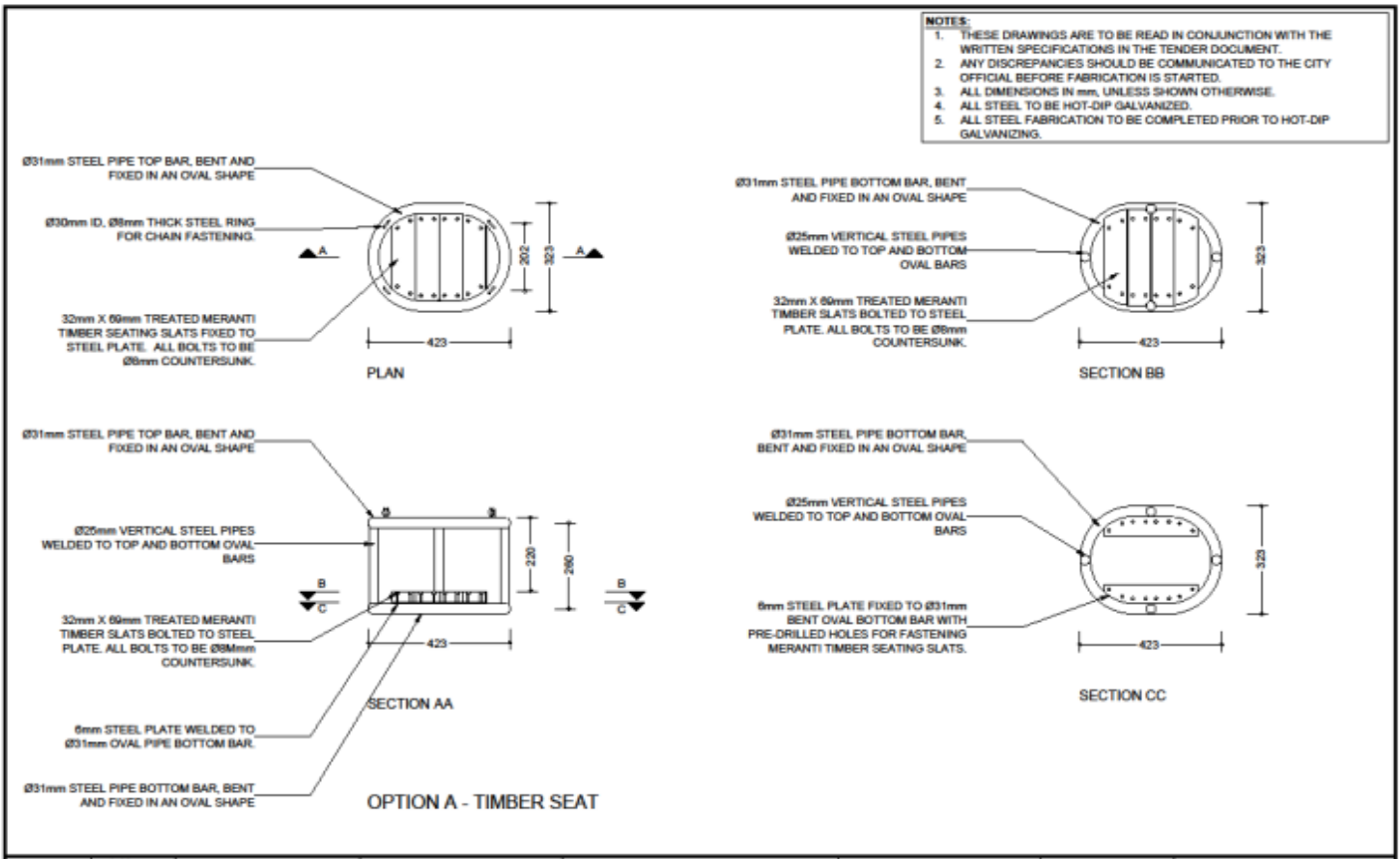


STELLENBOSCH

STELLENBOSCH • PNIEL • FRANSCHHOEK

MUNISIPALITEIT • UMASIPALA • MUNICIPALITY

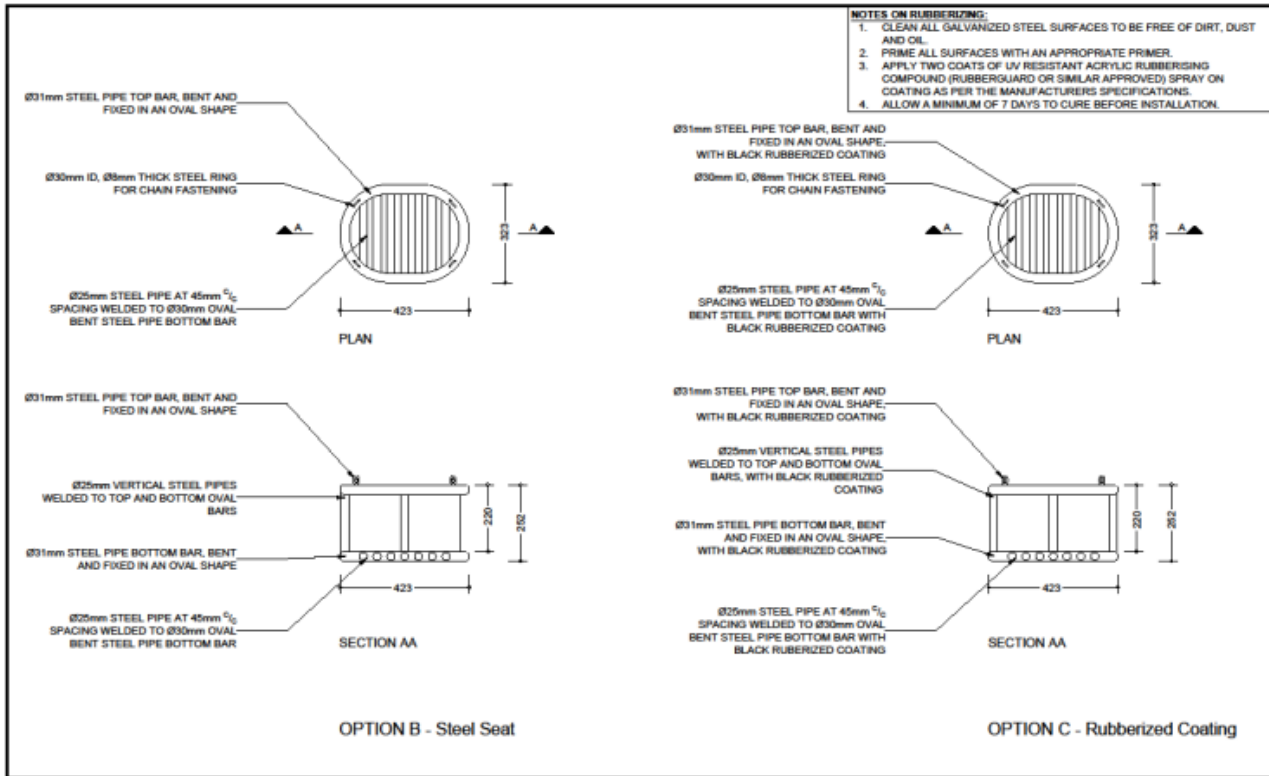
The asphalt base shall be 4.5m wide x 6.0m.



PRINT NAME:			
CAPACITY:		Name of firm	
SIGNATURE:		DATE:	



2.19. SPECIFICATION FOR TODDLER SWING SEAT



These specifications must be read in conjunction with the reference drawing and the general specifications found in Sections 13.1-13.8.

SEAT

Three different types of toddler seats are proposed:

Option A – Timber seat:

The toddler seat shall be made using a top and bottom oval bent from Ø31x2.5mm steel pipe. The top and bottom oval shall be connected with four welded Ø25x2.5mm pipes, as shown.

Two 6mm steel plates shall be welded to the bottom oval as shown, with pre-drilled and tapped holes. 32x69mm treated Meranti timber slats shall be installed to form the seat. The timber slats shall be sanded smooth, and the edges shall have a 6mm radius rounded curve.

The distance between the top of the seat and the top of the top bar shall be 220mm.

Four Ø8mm thick steel rings with an inside diameter of 30mm shall be welded onto the top of the upper oval as shown.

PRINT NAME:			
CAPACITY:		Name of firm	
SIGNATURE:		DATE:	



STELLENBOSCH

STELLENBOSCH • PNIEL • FRANSCHHOEK

MUNISIPALITEIT • UMASIPALA • MUNICIPALITY

STRUCTURE

The structure shall consist of Ø51 mm pipe columns bent as shown of the drawing, to provide two uprights. A set of two rails of Ø51mm pipe shall connect the various columns. Hand grips of Ø25mm pipe shall be installed between rails at 300 mm centres.

The structure may be split into to facilitate the hot-dip galvanizing process. A splice plane is proposed on the drawing. The various sections shall be joined together, after hot-dip galvanizing, by press-fitting a 300mm long galvanised pipe, up to half its length into one section and anchoring it by bolting. The protruding end shall be a slide fit into the mating section of the framework. The supplier may propose another connection methodology, which must be approved by the Municipality representative. The solution shall not make use of any post-galvanizing welding (except for welding nuts to prevent vandalism) and shall be such that the splice connection minimizes the risk of injury to users.

SUPPORTS

Each upright shall have a 200 x 200 x 12mm base plate welded to its base and drilled symmetrically to accommodate four Ø16mm anchor bolts. Each bolt hole shall be Ø22mm.

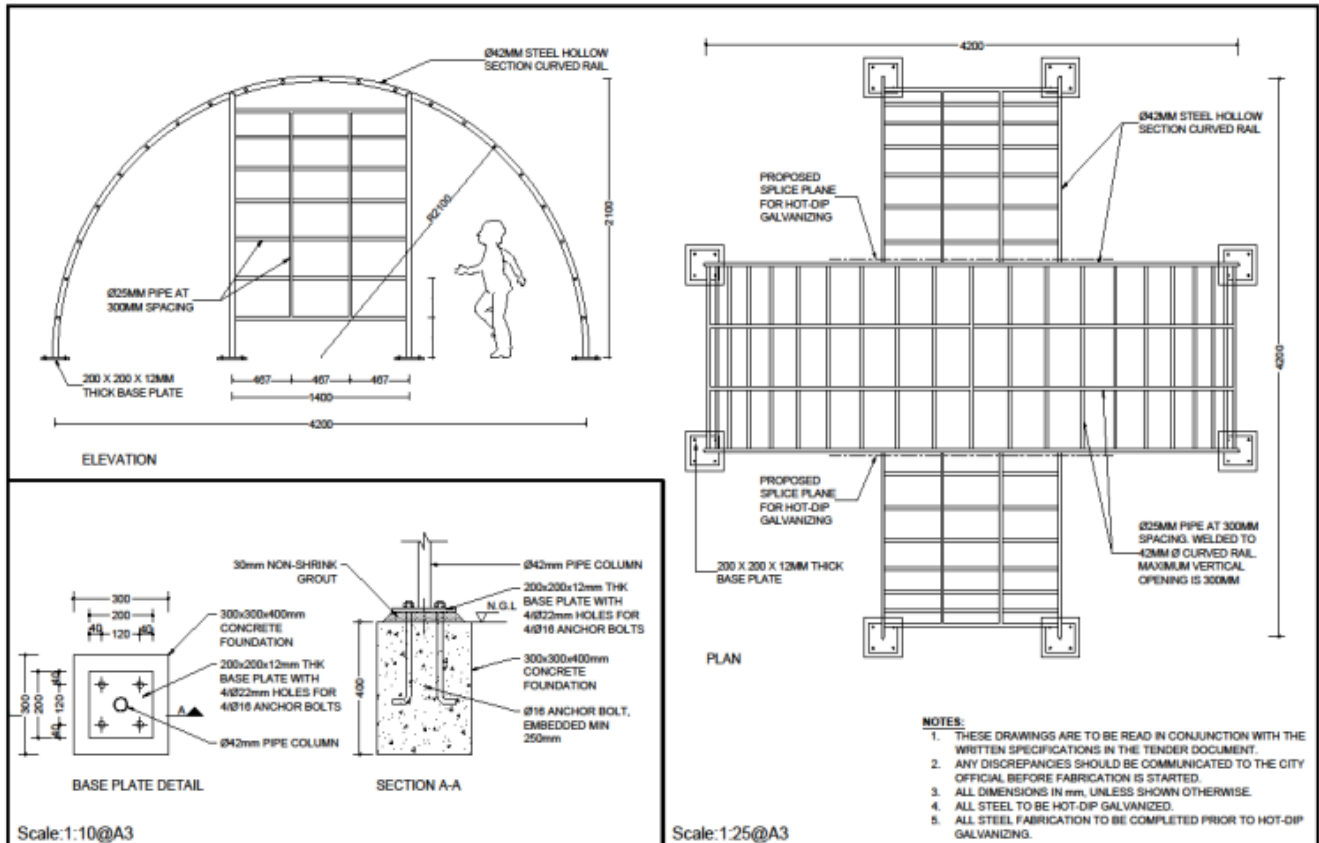
FINISH

The complete structure shall be finished as per the colours specified in the general specifications.

PRINT NAME:			
CAPACITY:		Name of firm	
SIGNATURE:		DATE:	



2.21. SPECIFICATION FOR ALPHA JUNGLE GYM



STRUCTURE

The outer curved rails shall be Ø42mm pipe, bent as shown. The remainder of the pipework shall be of Ø25mm. The structure shall be 2.1m high and 4.2m wide. All horizontal hand grips shall be equally spaced at 270-300mm.

If required to facilitate the hot-dip galvanizing process, the structure may be spliced at the joint(s) indicated on the drawing. If a splice is required, the contractor shall propose a connection detail to be approved by a Stellenbosch municipality representative. This connection may use bolting or press-fitting, but may not include any welding after the structure has been hot-dip galvanized. All drilling and press-fitting shall be done prior to hot-dip galvanizing to ensure proper fit.

SUPPORTS

A base plate sized 200 x 200 x 12mm shall be welded to the underside of each of the 8 support columns, prior to hot-dip galvanizing. Each base plate shall be symmetrical drilled to accommodate four Ø16mm diameter anchor bolts. Each bolt hole shall be Ø22mm.

Each set of anchor bolts shall be positioned into a concrete foundation 300 x 300 x 400 mm set in the ground and level with a tarmac base.

PRINT NAME:			
CAPACITY:		Name of firm	
SIGNATURE:		DATE:	



FINISH

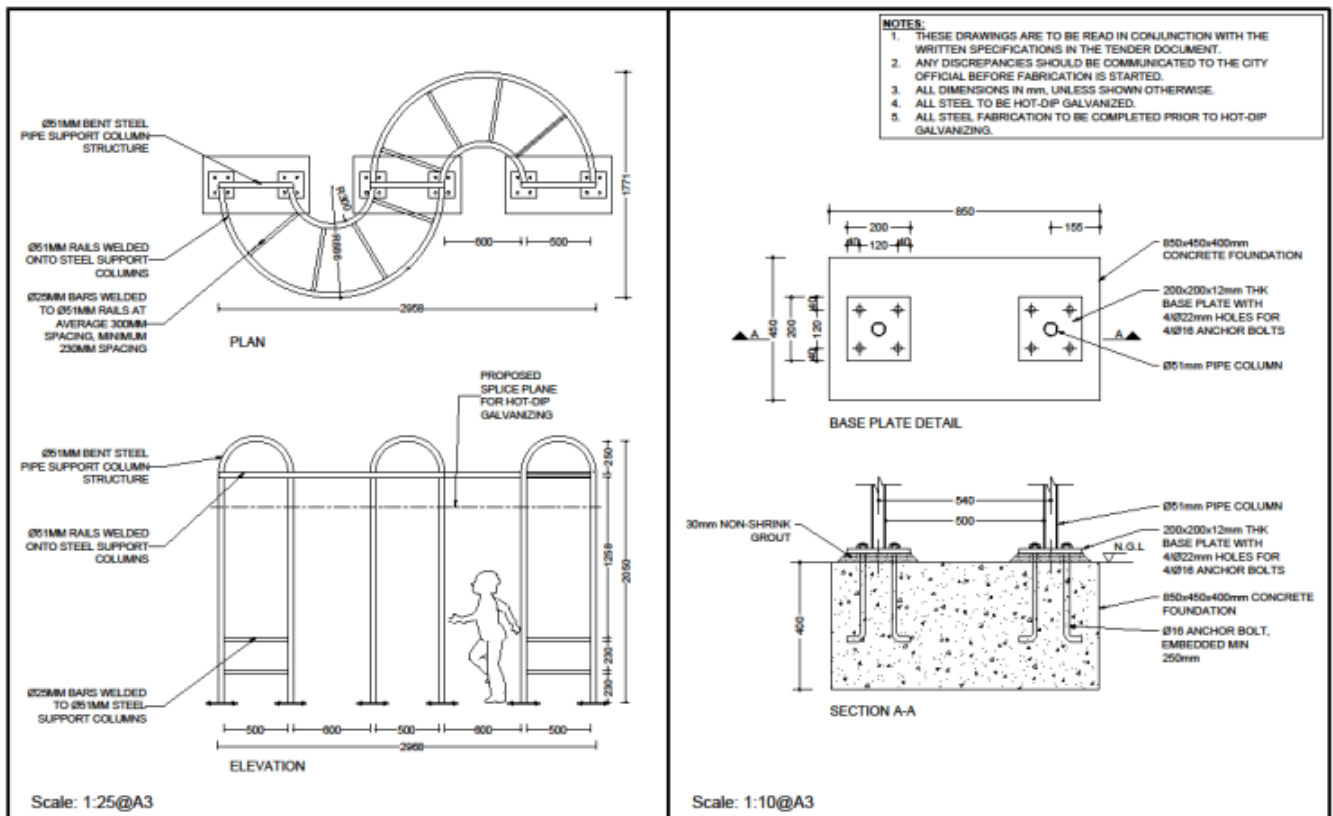
The complete structure shall be finished as per the colours specified in the general specifications

INSTALLATION

The complete structure shall be centrally located on a 6m x 6m tarmac base.

The base plate of each upright shall be fixed to a set of four anchor bolts, embedded at least 250mm into the concrete foundation (300 x 300 x 400mm). The top of the foundation shall be level with the asphalt level. The base plate shall be installed on a 30mm thick non-shrink grout layer.

2.22. SPECIFICATION FOR S-SHAPE



STRUCTURE

The structure shall consist of Ø51mm pipes bent as shown in the drawing, to provide two upright column legs per support. A set of two curved rails of Ø51mm pipe shall connect the various columns, as shown. Hand grips of Ø25mm pipe shall be installed between rails at centres of 230-300mm.

The structure may be split into two sections to facilitate the hot-dip galvanizing process. A splice plane is proposed on the drawing. The various sections shall be joined together, after hot-dip galvanizing, by press-fitting a 300mm long galvanised pipe, up to half its length, into one section and anchoring it by bolting. The protruding end shall be a slide fit into the mating section of the framework. The supplier may propose another connection methodology, which must be approved by the Stellenbosch municipality representative. The solution shall not make use of any

PRINT NAME:			
CAPACITY:		Name of firm	
SIGNATURE:		DATE:	



post-galvanizing welding (except for welding nuts to prevent vandalism) and shall be such that the splice connection minimizes the risk of injury to users.

SUPPORTS

Each upright shall have a 200 x 200 x 12mm base plate welded to its base and drilled symmetrically to accommodate four Ø16mm anchor bolts. Each bolt hole shall be Ø22mm.

FINISH

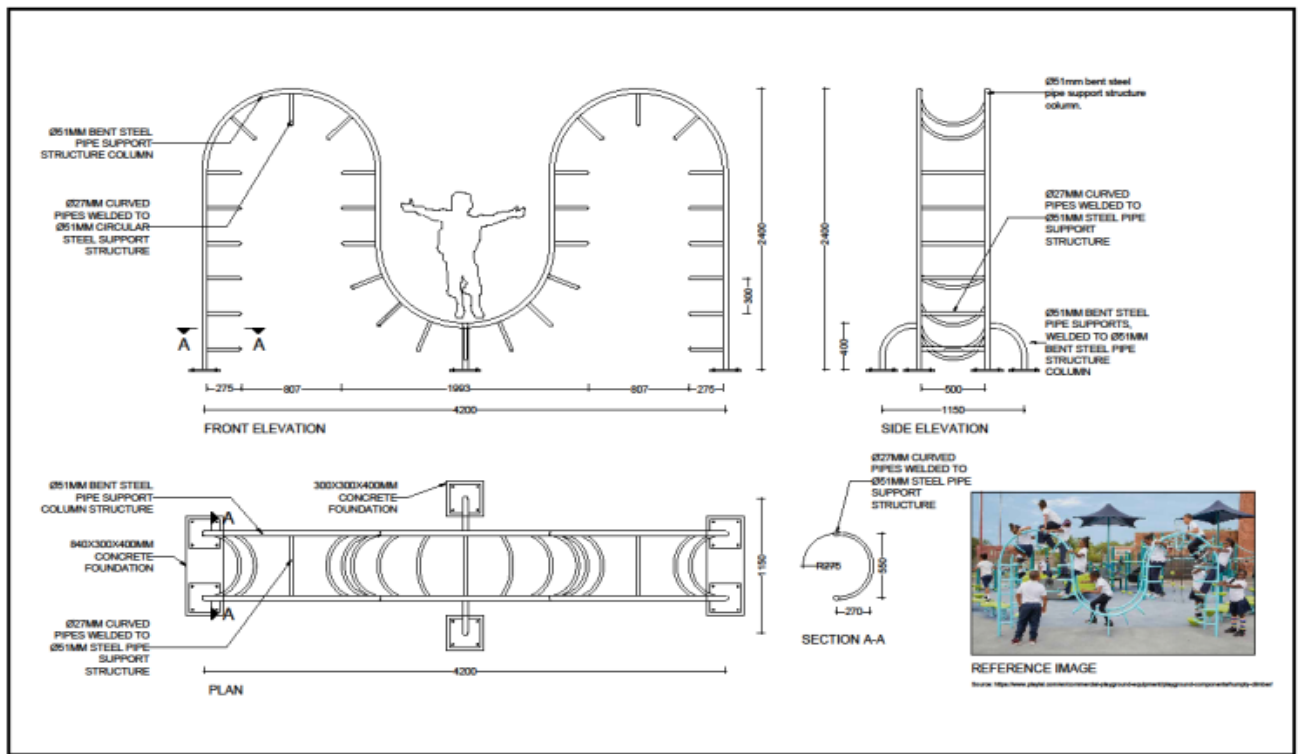
The complete structure shall be finished as per the colours specified in the general specifications

INSTALLATION

The complete structure shall be centrally located on a 5,4m diameter asphalt base.

The base plate of each upright shall be fixed to a set of four anchor bolts, embedded at least 250mm into a concrete foundation. Each foundation, sized 850x450x400mm, shall support two column legs with a clear opening of 500mm between them. The top of the foundation shall be level with the asphalt level. The base plate shall be installed on a 30mm thick non-shrink grout layer.

2.23. SPECIFICATION FOR M-SHAPE



STRUCTURE

PRINT NAME:			
CAPACITY:		Name of firm	
SIGNATURE:		DATE:	



STELLENBOSCH

STELLENBOSCH • PNIEL • FRANSCHHOEK

MUNISIPALITEIT • UMASIPALA • MUNICIPALITY

The structure shall consist of Ø51 mm pipes bent as shown of the drawing. Bent Ø51 mm pipes shall be welded at midspan to act as additional support. Curved hand grips of Ø27mm pipe shall be installed between the Ø51mm pipes at centres of 300mm.

The entire structure should be hot-dip galvanized at the same time, after all fabrication has been completed.

SUPPORTS

Each upright shall have a 200 x 200 x 12mm base plate welded to its base and drilled symmetrically to accommodate four Ø16mm anchor bolts. Each bolt hole shall be Ø22mm.

FINISH

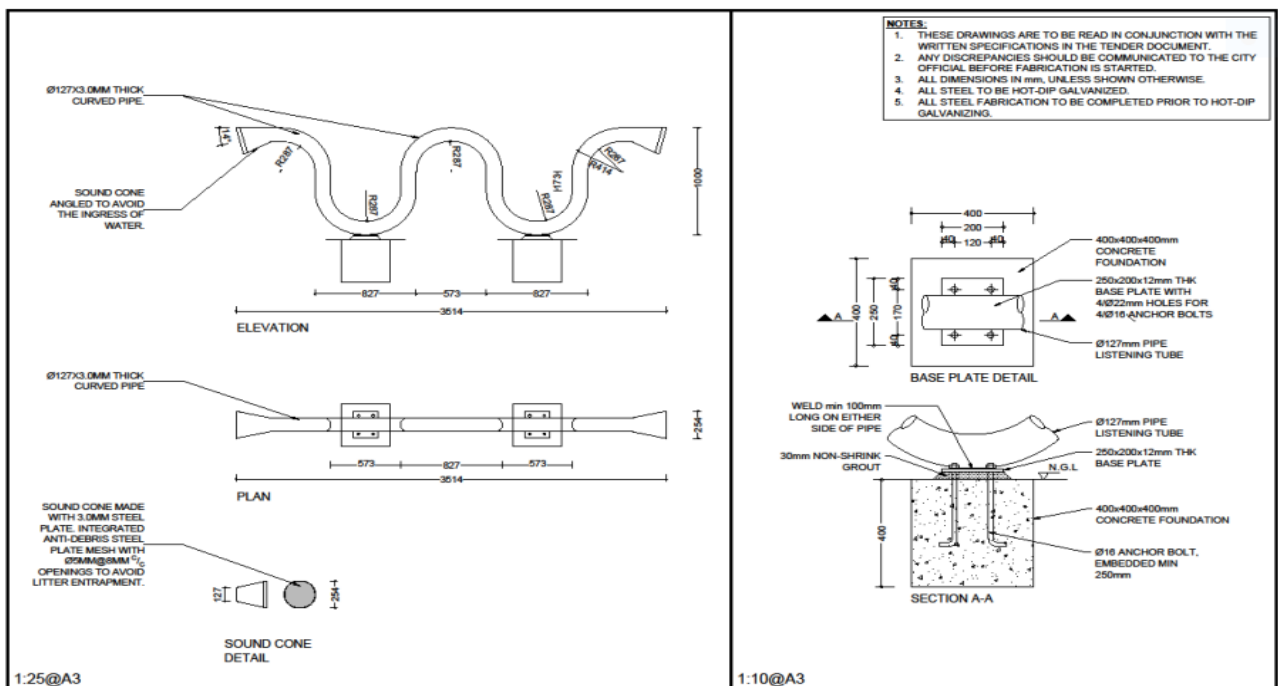
The complete structure shall be finished as per the colours specified in the general specifications

INSTALLATION

The complete structure shall be centrally located on a 5,4m diameter asphalt base.

The base plate of each upright shall be fixed to a set of four anchor bolts, embedded at least 250mm into a concrete foundation. The far ends will be supported on 9000x300x400 concrete foundations, each foundation supporting two columns with a clear opening of 500mm between them. The two middle columns will be supported on two separate 300x300x400 concrete foundations.

The top of the foundation shall be level with the asphalt level. The base plate shall be installed on a 30mm thick non-shrink grout layer



PRINT NAME:			
CAPACITY:		Name of firm	
SIGNATURE:		DATE:	



2.24. SPECIFICATION FOR LISTENING TUBE

These specifications must be read in conjunction with the reference drawings.

STRUCTURE

The Listening Tube is to be manufactured using bent Ø127mmx3mm thick steel pipe, as shown. A sound cone, made of 3mm thick steel plate, is to be welded to both ends and angled in such a way that it avoids water ingress. A 3mm thick steel plate with Ø5mm holes at 8mm c/c spacings is to be welded on the inside of each cone, to avoid litter entrapment.

A 250x200x12mm thick base plate shall be welded to the bottom of each support. Each base plate shall have four Ø22mm symmetrically drilled holes to accommodate four Ø16mm anchor bolts. Each base plate shall be welded to the listening tube with a minimum 100mm long weld on either side.

Galvanized holes should be carefully placed so as not affect the pipe's acoustics.

The entire structure shall be hot-dip galvanized at the same time, after all fabrication is completed.

FINISH

The complete structure shall be finished as per the colours specified in the general specifications

INSTALLATION

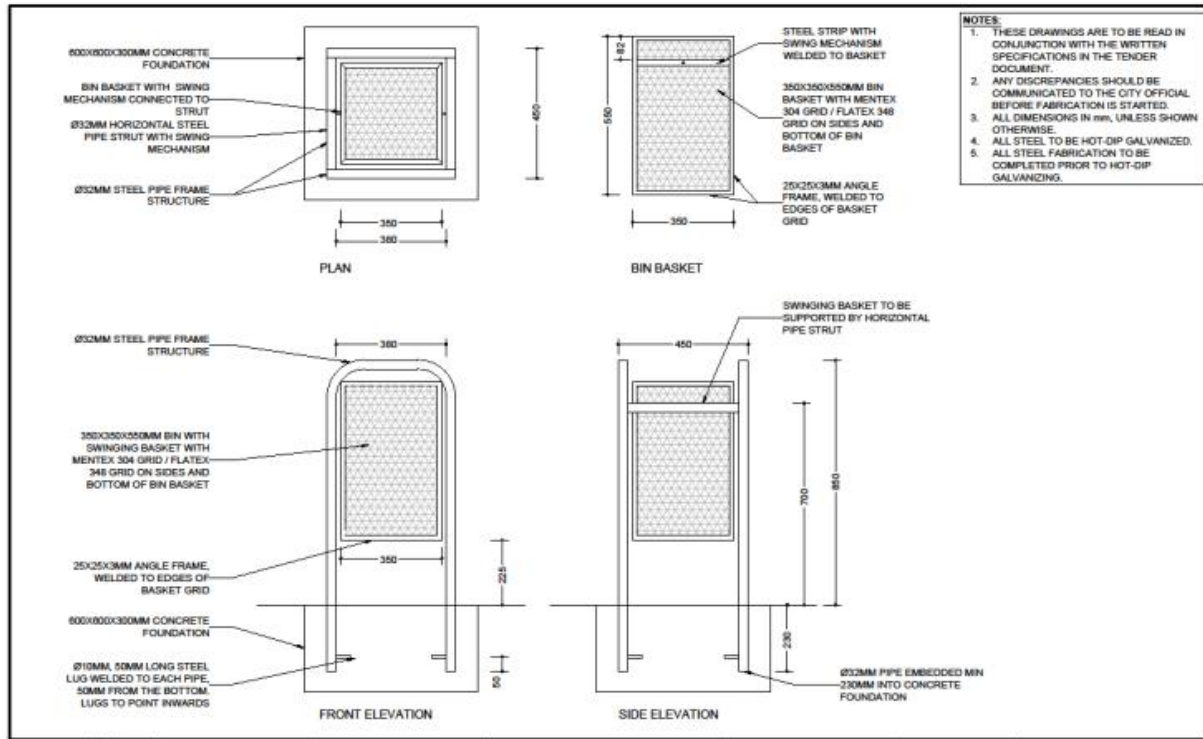
The complete structure shall be centrally located on a 5,4m diameter tarmac base.

The base plate of each upright shall be fixed to a set of four anchor bolts, embedded at least 250mm into a concrete foundation. Each foundation shall be sized 400x400x400mm. The top of the foundation shall be level with the tarmac level. The base plate shall be installed on a 30mm thick non-shrink grout layer.

PRINT NAME:			
CAPACITY:		Name of firm	
SIGNATURE:		DATE:	



2.25. SPECIFICATION FOR LITTER BIN



STRUCTURE

The bin frame shall consist of two Ø32mm pipes, each bent in an inverted U-shape as shown to form two supports. The two U-shapes shall be connected to one another with two horizontal Ø32mm pipe struts. A steel bin basket (described below) shall fit inside the bin frame and be fixed to the horizontal pipe struts in such a manner that the basket can swing inside the frame. The frame shall have plan dimensions of 450x450mm, and the installed height shall be 850mm above the ground level.

Either 304 mentex or 348 flatex expanded steel grids shall form the sides and bottom of a 350x350x550mm deep basket. The edges of the basket shall be formed with 25x25x3 angles welded onto the grids, to form a stiff basket that fits inside the bin structure. The basket shall have a mechanism that allows the basket to rotate within the bin frame. A steel strip shall be welded across the width of the basket on two opposing sides, close to the top of the basket. A swing mechanism shall be fixed to the strip.

The entire structure shall be hot-dip galvanized at the same time.

FINISH

The complete structure shall be finished as per the colours specified in the general specifications.

PRINT NAME:			
CAPACITY:		Name of firm	
SIGNATURE:		DATE:	

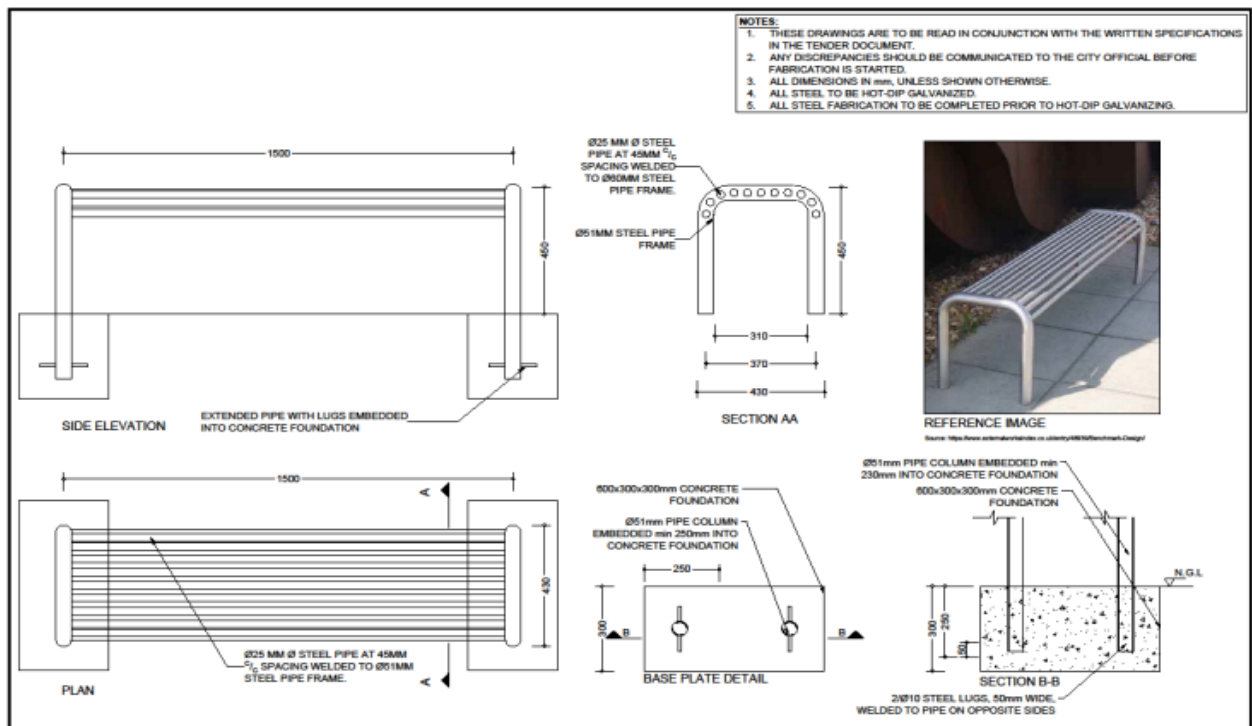


INSTALLATION

Each bin with four support legs shall be supported on a 600x600x300mm concrete foundation. The four vertical legs of the bin shall be extended and embedded into the concrete foundation by at least 230mm. One Ø10mm lug, 50mm long, shall be welded to each leg pointing inwards, 50mm from the bottom.

The top of the foundation shall be level with the ground level.

2.26. SPECIFICATION FOR STEEL BENCH



STRUCTURE

The bench shall consist of three equally spaced supports, made up of bent Ø60mm pipes. Eleven Ø25mm pipes, spaced 45mm c/c, shall be connected between the supports to make up the seating area. The bench shall have a width (outer supports center to center) of 1800mm and a height above the ground level of 450mm. A 180mm long Ø10mm solid steel bar shall be welded through a Ø10mm hole to the pipe, 50mm from the bottom of each pipe leg, as shown.

The entire structure shall be hot-dop galvanized after all fabrication has been completed.

FINISH

The complete structure shall be finished as per colours specified in the general specifications.

PRINT NAME:			
CAPACITY:		Name of firm	
SIGNATURE:		DATE:	

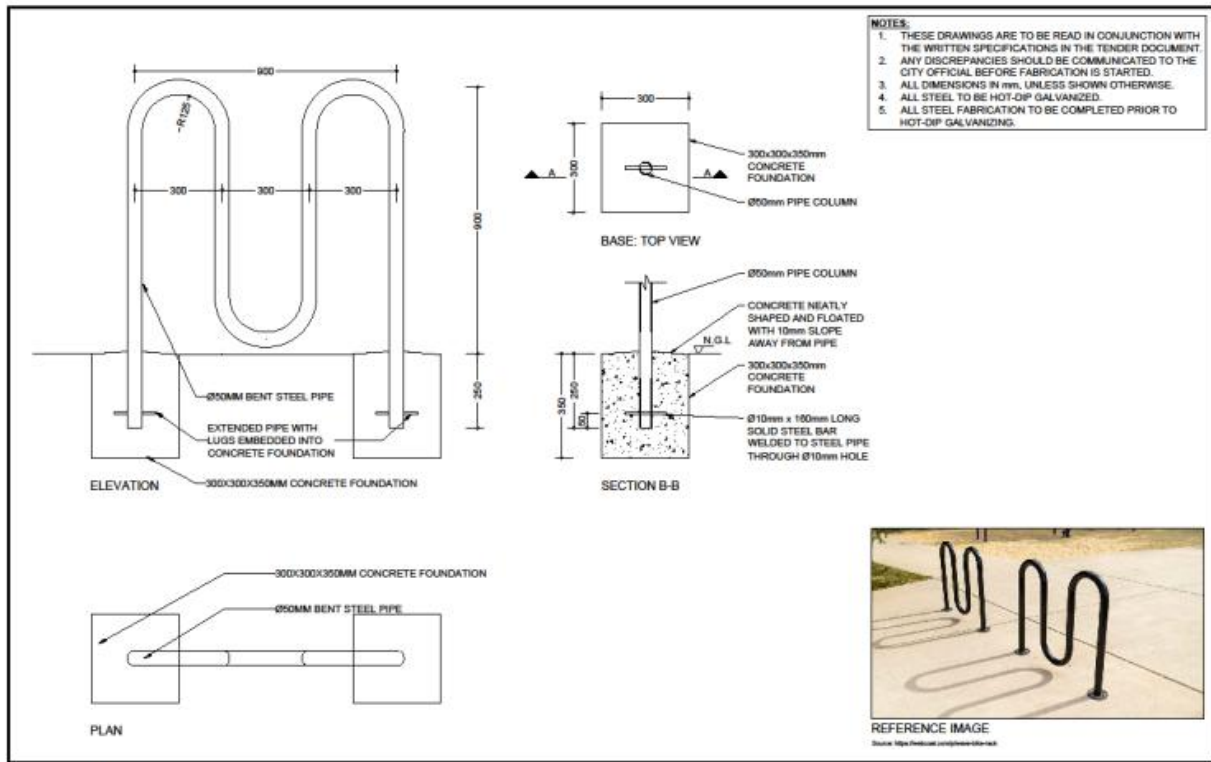


INSTALLATION

Each support, consisting of two vertical legs, shall be supported on a 600x300x300mm concrete foundation. The top of each foundation shall be neatly shaped and floated with a 10mm fall away from the pipe, as shown.

The top outer edge of the foundation shall be level with the ground level.

2.27. SPECIFICATION FOR BIKE RACK



STRUCTURE

The bike rack shall be made up of bent Ø50mm pipe as shown. The height of the rack shall be 900mm and the width 1500mm. A 180mm long Ø10mm solid steel bar shall be welded through a Ø10mm hole to the pipe, 50mm from the bottom of each pipe leg, as shown.

The entire structure shall be hot-dip galvanized after all fabrication has been completed.

FINISH

The complete structure shall be finished as per the colours specified in the general specifications.

INSTALLATION

Each vertical leg shall be supported on a 300x300x350mm concrete foundation. The vertical legs shall be extended and embedded into the concrete foundation by at least 250mm. The top of each foundation shall be neatly shaped and floated with a 10mm fall away from the pipe, as shown.

PRINT NAME:			
CAPACITY:		Name of firm	
SIGNATURE:		DATE:	



The top outer edge of the foundation shall be level with the ground level.

3. HEALTH AND SAFETY PLAN

The tenderer must submit with a tender document a Health and Safety Plan that addresses the following:

- Risk Identification
- Risk Analysis
- Plan of Safe Working Procedures
- Monitoring Plan

4. REPAIRS AND DELIVERY TIMEFRAMES

All repairs shall be done in accordance with the specifications outlined in this document, including general and item specific. Drawings shall be used as a reference for repairs.

The general specification must be read in conjunction with the relevant specification for each item as listed on the attached schedule. Tenderers shall comply with these general conditions unless otherwise directed.

In the case of items with no drawings e.g. Moon Rocket, the responsibility lies with the tenderer to familiarize him/herself with what have been installed previously at various Municipality facilities and must ensure that the equipment is repaired the same or of a better standard and quality.

The tenderer will be given a maximum of 2 weeks / 14 days for repairs of the equipment that does not require galvanizing from the date of receiving the official Purchase Order. Repairs will include the following: remove, complete, deliver and re-install where applicable.

New deliveries must also be delivered within 8 weeks from the date of the Official Purchase Order

ADMINISTRATIVE REQUIREMENTS

5. TRADE NAMES OR PROPRIETARY PRODUCTS

Bid specifications may not make any reference to any particular trademark, name, patent, design, type, specific origin or producer, unless there is no other sufficiently precise or intelligible way of describing the characteristics of the work, in which case such reference must be accompanied by the words “or equivalent.”

6. Warranty:

- 6.1** The supplier warrants that the goods supplied under the contract are new, unused, by the most recent or current models, and that they incorporate all recent improvements in design and materials unless provided otherwise in the contract. The supplier further warrants that all goods supplied under this contract shall have no defects arising from design, materials, or workmanship.
- 6.2** This warranty shall remain valid for 24 (twenty-four) months after installation/repair of the goods, or any portion thereof, as the case may be, have been delivered to and accepted at the final destination indicated in the contract.
- 6.3** **Warranty certificate must be issued with each invoice submitted.**
- 6.4** If the supplier, having been notified, fails to remedy the defect(s) within the period specified, the purchaser may proceed to take such remedial action as may be necessary, at the supplier’s risk and expense and without prejudice to any other rights which the purchaser may have against the supplier under the contract

PRINT NAME:			
CAPACITY:		Name of firm	
SIGNATURE:		DATE:	



16. PRE-QUALIFICATION SCORE SHEET

Requirement for Submission of References with Tender Submission

Purpose:

The submission of references is a critical part of the tender process to demonstrate the bidder's experience, reliability, and ability to meet the requirements of the project. Bidders must provide a minimum of three (3) references to support their tender submission.

References for projects must be based on completed projects within the last three (3) years.

Reference Content:

Each reference must include the following details:

Client Name: The name of the organization or individual for whom the work was completed.

Project Title/Description: A brief description of the project, including the scope of work and key deliverables.

Project Value: The total value of the project or contract.

Completion Date: The start and completion dates of the project.

Eligibility of References:

References must be completed on the Annexure (A) provided in the tender document (Completed Projects)

References must be submitted with the tender proposal by the tender submission deadline.

Bidders may be required to provide additional details or clarification about the references upon request.

Non-completion of each item of the Evaluation Criteria Table below would deem the bidder non-responsive and non-compliant. All items must be marked whether **YES** ✓ or **NO** ✗

6.2.	Evaluation Criteria Table	Submitted YES ✓	Submitted NO ✗
	Evaluation Criteria		
A	Proof in the form of signed closing certificates from three (3) or more contactable references each with valid email address, with valid contact numbers minimum of two(2) contact persons per letter/reference and contacts must be available between 8am and 4pm(working hours) indicating experience of the company providing/installing and repairing play equipment similar to the nature of this tender for a period of three(3) years or more. Reference letters must be on clients letter head with clients printed name, surname and signature. Reference letter must state the date with timeframe of when these projects were done; all references submitted must be from different institutions / clients. Proof of payment or closing report indicating the succesful completed projects and amount as per the order number (This criteria must be marked as Annexure A)		
B	Proof of a truck/ bakkie with valid license registration details in bidders name. Proof must be clear legible certified Proof of a signed contact with hiring company if hiring fleet. (This criteria must be marked as Annexure B)		



STELLENBOSCH

STELLENBOSCH • PNIEL • FRANSCHHOEK

MUNISIPALITEIT • UMASIPALA • MUNICIPALITY

C	Proof of driver with a valid C1/ Code 8/B license with a valid Prdp ; proof provided must be clear legible and certified. (This criteria must be marked as Annexure C)		
D	Proof of Photos and evidence from work done installing steel Play equipment and steel furniture at three different clients to accompany this bid. These photos must be aglined to reference the proof provided in A in this Evaluation criteria table above. All Photos provided must be clear. (This criteria must be marked as Annexure D)		

- 6.3 All proof documents to be submitted in one batch, clearly stating: **PRE QUALIFICATION CRITERIA by listing Annexure A to D. Failing to submit the proof will deem the bidder as non responsive.**
- 6.4 Tenderers must quote on both **Schedule A and on Schedule B**. Stellenbosch Municipality intends to award the tender on the following basis: - Schedule A and schedule B to a first 1st successful bidder and to a a second 2nd bidder. The second bidder will only be used when the 1st bidder cannot supply within the 8 weeks after receiving an official order or alternately as soon as the 1st bidder confirm earlier than the eight week cycle via written notice that they are not able to provide or render services.
- Note that when quoting prices, all items must be priced/quoted for on both schedule A and on Schedule B, and no items may be left unpriced/ unquoted for. **All items quoted for must be market-related and clearly legible.**
- 6.5 If **photos** of completed projects or any other proof requested are not submitted as required in the bid documents, then the bid concerned will be deemed non-responsive.
- 6.6 Schedule A and Schedule B will be evaluated as one.
- 6.7 All bidders must quote on schedule A and on Schedule B.

SIGNATURE (Bidder)		FOR OFFICE USE ONLY:	
CAPACITY		Evaluated by	
NAME OF FIRM		Signature:	
NAME (PRINT)		Designation:	
DATE		Date:	



17.	SCHEDULE OF PLANT AND EQUIPMENT
------------	--

The following are lists of major items of relevant equipment that I/we **presently** own or lease and will have available for this contract or will acquire or hire for this contract if my / our tender is accepted.

DETAILS OF MAJOR EQUIPMENT THAT IS OWNED BY AND IMMEDIATELY AVAILABLE FOR THIS CONTRACT.			
QUANTITY	DESCRIPTION	SIZE	CAPACITY

Attach additional pages if mores space is required.

DETAIL OF MAJOR EQUIPMENT THAT WILL BE HIRED, ORE ACQUIRED FOR THIS CONTRACT IF MY / OUR TENDER IS ACCEPTED.			
QUANTITY	DESCRIPTION,	SIZE	CAPACITY

Attach additional pages if mores space is required.

Number of sheets appended by the tenderer to this schedule (<i>If nil, enter NIL</i>)	
---	--

SIGNATURE		NAME (PRINT)	
CAPACITY		DATE	
NAME OF FIRM			



18. SCHEDULE OF SUBCONTRACTORS

I/we the tenderer, notify the Stellenbosch Municipality that it is our intention to employ the following Subcontractors for work in this contract.

SUBCONTRACTORS				
Category / Type	Subcontractor Name; Address; Contact Person; Tel. No.		Items of work (pay items) to be undertaken by the Subcontractor	Estimated cost of Work (Rand)
1.	Name of firm			
	Contact person			
	Tel No			
	Address			
2.	Name of firm			
	Contact person			
	Tel No			
	Address			
3.	Name of firm			
	Contact person			
	Tel No			
	Address			
4.	Name of firm			
	Contact person			
	Tel No			
	Address			
5.	Name of firm			
	Contact person			
	Tel No			
	Address			
Number of sheets appended by the tenderer to this schedule (<i>If nil, enter NIL</i>)				

Acceptance of this tender shall not be construed as approval of all or any of the listed subcontractors. Should any of the subcontractors not be approved subsequent to acceptance of the tender, this shall in no way invalidate this tender, and the tendered unit rates for the various items of work shall remain final and binding, even in the event of a subcontractor not listed above being approved by the Engineer.

SIGNATURE		NAME (PRINT)	
CAPACITY		DATE	
NAME OF FIRM			



19. SCHEDULE OF WORK EXPERIENCE OF THE TENDERER – CURRENT CONTRACTS
--

EMPLOYER (Name, Tel, Email)	NATURE OF WORK	VALUE OF WORK (INCL. VAT)	CONTRACT PERIOD
Company			From
Tel			To
Contact Person			
Email			
Company			From
Tel			To
Contact Person			
Company			
Company			From
Tel			To
Contact Person			
Email			
Company			From
Tel			To
Contact Person			
Email			
Company			From
Tel			To
Contact Person			
Email			
Company			From
Tel			To
Contact Person			
Email			

Attach additional pages if more space is required.

Number of sheets appended by the tenderer to this schedule (If nil, enter NIL)			
SIGNATURE		NAME (PRINT)	
CAPACITY		DATE	
NAME OF FIRM			



20. SCHEDULE OF WORK EXPERIENCE OF THE TENDERER – COMPLETED CONTRACTS

The following is a statement of similar work successfully executed by myself / ourselves:

EMPLOYER (Name, Tel, Fax, Email)		NATURE OF WORK	VALUE OF WORK (INCL. VAT)	CONTRACT PERIOD
Company				From
Tel				To
Contact Person				
Email				
Company				From
Tel				To
Contact Person				
Email				
Company				From
Tel				To
Contact Person				
Email				
Company				From
Tel				To
Contact Person				
Email				
Company				From
Tel				To
Contact Person				
Email				

Attach additional pages if more space is required.

Number of sheets appended by the tenderer to this schedule (If nil, enter NIL)	
--	--

SIGNATURE		NAME (PRINT)	
CAPACITY		DATE	
NAME OF FIRM			



	21. CERTIFICATE OF REGISTRATION WITH CIDB
--	--

CIDB Contractor Registration Certificate

A Certificate of Contractors Registration issued by the Construction Industry Development Board (CIDB) shall be attached to this schedule.

Where a tenderer satisfies CIDB Contractor Grading designation requirements through joint venture formation, such tenderers must submit the Certificates of Contractor Registration in respect of each partner.

Number of sheets appended by the tenderer to this schedule (If nil, enter NIL)	
CRS Number:	

SIGNATURE		NAME (PRINT)	
CAPACITY		DATE	
NAME OF FIRM			



22. FORM OF OFFER AND ACCEPTANCE

NOTE:

1. This form must be completed in duplicate by both the successful bidder (Part 1) and the purchaser (Part 2). Both forms must be signed in the original so that the successful bidder and the purchaser will be in possession of originally signed contracts for their respective records.
2. NO correction fluid/tape may be used.
 - a. In the event of a mistake having been made, it shall be crossed out in ink and be accompanied by an initial at each and every alteration.
3. The Bidder **MUST** indicate whether he/she/the entity is a registered VAT Vendor or not.
 - a. In the case of the Bidder not being a registered VAT Vendor, both columns (amount/rate excluding AND including VAT) must reflect the same amount.

	INDICATE WITH AN 'X'								
Are you/is the firm a registered VAT Vendor	YES					NO			
If "YES", please provide VAT number									

1. OFFER

- 1.1. The Employer, identified in the Acceptance signature block, has solicited offers to enter into a contract in respect of the following works: **B/SM: 104/26**
- 1.2. The tenderer, identified in the Offer signature block, has examined the draft contract as listed in the Acceptance section and agreed to provide this Offer.
- 1.3. By the representative of the Tenderer, deemed to be duly authorised, signing this part of this Form of Offer and Acceptance, the Tenderer offers to perform all of the obligations and liabilities of the **Employer** under the contract, including compliance with all its terms and conditions according to their true intent and meaning for an amount to be determined in accordance with the conditions of contract identified in the Contract Data.

THE OFFERED TOTAL OF THE PRICES INCLUSIVE OF VAT IS:	
In figures:	RATES BASED TENDER
In words:	RATES BASED TENDER
	RATES BASED TENDER

- 1.4. This Offer may be accepted by the Employer by signing the Acceptance part of this Form of Offer and Acceptance and returning one copy of this document to the Tenderer before the end of the period of validity stated in the Tender Data, whereupon the Tenderer becomes the party named as the **Contractor** in the conditions of contract identified in the Contract Data.

Signature(s)		
Name(s)		
Capacity		
Name of tenderer:		
Name of witness:	<i>(Insert name and address of organisation)</i>	Date
Signature of witness:		



2. ACCEPTANCE

- 2.1. By signing this part of this Form of Offer and Acceptance, the Employer identified below accepts the tenderer's Offer. In consideration thereof, the Employer shall pay the Contractor the amount due in accordance with the conditions of contract identified in the Contract Data. Acceptance of the tenderer's Offer shall form an agreement between the Employer and the tenderer upon the terms and conditions contained in this agreement and in the contract that is the subject of this agreement.
- 2.2. Deviations from and amendments to the documents listed in the Tender Data and any addenda thereto listed in the Returnable Schedules as well as any changes to the terms of the Offer agreed by the tenderer and the Employer during this process of offer and acceptance, are contained in the Schedule of Deviations attached to and forming part of this Form of Offer and Acceptance. No amendments to or deviations from said documents are valid unless contained in this Schedule.
- 2.3. It is expressly agreed that no other matter whether in writing, oral communication or implied during the period between the issue of the tender documents and the receipt by the tenderer of a completed signed copy of this Agreement shall have any meaning or effect in the contract between the parties arising from this agreement.

Signature(s):		
Name(s):		
Capacity:		
For the Employer:	Stellenbosch Municipality, Plein Street, Stellenbosch	
Name of witness:		Date:
Signature of witness:		



23. PRICING SCHEDULE

NOTE:

1. Only firm prices will be accepted. Non-firm prices will not be considered.
2. All delivery costs **MUST** be included in the bid price, for delivery at the prescribed destination.
3. Document **MUST** be completed in non-erasable black ink.
4. **NO** correction fluid/tape may be used.
 - a. In the event of a mistake having been made, it shall be crossed out in ink and be accompanied by an initial at each and every alteration.
5. The Bidder **MUST** indicate whether he/she/the entity is a registered VAT Vendor or not.

I / We _____
 (full name of Bidder) the undersigned in my capacity as _____
 of the firm _____

hereby offer to Stellenbosch Municipality to render the services as described, in accordance with the specification and conditions of contract to the entire satisfaction of the Stellenbosch Municipality and subject to the conditions of tender, for the amounts indicated hereunder:

	INDICATE WITH AN 'X'			
Are you/is the firm a registered VAT Vendor	YES		NO	
If "YES", please provide VAT number				

Please note the following:

1. Stellenbosch Municipality reserves the right to adjust the scope of work/ quantity required to stay within its budget.
2. Only firm prices will be accepted and non-firm prices will not be considered.

SIGNATURE		NAME (PRINT)	
CAPACITY		DATE	
NAME OF FIRM			



PRICING SCHEDULE:

BIDDERS MUST QUOTE ON ALL ITEMS LISTED IN SCHEDULE A AND IN SCHEDULE B.

IF ALL COLUMNS ARE NOT COMPLETED IN EITHER SCHEDULE A OR SCHEDULE B, YOUR BID WILL BE DEEMED INVALID.

Tenderers must bid on all items in Schedule A and Schedule B . All prices must be clear and legible.

Note that when quoting prices, all items must be priced/quoted for on both schedules, and no items may be left unpriced/ unquoted for

SIGNATURE		NAME (PRINT)	
CAPACITY		DATE	
NAME OF FIRM			



SCHEDULE A

1.1 SEE-SAWS. (TWO-SEATER) ALL SEE-SAWS MUST BE SUPPLIED IN ACCORDANCE WITH SPECIFICATIONS REF.				
Item No	Item Description	YEAR 1 (for a period until 30 JUNE 2027) Excluding VAT	YEAR 2 (from 1 July 2027 until 30 June 2028 Excluding VAT	YEAR 3 (from 1 July 2028 until 30 June 2029) Excluding VAT
1.1.a	Supply and installation of the above-mentioned equipment on a new concrete base	R	R	R
1.1 b	Supply and installation of the above-mentioned equipment on a tarmac base	R	R	R
TOTAL BEFORE VAT		R	R	R
15% VAT		R	R	R
TOTAL AFTER VAT		R	R	R
Total amount after VAT of all 3 financial years (Add year1 +year2 +year 3 total amount after VAT) Carry this amount to the summary on page				R

SIGNATURE		NAME (PRINT)	
CAPACITY		DATE	
NAME OF FIRM			



1.2 SEE-SAWS (FOUR-SEATER) ALL SEE-SAWS MUST BE SUPPLIED IN ACCORDANCE WITH SPECIFICATIONS REF.				
Item No	Item Description	YEAR 1 (For a period until 30 JUNE 2027) Excluding VAT	YEAR 2 (from 1 July 2027 until 30 June 2028) Excluding VAT	YEAR 3 (from 1 July 2028 until 30 June 2029) Excluding VAT
1.2.a	Supply and installation of the above-mentioned equipment on a new concrete base	R	R	R
1.2 b	Supply and installation of the above-mentioned equipment on a tarmac base	R	R	R
TOTAL BEFORE VAT		R	R	R
15% VAT		R	R	R
TOTAL AFTER VAT		R	R	R
Total amount after VAT of all 3 financial years (Add year1 +year2 +year 3 total amount after VAT) Carry this amount to the summary on page				R

SIGNATURE		NAME (PRINT)	
CAPACITY		DATE	
NAME OF FIRM			



2. JOY WHEELS ALL JOY WHEELS MUST BE SUPPLIED IN ACCORDANCE WITH SPECIFICATIONS REF. F4/2/30 DRAWING PE-JW/09				
Item No	Item Description	YEAR 1 (For a period until 30 JUNE 2027) Excluding VAT	YEAR 2 (from 1 July 2027 until 30 June 2028) Excluding VAT	YEAR 3 (from 1 July 2028 until 30 June 2029) Excluding VAT
2.1 a	Supply and installation of the above-mentioned equipment on a new concrete base	R	R	R
2.1 b	Supply and installation of the above-mentioned equipment on a tarmac base	R	R	R
2.1 c	Supply of joy wheel bearings 30212 60x110x24.3mm....	R	R	R
2.1 d	Supply of joy wheel bearings 30218 90x160x32.5 mm	R	R	R
TOTAL BEFORE VAT		R	R	R
15% VAT		R	R	R
TOTAL AFTER VAT		R	R	R
Total amount after VAT of all 3 financial years (Add year1 +year2 +year 3 total amount after VAT) Carry this amount to the summary on page				R

SIGNATURE		NAME (PRINT)	
CAPACITY		DATE	
NAME OF FIRM			



3. WHIRLING PLATFORMS MUST BE SUPPLIED IN ACCORDANCE WITH SPECIFICATIONS REF. 13.11				
Item No	Item Description	YEAR 1 (For a period until 30 JUNE 2027) Excluding VAT	YEAR 2 (from 1 July 2027 until 30 June 2028 Excluding VAT	YEAR 3 (from 1 July 2028 until 30 June 2029) Excluding VAT
3.1 a	Supply and installation of the above-mentioned equipment on a new concrete base	R	R	R
3.1 b	Supply and installation of the above-mentioned equipment on a tarmac base	R	R	R
3.1 c	Supply of bearings 30212 60x110x24.3mm	R	R	R
3.1 d	Supply of bearings 30218 90x160x32.5 mm	R	R	R
TOTAL BEFORE VAT		R	R	R
15% VAT		R	R	R
TOTAL AFTER VAT		R	R	R
Total amount after VAT of all 3 financial years (Add year1 +year2 +year 3 total amount after VAT) Carry this amount to the summary on page				R

SIGNATURE		NAME (PRINT)	
CAPACITY		DATE	
NAME OF FIRM			



STELLENBOSCH

STELLENBOSCH • PNIEL • FRANSCHHOEK

MUNISIPALITEIT • UMASIPALA • MUNICIPALITY

4. SLIDES LARGE 2.0M HIGH. ALL SLIDES MUST BE SUPPLIED IN ACCORDANCE WITH THE SPECIFICATIONS REF.				
Item No	Item Description	YEAR 1 (For a period until 30 JUNE 2027) Excluding VAT	YEAR 2 (from 1 July 2027 until 30 June 2028 Excluding VAT	YEAR 3 (from 1 July 2028 until 30 June 2029) Excluding VAT
4.1.a	Supply and installation of the above-mentioned equipment on a new concrete base	R	R	R
4.1.b	Supply and installation of the above-mentioned equipment on a tarmac base	R	R	R
TOTAL BEFORE VAT		R	R	R
15% VAT		R	R	R
TOTAL AFTER VAT		R	R	R
Total amount after VAT of all 3 financial years (Add year1 +year2 +year 3 total amount after VAT) Carry this amount to the summary on page				R

SIGNATURE		NAME (PRINT)	
CAPACITY		DATE	
NAME OF FIRM			



STELLENBOSCH

STELLENBOSCH • PNIEL • FRANSCHHOEK

MUNISIPALITEIT • UMASIPALA • MUNICIPALITY

5. SLIDES SMALL 1.45M HIGH- ALL SLIDES MUST BE SUPPLIED IN ACCORDANCE WITH SPECIFICATIONS REF. F4/2/30 DRAWING B				
Item No	Item Description	YEAR 1 (For a period until 30 JUNE 2027) Excluding VAT	YEAR 2 (from 1 July 2027 until 30 June 2028) Excluding VAT	YEAR 3 (from 1 July 2028 until 30 June 2029) Excluding VAT
5.1.a	Supply and installation of the above-mentioned equipment on a new concrete base	R	R	R
5.1.b	Supply and installation of the above-mentioned equipment on a tarmac base	R	R	R
TOTAL BEFORE VAT		R	R	R
15% VAT		R	R	R
TOTAL AFTER VAT		R	R	R
Total amount after VAT of all 3 financial years (Add year1 +year2 +year 3 total amount after VAT) Carry this amount to summary on page				R

SIGNATURE		NAME (PRINT)	
CAPACITY		DATE	
NAME OF FIRM			



STELLENBOSCH

STELLENBOSCH • PNIEL • FRANSCHHOEK

MUNISIPALITEIT • UMASIPALA • MUNICIPALITY

6. TWO-SEATER SWINGS (ALL SWINGS MUST BE SUPPLIED IN ACCORDANCE WITH SPECIFICATIONS REF. F4/2/30 DRAWING D):				
Item No	Item Description	YEAR 1 (For a period until 30 JUNE 2027) Excluding VAT	YEAR 2 (from 1 July 2027 until 30 June 2028 Excluding VAT	YEAR 3 (from 1 July 2028 until 30 June 2029) Excluding VAT
6.1.a	Supply and installation of the above-mentioned equipment on a new concrete base	R	R	R
6.1.b	Supply and installation of the above-mentioned equipment on a tarmac base	R	R	R
6.1 c	Supply 8mm galvanised chain 30m	R	R	R
6.1 d	Supply M8 D-Shackles	R	R	R
6.1 e	Supply M10 D-Shackles	R	R	R
6.1. f	Supply M12 D-Shackles	R	R	R
6.1 g	Supply new bucket tyre swing seats	R	R	R

SIGNATURE		NAME (PRINT)	
CAPACITY		DATE	
NAME OF FIRM			



6. TWO-SEATER SWINGS (ALL SWINGS MUST BE SUPPLIED IN ACCORDANCE WITH SPECIFICATIONS REF. F4/2/30 DRAWING D):				
Item No	Item Description	YEAR 1 (For a period until 30 JUNE 2027) Excluding VAT	YEAR 2 (from 1 July 2027 until 30 June 2028) Excluding VAT	YEAR 3 (from 1 July 2028 until 30 June 2029) Excluding VAT
6.1 h	Supply new flat tyre swing seats	R	R	R
TOTAL BEFORE VAT		R	R	R
15% VAT		R	R	R
TOTAL AFTER VAT		R	R	R
Total amount after VAT of all 3 financial years (Add year1 +year2 +year 3 total amount after VAT) Carry this amount to the summary on page				R

SIGNATURE		NAME (PRINT)	
CAPACITY		DATE	
NAME OF FIRM			



7. FOUR-SEATER SWINGS ALL SWINGS MUST BE SUPPLIED IN ACCORDANCE WITH SPECIFICATIONS REF. F4/2/30 DRAWING E				
Item No	Item Description	YEAR 1 (from 01 FOR A PERIOD UNTIL 30 JUNE 2027) Excluding VAT	YEAR 2 (from 1 July 2027 until 30 June 2028 Excluding VAT	YEAR 3 (from 1 July 2028 until 30 June 2029) Excluding VAT
7.1.a	Supply, delivery, and installation of the above-mentioned equipment on a new concrete base	R	R	R
7.2.b	Supply and installation of the above-mentioned equipment on a tarmac base	R	R	R
TOTAL BEFORE VAT		R	R	R
15% VAT		R	R	R
TOTAL AFTER VAT		R	R	R
Total amount after VAT of all 3 financial years (Add year1 +year2 +year 3 total amount after VAT) Carry this amount to the summary on page				R

SIGNATURE		NAME (PRINT)	
CAPACITY		DATE	
NAME OF FIRM			



8. S-SHAPE BAR WITH SPECIFICATIONS REF.				
Item No	Item Description	YEAR 1 (from 01 FOR A PERIOD UNTIL 30 JUNE 2027) Excluding VAT	YEAR 2 (from 1 July 2027 until 30 June 2028 Excluding VAT	YEAR 3 (from 1 July 2028 until 30 June 2029) Excluding VAT
8.1.a	Supply, delivery and installation of the above-mentioned equipment on a new concrete base	R	R	R
8.2.b	Supply and installation of the above-mentioned equipment on a tarmac base	R	R	R
TOTAL BEFORE VAT		R	R	R
15% VAT		R	R	R
TOTAL AFTER VAT		R	R	R
Total amount after VAT of all 3 financial years (Add year1 +year2 +year 3 total amount after VAT) Carry this amount to summary on page				R

SIGNATURE		NAME (PRINT)	
CAPACITY		DATE	
NAME OF FIRM			



STELLENBOSCH

STELLENBOSCH • PNIEL • FRANSCHHOEK

MUNISIPALITEIT • UMASIPALA • MUNICIPALITY

9. TODDLER SWING BE SUPPLIED IN ACCORDANCE WITH SPECIFICATIONS REF. F4/2/30 DRAWING E				
Item No	Item Description	YEAR 1 (from 01 FOR A PERIOD UNTIL 30 JUNE 2027) Excluding VAT	YEAR 2 (from 1 July 2027 until 30 June 2028 Excluding VAT	YEAR 3 (from 1 July 2028 until 30 June 2029) Excluding VAT
9.1.a	Supply, delivery, and installation of the above-mentioned equipment on a new concrete base	R	R	R
9.2.b	Supply and installation of the above-mentioned equipment on a tarmac base	R	R	R
9.2 c	Supply new toddler swing seat	R	R	R
TOTAL BEFORE VAT		R	R	R
15% VAT		R	R	R
TOTAL AFTER VAT		R	R	R
Total amount after VAT of all 3 financial years (Add year1 +year2 +year 3 total amount after VAT) Carry this amount to summary on page				R

SIGNATURE		NAME (PRINT)	
CAPACITY		DATE	
NAME OF FIRM			



STELLENBOSCH

STELLENBOSCH • PNIEL • FRANSCHHOEK

MUNISIPALITEIT • UMASIPALA • MUNICIPALITY

10. TARZAN BARS: ALL TARZAN BARS MUST BE SUPPLIED IN ACCORDANCE WITH SPECIFICATIONS REF. F4/2/30 AND AS PER THE ATTACHED SPECIFICATIONS AND PLAN PE-TB/09 Supply and Delivery of TARZAN BARS				
Item No	Item Description	YEAR 1 (For a period until 30 JUNE 2027) Excluding VAT	YEAR 2 (from 1 July 2027 until 30 June 2028 Excluding VAT	YEAR 3 (from 1 July 2028 until 30 June 2029) Excluding VAT
10.1 a	Supply, delivery, and installation of the above-mentioned equipment	R	R	R
10.2 b	Supply and installation of the above-mentioned equipment on a new concrete base	R	R	R
TOTAL BEFORE VAT		R	R	R
15% VAT		R	R	R
TOTAL AFTER VAT		R	R	R
Total amount after VAT of all 3 financial years (Add year1 +year2 +year 3 total amount after VAT) Carry this amount to the summary on page				R

SIGNATURE		NAME (PRINT)	
CAPACITY		DATE	
NAME OF FIRM			



STELLENBOSCH

STELLENBOSCH • PNIEL • FRANSCHHOEK

MUNISIPALITEIT • UMASIPALA • MUNICIPALITY

11. ALPHA JUNGLE GYMS: ALL ALPHA JUNGLE GYMS MUST BE SUPPLIED IN ACCORDANCE WITH SPECIFICATIONS REF. F4/2/30 AND AS PER THE ATTACHED SPECIFICATIONS AND PLAN PE-AG/09

Item No	Item Description	YEAR 1 (For a period until 30 JUNE 2027) Excluding VAT	YEAR 2 (from 1 July 2027 until 30 June 2028) Excluding VAT	YEAR 3 (from 1 July 2028 until 30 June 2029) Excluding VAT
11.1 a	Supply and installation of whirling platforms - 5mm galvanized checker plate on a new concrete base.	R	R	R
11.2 b	Supply and installation of whirling platforms - 5mm galvanized checker plate on a new concrete base.	R	R	R
TOTAL BEFORE VAT		R	R	R
15% VAT		R	R	R
TOTAL AFTER VAT		R	R	R
Total amount after VAT of all 3 financial years (Add year1 +year2 +year 3 total amount after VAT) Carry this amount to summary on page				R

SIGNATURE		NAME (PRINT)	
CAPACITY		DATE	
NAME OF FIRM			



STELLENBOSCH

STELLENBOSCH • PNIEL • FRANSCHHOEK

MUNISIPALITEIT • UMASIPALA • MUNICIPALITY

12. LISTENING TUBE				
Item No	Item Description	YEAR 1 (For a period until 30 JUNE 2027) Excluding VAT	YEAR 2 (from 1 July 2027 until 30 June 2028) Excluding VAT	YEAR 3 (from 1 July 2028 until 30 June 2029) Excluding VAT
12.1 a	Supply and installation of whirling platforms - 5mm galvanised checker plate on a new concrete base.	R	R	R
12.2 b	Supply and installation of whirling platforms - 5mm galvanised checker plate on a new concrete base.	R	R	R
TOTAL BEFORE VAT		R	R	R
15% VAT		R	R	R
TOTAL AFTER VAT		R	R	R
Total amount after VAT of all 3 financial years (Add year1 +year2 +year 3 total amount after VAT) Carry this amount to summary on page				R

SIGNATURE		NAME (PRINT)	
CAPACITY		DATE	
NAME OF FIRM			



STELLENBOSCH

STELLENBOSCH • PNIEL • FRANSCHHOEK

MUNISIPALITEIT • UMASIPALA • MUNICIPALITY

13. M-SHAPE: ALL S-SHAPE PLAY EQUIPMENT MUST BE SUPPLIED IN ACCORDANCE WITH SPECIFICATIONS REF. F4/2/30 AND AS PER THE ATTACHED SPECIFICATIONS AND PLAN PE-AG/09				
Item No	Item Description	YEAR 1 (For a period until 30 JUNE 2027) Excluding VAT	YEAR 2 (from 1 July 2027 until 30 June 2028) Excluding VAT	YEAR 3 (from 1 July 2028 until 30 June 2029) Excluding VAT
13.1 a	Supply and installation of S-Shape Bar on a new concrete base	R	R	R
13.2 b	Supply and installation of S-Shape Bar on tarmac base	R	R	R
TOTAL BEFORE VAT		R	R	R
15% VAT		R	R	R
TOTAL AFTER VAT		R	R	R
Total amount after VAT of all 3 financial years (Add year1 +year2 +year 3 total amount after VAT) Carry this amount to the summary on page				R

SIGNATURE		NAME (PRINT)	
CAPACITY		DATE	
NAME OF FIRM			



STELLENBOSCH

STELLENBOSCH • PNIEL • FRANSCHHOEK

MUNISIPALITEIT • UMASIPALA • MUNICIPALITY

14. LITTER BIN MUST BE SUPPLIED IN ACCORDANCE WITH SPECIFICATIONS REF.SP/TSS/DP/18 AS PER THE ATTACHED SPECIFICATIONS AND PLAN				
Item no.	Item Description	YEAR 1 (For a period until 30 JUNE 2027) Excluding VAT	YEAR 2 (from 1 July 2027 until 30 June 2028 Excluding VAT	YEAR 3 (from 1 July 2028 until 30 June 2029) Excluding VAT
14.1	Supply and deliver litterbin base	R	R	R
TOTAL BEFORE VAT		R	R	R
15% VAT		R	R	R
TOTAL AFTER VAT		R	R	R
Total amount after VAT of all 3 financial years (Add year1 +year2 +year 3 total amount after VAT) Carry this amount to summary on page				R

15. STEEL BENCH MUST BE SUPPLIED IN ACCORDANCE WITH SPECIFICATIONS SP/TSS/DP/19 AND AS PER THE ATTACHED SPECIFICATIONS AND PLAN				
Item no.	Item Description	YEAR 1 (For a period until 30 JUNE 2027) Excluding VAT	YEAR 2 (from 1 July 2027 until 30 June 2028 Excluding VAT	YEAR 3 (from 1 July 2028 until 30 June 2029) Excluding VAT
15.1	Supply and deliver a steel Bench	R	R	R
TOTAL BEFORE VAT		R	R	R
15% VAT		R	R	R
TOTAL AFTER VAT		R	R	R
Total amount after VAT of all 3 financial years (Add year1 +year2 +year 3 total amount after VAT) Carry this amount to summary on page				R

SIGNATURE		NAME (PRINT)	
CAPACITY		DATE	
NAME OF FIRM			



16. BIKE RACK MUST BE SUPPLIED IN ACCORDANCE WITH SPECIFICATIONS REF. SP/TSS/DP/20 AS PER THE ATTACHED SPECIFICATIONS AND PLAN				
Item no	Item Description	YEAR 1 (For a period until 30 JUNE 2027) Excluding VAT	YEAR 2 (from 1 July 2027 until 30 June 2028) Excluding VAT	YEAR 3 (from 1 July 2028 until 30 June 2029) Excluding VAT
16.1	Supply and deliver bike rack	R	R	R
TOTAL BEFORE VAT		R	R	R
15% VAT		R	R	R
TOTAL AFTER VAT		R	R	R
Total amount after VAT of all 3 financial years (Add year1 +year2 +year 3 total amount after VAT) Carry this amount to the summary on page				R

SIGNATURE		NAME (PRINT)	
CAPACITY		DATE	
NAME OF FIRM			



PRICING SCHEDULE B
(BIDDERS MUST QUOTE ON ALL ITEMS LISTED IN SCHEDULE B)

REPAIRS OF STEEL PLAY EQUIPMENT				
1. Whirling Platforms				
Item No.	Item Description	YEAR 1 (For a period until 30 JUNE 2027) Excluding VAT	YEAR 2 (from 1 July 2027 until 30 June 2028) Excluding VAT	YEAR 3 (from 1 July 2028 until 30 June 2029) Excluding VAT
1.1	Removal & Re-installation	R	R	R
1.2	Removal & Re- installation on a new site	R	R	R
1.3	Replacement of bearings (top and bottom)	R	R	R
1.4	Replacement of the shaft include base plate	R	R	R
1.5	Replacement of Shaft, ONLY	R	R	R
1.6	Replacement of wooden panels (price per panel)	R	R	R
1.7	Replacement of steel panels (price per panel)	R	R	R
1.8	Replacement of hand rails (price per rail)	R	R	R

SIGNATURE		NAME (PRINT)	
CAPACITY		DATE	
NAME OF FIRM			



STELLENBOSCH

STELLENBOSCH • PNIEL • FRANSCHHOEK

MUNISIPALITEIT • UMASIPALA • MUNICIPALITY

REPAIRS OF STEEL PLAY EQUIPMENT				
1. Whirling Platforms				
Item No.	Item Description	YEAR 1 (For a period until 30 JUNE 2027) Excluding VAT	YEAR 2 (from 1 July 2027 until 30 June 2028) Excluding VAT	YEAR 3 (from 1 July 2028 until 30 June 2029) Excluding VAT
1.9	Stripping & Repainting	R	R	R
1.10	Replacement of foundation block (incl. fitment bolts and nuts)	R	R	R
1.11	Replacement of top cover	R	R	R
1.12	Replacement of castle nut	R	R	R
1.13	Replace of base plate 600mm x 600mm x 10mm	R	R	R
TOTAL BEFORE VAT		R	R	R
15% VAT		R	R	R
TOTAL AFTER VAT		R	R	R
Total amount after VAT of all 3 financial years (Add year1 +year2 +year 3 total amount after VAT) Carry this amount to summary on page				R

SIGNATURE		NAME (PRINT)	
CAPACITY		DATE	
NAME OF FIRM			



STELLENBOSCH

STELLENBOSCH • PNIEL • FRANSCHHOEK

MUNISIPALITEIT • UMASIPALA • MUNICIPALITY

REPAIRS OF STEEL PLAY EQUIPMENT				
2. Joy Wheels				
Item No.	Item Description	YEAR 1 (For a period until 30 JUNE 2027) Excluding VAT	YEAR 2 (from 1 July 2027 until 30 June 2028) Excluding VAT	YEAR 3 (from 1 July 2028 until 30 June 2029) Excluding VAT
2.1	Removal & Re-installation	R	R	R
2.2	Replacement of bearings (top and bottom)	R	R	R
2.3	Removal & Re- installation on a new site	R	R	R
2.4	Replacement of the shaft include base plate	R	R	R
2.5	Replacement of Shaft, ONLY	R	R	R
2.6	Replacement of pipe 60mm x 6mm (price per meter)	R	R	R
2.7	Replacement of pipe 32mm x 6mm (price per meter)	R	R	R
2.8	Replacement of foundation block 900mm x 900mm x 900mm, including fitment bolts	R	R	R

SIGNATURE		NAME (PRINT)	
CAPACITY		DATE	
NAME OF FIRM			



STELLENBOSCH

STELLENBOSCH • PNIEL • FRANSCHHOEK

MUNISIPALITEIT • UMASIPALA • MUNICIPALITY

REPAIRS OF STEEL PLAY EQUIPMENT				
2. Joy Wheels				
Item No.	Item Description	YEAR 1 (For a period until 30 JUNE 2027) Excluding VAT	YEAR 2 (from 1 July 2027 until 30 June 2028) Excluding VAT	YEAR 3 (from 1 July 2028 until 30 June 2029) Excluding VAT
2.9	Replacement of the top cover	R	R	R
2.10	Stripping & Repainting	R	R	R
2.11	Replacement of the castle nut	R	R	R
2.12	Replacement of base plate 600mm x 600mm x 10mm	R	R	R
2.13	Supply	R	R	R
TOTAL BEFORE VAT		R	R	R
15% VAT		R	R	R
TOTAL AFTER VAT		R	R	R
Total amount after VAT of all 3 financial years (Add year1 +year2 +year 3 total amount after VAT) Carry this amount to summary on page				R

SIGNATURE		NAME (PRINT)	
CAPACITY		DATE	
NAME OF FIRM			



STELLENBOSCH

STELLENBOSCH • PNIEL • FRANSCHHOEK

MUNISIPALITEIT • UMASIPALA • MUNICIPALITY

REPAIRS OF STEEL PLAY EQUIPMENT				
3. See-Saws				
Item No.	Item Description	YEAR 1 (For a period until 30 JUNE 2027) Excluding VAT	YEAR 2 (from 1 July 2027 until 30 June 2028) Excluding VAT	YEAR 3 (from 1 July 2028 until 30 June 2029) Excluding VAT
3.1	Removal & Re-installation	R	R	R
3.2	Replacement of handles (price per handle)	R	R	R
3.3	Removal & Re- installation on a new site	R	R	R
3.4	Replacement of wooden seats (price per seat) (Meranti)	R	R	R
3.5	Replacement of tyre ends - shock rubber (price per tyre)	R	R	R
3.6	Replacement of ground tyres (price per tyre)	R	R	R
3.7	Replacement of bearing shaft and bushes (left & right bearing)	R	R	R
3.8	Replacement of topcover	R	R	R
3.9	Replacement of foundation block 600mm x 600mm x 900mm, including fitment bolts and nuts	R	R	R

SIGNATURE		NAME (PRINT)	
CAPACITY		DATE	
NAME OF FIRM			



REPAIRS OF STEEL PLAY EQUIPMENT				
3. See-Saws				
Item No.	Item Description	YEAR 1 (For a period until 30 JUNE 2027) Excluding VAT	YEAR 2 (from 1 July 2027 until 30 June 2028 Excluding VAT	YEAR 3 (from 1 July 2028 until 30 June 2029) Excluding VAT
3.10	Replacement of the stand	R	R	R
3.11	Stripping & Repainting	R	R	R
3.12	Replacement of the castle nut	R	R	R
3.13	Replacement of 2-seater base plate 400mm x 400mm x 10mm	R	R	R
TOTAL BEFORE VAT		R	R	R
15% VAT		R	R	R
TOTAL AFTER VAT		R	R	R
Total amount after VAT of all 3 financial years (Add year1 +year2 +year 3 total amount after VAT) Carry this amount to the summary on page				R

SIGNATURE		NAME (PRINT)	
CAPACITY		DATE	
NAME OF FIRM			

REPAIRS OF STEEL PLAY EQUIPMENT				
4. Swings				
Item No.	Item Description	YEAR 1 (For a period until 30 JUNE 2027) Excluding VAT	YEAR 2 (from 1 July 2027 until 30 June 2028) Excluding VAT	YEAR 3 (from 1 July 2028 until 30 June 2029) Excluding VAT
4.1	Removal & Re-installation	R	R	R
4.2	Replacement of chains (price per meter)	R	R	R
4.3	Removal & Re- installation on a new site	R	R	R
4.4	Replacement of shackles (price per shackle:8mm)	R	R	R
4.5	Replacement of shackles (price per shackle: 10mm)	R	R	R
4.6	Replacement of shackles (price per shackle:12mm)	R	R	R
4.7	Replacement of bearing (price per bearing)	R	R	R
4.8	Replacement of pipe frame (price per meter)	R	R	R
4.9	Replacement of baseplate (price per plate: 200mm x 200mm x 10mm)	R	R	R
4.10	Replacement of foundation block 400mm x 400mm x 500mm, include fitment bolts and nuts	R	R	R
4.11	Stripping & Repainting	R	R	R
4.12	Replacement of castle nut	R	R	R
4.13	Replace of 2-seater base plate 600mm x 600mm x	R	R	R

SIGNATURE		NAME (PRINT)	
CAPACITY		DATE	
NAME OF FIRM			



REPAIRS OF STEEL PLAY EQUIPMENT				
4. Swings				
Item No.	Item Description	YEAR 1 (For a period until 30 JUNE 2027) Excluding VAT	YEAR 2 (from 1 July 2027 until 30 June 2028) Excluding VAT	YEAR 3 (from 1 July 2028 until 30 June 2029) Excluding VAT
	10mm			
4.14	Bearing Cup Holder	R	R	R
4.15	Replacement of seats including shackles (tyre)	R	R	R
4.16	Replacement of seats including shackles (conveyer belt)	R	R	R
TOTAL BEFORE VAT		R	R	R
15% VAT		R	R	R
TOTAL AFTER VAT		R	R	R
Total amount after VAT of all 3 financial years (Add year1 +year2 +year 3 total amount after VAT) Carry this amount to summary on page				R

SIGNATURE		NAME (PRINT)	
CAPACITY		DATE	
NAME OF FIRM			



STELLENBOSCH

STELLENBOSCH • PNIEL • FRANSCHHOEK

MUNISIPALITEIT • UMASIPALA • MUNICIPALITY

REPAIRS OF STEEL PLAY EQUIPMENT				
5. Slides				
Item No.	Item Description	YEAR 1 (For a period until 30 JUNE 2027) Excluding VAT	YEAR 2 (from 1 July 2027 until 30 June 2028 Excluding VAT	YEAR 3 (from 1 July 2028 until 30 June 2029) Excluding VAT
5.1	Removal & Re-installation	R	R	R
5.2	Replacement of stainless-steel plates: 3.6m slide (price per plate)	R	R	R
5.3	Removal & Re- installation on a new site	R	R	R
5.4	Replacement of stainless-steel plates: 5.5m slide (price per plate)	R	R	R
5.5	Replacement of stainless-steel plates: 6.4m slide (price per plate)	R	R	R
5.6	Replacement of foundation block 400mm x 400mm x 500mm, including fitment bolts and nuts	R	R	R
5.7	Replacement of angle iron (price per meter: 40 x 40 x 5mm)	R	R	R
5.8	Replacement of the landing tyre	R	R	R

SIGNATURE		NAME (PRINT)	
CAPACITY		DATE	
NAME OF FIRM			



STELLENBOSCH

STELLENBOSCH • PNIEL • FRANSCHHOEK

MUNISIPALITEIT • UMASIPALA • MUNICIPALITY

REPAIRS OF STEEL PLAY EQUIPMENT				
5. Slides				
Item No.	Item Description	YEAR 1 (For a period until 30 JUNE 2027) Excluding VAT	YEAR 2 (from 1 July 2027 until 30 June 2028) Excluding VAT	YEAR 3 (from 1 July 2028 until 30 June 2029) Excluding VAT
5.9	Replacement of wooden sides, incl metal strip 30mm x 6mm (price per slide)	R	R	R
5.10	Replacement of platform: 6.4m Slide - 1200mm x 600mm x 10mm (6mm Checker Plate)	R	R	R
5.11	Replacement of platform: 5.5m Slide	R	R	R
5.12	Replacement of platform: 3.6m Slide	R	R	R
5.13	Replacement of Checker Plate Step: 95mm x 400mm x 10mm (price per step)	R	R	R
5.14	Replacement of stair and platform (price per rail)	R	R	R
5.15	Replacement of baseplate - 200mm x 200mm x 10mm (price per plate)	R	R	R
5.16	Replacement of pipe 50mm x 6mm (price per meter)	R	R	R

SIGNATURE		NAME (PRINT)	
CAPACITY		DATE	
NAME OF FIRM			



REPAIRS OF STEEL PLAY EQUIPMENT				
5. Slides				
Item No.	Item Description	YEAR 1 (For a period until 30 JUNE 2027) Excluding VAT	YEAR 2 (from 1 July 2027 until 30 June 2028 Excluding VAT	YEAR 3 (from 1 July 2028 until 30 June 2029) Excluding VAT
5.17	Replacement of pipe 25mm x 6mm (price per meter)	R	R	R
5.18	Replacement of slide scoop: 3.6m slide	R	R	R
5.19	Replacement of slide scoop: 5.5m slide	R	R	R
5.20	Replacement of slide scoop: 6.4m slide	R	R	R
5.21	Stripping & Repainting	R	R	R
TOTAL BEFORE VAT		R	R	R
15% VAT		R	R	R
TOTAL AFTER VAT		R	R	R
Total amount after VAT of all 3 financial years (Add year1 +year2 +year 3 total amount after VAT) Carry this amount to summary on page				R

SIGNATURE		NAME (PRINT)	
CAPACITY		DATE	
NAME OF FIRM			



STELLENBOSCH

STELLENBOSCH • PNIEL • FRANSCHHOEK

MUNISIPALITEIT • UMASIPALA • MUNICIPALITY

REPAIRS OF STEEL PLAY EQUIPMENT				
6. Moon Rocket				
Item No.	Item Description	YEAR 1 (For a period until 30 JUNE 2027) Excluding VAT	YEAR 2 (from 1 July 2027 until 30 June 2028) Excluding VAT	YEAR 3 (from 1 July 2028 until 30 June 2029) Excluding VAT
6.1	Removal & Re-installation	R	R	R
6.2	Replacement of stainless steel plates: 6.4m slide (price per plate)	R	R	R
6.3	Removal & Re- installation on a new site	R	R	R
6.4	Replacement of landing tyre	R	R	R
6.5	Replacement of foundation block 400mm x 400mm x 500mm, include fitment bolts and nuts	R	R	R
6.6	Replacement of main foundation block 900mm x 900mm x 900mm, including fitment and nuts	R	R	R
6.7	Replacement of platform (6mm Checker Plate)	R	R	R
6.8	Replacement of wooden side, including metal strips 30 x 6mm (price per slide)	R	R	R
6.9	Replacement of pipe 50mm x 5mm (price per meter)	R	R	R
6.10	Replacement of pipe 25mm x 4.5mm (price per	R	R	R

SIGNATURE		NAME (PRINT)	
CAPACITY		DATE	
NAME OF FIRM			



REPAIRS OF STEEL PLAY EQUIPMENT				
6. Moon Rocket				
Item No.	Item Description	YEAR 1 (For a period until 30 JUNE 2027) Excluding VAT	YEAR 2 (from 1 July 2027 until 30 June 2028) Excluding VAT	YEAR 3 (from 1 July 2028 until 30 June 2029) Excluding VAT
	meter)			
6.11	Replacement of Checker Plate Step: 95 x 400 x 10mm (price per step)	R	R	R
6.12	Replacement of baseplate 250 x 250 x 10mm (price per plate)	R	R	R
6.13	Replacement of angle iron (40 x 40 x 5mm)	R	R	R
6.14	Replacement of slide scoop: 6.4m slide	R	R	R
6.15	Stripping & Repainting	R	R	R
6.16	Removal & Re-installation	R	R	R
TOTAL BEFORE VAT		R	R	R
15% VAT		R	R	R
TOTAL AFTER VAT		R	R	R

SIGNATURE		NAME (PRINT)	
CAPACITY		DATE	
NAME OF FIRM			



REPAIRS OF STEEL PLAY EQUIPMENT				
6. Moon Rocket				
Item No.	Item Description	YEAR 1 (For a period until 30 JUNE 2027) Excluding VAT	YEAR 2 (from 1 July 2027 until 30 June 2028) Excluding VAT	YEAR 3 (from 1 July 2028 until 30 June 2029) Excluding VAT
Total amount after VAT of all 3 financial years (Add year1 +year2 +year 3 total amount after VAT) Carry this amount to summary on page				R

SIGNATURE		NAME (PRINT)	
CAPACITY		DATE	
NAME OF FIRM			



STELLENBOSCH

STELLENBOSCH • PNIEL • FRANSCHHOEK

MUNISIPALITEIT • UMASIPALA • MUNICIPALITY

REPAIRS OF STEEL PLAY EQUIPMENT				
7. Dragon Slide				
Item No.	Item Description	YEAR 1 (For a period until 30 JUNE 2027) Excluding VAT	YEAR 2 (from 1 July 2027 until 30 June 2028) Excluding VAT	YEAR 3 (from 1 July 2028 until 30 June 2029) Excluding VAT
7.1	Removal & Re-installation	R	R	R
7.2	Removal & Re- installation on a new site	R	R	R
7.3	Replacement of stainless steel plates: 3.6m slide (price per plate)	R	R	R
7.4	Replacement of slide scoop: 3.6m slide	R	R	R
7.5	Replacement of landing tyre	R	R	R
7.6	Replacement of foundation block 400mm x 400mm x 500mm, include fitment bolts and nuts	R	R	R
7.7	Replacement of platform: 4.5m plate (price per square meter)	R	R	R
7.8	Replacement of 4.5mm Checker Plate Step (price per step)	R	R	R
7.9	Replacement of angle iron (40mm x 40mm x 5mm)	R	R	R

SIGNATURE		NAME (PRINT)	
CAPACITY		DATE	
NAME OF FIRM			



STELLENBOSCH

STELLENBOSCH • PNIEL • FRANSCHHOEK

MUNISIPALITEIT • UMASIPALA • MUNICIPALITY

REPAIRS OF STEEL PLAY EQUIPMENT				
7. Dragon Slide				
Item No.	Item Description	YEAR 1 (For a period until 30 JUNE 2027) Excluding VAT	YEAR 2 (from 1 July 2027 until 30 June 2028) Excluding VAT	YEAR 3 (from 1 July 2028 until 30 June 2029) Excluding VAT
7.10	Replacement of wooden sides (incl metal strip)	R	R	R
7.11	Replacement of pipe 60mm x 5mm (price per meter)	R	R	R
7.12	Replacement of pipe 25mm x 4,5mm (price per meter)	R	R	R
7.13	Replacement of baseplate: 200mm x 250mm x 10mm (price per plate)	R	R	R
7.14	Stripping & Repainting	R	R	R
TOTAL BEFORE VAT		R	R	R
15% VAT		R	R	R
TOTAL AFTER VAT		R	R	R
Total amount after VAT of all 3 financial years (Add year1 +year2 +year 3 total amount after VAT) Carry this amount to summary on page				R

SIGNATURE		NAME (PRINT)	
CAPACITY		DATE	
NAME OF FIRM			



STELLENBOSCH

STELLENBOSCH • PNIEL • FRANSCHHOEK

MUNISIPALITEIT • UMASIPALA • MUNICIPALITY

REPAIRS OF STEEL PLAY EQUIPMENT				
8. Tarzan Bars				
Item No.	Item Description	YEAR 1 (For a period until 30 JUNE 2027) Excluding VAT	YEAR 2 (from 1 July 2027 until 30 June 2028 Excluding VAT	YEAR 3 (from 1 July 2028 until 30 June 2029) Excluding VAT
8.1	Removal & Re-installation	R	R	R
8.2	Removal & Re- installation on a new site	R	R	R
8.3	Replacement of foundation block 400mm x 400mm x 500mm, include fitment bolts and nuts	R	R	R
8.4	Replacement of pipe 40mm x 6mm (price per meter)	R	R	R
8.5	Replacement of pipe 25mm x 4,5mm (price per meter)	R	R	R
8.6	Replacement of baseplate: 200mm x 250mm x 10mm (price per plate)	R	R	R
8.7	Stripping & Repainting	R	R	R
TOTAL BEFORE VAT		R	R	R
15% VAT		R	R	R
TOTAL AFTER VAT		R	R	R
Total amount after VAT of all 3 financial years (Add year1 +year2 +year 3 total amount after VAT) Carry this amount to summary on page				R

SIGNATURE		NAME (PRINT)	
CAPACITY		DATE	
NAME OF FIRM			



STELLENBOSCH

STELLENBOSCH • PNIEL • FRANSCHHOEK

MUNISIPALITEIT • UMASIPALA • MUNICIPALITY

9. Alpha Gym				
Item No.	Item Description	YEAR 1 (For a period until 30 JUNE 2027) Excluding VAT	YEAR 2 (from 1 July 2027 until 30 June 2028 Excluding VAT	YEAR 3 (from 1 July 2028 until 30 June 2029) Excluding VAT
9.1	Removal & Re-installation	R	R	R
9.2	Removal & Re- installation on a new site	R	R	R
9.3	Replacement of foundation block 400mm x 400mm x 500mm, include fitment bolts and nuts	R	R	R
9.4	Replacement of pipe 60mm x 6mm (price per meter)	R	R	R
9.5	Replacement of pipe 32mm x 4,5mm (price per meter)	R	R	R
9.6	Replacement of baseplate: 150mm x 200mm x 10mm (price per plate)	R	R	R
9.7	Stripping & Repainting	R	R	R
TOTAL BEFORE VAT		R	R	R
15% VAT		R	R	R
TOTAL AFTER VAT		R	R	R
Total amount after VAT of all 3 financial years (Add year1 +year2 +year 3 total amount after VAT) Carry this amount to summary on page				R

SIGNATURE		NAME (PRINT)	
CAPACITY		DATE	
NAME OF FIRM			



REPAIRS OF STEEL PLAY EQUIPMENT				
10. Igloo Climbers				
Item No.	Item Description	YEAR 1 (For a period until 30 JUNE 2027) Excluding VAT	YEAR 2 (from 1 July 2027 until 30 June 2028 Excluding VAT	YEAR 3 (from 1 July 2028 until 30 June 2029) Excluding VAT
10.1	Removal & Re-installation	R	R	R
10.2	Replacement of bearings (top and bottom)	R	R	R
10.3	Removal & Re- installation on a new site	R	R	R
10.4	Replacement of foundation block 400mm x 400mm x 500mm, include fitment bolts and nuts	R	R	R
10.5	Replacement of pipe 60mm x 6mm (price per meter)	R	R	R
10.6	Replacement of pipe 25mm x 4,5mm (price per meter)	R	R	R
10.7	Replacement of baseplate: 150mm x 200mm x 10mm (price per plate)	R	R	R
TOTAL BEFORE VAT		R	R	R
15% VAT		R	R	R
TOTAL AFTER VAT		R	R	R
Total amount after VAT of all 3 financial years (Add year1 +year2 +year 3 total amount after VAT) Carry this amount to summary on page				R

SIGNATURE		NAME (PRINT)	
CAPACITY		DATE	
NAME OF FIRM			



STELLENBOSCH

STELLENBOSCH • PNIEL • FRANSCHHOEK

MUNISIPALITEIT • UMASIPALA • MUNICIPALITY

11. Jungle Gym				
Item No.	Item Description	YEAR 1 (For a period until 30 JUNE 2027) Excluding VAT	YEAR 2 (from 1 July 2027 until 30 June 2028) Excluding VAT	YEAR 3 (from 1 July 2028 until 30 June 2029) Excluding VAT
11.1	Removal & Re-installation	R	R	R
11.2	Removal & Re- installation on a new site	R	R	R
11.3	Replacement of foundation block 400mm x 400mm x 500mm, including fitment bolts and nuts	R	R	R
11.4	Replacement of pipe 40mm x 6mm (price per meter)	R	R	R
11.5	Replacement of pipe 32mm x 4,5mm (price per meter)	R	R	R
11.6	Replacement of baseplate: 200mm x 200mm x 10mm (price per plate)	R	R	R
11.7	Stripping & Repainting	R	R	R
TOTAL BEFORE VAT		R	R	R
15% VAT		R	R	R
TOTAL AFTER VAT		R	R	R

SIGNATURE		NAME (PRINT)	
CAPACITY		DATE	
NAME OF FIRM			



Total amount after VAT of all 3 financial years (Add year1 +year2 +year 3 total amount after VAT) Carry this amount to summary on page	R
---	---

REPAIRS OF STEEL PLAY EQUIPMENT				
12. Tractor Roller				
Item No.	Item Description	YEAR 1 (For a period until 30 JUNE 2027) Excluding VAT	YEAR 2 (from 1 July 2027 until 30 June 2028) Excluding VAT	YEAR 3 (from 1 July 2028 until 30 June 2029) Excluding VAT
12.1	Replacement of plate (price per m ²)	R	R	R
12.2	Stripping & Repainting	R	R	R
TOTAL BEFORE VAT		R	R	R
15% VAT		R	R	R
TOTAL AFTER VAT		R	R	R
Total amount after VAT of all 3 financial years (Add year1 +year2 +year 3 total amount after VAT) Carry this amount to summary on page				R

13. Locomotive

SIGNATURE		NAME (PRINT)	
CAPACITY		DATE	
NAME OF FIRM			



13.1	Replacement of plate (price per square meter)	R	R	R
13.2	Stripping & Repainting	R	R	R
TOTAL BEFORE VAT		R	R	R
15% VAT		R	R	R
TOTAL AFTER VAT		R	R	R
Total amount after VAT of all 3 financial years (Add year1 +year2 +year 3 total amount after VAT) Carry this amount to summary on page				R

14. Rocking Horse

SIGNATURE		NAME (PRINT)	
CAPACITY		DATE	
NAME OF FIRM			



STELLENBOSCH

STELLENBOSCH • PNIEL • FRANSCHHOEK

MUNISIPALITEIT • UMASIPALA • MUNICIPALITY

14.1	Replacement of foundation block 600mm x 600mm x 900mm, include fitment bolts	R	R	R
14.2	Replacement of bearing: 25mm x 60mm	R	R	R
14.3	Replacement of wooden seat	R	R	R
14.4	Replacement of handrails with back rest	R	R	R
14.5	Replacement of 3m side plates	R	R	R
14.6	Replacement of wooden footrests (Meranti) - 30mm x 200mm x 2.4m	R	R	R
14.7	Replacement of base plate: 400mm x 400mm x 10mm	R	R	R
14.8	Stripping and Painting	R	R	R
TOTAL BEFORE VAT		R	R	R
15% VAT		R	R	R
TOTAL AFTER VAT		R	R	R
Total amount after VAT of all 3 financial years (Add year1 +year2 +year 3 total amount after VAT) Carry this amount to summary on page				R

SIGNATURE		NAME (PRINT)	
CAPACITY		DATE	
NAME OF FIRM			



STELLENBOSCH

STELLENBOSCH • PNIEL • FRANSCHHOEK

MUNISIPALITEIT • UMASIPALA • MUNICIPALITY

REPAIRS OF STEEL PLAY EQUIPMENT				
15. Play Challenger				
Item No.	Item Description	YEAR 1 (For a period until 30 JUNE 2027) Excluding VAT	YEAR 2 (from 1 July 2027 until 30 June 2028) Excluding VAT	YEAR 3 (from 1 July 2028 until 30 June 2029) Excluding VAT
15.1	Replacement of baseplates (price per plate)	R	R	R
15.2	Replacement of galv perforated plate (price per metre)	R	R	R
15.3	Replacement of the stair landing	R	R	R
15.4	Replacement of stair steps (price per step)	R	R	R
15.5	Replacement of the slide 1700mm	R	R	R
15.6	Replacement of the slide 3600mm	R	R	R
15.7	Replacement of a semi-circular 2200mm x 3mm pipe	R	R	R
15.8	Replacement of handrails (price per rail)	R	R	R
15.9	Replacement of U-shaped galv. plate (1,6mm)	R	R	R
15.10	Replacement of the bolt hinge swivel	R	R	R

SIGNATURE		NAME (PRINT)	
CAPACITY		DATE	
NAME OF FIRM			



REPAIRS OF STEEL PLAY EQUIPMENT				
15. Play Challenger				
Item No.	Item Description	YEAR 1 (For a period until 30 JUNE 2027) Excluding VAT	YEAR 2 (from 1 July 2027 until 30 June 2028) Excluding VAT	YEAR 3 (from 1 July 2028 until 30 June 2029) Excluding VAT
15.11	Stripping and painting	R	R	R
TOTAL BEFORE VAT		R	R	R
15% VAT		R	R	R
TOTAL AFTER VAT		R	R	R
Total amount after VAT of all 3 financial years (Add year1 +year2 +year 3 total amount after VAT) Carry this amount to the summary on page				R

SIGNATURE		NAME (PRINT)	
CAPACITY		DATE	
NAME OF FIRM			



REPAIRS OF STEEL PLAY EQUIPMENT				
16. Overdrive				
Item No.	Item Description	YEAR 1 (For a period until 30 JUNE 2027) Excluding VAT	YEAR 2 (from 1 July 2027 until 30 June 2028) Excluding VAT	YEAR 3 (from 1 July 2028 until 30 June 2029) Excluding VAT
16.1	Removal and reinstallation	All areas WC024		
16.2	Removal & Re- installation on a new site	R	R	R
16.3	Replacement of pipe 34mm x 3m	R	R	R
16.4	Replacement of pipe 50mm 3mm	R	R	R
16.5	Replacement of 127mm x 4mm pole	R	R	R
16.6	Replacement of baseplate	R	R	R
16.7	Replacement of bearing No. 30212	R	R	R
16.8	Replacement of collar 165mm x 4mm	R	R	R
16.9	Replacement of concrete pedestal	R	R	R

SIGNATURE		NAME (PRINT)	
CAPACITY		DATE	
NAME OF FIRM			



REPAIRS OF STEEL PLAY EQUIPMENT				
16. Overdrive				
Item No.	Item Description	YEAR 1 (For a period until 30 JUNE 2027) Excluding VAT	YEAR 2 (from 1 July 2027 until 30 June 2028) Excluding VAT	YEAR 3 (from 1 July 2028 until 30 June 2029) Excluding VAT
16.10	Stripping and painting	R	R	R
TOTAL BEFORE VAT		R	R	R
15% VAT		R	R	R
TOTAL AFTER VAT		R	R	R
Total amount after VAT of all 3 financial years (Add year1 +year2 +year 3 total amount after VAT) Carry this amount to summary on page				R

SIGNATURE		NAME (PRINT)	
CAPACITY		DATE	
NAME OF FIRM			



STELLENBOSCH

STELLENBOSCH • PNIEL • FRANSCHHOEK

MUNISIPALITEIT • UMASIPALA • MUNICIPALITY

REPAIRS OF STEEL PLAY EQUIPMENT				
17. Loopy Whoop				
Item No.	Item Description	YEAR 1 (For a period until 30 JUNE 2027) Excluding VAT	YEAR 2 (from 1 July 2027 until 30 June 2028) Excluding VAT	YEAR 3 (from 1 July 2028 until 30 June 2029) Excluding VAT
17.1	Removal and reinstallation	All areas in WC024		
17.2	Replacement of bearing no.30212	R	R	R
17.3	Removal & Re- installation on a new site	R	R	R
17.4	Replacement of bearing no. 6205	R	R	R
17.5	Replacement of circular checker plate	R	R	R
17.6	Replacement of 4mm gusset	R	R	R
17.7	Replacement of 19mm x 3mm pipe	R	R	R
17.8	Replacement of 25mm x 3mm pipe	R	R	R
17.9	Replacement of baseplate	R	R	R

SIGNATURE		NAME (PRINT)	
CAPACITY		DATE	
NAME OF FIRM			



STELLENBOSCH

STELLENBOSCH • PNIEL • FRANSCHHOEK

MUNISIPALITEIT • UMASIPALA • MUNICIPALITY

REPAIRS OF STEEL PLAY EQUIPMENT				
17. Loopy Whoop				
Item No.	Item Description	YEAR 1 (For a period until 30 JUNE 2027) Excluding VAT	YEAR 2 (from 1 July 2027 until 30 June 2028) Excluding VAT	YEAR 3 (from 1 July 2028 until 30 June 2029) Excluding VAT
17.10	Replacement of concrete pedestal	R	R	R
17.11	Stripping and painting	R	R	R
TOTAL BEFORE VAT		R	R	R
15% VAT		R	R	R
TOTAL AFTER VAT		R	R	R
Total amount after VAT of all 3 financial years (Add year1 +year2 +year 3 total amount after VAT) Carry this amount to summary on page				R

SIGNATURE		NAME (PRINT)	
CAPACITY		DATE	
NAME OF FIRM			



REPAIRS OF STEEL PLAY EQUIPMENT				
18. Super Satellite				
Item No.	Item Description	YEAR 1 (For a period until 30 JUNE 2027) Excluding VAT	YEAR 2 (from 1 July 2027 until 30 June 2028) Excluding VAT	YEAR 3 (from 1 July 2028 until 30 June 2029) Excluding VAT
18.1	Removal and reinstallation	R	R	R
18.2	Removal & Re- installation on a new site	R	R	R
18.3	Replacement of pipe 50mm x 4mm	R	R	R
18.4	Replacement of pipe 27mm x 3mm	R	R	R
18.5	Replacement of the fireman pole (price per pole)	R	R	R
18.6	Replacement of baseplates (price per plate)	R	R	R
18.7	Replacement of concrete pedestals (price per pedestal)	R	R	R
18.8	Stripping and painting	R	R	R
TOTAL BEFORE VAT		R	R	R

SIGNATURE		NAME (PRINT)	
CAPACITY		DATE	
NAME OF FIRM			



REPAIRS OF STEEL PLAY EQUIPMENT				
18. Super Satellite				
Item No.	Item Description	YEAR 1 (For a period until 30 JUNE 2027) Excluding VAT	YEAR 2 (from 1 July 2027 until 30 June 2028) Excluding VAT	YEAR 3 (from 1 July 2028 until 30 June 2029) Excluding VAT
15% VAT		R	R	R
TOTAL AFTER VAT		R	R	R
Total amount after VAT of all 3 financial years (Add year1 +year2 +year 3 total amount after VAT) Carry this amount to summary on page				R

SIGNATURE		NAME (PRINT)	
CAPACITY		DATE	
NAME OF FIRM			



REPAIRS OF STEEL PLAY EQUIPMENT				
19. S-Shape				
Item No.	Item Description	YEAR 1 (For a period until 30 JUNE 2027) Excluding VAT	YEAR 2 (from 1 July 2027 until 30 June 2028) Excluding VAT	YEAR 3 (from 1 July 2028 until 30 June 2029) Excluding VAT
Removal and reinstallation		All areas in WC024		
19.1	Replacement of pipe 34mm x 3mm	R	R	R
19.2	Removal & Re- installation on a new site	R	R	R
19.3	Replacement of pipe 50mm x 4mm	R	R	R
19.4	Replacement of pipe 60mm x 4mm	R	R	R
19.5	Replacement of Base plates (price per plate)	R	R	R
19.6	Replacement of concrete pedestals (price per pedestal)	R	R	R
19.7	Stripping and painting	R	R	R
TOTAL BEFORE VAT		R	R	R
15% VAT		R	R	R
TOTAL AFTER VAT		R	R	R
Total amount after VAT of all 3 financial years (Add year1 +year2 +year 3 total amount after VAT) Carry this amount to the summary on page				R

SIGNATURE		NAME (PRINT)	
CAPACITY		DATE	
NAME OF FIRM			



STELLENBOSCH

STELLENBOSCH • PNIEL • FRANSCHHOEK

MUNISIPALITEIT • UMASIPALA • MUNICIPALITY

REPAIRS OF STEEL PLAY EQUIPMENT				
20. Miscellaneous items				
Item No.	Item Description	YEAR 1 (For a period until 30 JUNE 2027) Excluding VAT	YEAR 2 (from 1 July 2027 until 30 June 2028) Excluding VAT	YEAR 3 (from 1 July 2028 until 30 June 2029) Excluding VAT
20.1	Brick edging per running meter to specification	R	R	R
20.2	E1 Kerbing per running meter to specification	R	R	R
20.3	Concrete base per square meter to specification	R	R	R
20.4	Tar mac base per square meter to specification	R	R	R
20.5	Site Clearance per m ²	R	R	R
20.6	Box cut per m ²	R	R	R
TOTAL BEFORE VAT		R	R	R
15% VAT		R	R	R
TOTAL AFTER VAT		R	R	R
Total amount after VAT of all 3 financial years (Add year1 +year2 +year 3 total amount after VAT) Carry this amount to summary on page				R

SIGNATURE		NAME (PRINT)	
CAPACITY		DATE	
NAME OF FIRM			



STELLENBOSCH

STELLENBOSCH • PNIEL • FRANSCHHOEK

MUNISIPALITEIT • UMASIPALA • MUNICIPALITY

**SUMMARY OF SCHEDULE A
(Steel Play equipment)**

Item	Description	Total amount after VAT of all 3 financial years (Add year1 +year2 +year 3 total amount after VAT)
1.1	See-Saw (Two-Seater)	R
1.2	See-Saw (Four-Seater)	R
2	Joy Wheels	R
3	Whiling Platforms	R
4	Slides Large	R
5	Slides Small	R
6	Two-Seater Swings	R
7	Four-Seater Swings	R
8	S-Shape Bar	R
9	Toddler Swing	R
10	Tarzan Bars	R
11	Alpha Jungle Gyms	R
12	Listening Tube	R
13	M-Shape	R
14	Litter Bins	R
15	Steel Bench	R
16	Bike Rack	R
Total amount (VAT inclusive)		R

SIGNATURE		NAME (PRINT)	
CAPACITY		DATE	
NAME OF FIRM			



STELLENBOSCH

STELLENBOSCH • PNIEL • FRANSCHHOEK

MUNISIPALITEIT • UMASIPALA • MUNICIPALITY

**SUMMARY OF SECTION B
(Repairs of Steel play equipment)**

Item	Description	Total amount after VAT of all 3 financial years (Add year1 +year2 +year 3 total amount after VAT)
1	Whirling Platforms	R
2	Joy Wheels	R
3	See-Saws	R
4	Swings	R
5	Slides	R
6	Moon Rocket	R
7	Dragon Slide	R
8	Tarzan Bars	R
9	Alpha Gym	R
10	Igloo Climbers	R
11	Jungle Gym	R
12	Tractor Roller	R
13	Locomotive	R
14	Rocking Horse	R
15	Play Challenger	R
16	Overdrive	R
17	Loopy Whoop	R
18	Super Satellite	R
19	S-Shape	R
20	Miscellaneous items	R
Total amount (VAT inclusive)		R

SIGNATURE		NAME (PRINT)	
CAPACITY		DATE	
NAME OF FIRM			



24. Pricing and payment instructions:

24.1 State the rates and prices in Rand unless instructed otherwise in the tender conditions.

24.2 Include in the rates, prices, and the tendered total of the prices (if any) all duties, taxes (except Value Added Tax (VAT), and other levies payable by the successful tenderer, such duties, taxes, and levies being those applicable 14 days before the closing time.

24.3 All prices tendered must include all expenses, disbursements, and costs (e.g., transport, accommodation etc.) that may be required for the execution of the tenderer's obligations in terms of the Contract, and shall cover the cost of all general risks, liabilities and obligations set forth or implied in the Contract as well as overhead charges and profit (in the event that the tender is successful). All prices tendered will be final and binding.

24.4 All prices shall be tendered in accordance with the units specified in this schedule.

24.5 Where a value is given in the Quantity column, a Rate and Price (the product of the Quantity and Rate) is required to be inserted in the relevant columns.

24.6 The successful tenderer is required to perform all tasks listed against each item. The tenderer must therefore tender prices/rates on all items as per the section in the Price Schedule. **An item against which no rate (or rates, in the case of rate categories if provided) is/are entered, or if anything other than a rate or a nil rate (for example, a zero, a dash or the word "included" or abbreviations thereof) is entered against an item, it will also be evaluated as a nil rate having been entered against that item, i.e. that there is no charge for that item.**

24.7 Provide fixed rates and prices for the duration of the contract that are not subject to adjustment. Fixed rates for year 1 to year 3 to be submitted as per the Pricing Schedules.

24.8 Stellenbosch Municipality may award this tender to a main contractor and a second contractor (the highest-ranked responsive tenderer) and alternative/s contractors (2nd highest-ranked responsive tenderer) for both Schedule A and Schedule B

24.9 All payments are processed 30 days after submission and approval of invoices accompanied by Statements.

24.10 All invoices must be accompanied by proof of service delivery.

Only firm prices will be accepted, and non-firm prices will not be considered

Bid specifications may not make any reference to any particular trademark, name, patent, design, type, specific origin, or producer, unless there is no other sufficiently precise or intelligible way of describing the characteristics of the work, in which case such reference must be accompanied by the words "or equivalent".

All descriptions or clauses where trade names or proprietary products are specified herein are deemed to include the phrase "or equivalent."

SIGNATURE		NAME (PRINT)	
CAPACITY		DATE	
NAME OF FIRM			



24. DECLARATION BY TENDERER

I / We acknowledge that I / we am / are fully acquainted with the contents of the conditions of tender of this tender document and that I / we accept the conditions in all respects.

I / We agree that the laws of the Republic of South Africa shall be applicable to the contract resulting from the acceptance of *my / our tender and that I / we elect *domicillium citandi et executandi* (physical address at which legal proceedings may be instituted) in the Republic at:

I / We accept full responsibility for the proper execution and fulfillment of all obligations and conditions devolving in me / us under this agreement as the principal liable for the due fulfillment of this contract.

I / We furthermore confirm I / we satisfied myself / ourselves as to the corrections and validity of my / our tender; that the price quoted cover all the work / items specified in the tender documents and that the price(s) cover all my / our obligations under a resulting contract and that I / we accept that any mistake(s) regarding price and calculations will be at my / our risk.

I / We furthermore confirm that my / our offer remains binding upon me / us and open for acceptance by the Purchases / Employer during the validity period indicated and calculated from the closing date of the bid.

SIGNATURE		NAME (PRINT)	
CAPACITY		DATE	
NAME OF FIRM			
WITNESS 1		WITNESS 2	