

	Strategy	Engineering
---	-----------------	--------------------

Title: **Tender Technical Evaluation Strategy for Camden Perimeter Fence Replacement**

Unique Identifier: 229-T2738

Alternative Reference Number: **N/A**

Area of Applicability: **Engineering**

Documentation Type : **Strategy**


Revision: **1.0**

Total Pages: **12**

Next Review Date: **N/A**

Disclosure Classification: **CONTROLLED DISCLOSURE**


Compiled by



N. Shoji
Civil System Engineer

Date: 2024/10/09

Functional Responsibility



O. Tilodi
Auxiliary Engineering Manager

Date: 2024/10/10

Authorised by



M. Mathabatha
Engineering Manager

Date: 2024-10-10

Table of Contents

1. INTRODUCTION	3
2. THIS REPORT WILL FOCUS ON THE EVALUATION OF SUPPORTING CLAUSES	3
2.1 SCOPE	3
2.1.1 Purpose	3
2.1.2 Applicability	3
2.2 NORMATIVE/INFORMATIVE REFERENCES	3
2.2.1 Normative.....	3
2.2.2 Informative	3
2.3 DEFINITIONS	4
2.3.1 Classification	4
2.4 ABBREVIATIONS	4
2.5 ROLES AND RESPONSIBILITIES	4
2.6 PROCESS FOR MONITORING	4
2.7 RELATED/SUPPORTING DOCUMENTS	4
3. TENDER TECHNICAL EVALUATION STRATEGY	4
3.1 TECHNICAL EVALUATION THRESHOLD	4
Table 1: Qualitative Evaluation Criteria Scoring Table	5
3.2 TET MEMBERS	5
Table 2: TET Members.....	5
3.3 MANDATORY TECHNICAL EVALUATION CRITERIA.....	6
3.4 QUALITATIVE TECHNICAL EVALUATION CRITERIA.....	7
3.5 TET MEMBER RESPONSIBILITIES	11
3.6 FORESEEN ACCEPTABLE / UNACCEPTABLE QUALIFICATIONS	12
3.6.1 Risks	12
Table 6: Acceptable Technical Risks	12
3.6.2 Exceptions / Conditions	12
Table 9: Unacceptable Technical Exceptions / Conditions	12
4. AUTHORISATION	12
5. REVISION	12
6. DEVELOPMENT TEAM	12
7. ACKNOWLEDGEMENTS	12

CONTROLLED DISCLOSURE

1. INTRODUCTION

Camden is located approximately 15km from Ermelo, Mpumalanga, along the N2 road. The Station comprises of a vast number of civil engineering infrastructures. Camden Power Station is a National Key Point and thus it must be protected under that Act. The existing Camden perimeter fence is severely damaged, hence the requirement to replace the entire perimeter fence.

2. THIS REPORT WILL FOCUS ON THE EVALUATION OF SUPPORTING CLAUSES

2.1 SCOPE

This document covers the different aspects that will be evaluated and scored by a single-discipline Technical Evaluation Team (TET) to complete the technical evaluation of the Camden Perimeter Fence Replacement Project- Civil Scope of Work enquiry. The team members are listed and appointed in this document along with their responsibilities. The document also describes the acceptable and unacceptable risks and qualifications and/or conditions. Once the Technical Evaluation Strategy is authorized no changes will be made to the evaluation criteria without appropriate authorisation.

2.1.1 Purpose

The purpose of this tender technical evaluation strategy is to define the Mandatory Evaluation Criteria, Qualitative Evaluation Criteria and Technical Evaluation Team (TET) member responsibilities for tender technical evaluation. The technical evaluation strategy serves as basis for the tender technical evaluation process.

2.1.2 Applicability

This strategy document applies to the engineering team working on the Scope of Work for the Perimeter Fence Replacement Project at Camden Power Station.

2.2 NORMATIVE/INFORMATIVE REFERENCES

Parties using this document shall apply the most recent edition of the documents listed in the following paragraphs.

2.2.1 Normative

- [1] 240-48929482: Tender Technical Evaluation Procedure
- [2] 240-48929482: Tender Technical Evaluation Procedure
- [3] 32-1034: Eskom Procurement Policy
- [4] 240-53716746: Tender Technical Evaluation Report Template
- [5] 240-53716712: Tender Technical Evaluation Results Form Template
- [6] 240-53716726: Tender Technical Evaluation Scoring Form Template

2.2.2 Informative

- [1] 229-T2637 – Camden Perimeter Fence Replacement Scope Of Work

CONTROLLED DISCLOSURE

2.3 DEFINITIONS

2.3.1 Classification

Controlled Disclosure: Controlled Disclosure to external parties (either enforced by law, or discretionary).

2.4 ABBREVIATIONS

Abbreviation	Description
CV	Curriculum Vitae
TET	Technical Evaluation Team

2.5 ROLES AND RESPONSIBILITIES

Compiler	The document compiler is responsible for ensuring that this document is up- to-date and that this document is not a duplication of an existing documentation, regarding the document's objectives and content.
Functional Responsibility (Auxiliary Engineering)	The Functional Responsible Person shall determine if the document is fit for purpose before the document is submitted for authorisation.
Authoriser (Engineering Group Manager)	The document authoriser is a duly delegated person with the responsibility to review the document for alignment to business strategy, policy, objectives and requirements. He/she shall authorise the release and application of the document.
Lead Discipline Engineers	Provides input to the technical tender evaluation strategy and associated engineering activities.

2.6 PROCESS FOR MONITORING

The primary process for monitoring will be governed by the Tender Technical Evaluation Procedure (240-48929482), this entails assuring that the design achieves the requirements set out in this document. Any changes to this document will be performed as per Project Engineering Change Management Procedure (240- 53114026).

2.7 RELATED/SUPPORTING DOCUMENTS

N/A

3. TENDER TECHNICAL EVALUATION STRATEGY

3.1 TECHNICAL EVALUATION THRESHOLD

The minimum weighted final score (threshold) required for a tender to be considered from a technical perspective is 70%. "Only technical suitable if total score is $\geq 70\%$. Should suppliers not meet the minimum threshold of 70%, Eskom reserves the right to consider suppliers that obtained from 60% to 69%"

CONTROLLED DISCLOSURE

When downloaded from the EDMS, this document is uncontrolled and the responsibility rests with the user to ensure it is in line with the authorised version on the system.

Table 1: Qualitative Evaluation Criteria Scoring Table

Score	(%)	Definition
5	100	COMPLIANT <ul style="list-style-type: none"> Meet technical requirement(s) AND; No foreseen technical risk(s) in meeting technical requirements.
4	80	COMPLIANT WITH ASSOCIATED QUALIFICATIONS Meet technical requirement(s) with; <ul style="list-style-type: none"> Acceptable technical risk(s) AND/OR; Acceptable exceptions AND/OR; Acceptable conditions.
2	40	NON-COMPLIANT <ul style="list-style-type: none"> Does not meet technical requirement(s) AND/OR; Unacceptable technical risk(s) AND/OR; Unacceptable exceptions AND/OR; Unacceptable conditions.
0	0	TOTALLY DEFICIENT OR NON-RESPONSIVE
Note 1: The scoring table does not allow for scoring of 1 and 3. Note 2: Foreseen acceptable and unacceptable risk(s), exceptions and conditions shall be unambiguously defined in the relevant Tender Technical Evaluation Strategy.		

3.2 TET MEMBERS

Table 2: TET Members

TET number	TET Member Name	Designation
TET 1	Nhlanhla Tshabalala	Chief Engineer (Civil & Structural)- Generation
TET 2	Nkanyiso Shozi	System Engineer (Auxiliary Civil) – Camden
TET 3	Skhumbuzo Nkosi	System Engineer (Auxiliary Civil) – Camden

CONTROLLED DISCLOSURE

When downloaded from the EDMS, this document is uncontrolled and the responsibility rests with the user to ensure it is in line with the authorised version on the system.

3.3 MANADATORY TECHNICAL EVALUATION CRITERIA

PLEASE NOTE THAT CERTIFIED DOCUMENTS WILL BE REQUESTED FROM ALL TECHNICALLY SUITABLE SUPPLIERS, SUPPLIERS WILL BE GIVEN 7 DAYS TO RESPOND WITH THE CERTIFIED DOCUMENTS ONCE REQUESTED.

Table 3: Mandatory Technical Evaluation Criteria

	Mandatory Technical Criteria Description	Reference to Technical Specification / Tender Returnable
1	<p>Relevant experience/ (track record):</p> <p>-Proof of company experience in similar scope of work. The tenderer submits proof of previous two (2) completed contracts or projects in the last five (5) years.</p> <p>N.B. Previous client's traceable references should be provided with their contact details (landline & cellphone) and company email addresses</p>	<p>-Proof must be submitted as appointment letters and completion certificates, with traceable references.</p> <p>-Start and Finish dates must be included on Appointment letters and completion certificates</p> <p>-Clients company Emblem or Logo must be on appointment letter and completion certificate</p> <p>-Appointment letters and completion certificate must be signed by all party's including client.</p>
2	<p>Structural Engineer professionally registered with ECSA (PrEng). (At least 5 years relevant experience)</p> <p>N.B. Valid copies of certificates and ID must be submitted</p>	<p>-ECSA Professional Registration Certificates (Civil & Structural fields)</p> <p>-CV of key Structural Engineer</p> <p>-Relevant qualifications of Structural Engineer (Certificate required)</p> <p>-ID copy</p>
3	<p>Site Manager's experience, qualification, and professional registration with SACPCMP as a Construction manager</p> <p>N.B. Valid copies of certificates and ID must be submitted</p>	<p>-Tenderer submits site manager's copy of SACPCMP registration as a professional construction manager or project manager</p> <p>- Tenderer submits site manager's CV with their years of experience, at least five (5) years as a minimum</p> <p>-Tenderer submits Site Manager's copy of their civil engineering qualification NQF Level 6.</p> <p>-Tenderer submits a copy of the Site Manager's ID copy</p>

3.4 QUALITATIVE TECHNICAL EVALUATION CRITERIA

Table 4: Qualitative Technical Evaluation Criteria

QUALITATIVE TECHNICAL CRITERIA DESCRIPTION	REFERENCE TO TECHNICAL SPECIFICATION / TENDER RETURNABLE	CRITERIA WEIGHTING (%)	CRITERIA SUB WEIGHTING (%)	SCORE SCALE			
				FLOOR	KICK IN	AVERAGE	CEILING
	TOTAL		100	0=0%	2=40%	4=80%	5=100%
CRITERIA 2:				0=0%	2=40%	4=80%	5=100%
2.1 Availability of plant and equipment for execution of the project	A list of plant and equipment to be used to execute the full scope of work. The Tenderer to state the functions for the plant and equipment for the execution of works.		20	No submission	Any one of Plant & equipment list provided	Partially Plant & equipment list provided but not sufficient	Detailed Plant & equipment list provided
2.2 Proposed site team organogram	Tenderer must submit an organogram of their proposed key site team in relation to the project. The organogram must indicate designation/roles and responsibilities of team members.		10	No submission	Organogram submitted with 1-2 key site team	Organogram submitted with 3 key site team	Organogram submitted with 4 key site team

QUALITATIVE TECHNICAL CRITERIA DESCRIPTION	REFERENCE TO TECHNICAL SPECIFICATION / TENDER RETURNABLE	CRITERIA WEIGHTING (%)	CRITERIA SUB WEIGHTING (%)	SCORE SCALE			
				FLOOR	KICK IN	AVERAGE	CEILING
	TOTAL			0=0%	2=40%	4=80%	5=100%
CRITERIA 2:							
2.3 Key Resource Requirements for the site team:	<p>Tenderer must submit copies of qualifications and ID copies for key site personnel. Also, CVs of key personnel must be submitted.</p> <p>Key personnel are as follows:</p> <ul style="list-style-type: none"> - Safety officer (Must have a National Diploma in Safety Management). - Quality officer (Must have a National Diploma Civil Engineering). - Supervisor (Must have a National Diploma in Civil Engineering). - Surveyor (Must be registered as a professional surveyor with SAGC) 		10	No submission or all key personnel returnable submitted not met.	1-2 key personnel returnable submitted with CV's indicating relevant experience.	3 key personnel returnable submitted with CV's indicating relevant experience.	4 key personnel returnable submitted with CV's indicating relevant experience.
2.4 Method Statement which describes how the scope will be executed:	<p>Tenderer must submit a detailed method statement demonstrating detailed understanding the scope of work.</p> <ul style="list-style-type: none"> - How the works will be conducted (including equipment). - Typical inspection and test plans for 		45	No method statement submission or requirements not met.	Method statement is poor and not reflective of the project requirements/s cope of works.	Method statement is consistent with the scope of works	Comprehensive method statement - demonstrates the ability to execute the scope far in excess of the

**Tender Technical Evaluation Strategy: Camden
Perimeter Fence Replacement**

Unique Identifier: 229-T2738

Revision: **1.0**

Page: **9 of 12**

	<ul style="list-style-type: none">- construction activities detailing.- Risk assessment for construction activities and risk management plan.- How the Contractor will adhere with Health and Safety.						minimum requirements
--	---	--	--	--	--	--	----------------------

**Tender Technical Evaluation Strategy: Camden
Perimeter Fence Replacement**

Unique Identifier: 229-T2738

Revision: **1.0**

Page: **10 of 12**

QUALITATIVE TECHNICAL CRITERIA DESCRIPTION	REFERENCE TO TECHNICAL SPECIFICATION / TENDER RETURNABLE	CRITERIA WEIGHTING (%)	CRITERIA SUB WEIGHTING (%)	SCORE SCALE			
				FLOOR	KICK IN	AVERAGE	CEILING
	TOTAL			0=0%	2=40%	4=80%	5=100%
CRITERIA 2:							
2.5 A Proposed	-Tenderer must submit a level 3 activity		15	Totally Deficient or Non- responsive	Program submitted but not detailed to show critical path.	Program submitted and detailed and show critical path	Program submitted and comprehensiv ely detailed and show critical path
Provide a typical project programme listing all activities that are required to execute the full Scope of Work from contract award to handover	Schedule/program demonstrating the construction activities						

N.B.

1. An undertaking is required that resources identified would not be changed on award of the Contract.
2. The CV's of Key Personnel should have experience which is comparable in nature to the Works specified in this tender.

3.5 TET MEMBER RESPONSIBILITIES

Table 5: TET Member Responsibilities

Mandatory Criteria Number	TET 1	TET 2	TET 3
1	X	X	X
2	X	X	X
Qualitative Criteria Number	TET 1	TET 2	TET 3
2.1	X	X	X
2.2	X	X	X
2.3	X	X	X
2.4	X	X	X
2.5	X	X	X

3.6 FORESEEN ACCEPTABLE / UNACCEPTABLE QUALIFICATIONS

3.6.1 Risks

Table 6: Acceptable Technical Risks

Risk	Description
1.	Marginally failing to meet the 70% threshold as stipulated in section 3.1.

Table 7: Unacceptable Technical Risks

Risk	Description
1.	Failing to meet any of the Technical Gatekeepers as listed in section 3.3, Table 3.

3.6.2 Exceptions / Conditions



Table 8: Acceptable Technical Exceptions / Conditions

Risk	Description
1.	As per the requirements set out under the Qualitative Technical Evaluation Criteria section 3.4 of this document.

Table 9: Unacceptable Technical Exceptions / Conditions

Risk	Description
1.	As per the requirements set out under the Mandatory Technical Evaluation Criteria section 3.3 of this document.

4. AUTHORISATION

Name	Designation	Signature
Nhlanhla Tshabalala	Chief Engineer (Civil & Structural)- Generation	
Skhumbuzo Nkosi	System Engineer (Auxiliary Civil) – Camden	

5. REVISION

Date	Rev.	Compiler	Remarks
October 2024	1.0	N. Shozi	Original Issue

6. DEVELOPMENT TEAM

- S. Nkosi

7. ACKNOWLEDGEMENTS

N/A

