REGISTRY

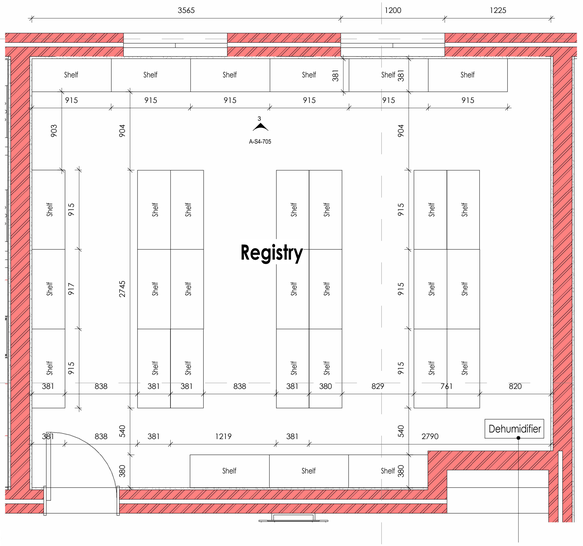

As per Mechanical Engineer's specification

Lower Ground Plan - Joinery plan - Callout Registry

1 : 25

Shelf Spec:

Zipple Africa or equal approved 381x915x2134mm open angle steel shelving with seven (7) openings fitted with 40mm pitch back wire rack docket holders & solid steel packing plate for the full height and width of the shelf. Each shelf to have a weight rating of 350-400kg. Sample approvals / shop drawing approvals are required before confirmation of order.

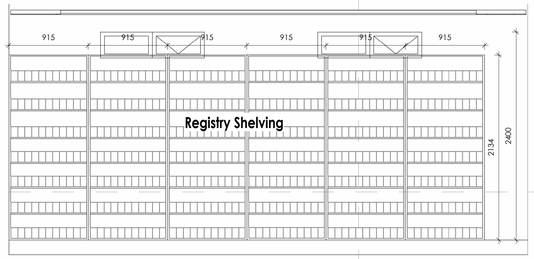

Registry Elevation

1 : 25

DOCKETS ROOM

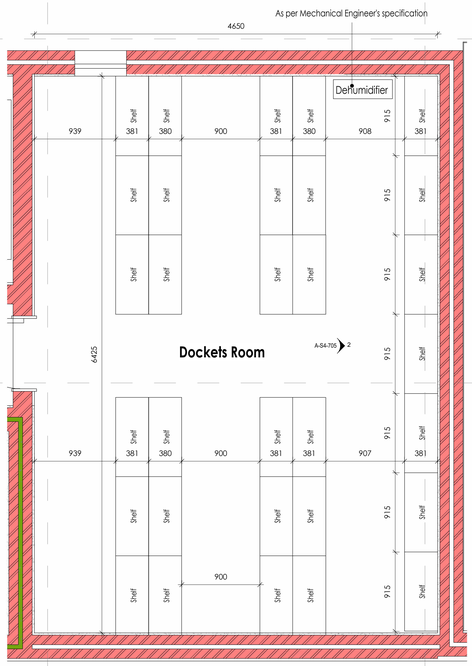

First Floor Plan- Joinery Plan - Dockets store

1 : 25

Shelf Spec:

Zipple Africa or equal approved 381x915x2134mm open angle steel shelving with seven (7) openings fitted with 40mm pitch back wire rack docket holders & solid steel packing plate for the full height and width of the shelf. Each shelf to have a weight rating of 350-400kg. Sample approvals / shop drawing approvals are required before confirmation of order.

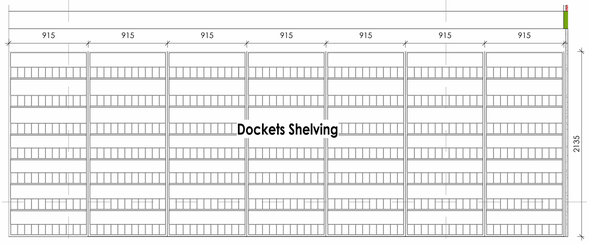

Dockets Room Elevation

1 : 25

ARCHIVES

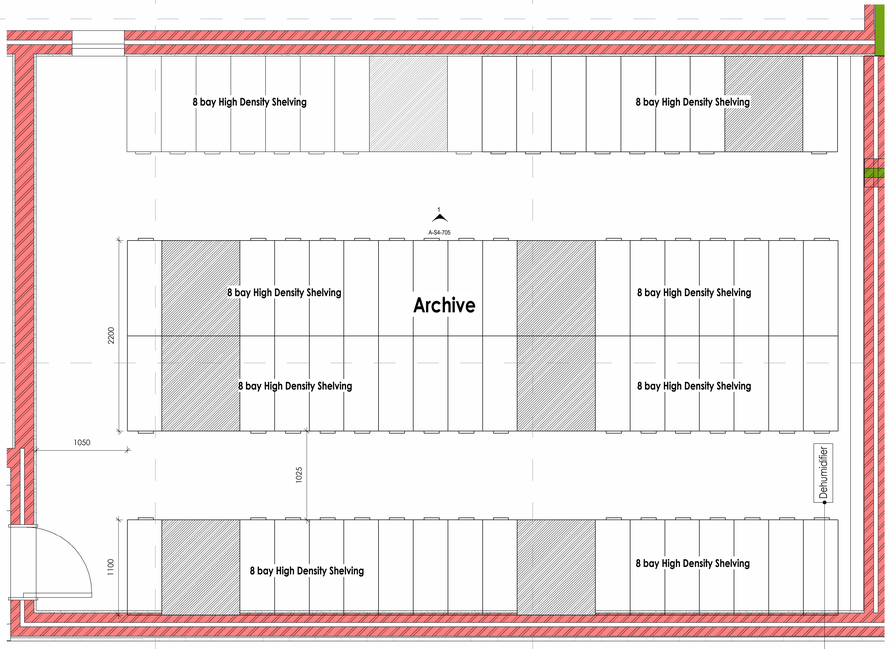

As per Mechanical Engineer's specification

Lower Ground Plan - Joinery plan - Archives

1 : 25

Shelf Spec:

Zipple Africa or equal approved 400mm deep mobile high density shelving cabinets consisting of shelving units with seven (7) openings fitted with 40mm pitch wire rack docket holders on fixed enclosed and lockable shelving. Sample approvals / shop drawing approvals are required before confirmation of order.

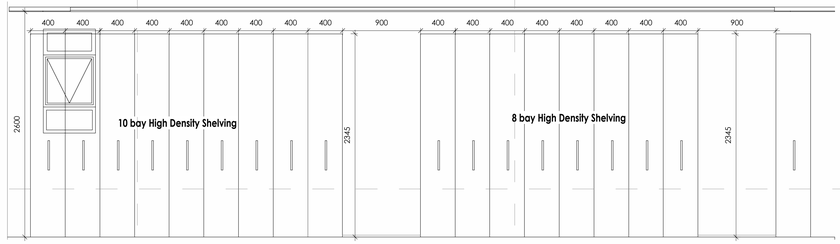

Archive room Elevation

1 : 25

GENERAL DRAWING NOTES

- THE DESIGN ON THIS DRAWING IS COPYRIGHT AND REMAINS THE PROPERTY OF THE ARCHITECTS.
- ALL WORK TO BE CARRIED OUT STRICTLY IN ACCORDANCE WITH MUNICIPAL REGULATIONS.
- DRAWINGS NOT TO BE SCALED, ONLY ANNOTATED DIMENSIONS TO BE USED.
- ALL RELEVANT DATUM, LEVELS, DIMENSIONS TO BE CHECKED ON SITE BEFORE COMMENCEMENT OF WORK.
- ALL DRAWINGS ARE TO BE CHECKED BY THE MAIN CONTRACTOR AND ANY DISCREPANCIES ON THE DRAWINGS OR BETWEEN THE DRAWINGS ARE TO BE REFERRED TO THE ARCHITECT.
- CONTRACTOR TO CHECK ALL QUANTITIES PRIOR TO ORDERING AND MANUFACTURE.
- CONTRACTOR TO PROVIDE SHOP DRAWINGS FOR APPROVAL BY ARCHITECT PRIOR TO MANUFACTURE.

Revision:

No.	Description	Date

First Floor Plan- Key reference plan Joinery Plan

1 : 500

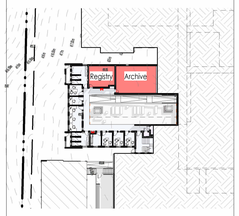

Lower Ground Plan - Key Reference Joinery plan

1 : 500

Client

Signature: Date:

SAKHISIZWE ARCHITECTS

33 ADELAIDE TAMBO DR , DURBAN NORTH
TEL: 031 563 3424 FAX: 031 563 3518
www.sakhisizwearchitects.com

Professional Architects signature
Mr K.P Mawessna (Pr. Arch) sacap (7902) saia (7593)

Project Title:

Proposed New Msinsini Police Station for the South African Police Service on Portion 4 of the farm Clifton Park No.9219

First Issue Date: **04/15/25**	Page Size: A0
Drawn: **KLN, JN, CM**	Scale: **As indicated**
Checked: **BS**	

Drawing Description:

Archives, Docket & Registry Joinery Details

Job no.:	Drawing no.:	Rev. no.:
s571	**S4-705**	

Signature:

ISSUED FOR APPROVAL	
ISSUED FOR INFORMATION	
ISSUED FOR SUBMISSION	
ISSUED FOR TENDER	
ISSUED FOR CONSTRUCTION	