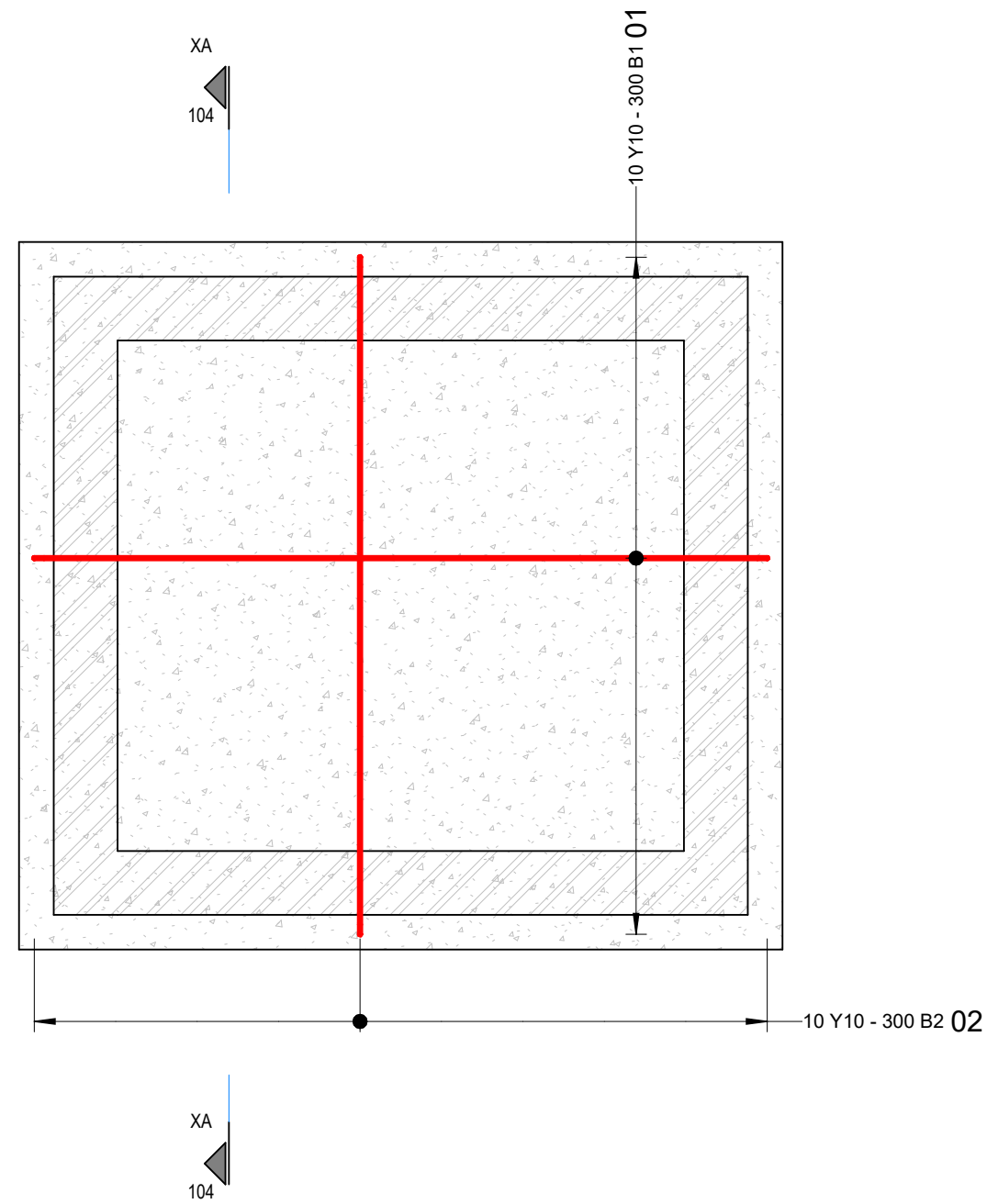
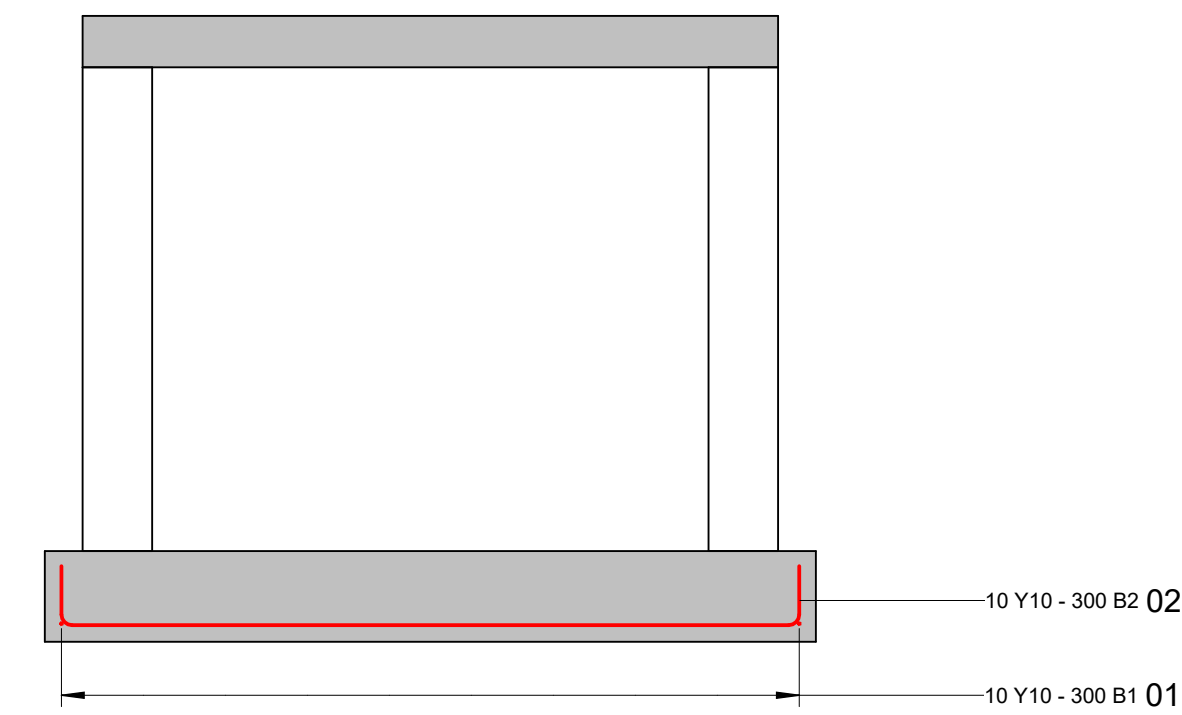


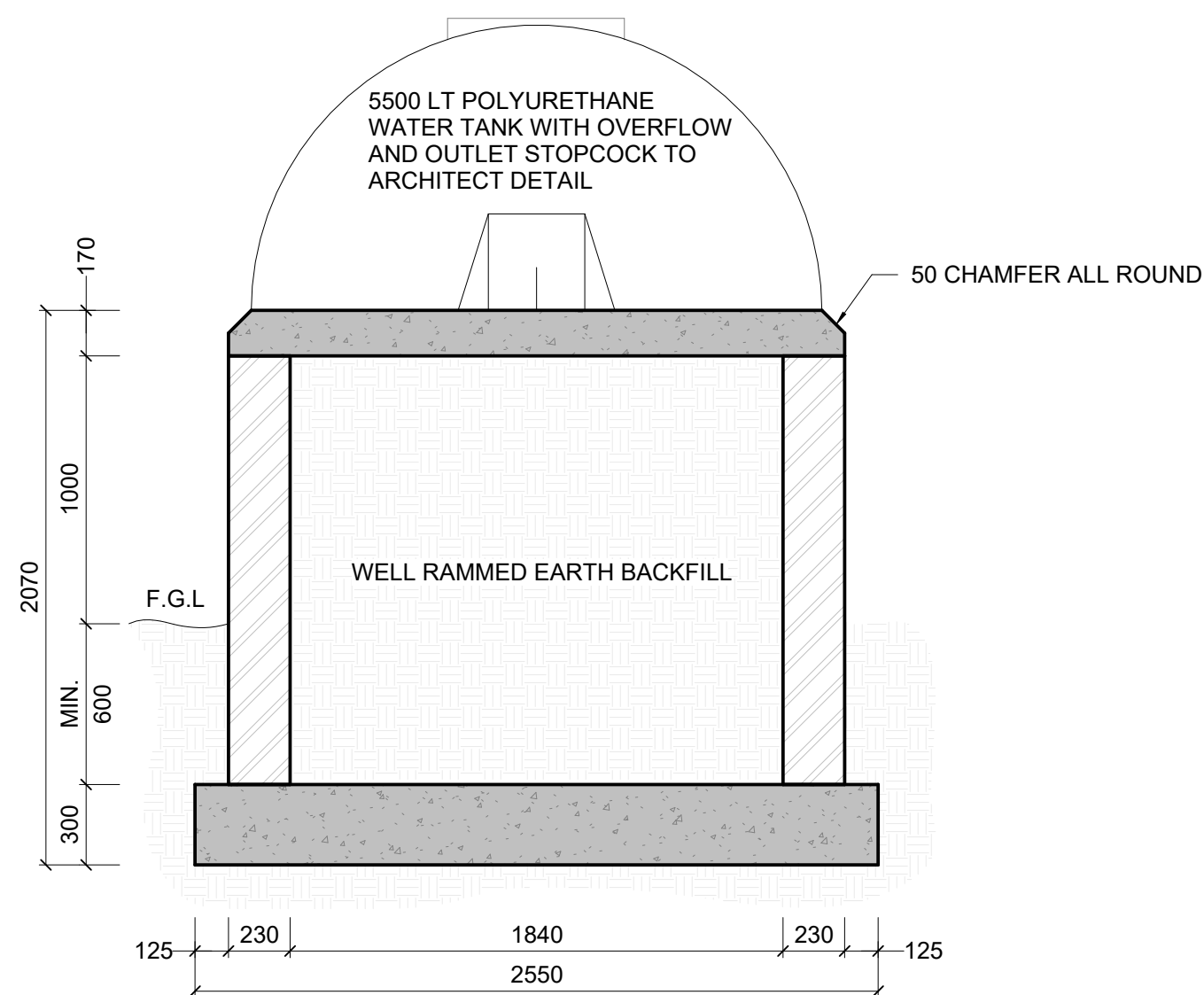
WATER TANK PLAN SUPPORT
Scale 1 : 25



REINFORCEMENT PLAN ON FOOTING
Scale 1 : 25



xA - REINFORCEMENT TYPICAL SECTION
Scale 1 : 25



xA - TYPICAL SECTION
Scale 1 : 25

NOTES:

1. SEE ARCHITECTS LAYOUT FOR LOCATION PF TANK.
2. ALL FOUNDATION EXCAVATIONS TO BE COMPACTED TO A MINIMUM OF 93% MOD AASHTO PRIOR TO CONCRETE BEING CAST.
3. MINIMUM 25MPa CONCRETE STRENGTH AT 28 DAYS
4. MINIMUM 14MPa NFX BRICKWORK IN CLASS II MORTAR

STRIP FOOTING REINFORCEMENT BENDING SCHEDULE												
Name	Bar Mark	Type & Size	No. of mbr s.	No. of Bars in Each	Total No.	Length of each bar t mm	Shape	A* mm	B* mm	C* mm	D* mm	E/R* mm
SLAB REF.	01	Y10	1	10	10	3000	38	200	2850	200	0	0
	02	Y10	1	10	10	2800	38	200	2450	200	0	0

WATER TANK - "STRAPPING " DOWN SPECIFICATIONS

ALL WATER TANKS ARE TO BE STRAPPED DOWN (AT EACH OF THE 4 STUBS ON TOP OF THE TANK) TO THE SUPPORTING CONCRETE BASE WITH 2 NO. OFF 4mm DIAMETER FULLY GALVANIZES STAY WIRES (ALLOW FOR "TURNBUCKLES" TO TIGHTEN EACH OF THE "DOUBKE STRAP"STAY WIRES). EACH OF THE "DOUBLE STRAP" STAY WIRES ARE TO BE TIED TO A M12 EYE BOLT OF WHICH IS TO BE DRILLED AND FIXED TO THE 4 CORNERS OF THE CONCRETE SUPPORTING BASE. THE SPECIFICATION FOR THE EYE BOLT IS AS FOLLOWS : GALVANISED MILD STEEL - M12 EYE BOLT WITH 25mm EYE INSIDE DIAMETER AND WITH 80mm LONG SHANK.

LEGEND

- TOC TOP OF CONCRETE
- TOW TOP OF WALL
- D/S DOWNSTAND CONCRETE
- U/S UPSTAND CONCRETE
- RWP RAINWATER PIPE
- CJ CONSTRUCTION JOINT
- SJ SAW CUT JOINT
- MJ MOVEMENT JOINT
- IJ ISOLATION JOINT
- FB FULL BORE OUTLET

KEY:

- NEW WALL
- EXISTING WALL TO REMAIN
- EXISTING WALL TO BE DEMOLISHED

ALL DIMENSIONS TO BE CHECKED ON SITE PRIOR TO THE COMMENCEMENT OF ANY WORK. ANY DISCREPANCIES TO BE REPORTED TO THE AUTHOR IMMEDIATELY. THIS DRAWING IS TO BE READ IN CONJUNCTION WITH ALL ARCHITECTURAL AND STRUCTURAL DRAWINGS.

FOR TENDER

NOTES

1. FOR GENERAL NOTES, REFER TO DRAWING.
2. DRAWINGS ARE NOT TO BE SCALED. ALL LEVELS AND DIMENSIONS TO BE VERIFIED ON SITE PRIOR TO COMMENCEMENT OF WORKS. ANY DISCREPANCIES TO BE BROUGHT TO THE ENGINEER / ARCHITECTS ATTENTION IMMEDIATELY.
3. THIS DRAWING IS TO BE READ IN CONJUNCTION WITH ALL OTHER DRAWINGS, SCHEDULES AND SPECIFICATIONS RELATED TO THIS PROJECT.
4. ALL BUILDINGS WORK AND MATERIALS ARE TO COMPLY WITH LOCAL AUTHORITY'S REQUIREMENTS AND ARE TO BE IN ACCORDANCE WITH SANS 10400 NATIONAL BUILDING REGULATIONS.

ISSUE / REVISION

NO	DESCRIPTION	DATE
A	ISSUED FOR TENDER	2022/11/10

CLIENT LDOE / THE MVULA TRUST



CONSULTANT

SIST ENGINEERS
SIMPLE INNOVATIVE SOLUTIONS ON TIME
22 SMISO NKWANYANA/GOBLE ROAD,
P.O BOX 3333 DURBAN, 3630
KWAZULU-NATAL, SOUTH AFRICA
TEL : +27 31 065 1099
www.sistengineers.co.za
Email : talu@sistengineers.co.za

PROJECT

NTSEDZENI SECONDARY SCHOOL

DRAWING TITLE

WATER TANK

DRAWING CHECKS

DESIGNED	DRAWN	CHECKED BY	DATE
T.MUDAU	S.KHOMO	T.MUDAU	2022/11/10

PROFESSIONAL APPROVAL

ENGINEER: T.MUDAU PR REG. No : 201430310
SIGNATURE: DATE: 2022-11-10

DISCIPLINE

STRUCTURES

DRAWING NUMBER

PROJECT	SOLE	DRAWING NO	STAT	REV
SIST221101	SE	104	T	A

P: PRELIMINARY / C: CONSTRUCTION / D: DRAFT / T: TENDER / A: AS-BUILT

SCALE

A1
As indicated