STATEMENTS AREA, CSC AREA & BEHIND CSC AREA

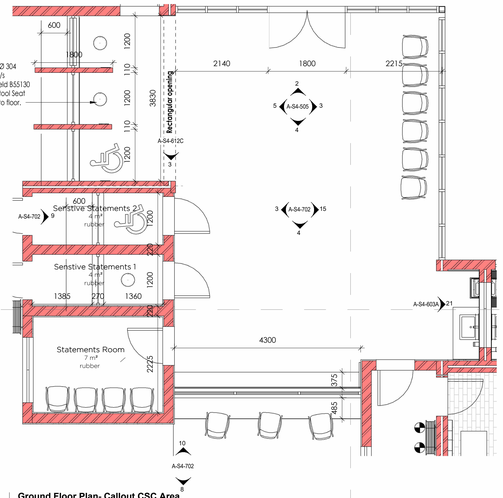

Ground Floor Plan- Callout CSC Area
1 : 50

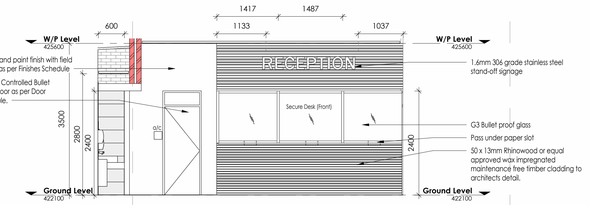

J3 CSC Counter Front Elevation
1 : 50

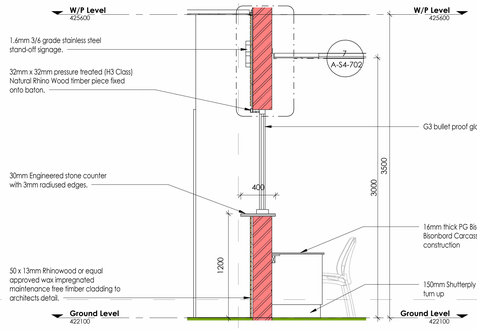

J3 CSC Counter Section
1 : 25

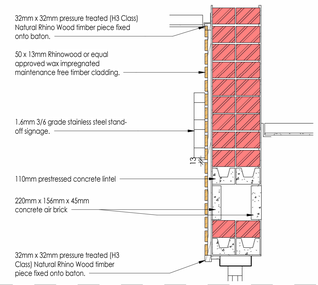

J3 Section - CSC Counter Callout 1
1 : 10

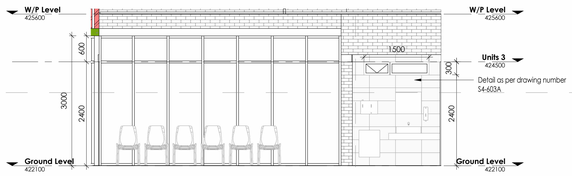

CSC Wash Hand Area Elevation
1 : 50

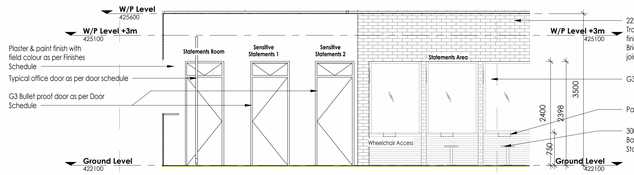

J1 & J2 Statements & Sensitive Statements Area Front Elevation
1 : 50

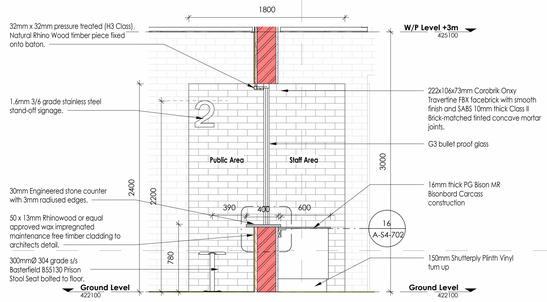

J1 Statements Area Section
1 : 25

Ground Level - Reference Joinery Plan
1 : 500

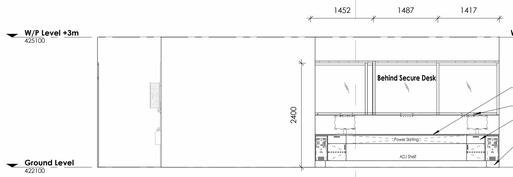

Behind CSC Area
1 : 50

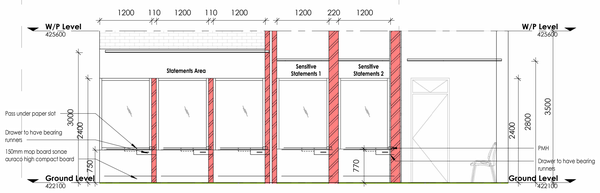

Behind Statements Area Elevation
1 : 50

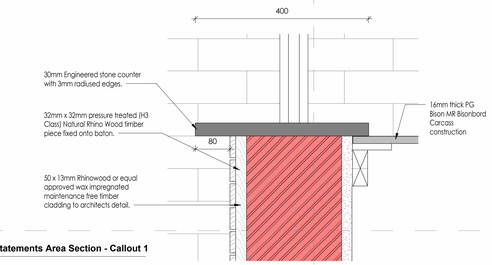

J1 Statements Area Section - Callout 1
1 : 5

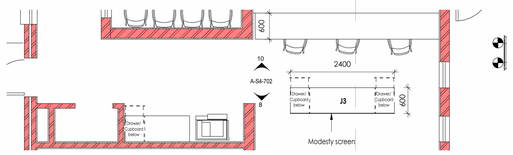

Ground Floor Plan- Behind CSC Area
1 : 50

J5 & J6 Elevation
1 : 50

RADIO ROOM / J7

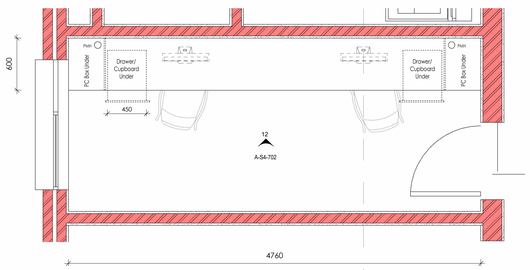

Joinery Plan - Callout Radio Room
1 : 25

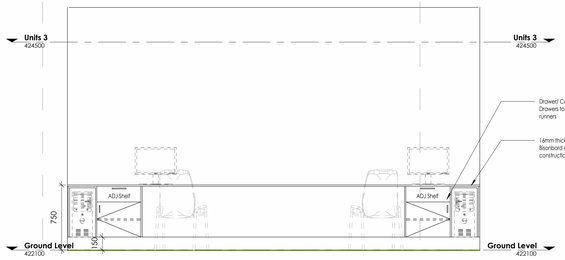

Elevation 2 - a
1 : 25

GENERAL DRAWING NOTES

- THE DESIGN ON THIS DRAWING IS COPYRIGHT AND REMAINS THE PROPERTY OF THE ARCHITECTS.
- ALL WORK TO BE CARRIED OUT STRICTLY IN ACCORDANCE WITH MUNICIPAL REGULATIONS.
- DRAWINGS NOT TO BE SCALED, ONLY ANNOTATED DIMENSIONS TO BE USED.
- ALL RELEVANT DATUM, LEVELS, DIMENSIONS TO BE CHECKED ON SITE BEFORE COMMENCEMENT OF WORK.
- ALL DRAWINGS ARE TO BE CHECKED BY THE MAIN CONTRACTOR AND ANY DISCREPANCIES ON THE DRAWINGS OR BETWEEN THE DRAWINGS ARE TO BE REFERRED TO THE ARCHITECT.
- CONTRACTOR TO CHECK ALL QUANTITIES PRIOR TO ORDERING AND MANUFACTURE.
- CONTRACTOR TO PROVIDE SHOP DRAWINGS FOR APPROVAL BY ARCHITECT PRIOR TO MANUFACTURE.

Revision:

No.	Description	Date

JOINERY CONSTRUCTION NOTES:
ALL JOINERY JUNCTIONS ARE TO BE SECRET & SECURELY FIXED.
NO EXPOSED SCREWS, PLUGS OR FILLERS WILL BE ACCEPTED.
ALL COLOURS AND FINISHES TO BE CONFIRMED BY ARCHITECT.
SHOP FITTER TO PROVIDE SAMPLES OF ALL MATERIALS FOR ARCHITECTS APPROVAL PRIOR TO MANUFACTURER.
DEVIATIONS TO THESE JOINERY DRAWINGS ARE TO BE APPROVED BY THE ARCHITECT PRIOR THROUGH THE PREPARATORY & ACCEPTANCEOF SHOP DRAWINGS PRIOR TO MANUFACTURER.
SHOP FITTER TO CHECK AL DIMENSIONS ON SITE PRIOR TO THE PREPARATION OF SHOP DRAWINGS.
ONLY WATER RESISTANT BISONBORD V313 IS TO BE USED FOR ALL COUNTER TOPS, SKIRTINGS, CARCASSES AND DRAWER/ CUPBOARD FRONTS.
ALL SUPPORT STRUCTURES TO BE HIDDEN AND DESIGNED TO BE STURDY AND SECURE IN ACCORDANCE WITH MANUFACTURER'S SPECIFICATIONS.
NO VISIBLE JOINTS PERMITTED WITHOUT SPECIFIC APPROVAL.
ALL SPECIFIED MATERIALS CAN BE SUBJECT TO A SIMILAR AND EQUAL APPROVED SPECIFICATION.
ALL PROPOSED MATERIALS AND SPECIFICATIONS TO BE APPROVED BY THE ARCHITECT.
ALL DETAILED JOINERY DRAWINGS TO BE READ IN CONJUCTION WITH THE RELEVANT BLOCK REFERENCE PLAN.
ONLY APPROVED FABRICATORS ARE O BE USED FOR SURRINO AND CEASARSTONE COUNTER TOPS.

COUNTER & WORKTOPS:
32mm FORMICA CLAD PG BISON BISONBORD MR BOARD (V313) POSTFORMED LIFESEAL TOPS WITH SQUARE LINE EDGE.
ALL EXPOSED EDGES TO RECEIVE GLUED ON FORMICA EDGING TO MATCH COUNTER TOP COLOUR.
32mm THICK GRANITE, ALL DGES ARE TO BE ROUNDED.
ALLL FRONT EDGES OF COUNTER TOPS TO BE POST FORMED WITH THE APPROVED PROFILE.

CUPBOARD, DRAWER CARCASSES & HARDWARE:
16mm MELAWOOD FINISHED PG BISON BISONBORD MR BOARD (V313) CARCASSES, SHELVES AND DRAWER BOXES TO BE FINISHED WITH WHITE MELAMINE EDGING REAR CLOSURE PANEL OF CUPBOARDS TO BE WHITE FACED MASONITESHEETING WITH OPENINGS FOR PLUMBING/ CABLES PIPES S REQUIRED.
ALL DRAWER RUNNERS TO RUN FULL LENGTH OF THE DRAWER AND ARE TO BE STURDY AND SECURELY FIXED.
SAMPLES OF ALL IRONMONGERY, FURNISHES, FITTING, HINGES, ETC TO BE PROVIDED FOR APPROVAL.
ONLY EARING RUNNERS TO BE USED ON ALL DRAWERS.

HANDLES:
189mmx 28mmx 160mm STAINLESS STEEL NEPTUNE HANDLE. END TO END LENGTH WITH MATCHING STAINLESS STEEL SCREWS. SAMPLES OF HANDLES TO BE PROVIDED FOR APPROVAL BEFORE INSTALLATION.

CUPBOARD DOORS, DRAWER FRONTS, PC BOXES AND OPEN/ MICROWAVE SHELVES:
16mm MELAMINE FINISHED PG BISON BISONBORD MR BOARD (V313)
DOOR AND DRAWER FRONTS TO BE MELAMINE CLAD ON BOTH SIDES WITH THE SAME COLOUR AS SPECIFIED.
INSIDE FACE OF PC BOXES AND OPEN SHELVES TO BE COLOUR MELAMINE AS SPECIFIED.
2mm IMPACT EDGING ALL AROUND TO EXPOSED EDGES TO MATCH MELAMINE
IMPACT EDGING TO BE EQUAL APPROVEDO NATINAL EDGING RANGE.
DOORS AND DRAWERS ARE NOT LOCKABLE UNLESS OTHERWISE SPECIFIED.
ALL DOORS TO HAVE: 1 PAIR EUROMAT T42 CONCEALED CPBD HINGES WITH 3mm ADJUSTABLE PLATE (032349) AS SUPPLIED BY HETTICH GELMAR, O.E.A OR SIMILAR APPROVED. SAMPLE TO BE PROVIDED FOR APPROVAL
CHROME PLATED OR ALUMINIUM STRAP HANDLE- SAMPLE TO BE APPROVED PRIOR TO INSTALLATION.
ALL DRAWERS ARE TO BE EQUAL IN

PLINTH BASES:
ALL PLINTH BASES ARE TO BE 150mm HIGH.
BASES TO BE MANUFACTURED FROM AN APPROVED HIGH IMPACT COMPACT LAMINATE BOARD FINISH.

POWER SUPPLY NOTE:
CONTRACTOR TO ALLOW FOR POWER MANAGEMENT HOLES IN WORKSTATION JOINERY FITTING.
POSITIONS TO BE CONFIRMED ON SITE.
POWER SKIRTING AS INDICATED IN ACCORDANCE WITH ELECTRICAL CONSULTANTS DRAWINGS.

LOCKER FITTINGS:
CONTRACTOR TO PROVIDE THE FOLLOWING LOCKER FITTINGS FOR REVIEW AND APPROVAL:
"HETTICH ROTARY CATCH LOCK FOR PADLOCK" OR "HAFFELLIE CAM LOCK LOCKABLE WITH PADLOCK" WITH ADDITIONAL MOUNTING ADAPTERS TO PREVENT FORCED CAM-LOCK ROTATIONN & 150 HIGH SCREW FIXED LAZER CUT NUMBERED BACK-PLATE.

ALL JOINERY TO BE INSPECTED & APPROVED BY THE ARCHITECTS BEFORE IT IS DISPATCHED FROM THE MANUFACTURERS PREMISES.
SHOP DRAWINGS ARE REQUIRED FOR APPROVAL BEFORE FABRICATION OF ALL JOINERY FITTINGS.

Client

Signature: Date:

SAKHISIZWE ARCHITECTS
33 ADELAIDE TAMBO DR , DURBAN NORTH
TEL: 031 563 3424 FAX: 031 563 3518
www.sakhisizwearchitects.com

Professional Architects signature
Mr K.P Mawsana (Pr. Arch) sacap (7902) saia (7593)

Project Title:
Proposed New Msinsini Police Station for the South African Police Service on Portion 4 of the farm Clifton Park No.9219

First Issue Date: **02/19/25**	Page Size: A0
Drawn: **KLN, JN, CM**	Scale: **As indicated**
Checked: **BS**	

Drawing Description:
Joinery Details 01

Job no.:	Drawing no.:	Rev. no.:
s571	**S4-702**	

Signature:

ISSUED FOR APPROVAL	
ISSUED FOR INFORMATION	
ISSUED FOR SUBMISSION	
ISSUED FOR TENDER	
ISSUED FOR CONSTRUCTION	