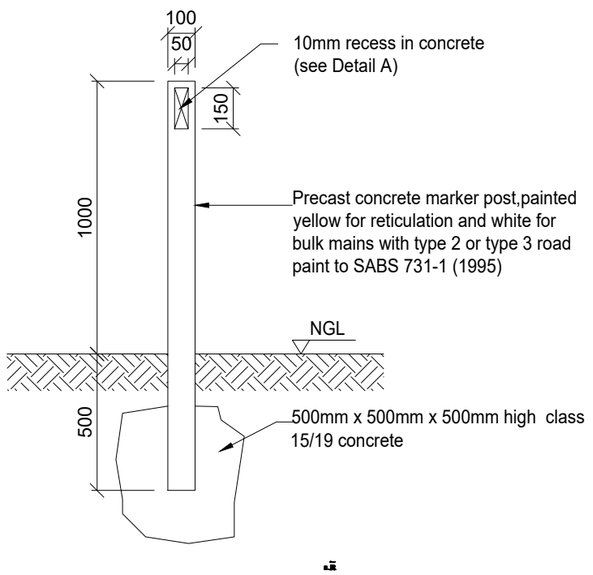

ELEVATION
N.T.S.



BACK VIEW OF DETAIL A
N.T.S.

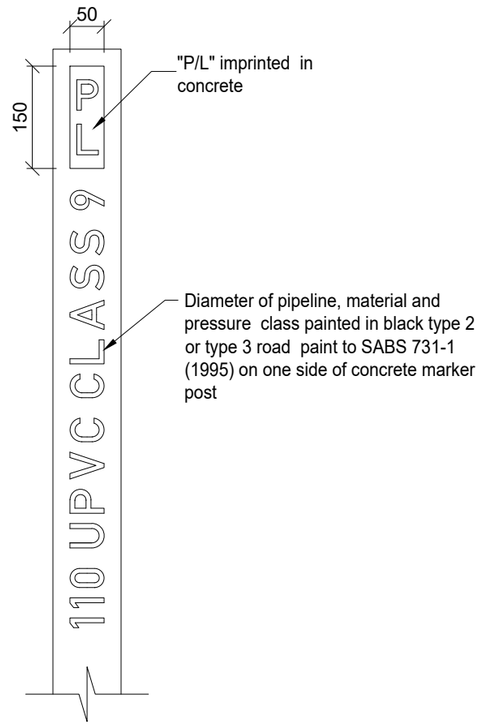

DETAIL A
N.T.S.

NOTES:

1) Concrete marker posts to be placed at an offset of 1m from centre line of pipe.
2) When looking in the direction of water flow, concrete marker posts to be placed on the left hand side.
3) Concrete marker posts must be placed at bends and tees on the pipeline.
4) Concrete marker posts must be placed in line of site, so that the next marker post is visible from the previous marker post.

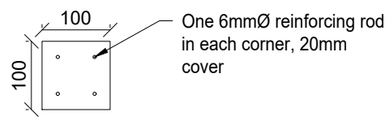

PLAN
N.T.S.

THIS DRAWING IS THE PROPERTY OF SDM CONSULTING ENGINEERS (Pty) Ltd. AND MAY NOT BE COPIED OR REPRODUCED EITHER WHOLLY OR IN PART WITHOUT THE WRITTEN PERMISSION OF THE AFOREMENTIONED COMPANY

THIS DRAWING IS NOT TO BE SCALED. FIGURED DIMENSIONS ONLY ARE TO BE FOLLOWED. ADDITIONAL DIMENSIONS, WHEN REQUIRED, WILL BE PROVIDED UPON REQUEST. CONTRACTORS ARE TO CHECK ALL DIMENSIONS BEFORE WORK COMMENCES AND REFER ANY DISCREPANCY TO THE ENGINEER FOR ADJUSTMENTS.

DRAWING No.	REFERENCE DRAWINGS :

NO.	DATE	REVISION	DRAWN
A	FEB 2023	ISSUED FOR INFORMATION	G.S

ISSUED FOR TENDER

CLIENT

MHLATHUZE WATER
CORNER BATERY BANK, S CENTRAL ARTERIAL
RICHARDS BAY
TEL: (035) 902 1000
FAX: (035) 902 1111

UMKHANYAKUDE DISTRICT MUNICIPALITY
STAND 13433, KINGFISHER RD PORTION 7
REMAINDER OF HARLINGEN FARM
RICHARDS BAY
3900
TEL: (035) 573 8600
FAX: (035) 573 1094

CONSULTING ENGINEERS

SUITE 306 GRANADA SQUARE
16 CHARTWELL DRIVE
UMHLANGA ROCKS
4320
TEL: +27 (0) 31 561 1431

PROJECT

REFURBISHMENT AND AUGMENTATION OF WATER SUPPLY SCHEMES WITHIN JOZINI LOCAL MUNICIPALITY

DRAWING TITLE

STANDARD DRAWINGS PIPE MARKER

	SIGNATURE FOR FLUX/SDM	DATE	PR.No.	SHEET SIZE
DESIGNED	M.T	FEB 2023		A0
DRAWN	G.S	FEB 2023		SCALE
CHECKED	N.N	FEB 2023		AS SHOWN
APPROVED				DWG STATUS P
CO-ORDINATOR				P = PRELIMINARY C = CONSTRUCTION

FLUX/S.D.M. DRAWING NUMBER

UKDM/0044/01/K

REVISION No A

SDM-DRAWING No.

COPYRIGHT RESERVED