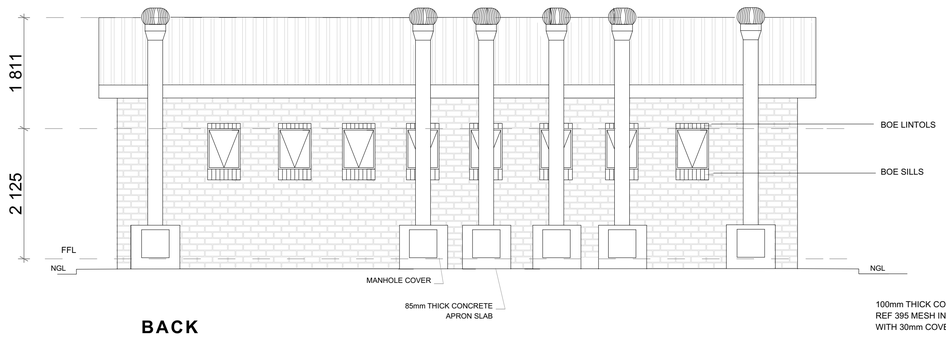

BACK
SCALE 1:50

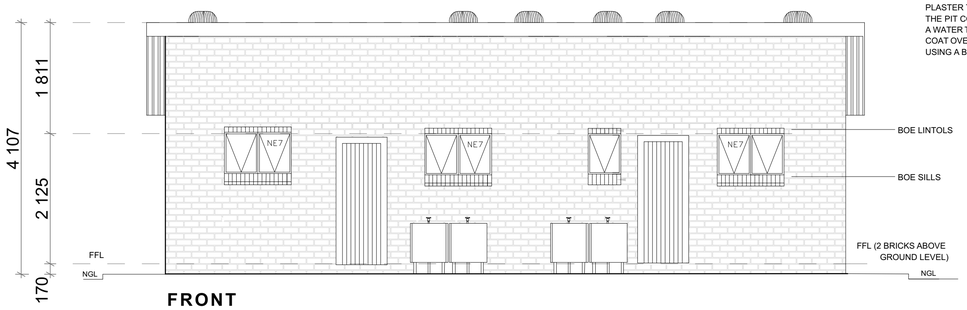

FRONT
SCALE 1:50

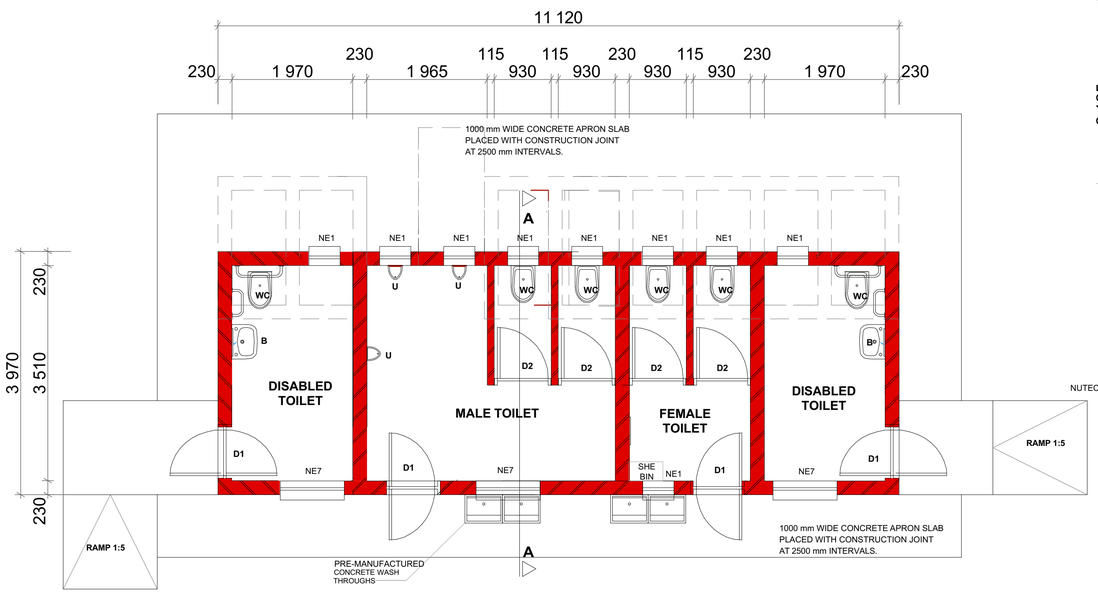

FLOOR LAYOUT : STAFF 6 SEATS + 3 URINALS
SCALE 1:50

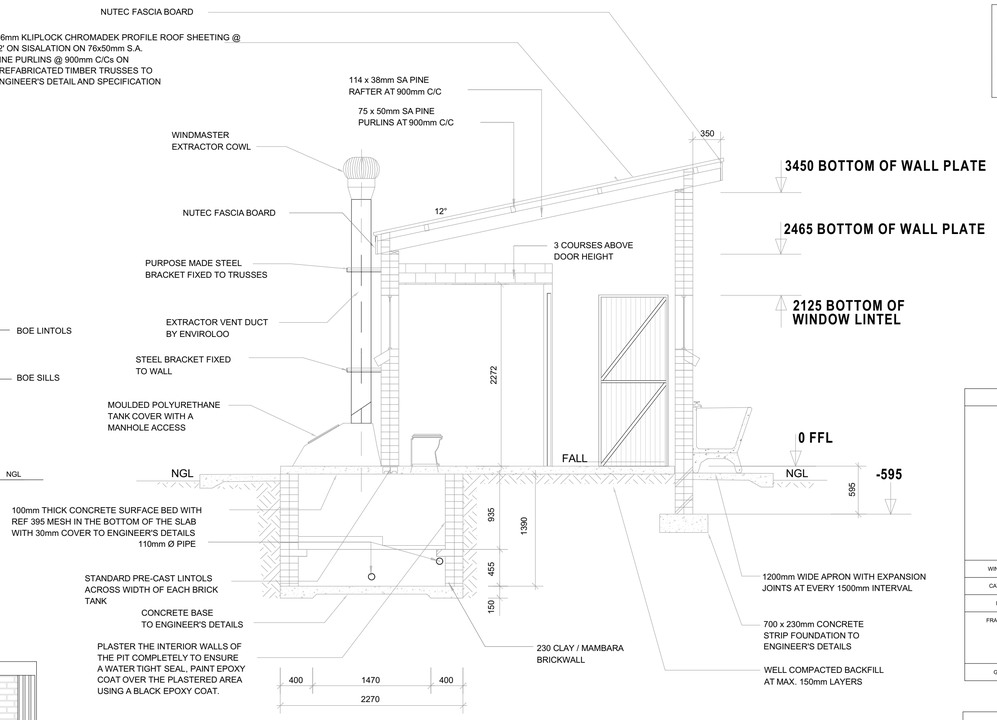

SECTION A-A
SCALE 1:50

NOTE:
ENVIRO LOO INSTALLATION
AS PER MANUFACTURER'S
SPECIFICATION AND DETAILS

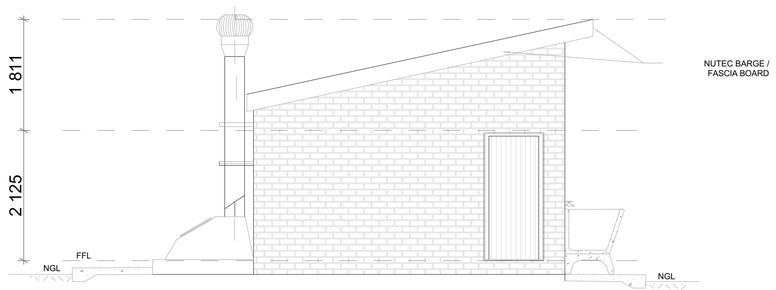

SIDE
SCALE 1:50

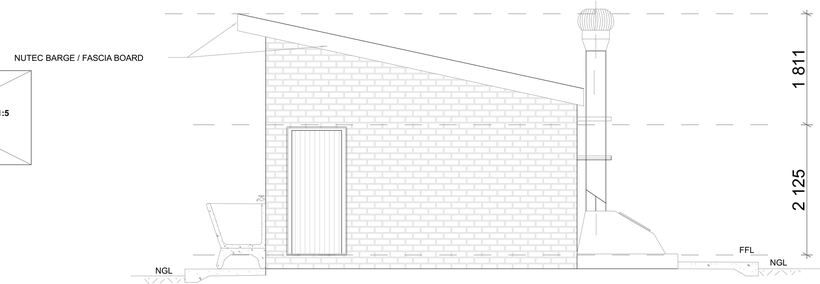

SIDE
SCALE 1:50

GENERAL NOTES:
1. ALL WORK TO BE CARRIED OUT IN ACCORDANCE WITH THE NATIONAL BUILDING REGULATION AND SABS 0400 OF 1990
2. CONTRACTOR TO READ ONLY FIGURED DIMENSION
3. CONTRACTOR TO VERIFY ALL DIMENSION ON SITE BEFORE COMMENCING WITH ANY WORK.

ALL DIMENSIONS TO BE CHECKED ON SITE PRIOR TO ANY WORK OR SHOP DRAWINGS. ALL DISCREPANCIES TO BE DISCUSSED WITH PROJECT MANAGER PRIOR TO IMPLEMENTATION THEREOF.

REVISION

DATE	NO.	REVISIONS	INIT.

NOTES AND SPECIFICATIONS:

GENERAL
1. Use dimensions provided and do not sclae drawing.
2. All work to comply with SANS, PW371 and SABS.
3. All dimensions, levels and positions to be verified on site prior to construction.
4. All concrete work to be as per Engineer's details and specifications.
5. All pits to face North.
5. All brickwork have brickforce at every 2nd course in pit lining and 3rd course in superstructure.

PIT EXCAVATION
1. All stages of pit excavation to be inspected and approved by Engineer and signed off.
2. All pit lining to be inspected by EnviroLoo Services before slab casting.

COMPACTION OF SURFACES
All ground surfaces receiving concrete floors / slab should be compacted to 150mm layers 93% ModAASHTO density before casting concrete.

CONCRETE WORKS
1. All concrete to be as per Engineer's details and specifications.
2. 25 MPa strength concrete to be used throughout construction:
Trial Concrete Mixes: Proportions
Concrete Strenght at 28 Days 25Mpa:
1 : 2 : 2 (mix proportion by volume)
1 bag cement : 0.08m3 Sand : 0.09m3 Stone (Volume/Bag)
385 kg cement : 820 kg sand : 960 kg stone (Mass/m3)
3. Pre-cast concrete lintols to be used as support under top slab of pit.
4. All concrete aprons to be 1000mm wide..

MORTAR
Mixed proportions to be:
1 cement : 3 sand
(i.e.1 bag cement : 3 wheelbarrows (37 litres) sand)

BRICKWORK
Sub-structure
1. All pit lining / foundation brickwork to be solid NFP clay brick.
2. All internal surface of pit lining to be painted with two coats black expoxy paint installing Enviro-Loo units.
Super-structure
1. All external walls / partitions to be of clay face brick to SABS quality.
2. All cubicle partition walls to be 3 courses above door height.
3. All brickwork above door openings should have brickforce on evry course at least 3 courses.
4. Air bricks: Standard 230X152mm terra-colts vermin proofed lourved air grating to be used above all window openings.

ROOF SHEETING
1. 0.6mm klplock chromadek roof sheeting

ROOF TIMBER / CEILING
1. All roof timbers to be machined SABS treated wood with three coats of approved wood preservative.
2. Timber connections (Hurricane Clips) are required all intercessions between timber rafters and purlins.
3. Sisalation is to be applied interval under all roof surfaces.

METALWORK
1. All metalwork should be primed before installation.
2. All steel window should have 6x20mm flat bar burglar proofing.

PLUMBING
1. Double concrete wash trough to be used.
2. All wash troughs should be connected to the school's water supply system and the waste water should be piped to a soakaway.
3. The soakaway should be as per Engineer's detail and position to be determined on site.
4. Only 20mm and galvanised pipework should be used as connection from wall to the discharge points.

GLAZING
1. 6.28mm obscure safety glass.

PAINTING
1. All paintwork to comply with SABS and PW371 specification.
2. All steel window and door frames including doors and fascia / barge boards to be discharge points.

WINDOW SCHEDULE

WINDOW NO.	N2
CATALOGUE	NE7
FRAME	1022 x 654mm HIGH STANDARD STEEL WINDOW FRAME
FRAME FINISH	SPOT PRINING DEFECTS IN PRE-PRIME SURFACE WITH ZINC CHROMATE PRIMER & APPLY ONE UNIVERSAL UNDER COAT & TWO COATS EPWP GOLDEN BROWN GLOSS ENAMEL PAINT ON STEEL
GLAZING	6.28mm OBSCURE SAFETY GLASS

WINDOW SCHEDULE

WINDOW NO.	N1
CATALOGUE	NE1
FRAME	533 x 654mm HIGH STANDARD STEEL WINDOW FRAME
FRAME FINISH	SPOT PRINING DEFECTS IN PRE-PRIME SURFACE WITH ZINC CHROMATE PRIMER & APPLY ONE UNIVERSAL UNDER COAT & TWO COATS EPWP GOLDEN BROWN GLOSS ENAMEL PAINT ON STEEL
GLAZING	6.28mm OBSCURE SAFETY GLASS

DOOR SCHEDULE

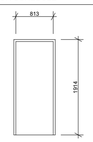

DOOR NO.	SINGLE REBATE STEEL FRAME TO FIT 110mm WALL (D2)
CATALOGUE	PRIME AND PAINT UNDERCOAT AND 2no. FINI-SHING COATS IN BROWN VANISH GLOSS ENAMEL
DOOR LEAF	813 x 1914 x 44mm SEMI SOLID DOOR
LEAF FINISH	3no. EPWP GOLDEN BROWN HIGH GLOSS ENAMEL PAINT
LOCK	2 LEVER MORTICE LOCK STANDARD AS PER MANUFACTURE WITH BARREL BOLT

ENTRANCE DOOR

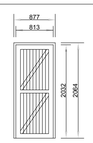

FRAME TYPE	SINGLE REBATE STEEL FRAME TO FIT 220mm WALL (D1)
FRAME FINISH	PRIME AND PAINT UNDERCOAT AND 2no. FINISHING COATS IN GLOSS ENAMEL COLOUR TBC
DOOR LEAF	44mm FRAMED LEDGED AND BRACED DOOR SIZE 813x2032mm INCLUDING EXTERNAL WEATHER BAR
LEAF FINISH	UNDER COAT AND MINIMUM 2 COATS GLOSS ENAMEL - COLOUR TBC
LOCK	3 LEVER MORTICE LOCK SET
IRONMONGERY	100mm BRACE CABIN HOOK

■ Implementing Agent

THE MVULA TRUST
A leading developmental NGO

SIGNATURE..... .....DATE.....

■ Client

LIMPOPO
PROVINCIAL GOVERNMENT
REPUBLIC OF SOUTH AFRICA
DEPARTMENT OF
EDUCATION

■ Consultant

re-solve
Water Management Solutions

Project Title:

LIMPOPO DEPARTMENT OF EDUCATION SCHOOLS WATER & SANITATION PROGRAMME

date : 24 NOVEMBER 2022	scales :
drawn : PJM	AS SHOWN

Drawing Description: Matome Modika Secondary School

STAFF ABLUTION 6 SEAT + 3 UNRINALS - ENVIROLOO TOILET BLOCK

Job No.	Drawing No.	Rev. No.
LPDE 2022/2023	01-101	-

AS-BUILT DRAWING	
ISSUED FOR APPROVAL	
ISSUED FOR SUBMISSION	
ISSUED FOR TENDER	[redacted]
ISSUED FOR CONSTRUCTION	