

FLANGES:  
FLANGES TO RAND WATER STANDARD DRG. A11791 FOR  
1500kPa TEST PRESSURE  
BOLTS, NUTS AND WASHERS TO SANS 1700  
ALL VALVES TO 1500kPa TEST PRESSURE

COATINGS:  
INTERNAL COATING FOR PIPEWORK:  
- RIGID POLYURETHANE (SOLVENT FREE) - 750 MICRON  
EXTERNAL COATING FOR PIPEWORK:  
- RIGID POLYURETHANE - 2mm

WELDING:  
ALL WELDING MUST BE TO THE FOLLOWING STANDARD:  
- API 5L (FACTORY)  
- API 1104 (IN THE FIELD)

LININGS AND COATING TO HAVE A 400mm CLEARANCE FOR  
ITEM 1.1 TO ALLOW FOR WELDING OF WRAPPER PLATE.  
CLEARANCE TO BE PROTECTED WITH MASKING TAPE AND  
THEN MANUALLY REPAIRED INSITU

ALL SPECIALS AND WELDS TO BE 100% NDE TESTED  
AND SHOT BLASTED TO SA 2.5

ALL DIMENSIONS OF EXISTING PIPE AND  
LENGTHS FOR STRAIGHT PIPE TO BE  
CONFIRMED ON SITE BEFORE  
MANUFACTURING OF ITEM AND FINAL  
LENGTHS

ALL PIPE SPECIALS TO BE HYDRO  
TESTED BEFORE INSTALLATION

REVISIONS

No	DATE	CHECKED	APPROVED	DESCRIPTION
1	07-09-18			MODIFIED DIMENSION
2	14/11/2018			ADDITIONS/ CHANGES
3	12/06/2019			ADDITIONS/ CHANGES

REFERENCE DRAWINGS

NUMBER	TITLE
9473	GENERAL ARRANGEMENT OF CHAMBER
9469	LAYOUT OF 2500 DIA FILTERED WATER HEADER



BOX 1127  
JOHANNESBURG  
2000  
TEL: 011-682-0911

© RAND WATER 2004 All Rights Reserved

SAP No.	P.03341	CHECKED BY	<i>[Signature]</i>
CONTRACT No.		D.O.M. C. TUMBARE	<i>[Signature]</i>
DESIGNED BY	DIANA	APPROVED	<i>[Signature]</i>
DRAWN BY	KS KWINDA	REG. No.	20067001
DATE	2019-06-13	DATE	13/11/2019

VEREENING PUMPING STATION  
CATHEDRAL HEADER

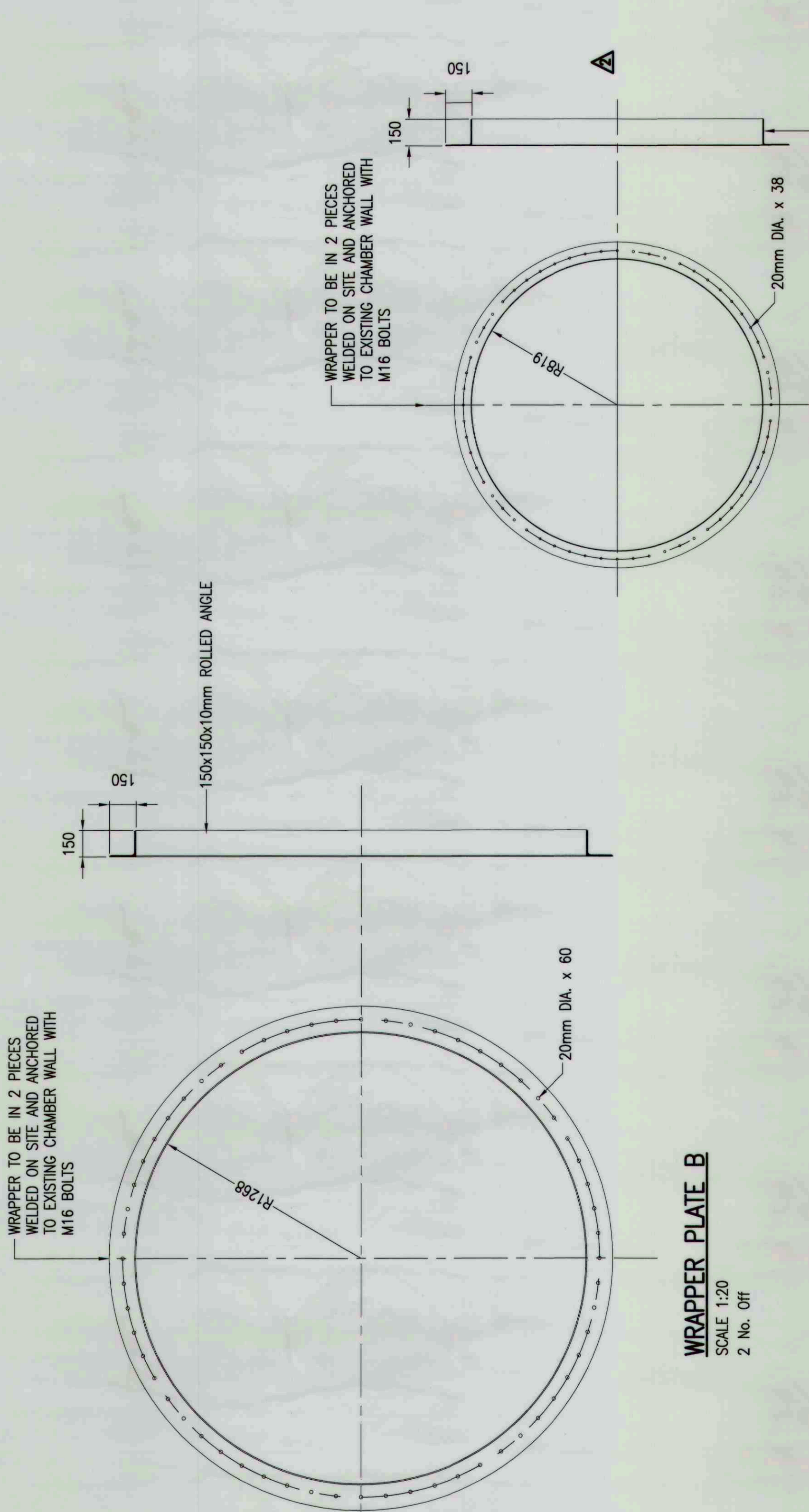
LAYOUT & DETAILS OF PIPE  
WORK & SCHEDULE

STATION	VIG	WKS	DOC. TYPE	S
SCALE	1:AS SHOWN		D	C

DRG No. RA17924	REVISION	3
-----------------	----------	---

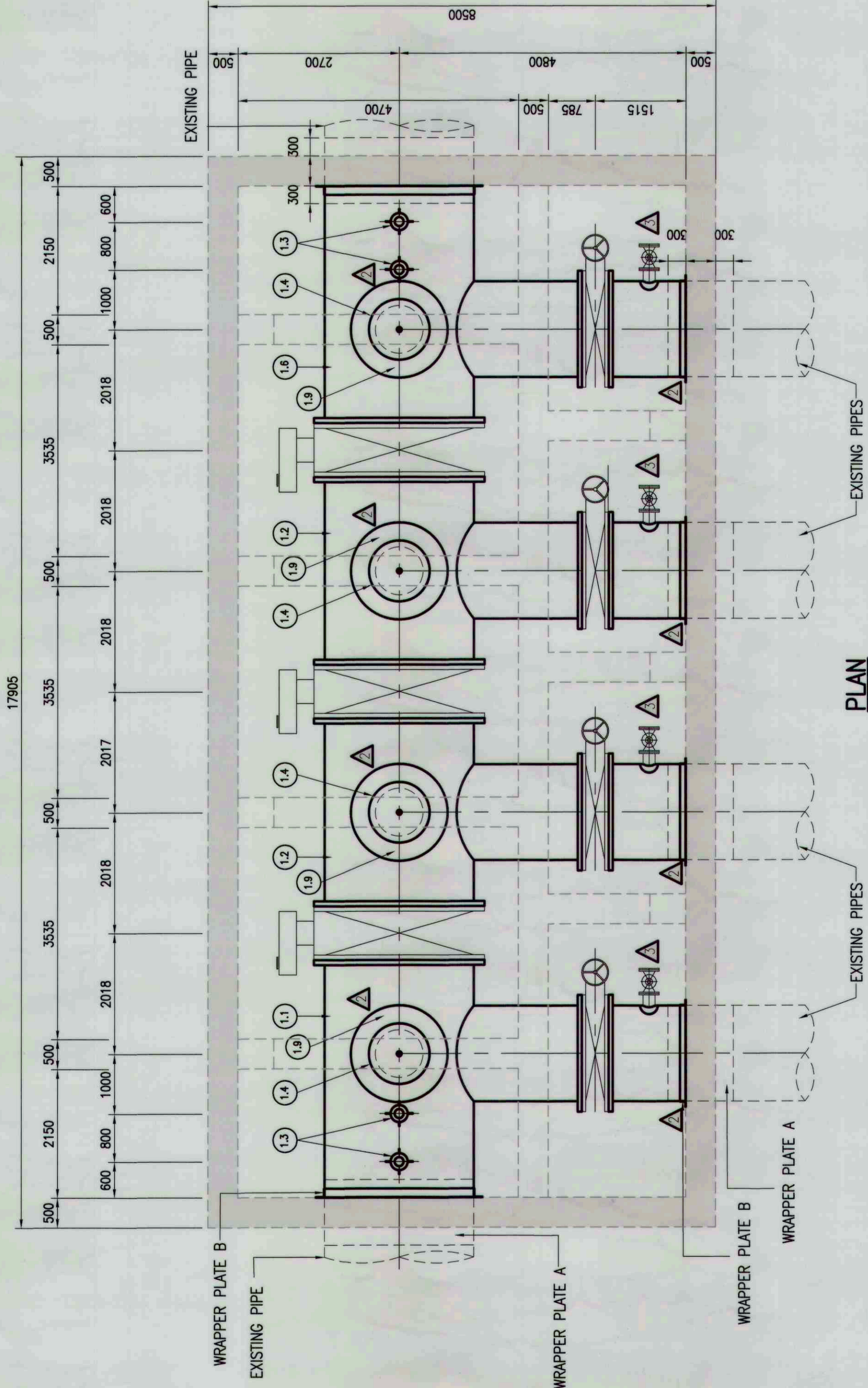
SCHEDULE OF PIPE SPECIALS

ITEM	AMOUNT	GRADE	FLANGE TP (kPa)	DESCRIPTION	DIMENSIONS
1.1	1	300WA	1500	22mm x 2526mm OD BY 16mm x 1624mm OD (TWO ENDS FLANGED)	
1.2	2	300WA	1500	22mm x 2526mm OD BY 16mm x 1624mm OD (THREE ENDS FLANGED)	
1.3	4	300WA	1500	10.97mm x 168.3mm OD STRAIGHT PIPE (ONE END FLANGED)	
1.4	4	300WA	1500	10mm x 812mm OD STRAIGHT PIPE (ONE END FLANGED)	
1.4(g)	4	300WA	1500	BLANK FLANGE WITH 25mm STOP COCK	
1.5	2	S355JR	N/A	16mm x 2500mm ID INTERNAL WRAPPER PLATE A (ID TO BE CONFIRMED ON SITE)	
1.6	1	300WA	1500	22mm x 2526mm OD BY 16mm x 1624mm OD (TWO ENDS FLANGED)	
1.7	4	S355JR	1500	16mm x 1630 OD	
1.8	4	S355JR	1500	16mm x 1600 ID INTERNAL WRAPPER PLATE A (ID TO BE CONFIRMED ON SITE)	
1.9	4	S355JR	1500	6mm THICK CONSPICUOUS PLATE, SHAPED FOR 2526mm DIAMETER PIPE	
2.0	4	300WA	1500	8.6mm x 219mm OD STRAIGHT PIPE (ONE END FLANGED)	
2.1	4	300WA	1500	DN 200 SLUICE GATE VALVE	
2.2	4	S355JR	1500	6mm THICK CONSPICUOUS PLATE, SHAPED FOR 1600mm DIAMETER PIPE	

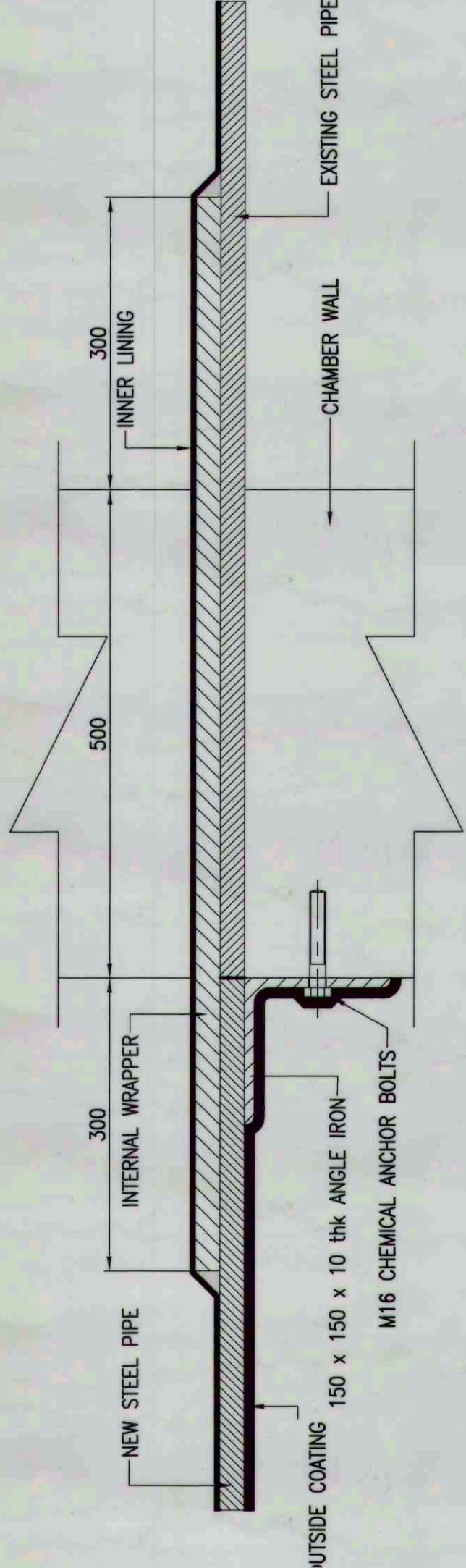


WRAPPER PLATE C

SCALE 1:20  
4 No. Off



PLAN



WRAPPER PLATE DETAIL A

SCALE 1:5

ITEM NO. 1.5 WITH 2500 ND (2 NO OFF)

ITEM 1.8 WITH 1600 ND (4 NO OFF)