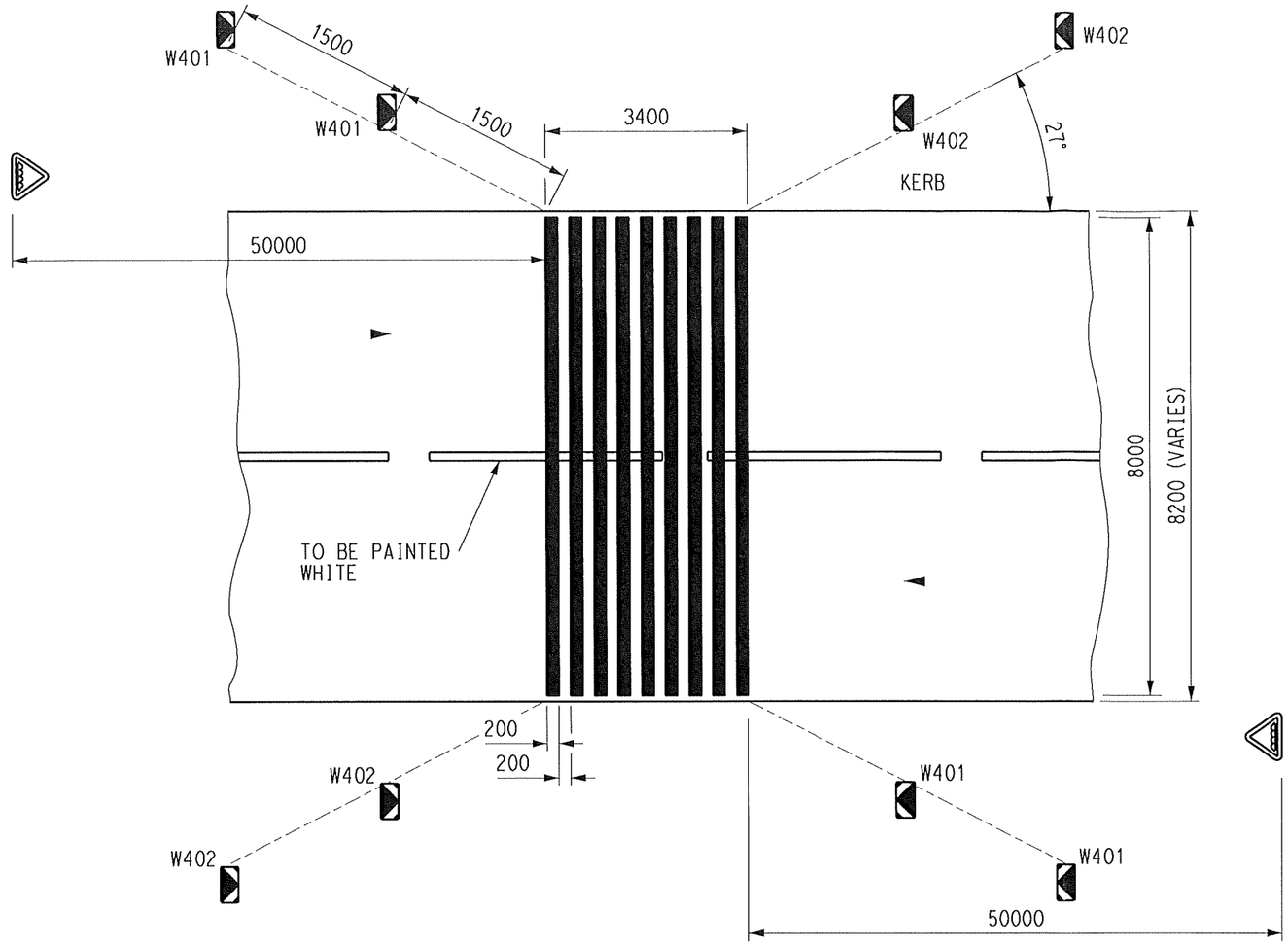

RUMBLE STRIPS
SCALE 1:100



DANGER PLATES
N.T.S.

NOTES:

1. SIGNS MUST BE ERECTED BEFORE AND ROAD MARKINGS PROVIDED IMMEDIATELY AFTER CONSTRUCTION. ALLOW PREMIX TO COOL BEFORE PAINTING.
2. 9.5 - 12mm AGGREGATE WILL BE REQUIRED WHEN CONSTRUCTING RUMBLE STRIP.

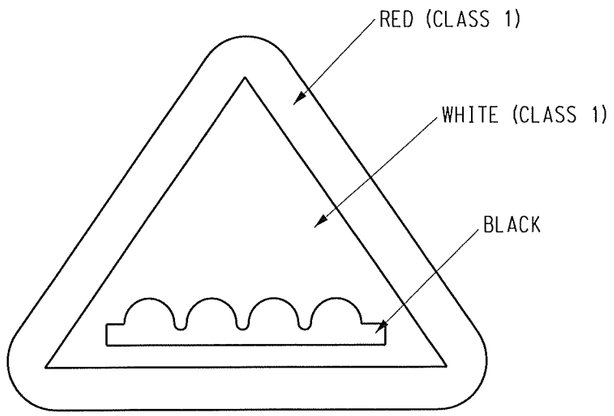

RUMBLE STRIPS
N.T.S.

25096 Sht 3	STUD POSITION DETAILS
20029 Sht 1	POWER STATION ACCESS ROAD LAYOUT PLAN
25096 Sht 1	ACCESS ROAD CROSS SECTION
20039 Sht 1	ROCKVIEW RESERVOIR ACCESS ROAD SV 0,00 - SV 2800,00
20030 Sht 2	POWER STATION ACCESS ROAD LAYOUT PLAN
48/	REFERENCE DRAWINGS

D.O.	REV	DATE	** REVISION **	REV BY	CHKD BY	AUTH BY	APP BY	KKS APP
18	0a		FIRST ISSUE, NEW DRAWING CREATED AS PER NOTIF 26651591					

AUTHORISED FOR ESKOM BY: 2023-11-28
CODIFICATION BY:
APPROVED BY: 2023-11-30
CHECKED BY: 2023-11-27
CREATED BY: S. MERVIN 2023-11-07
SCALE: AS SHOWN

CLASSIFICATION
PBS PATH: 0 OUZA

Eskom
ESKOM HOLDINGS SOC Ltd
REG No 2002/015527/30

PALMIET PUMPED STORAGE SCHEME

DETAIL
STATION
TYPICAL RUMBLE STRIP

ESKOM DRAWING No: 18.48/25096 | SHT: 2 | REV: 0a

DRAWING CLASSIFICATION: Controlled Disclosure

SIZE GROOTTE: A3L

PRELIMINARY