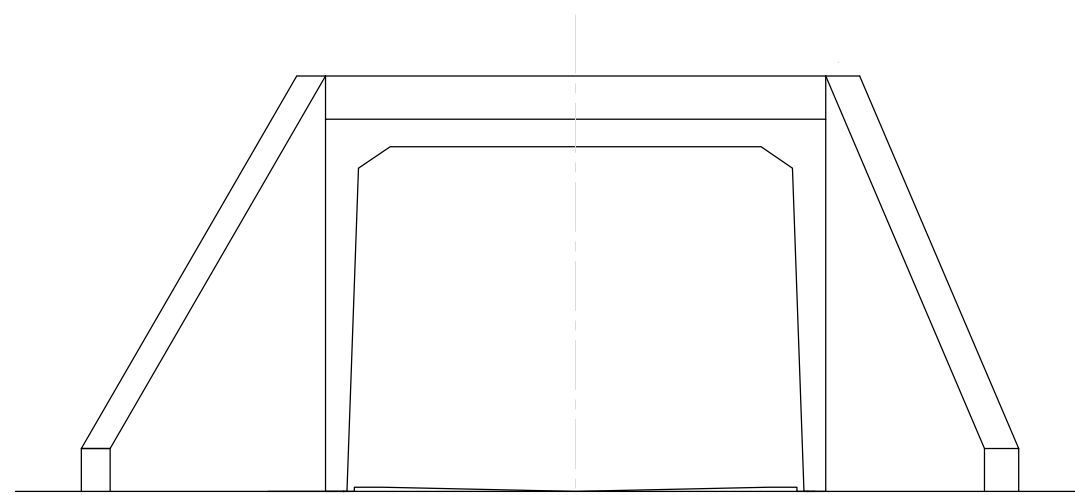
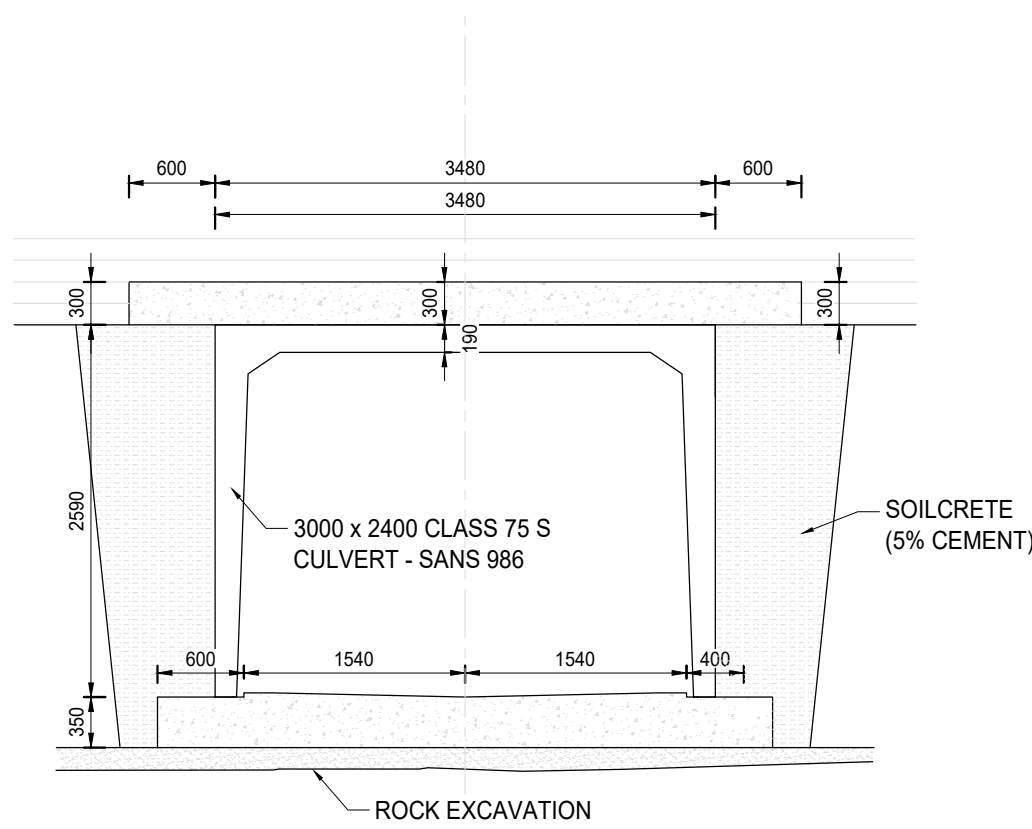


MAJOR CULVERT 1 LAYOUT
1:100



INLET ELEVATION, 1 X (3000 X 2400) CULVERT
1:50



SECTION B - B
1:50

NOTES:

- CONSTRUCTION**
- ALL EXPOSED CORNERS SHALL BE CHAMFERED 25 x 25
 - CONCRETE COVER TO REINFORCEMENT -
FLOOR SLAB & FOOTINGS = 50mm
WINGWALLS = 50mm
 - CONCRETE FINISH:
CONCEALED SURFACES = F1
EXPOSED SURFACES = F2
 - POLYETHYLENE SHEET 0.15mm THICK SHALL BE PLACED UNDER ALL WINGWALL FOOTINGS AND INLET SLAB
 - THIS DRAWING TO BE READ IN CONJUNCTION WITH THE COLTO STANDARD SPECIFICATIONS FOR ROAD AND BRIDGE WORKS FOR STATE ROAD AUTHORITIES AS AMENDED TO DATE
 - THE MAXIMUM SLOPE OF EARTHWORKS SURROUNDING A CULVERT INLET OR OUTLET SHALL BE 1 : 2

MATERIAL SPECIFICATION:

- INLET/OUTLET CONCRETE SLABS AND WINGWALLS - CLASS 35/19 CHARACTERISTIC STRENGTH 35 MPa
- REINFORCEMENT (SABS 920 - 1985)
YIELD STRENGTH TYPE:
MILD STEEL BARS 250 MPa
HIGH TENSILE STEEL BARS 450 MPa
WELDED STEEL FABRIC 450 MPa
- REINFORCEMENT DETAILS:
a) SEE DRG. No. S

FOUNDING MATERIAL:


- FOUNDING LEVEL TO BE APPROVED BY THE ENGINEER ON SITE.

LEGEND

- IF - INNER FACE
OF - OUTER FACE

TENDER

00	FEB.23	TENDER		
No	DATE	REVISION	CONSULT	DIR

CLIENT				
CITY OF MBOMBELA				
				
P. O. BOX 45 NELSPRUIT 1200				
1 NEL STREET NELSPRUIT 1200				
Tel.: (013) 759 9111 Fax.: (013) 759 2070				

DESIGNED BY	N R MATODZI Pr Tech Eng.
DRAWN BY	N R MATODZI Pr Tech Eng.
CHECKED BY	R HALSTEAD Pr Eng
APPROVED BY	R. MAMUREMI Pr Tech Eng.

CONSULTANT			
SHUMA AFRICA			
			
UNIT 75, BUILDING 11, SONPARK SHOPPING CENTRE, CNR. MADIBA DRIVE AND PIET RETIEF STREET NELSPRUIT			
Tel.: (013) 752 3658 Fax.: (086) 545 7391			

APPROVED	
MBOMBELA	DATE
CONSULTING ENGINEER	DATE

CONTRACT NUMBER : REG 55/2019
PROJECT
NKOMENI TO THEMBISA ROAD
DESCRIPTION
MAJOR CULVERT 1 LAYOUT AND DETAILS

DESIGN PLAN	SCALE
(Full signature)	AS - SHOWN
For: M&M	REVISION No.
For: Consulting Engineer	00
CONSULTANTS	SHEET 1 of 1
DRAWING NUMBER	DATE
SH-920-100-03	FEBRUARY 23