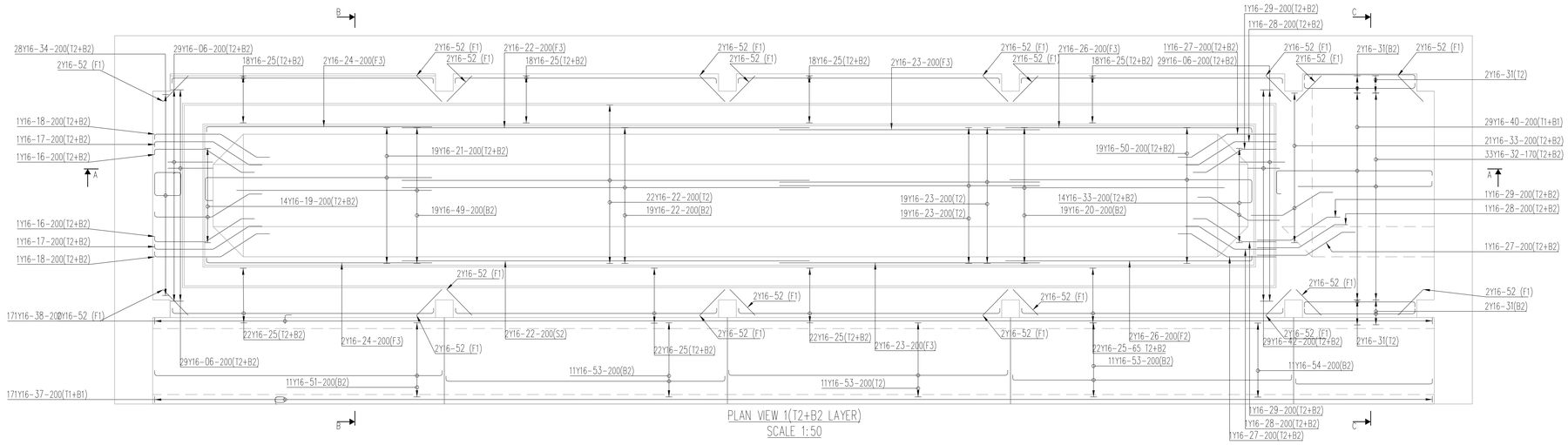

PLAN VIEW 1(T2+B2 LAYER)
SCALE 1:50

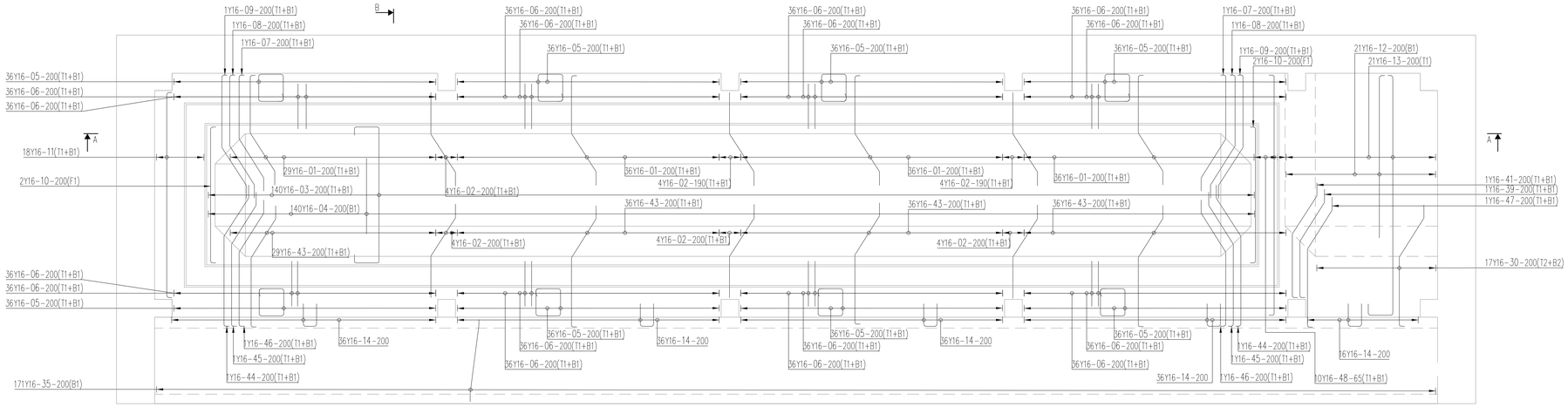

PLAN VIEW 2(T1+B1 LAYER)
SCALE 1:50

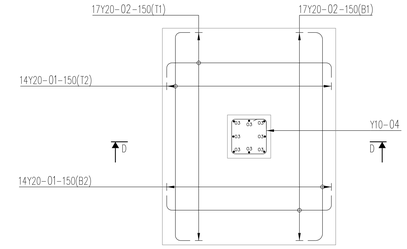

FOUNDATION REBAR PLAN VIEW 1
SCALE 1:25

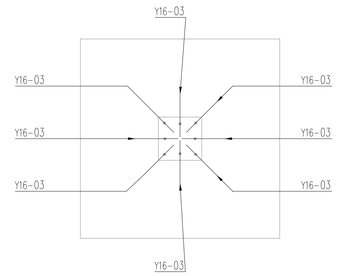

FOUNDATION REBAR PLAN VIEW 2
SCALE 1:25

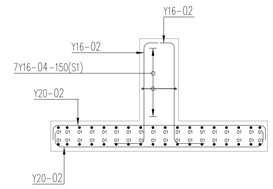

SECTION D-D
SCALE 1:25

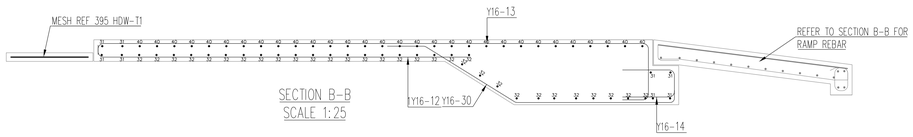

SECTION B-B
SCALE 1:25

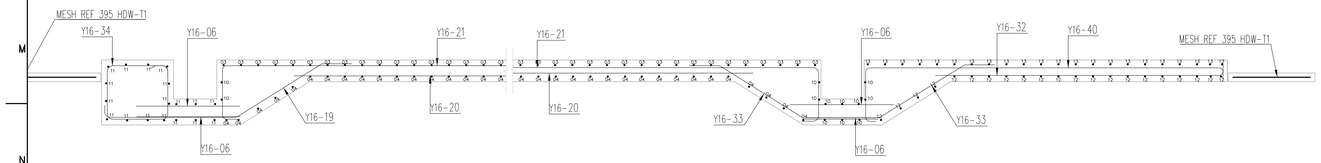

SECTION A-A
SCALE 1:25

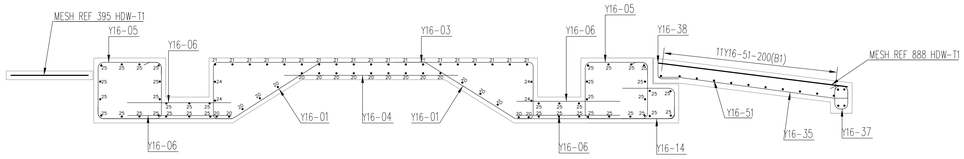

SECTION B-B
SCALE 1:25

REINFORCEMENT LEGEND:

B1-FIRST LAYER OF BOTTOM LAYERS
B2-SECOND LAYER OF BOTTOM LAYERS
T1-FIRST LAYER OF TOP LAYERS
T2-SECOND LAYER OF TOP LAYERS
F1-FIRST LAYER OF OUTSIDE FACE
F2-FIRST LAYER OF INSIDE FACE
F3-SECOND LAYER OF OUTSIDE FACE
F4-SECOND LAYER OF INSIDE FACE

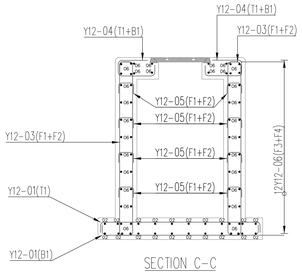

SECTION C-C
SCALE 1:25

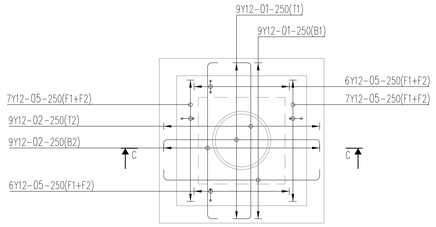

SUMP BASE REBAR PLAN VIEW
SCALE 1:25

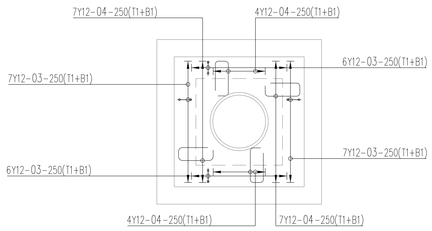

SUMP WALLS REBAR PLAN VIEW 1
SCALE 1:25

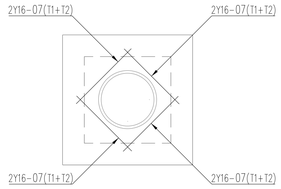

TRIMMER REBAR AT MANHOLE OPENINGS
PLAN VIEW 3
SCALE 1:25

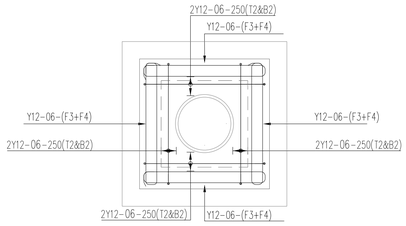

SUMP WALLS REBAR PLAN VIEW 2
SCALE 1:25

NOTE:

1. COVER TO REINFORCEMENT=50mm
2. REINFORCEMENT SHALL BE IN ACCORDANCE WITH SANS 920:2011.
3. REINFORCEMENT SHALL BE FABRICATED IN ACCORDANCE WITH SANS282:2011.
4. ALL STEEL REINFORCEMENT SHALL BE HOT ROLLED HIGH TENSILE DEFORMED BARS, MINIMUM YIELD STRENGTH OF OF 450MPa.
5. MINIMUM LAPPING OF REINFORCEMENT : 50 x BAR DIAMETER.

D.O.	REV	DATE	REVISION	REV BY	CHKD BY	APP BY	AUTH BY	KKS APP	REFERENCE DRAWINGS

AUTHORISED FOR ESKOM BY: Z. NKOSI Pr.Eng No. 20100467
CODIFICATION BY: N. LUTHULI
APPROVED BY: Q. CAI Pr.Eng No. 960388
CHECKED BY: S. GOVENDER
CREATED BY: W.KLINCK 01/02/2009
SCALE AS SHOWN

CLASSIFICATION
FIBS PATH

Eskom
ESKOM HOLDINGS SOC Ltd
REG No 2002/015527/30

KRIEL POWER STATION

REINFORCEMENT DRAWING
OIL CONTAINMENT WASTE STORAGE FACILITY
SLAB, SUMP, AND FOUNDATION REINFORCEMENT
LAYOUTS, PLANS AND SECTIONS

FOR TENDER PURPOSES ONLY

ESKOM DRAWING NO 28,45/ 60 935 | SHT 1 | REV 0 | SIZE A0L

DRAWING CLASSIFICATION: CONTROLLED DISCLOSURE