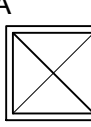

















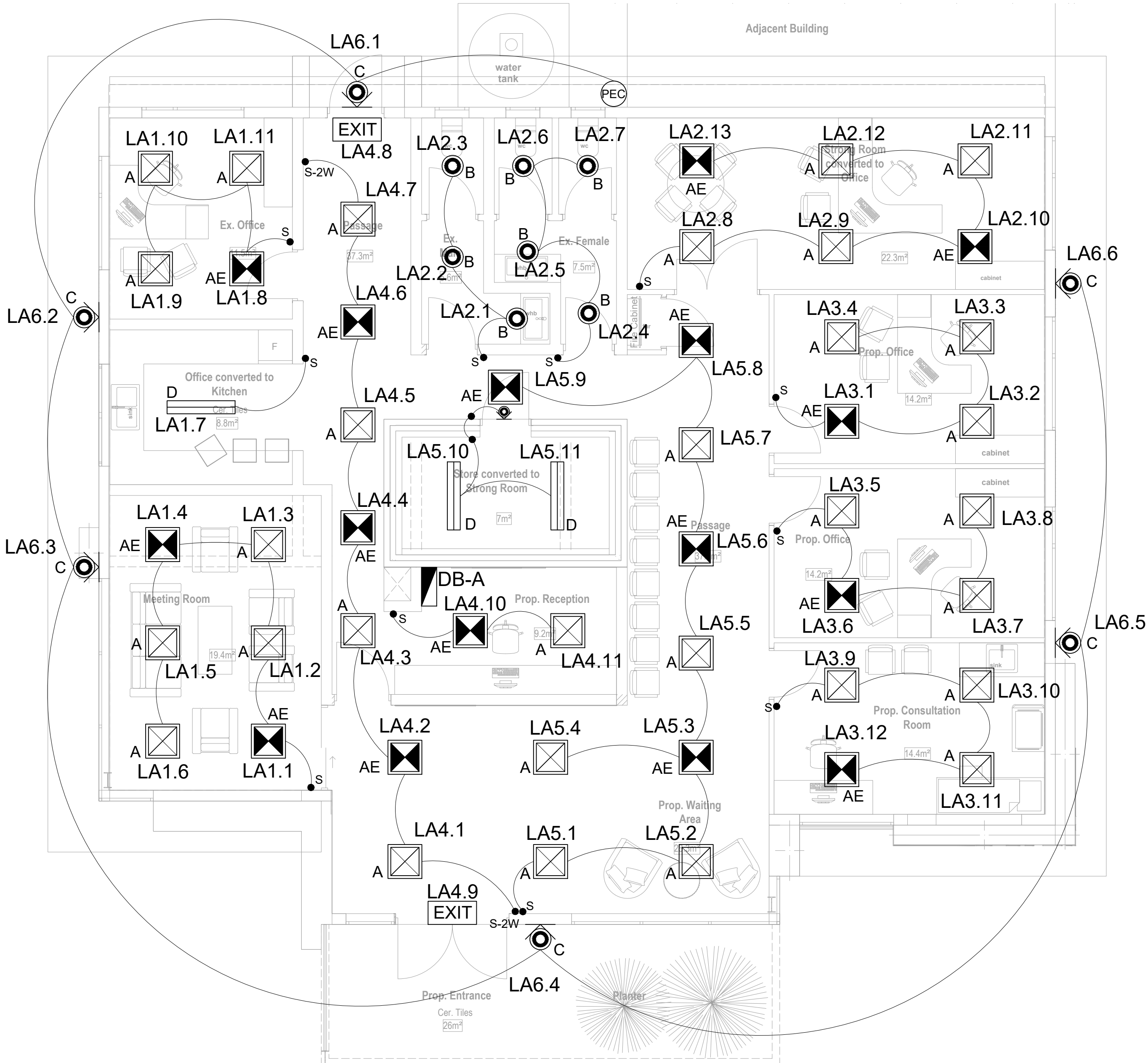




## ELECTRICAL LEGEND

	40W LED panel 600mm x 600mm luminaire. Recessed in ceiling
	40W LED panel 600mm x 600mm luminaire. Recessed in ceiling complete with emergency 1 hour battery backup
	18W LED bulkhead luminaire either ceiling or wall mounted. Internal use. IP20
	15W LED bulkhead luminaire either ceiling or wall mounted. IP65 Rated
	1500mm Surface mounted LED Speedbump light fitting
	LED Exit Luminaire - Wall mounted
	Photo Electric Cell
	1 Lever Light Switch
	2-Way Light Switch
	Electrical Distribution Board
	16A Duo Socket Outlet
	RJ45 Telephone Outlet
	RJ45 Data Outlet
	Single Phase Power Outlet
	2-Compartment 2 Cover Powerskirting
	Lightning Protection Down Conductor
	16A Dedicated Single Switched Socket Outlet (Red with shave earth pin)
	16A Single Switched Socket Outlet



COPYRIGHT AND RIGHT OF REPRODUCTION OF  
THIS DRAWING OR ANY PORTION THEREOF IS  
RESERVED BY THE ARCHITECTS

## GENERAL NOTES

1. The Contractor is responsible for the correct setting out of the buildings and all external and internal walls with particular reference to the building lines and levels.
2. The Contractor is to verify all levels, heights and dimensions on site and to check these against the drawing before putting any work in hand.
3. The Contractor is to locate and identify existing services on the site and to advise this office for all minor throatenments for workmanship and the contract.
4. The Contractor is referred to the Standard Guidelines for Quality Control in this office for all minor throatenments for workmanship and the materials. This document is to be used in conjunction with this drawing.
5. Any errors, discrepancies or omissions are to be reported to the Architect immediately.
6. The Contractor is to build in Approved D.P.C.'s, whether or not these are shown on drawings, to all external walls of each floor, beam or parapet level and to all windows, doors, grilles or other opening in walls.
7. Any queries arising from all the above must be reported to the Architects for clarification before any work is put in hand.
8. The Contractor is to submit drawings for approval only when the

## REVISIONS

[illegible]

**CLIENT**



PRINCIPAL AGENT



ARCHITECT



PROJECT DESCRIPTION

**RAY NKONYENI MUNICIPALITY  
WELLNESS CENTRE**

PROJECT LOCATION  
**82 SHEPSTONE ROAD, MARGATE,  
ERF 782**

#### DRAWING DESCRIPTION

## ELECTRICAL LIGHTING LAYOUT

SCALE <b>1:100</b>	SHEET SIZE <b>A1</b>	DATE <b>17-10-2022</b>
DRAWN BY <b>Y.N.</b>	CHECKED BY <b>G.M</b>	SIGNED:

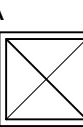

















### DRAWING STATUS

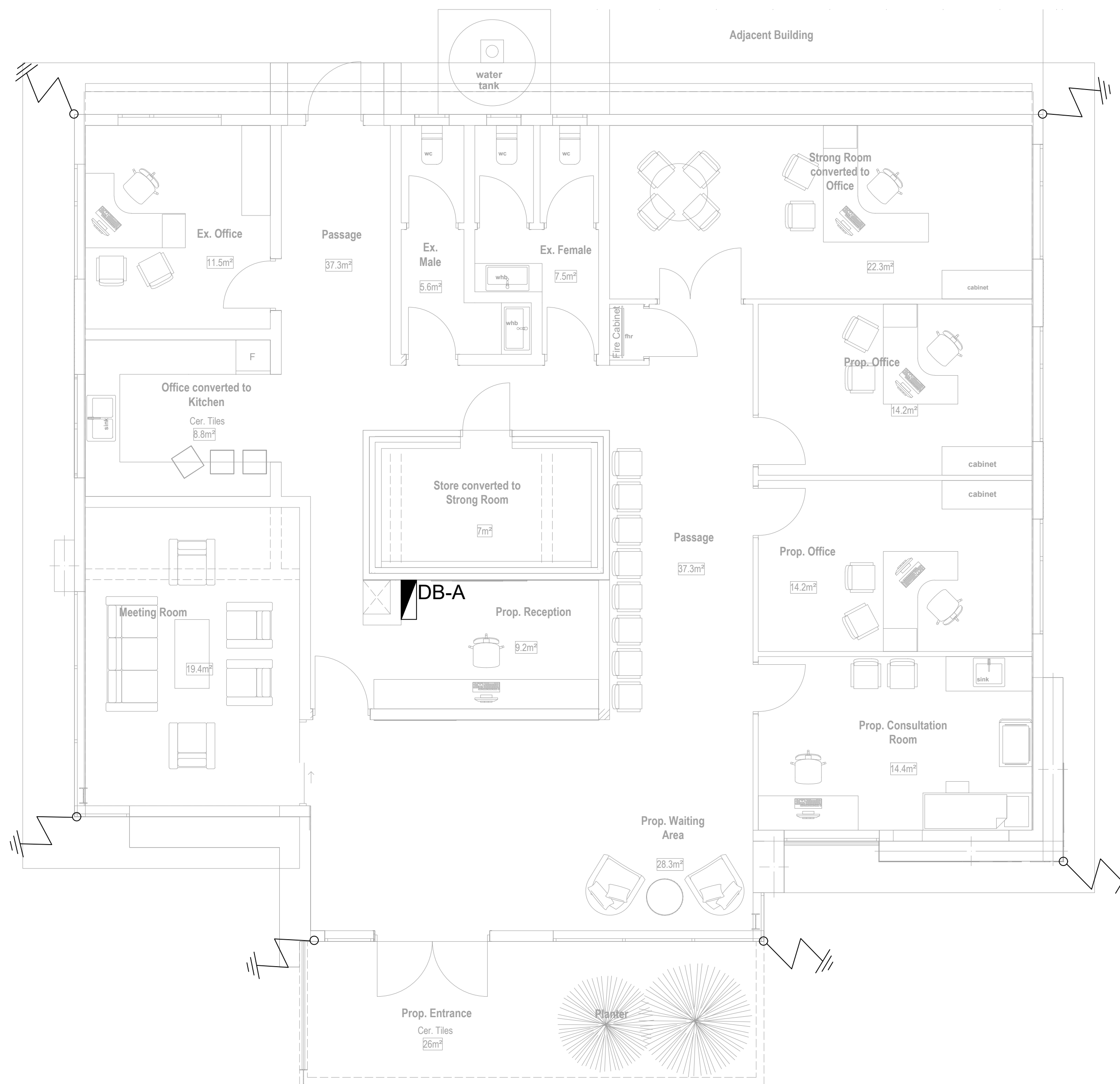
PRELIM.	MUNICIPAL	TENDER	CONSTR.
---------	-----------	--------	---------

PROJECT No.  
**AKX 202**

DRAWING NUMBER  
**GMP120/2022-EL01**

## ELECTRICAL LEGEND

	40W LED panel 600mm x 600mm luminaire. Recessed in ceiling
	40W LED panel 600mm x 600mm luminaire. Recessed in ceiling complete with emergency 1 hour battery backup
	18W LED bulkhead luminaire either ceiling or wall mounted. Internal use. IP20
	15W LED bulkhead luminaire either ceiling or wall mounted. IP65 Rated
	1500mm Surface mounted LED Speedbump light fitting
	LED Exit Luminaire - Wall mounted
	Photo Electric Cell
	1 Lever Light Switch
	2-Way Light Switch
	Electrical Distribution Board
	16A Duo Socket Outlet
	RJ45 Telephone Outlet
	RJ45 Data Outlet
	Single Phase Power Outlet
	2-Compartment 2 Cover Powerskirting
	Lightning Protection Down Conductor
	16A Dedicated Single Switched Socket Outlet (Red with shave earth pin)
	16A Single Switched Socket Outlet



COPYRIGHT AND RIGHT OF REPRODUCTION OF  
THIS DRAWING OR ANY PORTION THEREOF IS  
RESERVED BY THE ARCHITECTS

## GENERAL NOTES

1. The Contractor is responsible for the correct setting out of the buildings and all external and internal walls with particular reference to the building line, building line and building line.
2. The Contractor is to verify all levels, heights and dimensions on site and to check these against the drawing before putting any work in hand.
3. The Contractor is to locate and identify existing services on the site and protect these from damage throughout the duration of the contract.
4. The Contractor is referred to the Standard Guidelines for Quality Control and the office for the correct use of the quality control and materials. This document is to be used in conjunction with this contract.
5. Any errors, discrepancies or omissions are to be reported to the Architect immediately.
6. The Contractor is to be in Approved D.P.C., whether or not these are shown on drawings, to all external walls of each floor, beam or parapet level and to all windows, doors, gables or other opening in walls.
7. Any queries arising from all of the above must be reported to the Architect for clarification.
8. Do not scale this drawing: refer to figured dimensions only.

## REVISIONS

[illegible]

**CLIENT:**



PRINCIPAL AGENT:



ARCHITECT:



PROJECT DESCRIPTION	
---------------------	--

**RAY NKONYENI MUNICIPALITY  
WELLNESS CENTRE**

PROJECT LOCATION  
**82 SHEPSTONE ROAD, MARGATE,  
ERF 782**

### DRAWING DESCRIPTION

## ELECTRICAL LIGHTNING PROTECTION LAYOUT

SCALE <b>1:100</b>	SHEET SIZE <b>A1</b>	DATE <b>17-10-2022</b>
DRAWN BY <b>Y.N.</b>	CHECKED BY <b>G.M</b>	SIGNED: _____



















DRAWING STATUS	
1	2
3	4
5	6
7	8
9	10
11	12
13	14
15	16
17	18
19	20
21	22
23	24
25	26
27	28
29	30
31	32
33	34
35	36
37	38
39	40
41	42
43	44
45	46
47	48
49	50
51	52
53	54
55	56
57	58
59	60
61	62
63	64
65	66
67	68
69	70
71	72
73	74
75	76
77	78
79	80
81	82
83	84
85	86
87	88
89	90
91	92
93	94
95	96
97	98
99	100

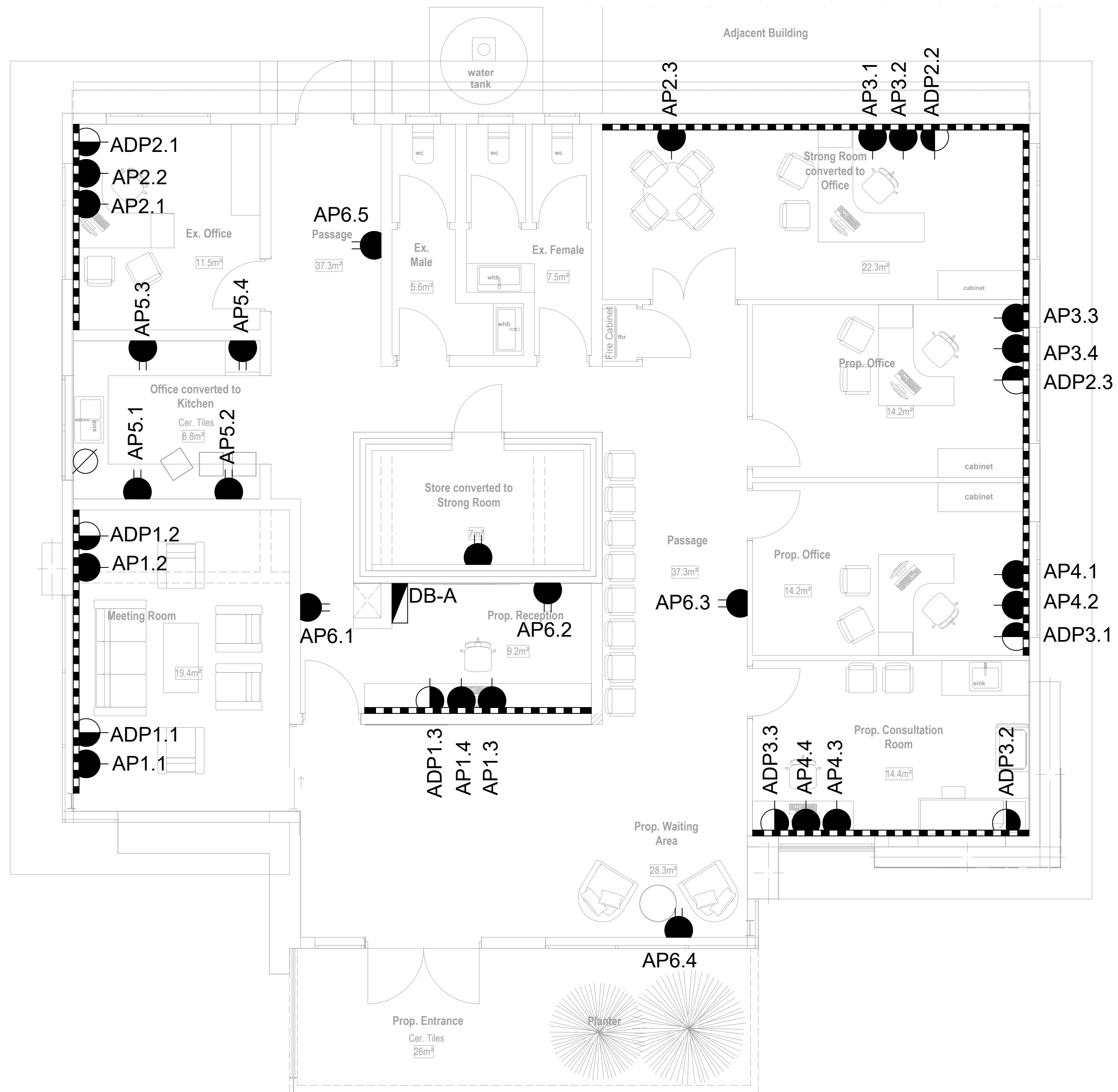
PRELIM.	MUNICIPAL	<b>TENDER</b>	CONSTR.
---------	-----------	---------------	---------

PROJECT No. <b>AKX_2022</b>	REVISION <b>0</b>
DRAWING NUMBER <b>GMP120/2022-ELP01</b>	



## ELECTRICAL LEGEND

	40W LED panel 600mm x 600mm luminaire. Recessed in ceiling
	40W LED panel 600mm x 600mm luminaire. Recessed in ceiling complete with emergency 1 hour battery backup
	18W LED bulkhead luminaire either ceiling or wall mounted. Internal use. IP20
	15W LED bulkhead luminaire either ceiling or wall mounted. IP65 Rated
	1500mm Surface mounted LED Speedbump light fitting
	LED Exit Luminaire - Wall mounted
	Photo Electric Cell
	1 Lever Light Switch
	2-Way Light Switch
	Electrical Distribution Board
	16A Duo Socket Outlet
	RJ45 Telephone Outlet
	RJ45 Data Outlet
	Single Phase Power Outlet
	2-Compartment 2 Cover Powerskirting
	Lightning Protection Down Conductor
	16A Dedicated Single Switched Socket Outlet (Red with shave earth pin)
	16A Single Switched Socket Outlet



COPYRIGHT AND RIGHT OF REPRODUCTION OF  
THIS DRAWING OR ANY PORTION THEREOF IS  
RESERVED BY THE ARCHITECTS

## GENERAL NOTES

1. The Contractor is responsible for the correct setting out of the buildings and all external and internal walls with particular reference to the building lines. The building lines are shown on the drawings. The Contractor is to verify all levels, heights and dimensions on site and to check these against the drawings before starting any work in hand.
2. The Contractor is to locate and identify existing services on the site and to ensure these do not conflict with the proposed work of the contract.
3. The Contractor is to refer to the Standard Guidelines for Quality Control issued by this office for all minimum requirements for workmanship and materials. This document is to be used in conjunction with this drawing.
4. Any errors, discrepancies or omissions are to be reported to the drafter immediately.
5. Contractor is to build in Approved D.P.C.'s, whether or not these are shown on drawings, to all external walls at each floor, beam or roof level and to all internal walls at each floor level, including opening in external walls. Cavity walls to have stepped D.P.C.'s.
6. Any queries arising from the above must be reported to the Architect for clarification. No work is to be done until the drawing is signed.
7. Do not scale this drawing; refer to figure dimensions only.

## REVISIONS

[illegible]

**CLIENT:**



PRINCIPAL AGENT:



ARCHITECT:



PROJECT DESCRIPTION

**RAY NKONYENI MUNICIPALITY  
WELLNESS CENTRE**

PROJECT LOCATION  
**82 SHEPSTONE ROAD, MARGATE,  
ERF 782**

### DRAWING DESCRIPTION

## ELECTRICAL POWER LAYOUT

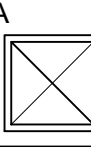





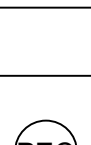


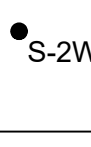








SCALE <b>1:100</b>	SHEET SIZE <b>A1</b>	DATE <b>17-10-2022</b>
DRAWN BY <b>Y.N.</b>	CHECKED BY <b>G.M</b>	SIGNED: _____

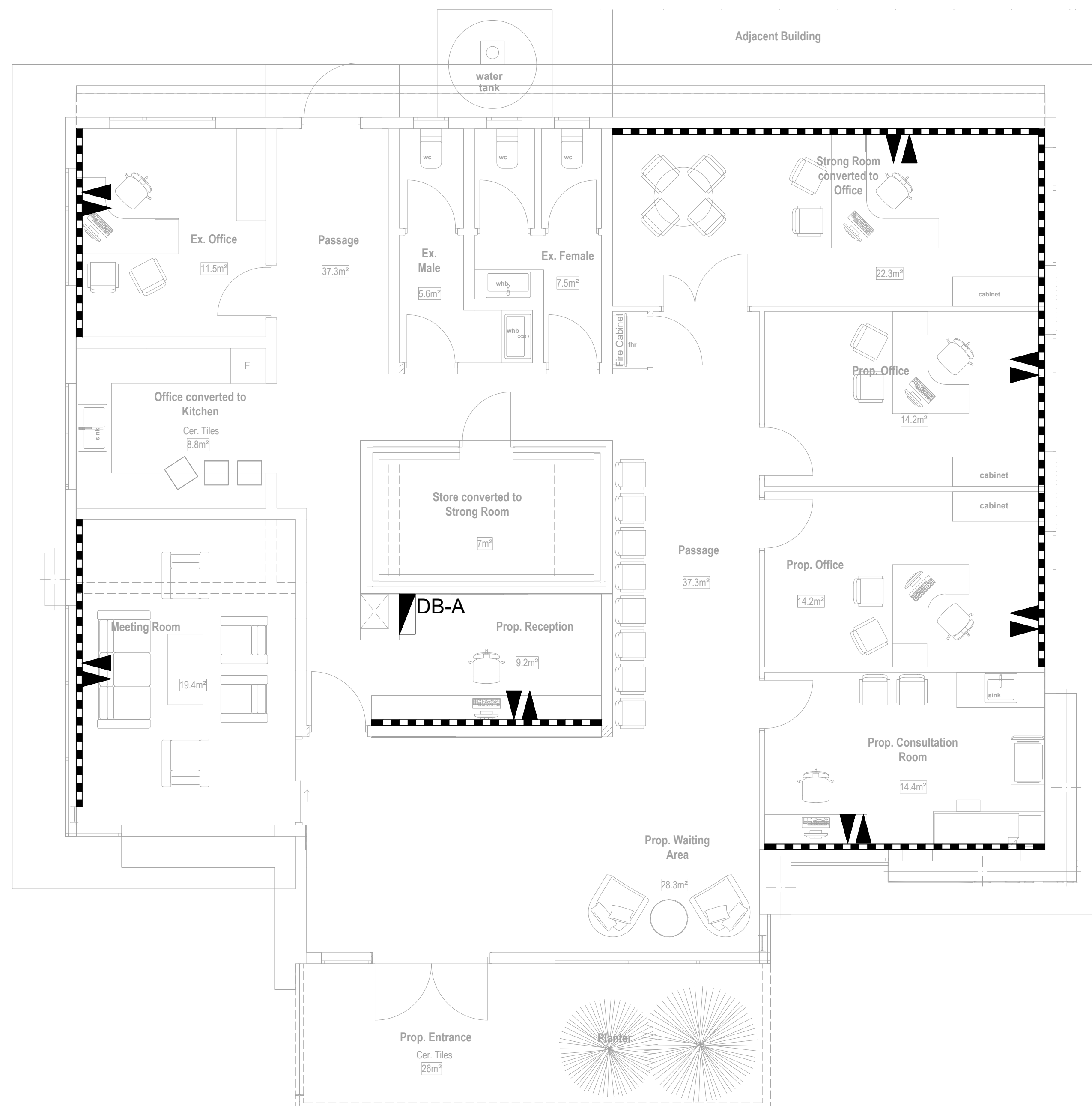
DRAWING STATUS	
1	1
2	2
3	3
4	4
5	5
6	6
7	7
8	8
9	9
10	10
11	11
12	12
13	13
14	14
15	15
16	16
17	17
18	18
19	19
20	20
21	21
22	22
23	23
24	24
25	25
26	26
27	27
28	28
29	29
30	30
31	31
32	32
33	33
34	34
35	35
36	36
37	37
38	38
39	39
40	40
41	41
42	42
43	43
44	44
45	45
46	46
47	47
48	48
49	49
50	50
51	51
52	52
53	53
54	54
55	55
56	56
57	57
58	58
59	59
60	60
61	61
62	62
63	63
64	64
65	65
66	66
67	67
68	68
69	69
70	70
71	71
72	72
73	73
74	74
75	75
76	76
77	77
78	78
79	79
80	80
81	81
82	82
83	83
84	84
85	85
86	86
87	87
88	88
89	89
90	90
91	91
92	92
93	93
94	94
95	95
96	96
97	97
98	98
99	99
100	100

PRELIM.	MUNICIPAL	<b>TENDER</b>	CONSTR.
---------	-----------	---------------	---------

PROJECT No.	AKX_2022	REVISION	0
DRAWING NUMBER			
GMP120/2022-EP01			

## ELECTRICAL LEGEND

	40W LED panel 600mm x 600mm luminaire. Recessed in ceiling
	40W LED panel 600mm x 600mm luminaire. Recessed in ceiling complete with emergency 1 hour battery backup
	18W LED bulkhead luminaire either ceiling or wall mounted. Internal use. IP20
	15W LED bulkhead luminaire either ceiling or wall mounted. IP65 Rated
	1500mm Surface mounted LED Speedbump light fitting
	LED Exit Luminaire - Wall mounted
	Photo Electric Cell
	1 Lever Light Switch
	2-Way Light Switch
	Electrical Distribution Board
	16A Duo Socket Outlet
	RJ45 Telephone Outlet
	RJ45 Data Outlet
	Single Phase Power Outlet
	2-Compartment 2 Cover Powerskirting
	Lightning Protection Down Conductor
	16A Dedicated Single Switched Socket Outlet (Red with shave earth pin)
	16A Single Switched Socket Outlet



COPYRIGHT AND RIGHT OF REPRODUCTION OF  
THIS DRAWING OR ANY PORTION THEREOF IS  
RESERVED BY THE ARCHITECTS

## GENERAL NOTES

1. The Contractor is responsible for the correct setting out of the buildings and all external and internal walls with particular reference to foundations, building lines and levels.
2. The Contractor is to verify all levels, heights and dimensions on site and to check these against the drawing before putting any work in hand.
3. The Contractor is to locate and identify existing services on the site and to ensure that these are protected for all miline through out the working contract.
4. The Contractor is referred to the Standard Guidelines for Quality Control and Assurance for all work. This document is to be used in conjunction with this contract.
5. Any errors, discrepancies or omissions are to be reported to the Architect immediately.
6. The Contractor is to build in Approved D.M.C.s, whether or not these are shown on drawings, to all external walls of each floor, beam, porch or external wall and to all windows, door and ceiling linings, opening in external walls. Only walls with no stepped D.M.C.s.
7. Any queries arising from all the above must be reported to the Architect for clarification before any work is carried out.
8. Do not scale this drawing; refer to approved dimensions only.

## REVISIONS

[illegible]

**CLIENT:**



PRINCIPAL AGENT:



ARCHITECT:



PROJECT DESCRIPTION

**RAY NKONYENI MUNICIPALITY  
WELLNESS CENTRE**

PROJECT LOCATION  
82 SHEPSTONE ROAD, MARGATE,  
ERF 782

DRAWING DESCRIPTION	
1	1.00
2	2.00
3	3.00
4	4.00
5	5.00
6	6.00
7	7.00
8	8.00
9	9.00
10	10.00
11	11.00
12	12.00
13	13.00
14	14.00
15	15.00
16	16.00
17	17.00
18	18.00
19	19.00
20	20.00
21	21.00
22	22.00
23	23.00
24	24.00
25	25.00
26	26.00
27	27.00
28	28.00
29	29.00
30	30.00
31	31.00
32	32.00
33	33.00
34	34.00
35	35.00
36	36.00
37	37.00
38	38.00
39	39.00
40	40.00
41	41.00
42	42.00
43	43.00
44	44.00
45	45.00
46	46.00
47	47.00
48	48.00
49	49.00
50	50.00
51	51.00
52	52.00
53	53.00
54	54.00
55	55.00
56	56.00
57	57.00
58	58.00
59	59.00
60	60.00
61	61.00
62	62.00
63	63.00
64	64.00
65	65.00
66	66.00
67	67.00
68	68.00
69	69.00
70	70.00
71	71.00
72	72.00
73	73.00
74	74.00
75	75.00
76	76.00
77	77.00
78	78.00
79	79.00
80	80.00
81	81.00
82	82.00
83	83.00
84	84.00
85	85.00
86	86.00
87	87.00
88	88.00
89	89.00
90	90.00
91	91.00
92	92.00
93	93.00
94	94.00
95	95.00
96	96.00
97	97.00
98	98.00
99	99.00
100	100.00

## ELECTRICAL TELEPHONE & DATA LAYOUT

SCALE <b>1:100</b>	SHEET SIZE <b>A1</b>	DATE <b>17-10-2022</b>
-----------------------	-------------------------	---------------------------

DRAWN BY <b>Y.N.</b>	CHECKED BY <b>G.M</b>	SIGNED: _____
-------------------------	--------------------------	------------------

DRAWING STATUS			
PRELIM.	MUNICIPAL	TENDER	CONSTR.

PROJECT No.	REVISION
<b>AKX 2022</b>	<b>0</b>

DRAWING NUMBER  
**GMP120/2022-EDT01**