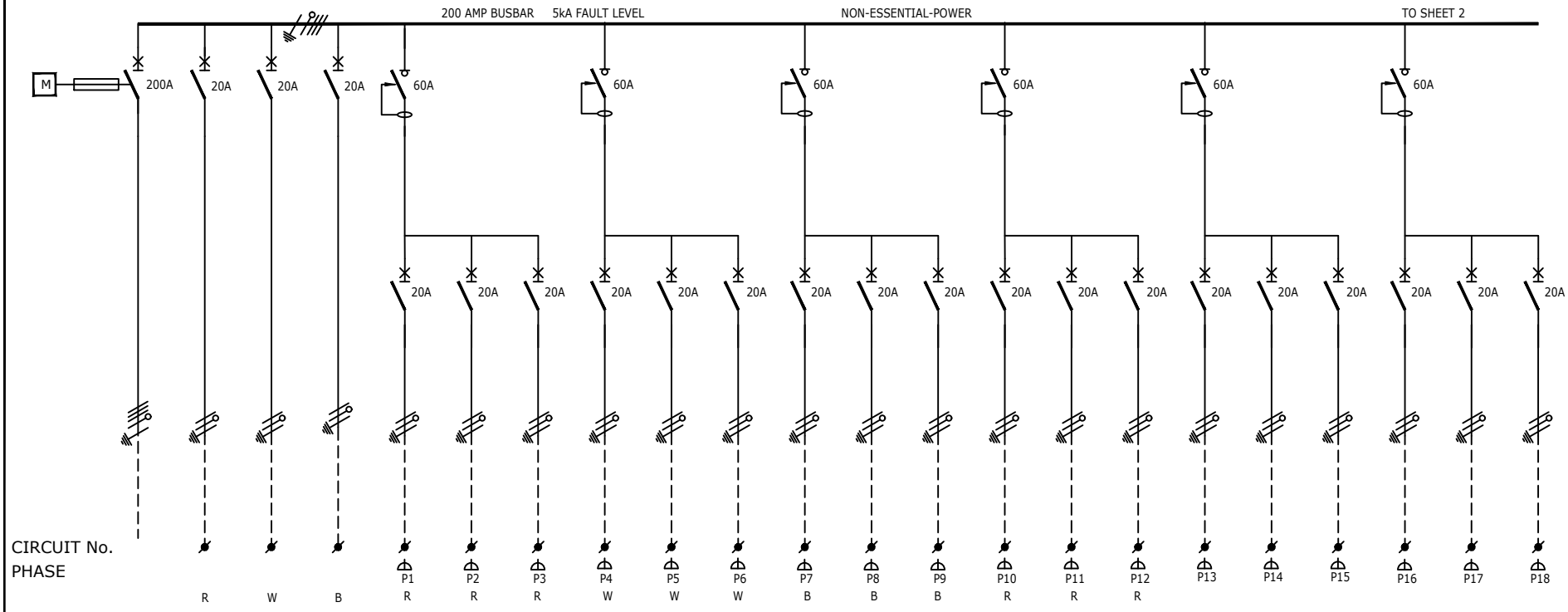

NOTES

1) DROPPERS/TAILS TO BE RATED FOR FULL i^2t LET THROUGH.
2) HARNESSED WIRING TO BE DERATED.
3) TUFFNOL BRACES ARE NOT TO BE USED ABOVE 10kA.
4) COPPER BUSBARS TO BE CONTINUOUS RATED.
5) ALL OUTGOING CIRCUIT BREAKERS TO BE FITTED WITH COPPER TAILS TO FACILITATE CABLE TERMINATIONS IN THE CABLE CHAMBER AND NOT ON THE CIRCUIT BREAKER.
6) COPPER TAILS FROM DROPPER BUSBAR AND OUTGOING COPPER TAILS TO BE ADEQUATELY BRACED FOR FAULT LEVEL AND SHROUDED WITH HEAT SHRINK.
7) ALL CIRCUIT BREAKERS TO BE FITTED WITH TERMINAL SHIELD ON LIVE AND LOAD SIDES.
8) ENCLOSURE TO BE IP54.
9) PHASING RWB, TOP TO BOTTOM, LEFT TO RIGHT, BACK TO FRONT.
10) INTERNAL TEMP TO BE LIMITED TO 5° ABOVE AMBIANT, MAX 40°C.
11) ALL CIRCUITS TO BE LABELED.
12) 25% SPARE SPACE. SPARE SPACES ARE TO BE FITTED WITH COPPER BUSBAR TAILS CONNECTED TO DROPPER BUSBARS TO ALLOW INSTALLATIONOF CIRCUIT BREAKERS WITH A MINIMAL SHUTDOWN PERIOD.
13)

PANEL: RED	-ESSENTIAL
BLUE	-UPS
INCOMING CABLE	-CABLES/ TOP
OUTGOING CIRCUITS	-CABLES / TOP
COLOUR	-WHITE
MOUNTING	-FLOOR STANDING
ACCESS	-FRONT / REAR
PROTECTIVE DEVICES	-SCHNEIDER
ACB's (1250A-4000A)	-MASTERPACT NW
MCCB'S(800A - 1000A)	-COMPACT NS
MCCB'S(60A-630A)	-EASYPACT CSV
MCB's	-MULTI 9, TYPE 2
CONTACTORS	-AC3 HEAVY DUTY
METERS	-SCHNEIDER PM3255

DESIGNATION	INCOMER	SPARE	SPARE	SPARE	SWITCHED SOCKET OUTLET	SWITCHED SOCKET OUTLET	SWITCHED SOCKET OUTLET	SWITCHED SOCKET OUTLET	SWITCHED SOCKET OUTLET	SWITCHED SOCKET OUTLET	SWITCHED SOCKET OUTLET	SWITCHED SOCKET OUTLET	SWITCHED SOCKET OUTLET	SWITCHED SOCKET OUTLET	SWITCHED SOCKET OUTLET	SWITCHED SOCKET OUTLET	SWITCHED SOCKET OUTLET	SWITCHED SOCKET OUTLET	SWITCHED SOCKET OUTLET	SWITCHED SOCKET OUTLET	SWITCHED SOCKET OUTLET
WIRING					3x4mm² Cu PVC INSULATED WIRE	3x4mm² Cu PVC INSULATED WIRE	3x4mm² Cu PVC INSULATED WIRE	3x4mm² Cu PVC INSULATED WIRE	3x4mm² Cu PVC INSULATED WIRE	3x4mm² Cu PVC INSULATED WIRE	3x4mm² Cu PVC INSULATED WIRE	3x4mm² Cu PVC INSULATED WIRE	3x4mm² Cu PVC INSULATED WIRE	3x4mm² Cu PVC INSULATED WIRE	3x4mm² Cu PVC INSULATED WIRE	3x4mm² Cu PVC INSULATED WIRE	3x4mm² Cu PVC INSULATED WIRE	3x4mm² Cu PVC INSULATED WIRE	3x4mm² Cu PVC INSULATED WIRE	3x4mm² Cu PVC INSULATED WIRE	3x4mm² Cu PVC INSULATED WIRE
LOAD (AMPS)																				
No. OF POINTS		X	X	X	2A	2A	4A	4A	4A	7A	1A	2A	7A	1A	1A	2A	X	X	X	X	X	X
CABLE No.		X	X	X	1	1	3	3	3	5	3	1	3	5	2	1	X	X	X	X	X	X

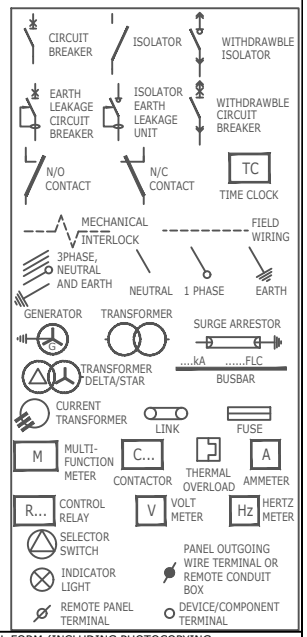

REV	DESCRIPTION	BY	DATE	CHKD.
0	Original issue	NG	9/05/24	MH

NOT WITHSTANDING ANYTHING TO THE CONTRARY, ALL RIGHTS RESERVED. NO PART OF THIS DRAWING MAY BE REPRODUCED IN ANY MATERIAL FORM (INCLUDING PHOTOCOPYING OR STORING IN ANY MEDIUM OR BY ELECTRONIC MEANS WHETHER OR NOT TRANSIENTLY OR INCIDENTLY TO SOME OTHER USE OF THIS DRAWING) AND ALSO, THIS DRAWING MAY NOT BE USED FOR ANY PURPOSE OR REASON OTHER THAN FOR WHICH IT WAS ORIGINALLY ISSUED, WITHOUT THE WRITTEN PERMISSION OF RCE CONSULTING ENGINEERS.

ENGINEER	DRAWN	DATE:	SCALE:	CHKD.
S.Nzama	NG	May '24	n.t.s	
			PAPER SIZE: A3	

DRAWING No.	SHEET:	REV.
23029_402_0	1 of 9	0

Lyr: 0:1:A3

TITLE
Ikageng Police Station

DRAWING TITLE:
DB-B/DB-B-E/DB-B-UPS
Ground Floor
Single Line Diagram

IBUYA Consulting Engineers
"POWERING DEVELOPMENT"

BLOCK D
ESSEX PARK
46 ESSEX TERRACE
WESTVILLE
P.O. BOX 1692
WANDSBECK 3631

TEL: +27 (031) 2667332
FAX: +27 (031) 2667340
E-mail: ibuya@ibuya.co.za

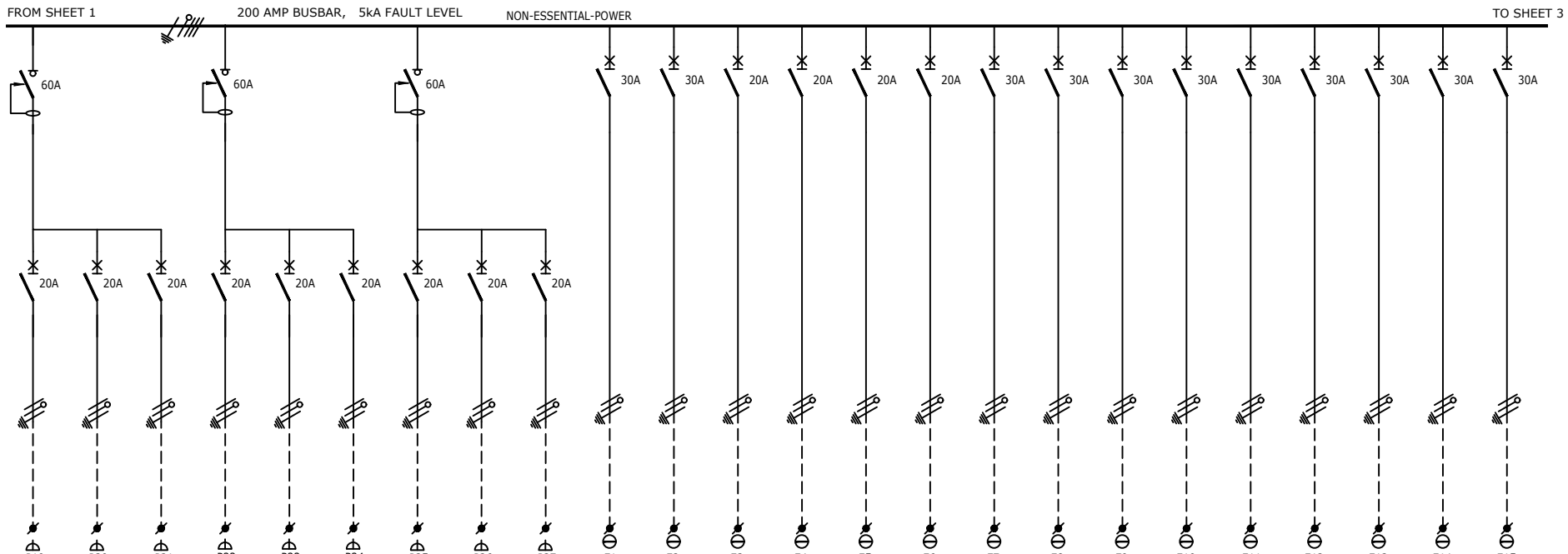

CIRCUIT No.	P19	P20	P21	P22	P23	P24	P25	P26	P27	E1	E2	E3	E4	E5	E6	E7	E8	E9	E10	E11	E12	E13	E14	E15
PHASE	R	R	R	W	W	W	B	B	B	R	W	B	R	W	B	R	W	B	R	W	B	R	W	B
DESIGNATION	SPARE	SPARE	SPARE	SPARE	SPARE	SPARE	SPARE	SPARE	SPARE	ISOLATOR	ISOLATOR	ISOLATOR	ISOLATOR	ISOLATOR	ISOLATOR	ISOLATOR	ISOLATOR	ISOLATOR	ISOLATOR	ISOLATOR	ISOLATOR	ISOLATOR	ISOLATOR	ISOLATOR
WIRING										3x4mm² Cu PVC INSULATED WIRE	3x4mm² Cu PVC INSULATED WIRE	3x4mm² Cu PVC INSULATED WIRE	3x4mm² Cu PVC INSULATED WIRE	3x4mm² Cu PVC INSULATED WIRE	3x4mm² Cu PVC INSULATED WIRE	3x4mm² Cu PVC INSULATED WIRE	3x4mm² Cu PVC INSULATED WIRE	3x4mm² Cu PVC INSULATED WIRE	3x4mm² Cu PVC INSULATED WIRE	3x4mm² Cu PVC INSULATED WIRE	3x4mm² Cu PVC INSULATED WIRE	3x4mm² Cu PVC INSULATED WIRE	3x4mm² Cu PVC INSULATED WIRE	3x4mm² Cu PVC INSULATED WIRE
LOAD (AMPS)	?	?	?	?	?	?	?	?	?	1A	8A	11A	5A	21A	16A	9A	X	X	X	X	X	X	X	X
No. OF POINTS	?	?	?	?	?	?	?	?	?	1	1	1	1	3	2	2	X	X	X	X	X	X	X	X
CABLE No.																								

REV	DESCRIPTION	BY	DATE	CHKD.
0	Original issue	NG	9/05/24	MH

NOT WITHSTANDING ANYTHING TO THE CONTRARY, ALL RIGHTS RESERVED. NO PART OF THIS DRAWING MAY BE REPRODUCED IN ANY MATERIAL FORM (INCLUDING PHOTOCOPYING OR STORING IN ANY MEDIUM OR BY ELECTRONIC MEANS WHETHER OR NOT TRANSIENTLY OR INCIDENTLY TO SOME OTHER USE OF THIS DRAWING) AND ALSO, THIS DRAWING MAY NOT BE USED FOR ANY PURPOSE OR REASON OTHER THAN FOR WHICH IT WAS ORIGINALLY ISSUED, WITHOUT THE WRITTEN PERMISSION OF RCE CONSULTING ENGINEERS.

ENGINEER	DRAWN	DATE:	SCALE:	CHKD.
S.Nzama	NG	May '24	n.t.s	
			PAPER SIZE: A3	

DRAWING No.	SHEET:	REV.
23029_402_0	2 of 9	0

Lyr: 0:1:A3

TITLE
Ikageng Police Station

DRAWING TITLE:
DB-B/DB-B-E/DB-B-UPS
Ground Floor
Single Line Diagram

IBUYA Consulting Engineers
"POWERING DEVELOPMENT"
BLOCK D
ESSEX PARK
46 ESSEX TERRACE
WESTVILLE
P.O. BOX 1692
WANDSBECK 3631
TEL: +27 (031) 2667332
FAX: +27 (031) 2667340
E-mail: ibuya@ibuya.co.za

FROM SHEET 2 — 200 AMP BUSBAR, 5kA FAULT LEVEL — NON-ESSENTIAL-POWER — TO SHEET 4

	30A	30A	30A	30A	30A	30A	30A	30A	30A	30A	30A	30A	30A	30A	30A	30A	30A	30A	30A	30A	30A	30A	30A	30A	**30A**	**30A**
CIRCUIT No.	E16	E17	E18	E19	E20	E21	E22	E23	E24	E25	E26	E27	E28	E29	E30	E31	E32	E33	E34	E35	E36	E37	E38	E39	**E40**
PHASE	R	R	R	R	R	R	R	R	R	R	R	R	R	R	R	R	R	R	R	R	R	R	R	**R**	**R**
DESIGNATION	ISOLATOR	ISOLATOR	ISOLATOR	ISOLATOR	ISOLATOR	ISOLATOR	ISOLATOR	ISOLATOR	ISOLATOR	ISOLATOR	ISOLATOR	ISOLATOR	ISOLATOR	ISOLATOR	ISOLATOR	ISOLATOR	ISOLATOR	ISOLATOR	ISOLATOR	ISOLATOR	ISOLATOR	ISOLATOR	ISOLATOR	**ISOLATOR**	**ISOLATOR**
WIRING	4mm² Cu PVC INSULATED WIRE	4mm² Cu PVC INSULATED WIRE	4mm² Cu PVC INSULATED WIRE	4mm² Cu PVC INSULATED WIRE	4mm² Cu PVC INSULATED WIRE	4mm² Cu PVC INSULATED WIRE	4mm² Cu PVC INSULATED WIRE	4mm² Cu PVC INSULATED WIRE	4mm² Cu PVC INSULATED WIRE	4mm² Cu PVC INSULATED WIRE	4mm² Cu PVC INSULATED WIRE	4mm² Cu PVC INSULATED WIRE	4mm² Cu PVC INSULATED WIRE	4mm² Cu PVC INSULATED WIRE	4mm² Cu PVC INSULATED WIRE	4mm² Cu PVC INSULATED WIRE	4mm² Cu PVC INSULATED WIRE	4mm² Cu PVC INSULATED WIRE	4mm² Cu PVC INSULATED WIRE	4mm² Cu PVC INSULATED WIRE	4mm² Cu PVC INSULATED WIRE	4mm² Cu PVC INSULATED WIRE	4mm² Cu PVC INSULATED WIRE	**4mm² Cu PVC INSULATED WIRE**	**4mm² Cu PVC INSULATED WIRE**
LOAD (AMPS)	?	?	?	?	?	?	?	?	?	?	?	?	?	?	?	?	?	?	?	?	?	?	?	**?**	**?**
No. OF POINTS	?	?	?	?	?	?	?	?	?	?	?	?	?	?	?	?	?	?	?	?	?	?	?	**?**	**?**
CABLE No.																									

REV	DESCRIPTION	BY	DATE	CHKD.
0	Original issue	NG	9/05/24	MH

NOT WITHSTANDING ANYTHING TO THE CONTRARY, ALL RIGHTS RESERVED. NO PART OF THIS DRAWING MAY BE REPRODUCED IN ANY MATERIAL FORM (INCLUDING PHOTOCOPYING OR STORING IN ANY MEDIUM OR BY ELECTRONIC MEANS WHETHER OR NOT TRANSIENTLY OR INCIDENTLY TO SOME OTHER USE OF THIS DRAWING) AND ALSO, THIS DRAWING MAY NOT BE USED FOR ANY PURPOSE OR REASON OTHER THAN FOR WHICH IT WAS ORIGINALLY ISSUED, WITHOUT THE WRITTEN PERMISSION OF RCE CONSULTING ENGINEERS.

ENGINEER	DRAWN	DATE:	SCALE:	CHKD.
S.Nzama	NG	May '24	n.t.s	
			PAPER SIZE: A3	

DRAWING No.	SHEET:	REV.
23029_402_0	3 of 9	0

Lyr: 0:1:A3

TITLE: Ikageng Police Station

DRAWING TITLE: DB-B/DB-B-E/DB-B-UPS
Ground Floor
Single Line Diagram

IBUYA Consulting Engineers
"POWERING DEVELOPMENT"

BLOCK D
ESSEX PARK
46 ESSEX TERRACE
WESTVILLE
P.O. BOX 1692
WANDSBECK 3631

TEL: +27 (031) 2667332
FAX: +27 (031) 2667340
E-mail: ibuya@ibuya.co.za

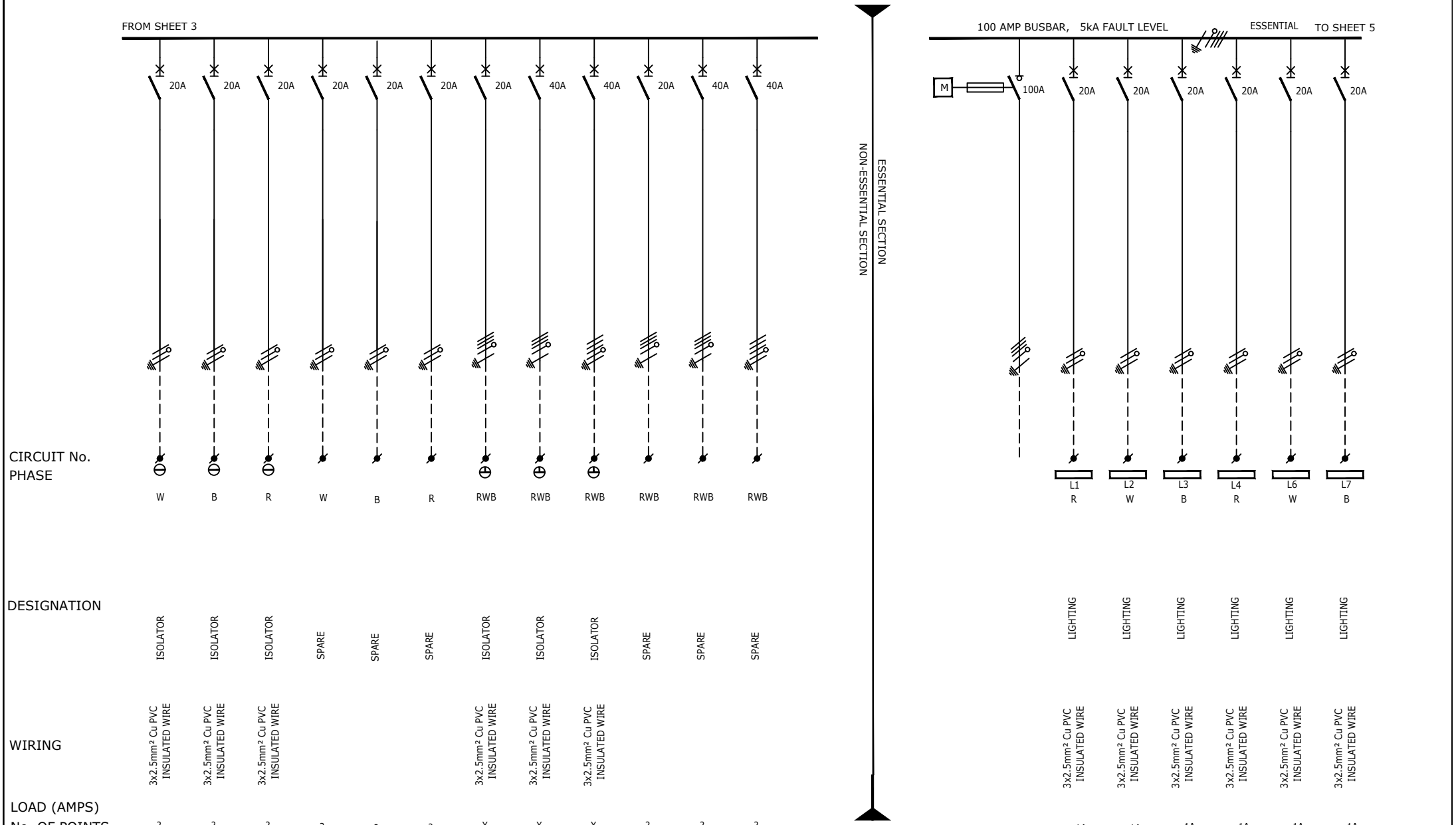

REV	DESCRIPTION	BY	DATE	CHKD.
0	Original issue	NG	9/05/24	MH

NOT WITHSTANDING ANYTHING TO THE CONTRARY, ALL RIGHTS RESERVED. NO PART OF THIS DRAWING MAY BE REPRODUCED IN ANY MATERIAL FORM (INCLUDING PHOTOCOPYING OR STORING IN ANY MEDIUM OR BY ELECTRONIC MEANS WHETHER OR NOT TRANSIENTLY OR INCIDENTLY TO SOME OTHER USE OF THIS DRAWING) AND ALSO, THIS DRAWING MAY NOT BE USED FOR ANY PURPOSE OR REASON OTHER THAN FOR WHICH IT WAS ORIGINALLY ISSUED, WITHOUT THE WRITTEN PERMISSION OF RCE CONSULTING ENGINEERS.

ENGINEER	DRAWN	DATE:	SCALE:	CHKD.
S.Nzama	NG	May '24	n.t.s	
			PAPER SIZE: A3	

DRAWING No.	SHEET:	REV.
23029_402_0	4 of 9	0

Lyr: 0:1:A3

TITLE
Ikageng Police Station

DRAWING TITLE:
DB-B/DB-B-E/DB-B-UPS
Ground Floor
Single Line Diagram

IBUYA Consulting Engineers
"POWERING DEVELOPMENT"
BLOCK D
ESSEX PARK
46 ESSEX TERRACE
WESTVILLE
P.O. BOX 1692
WANDSBECK 3631
TEL: +27 (031) 2667332
FAX: +27 (031) 2667340
E-mail: ibuya@ibuya.co.za

1	2	3	4	5	6	7	8

FROM SHEET 4 — 100 AMP BUSBAR, 5kA FAULT LEVEL — ESSENTIAL — TO SHEET 6

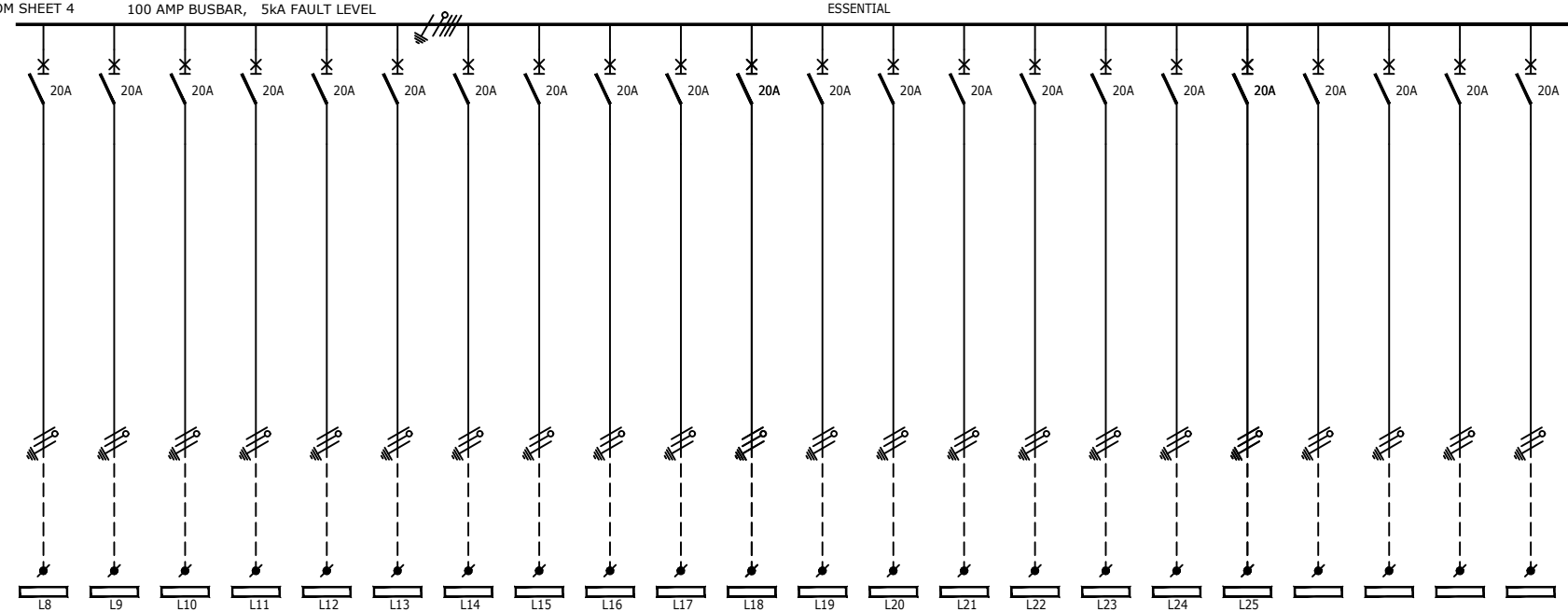

CIRCUIT No.	L8	L9	L10	L11	L12	L13	L14	L15	L16	L17	L18	L19	L20	L21	L22	L23	L24	L25				
PHASE	R	W	B	R	W	B	R	W	B	R	W	B	R	W	B	R	W	B				
DESIGNATION	LIGHTING	LIGHTING	LIGHTING	LIGHTING	LIGHTING	LIGHTING	LIGHTING	LIGHTING	LIGHTING	LIGHTING	LIGHTING	LIGHTING	LIGHTING	LIGHTING	LIGHTING	LIGHTING	LIGHTING	LIGHTING	SPARE	SPARE	SPARE	SPARE
WIRING	3x2.5mm² Cu PVC INSULATED WIRE	3x2.5mm² Cu PVC INSULATED WIRE	3x2.5mm² Cu PVC INSULATED WIRE	3x2.5mm² Cu PVC INSULATED WIRE	3x2.5mm² Cu PVC INSULATED WIRE	3x2.5mm² Cu PVC INSULATED WIRE	3x2.5mm² Cu PVC INSULATED WIRE	3x2.5mm² Cu PVC INSULATED WIRE	3x2.5mm² Cu PVC INSULATED WIRE	3x2.5mm² Cu PVC INSULATED WIRE	3x2.5mm² Cu PVC INSULATED WIRE	3x2.5mm² Cu PVC INSULATED WIRE	3x2.5mm² Cu PVC INSULATED WIRE	3x2.5mm² Cu PVC INSULATED WIRE	3x2.5mm² Cu PVC INSULATED WIRE	3x2.5mm² Cu PVC INSULATED WIRE	3x2.5mm² Cu PVC INSULATED WIRE	3x2.5mm² Cu PVC INSULATED WIRE	3x2.5mm² Cu PVC INSULATED WIRE	3x2.5mm² Cu PVC INSULATED WIRE	3x2.5mm² Cu PVC INSULATED WIRE	3x2.5mm² Cu PVC INSULATED WIRE
LOAD (AMPS)	2A	1A	1A	1A	3A	2A	2A	2A	2A	1A	2A	2A	2A	3A	2A	2A	2A	1A	1A	1A	X	X
No. OF POINTS	11	1	3	1	9	11	11	7	14	2	1	10	8	11	8	8	6	6	5	1	X	X
CABLE No.																						

REV	DESCRIPTION	BY	DATE	CHKD.
0	Original issue	NG	9/05/24	MH

NOT WITHSTANDING ANYTHING TO THE CONTRARY, ALL RIGHTS RESERVED. NO PART OF THIS DRAWING MAY BE REPRODUCED IN ANY MATERIAL FORM (INCLUDING PHOTOCOPYING OR STORING IN ANY MEDIUM OR BY ELECTRONIC MEANS WHETHER OR NOT TRANSIENTLY OR INCIDENTLY TO SOME OTHER USE OF THIS DRAWING) AND ALSO, THIS DRAWING MAY NOT BE USED FOR ANY PURPOSE OR REASON OTHER THAN FOR WHICH IT WAS ORIGINALLY ISSUED, WITHOUT THE WRITTEN PERMISSION OF RCE CONSULTING ENGINEERS.

ENGINEER	DRAWN	DATE:	SCALE:	CHKD.
S.Nzama	NG	May '24	n.t.s	
			PAPER SIZE: A3	

DRAWING No.	SHEET:	REV.
23029_402_0	5 of 9	0

Lyr: 0:1:A3

TITLE: Ikageng Police Station

DRAWING TITLE: DB-B/DB-B-E/DB-B-UPS
Ground Floor
Single Line Diagram

IBUYA Consulting Engineers
"POWERING DEVELOPMENT"

BLOCK D
ESSEX PARK
46 ESSEX TERRACE
WESTVILLE
P.O. BOX 1692
WANDSBECK 3631

TEL: +27 (031) 2667332
FAX: +27 (031) 2667340
E-mail: ibuya@ibuya.co.za

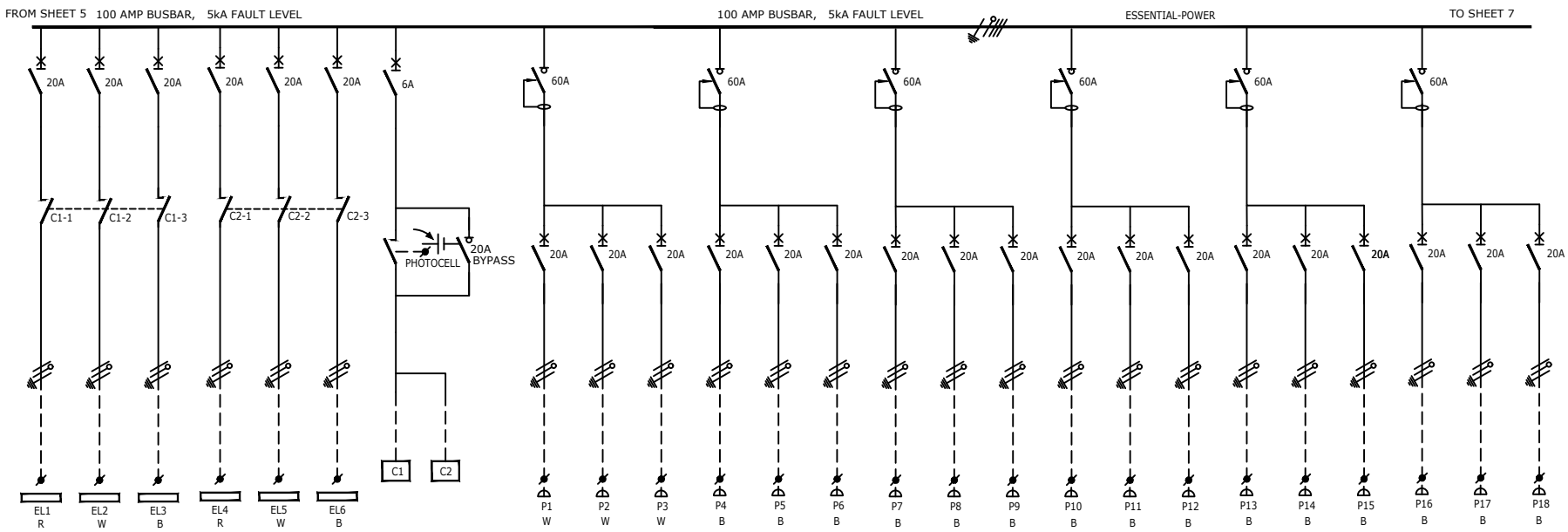

CIRCUIT No.
PHASE

DESIGNATION

EXTERNAL LIGHTING	EXTERNAL LIGHTING	EXTERNAL LIGHTING	EXTERNAL LIGHTING	EXTERNAL LIGHTING	EXTERNAL LIGHTING	SWITCHED SOCKET OUTLET	SWITCHED SOCKET OUTLET	SWITCHED SOCKET OUTLET	SWITCHED SOCKET OUTLET	SWITCHED SOCKET OUTLET	SWITCHED SOCKET OUTLET	SWITCHED SOCKET OUTLET	SWITCHED SOCKET OUTLET	SWITCHED SOCKET OUTLET	SWITCHED SOCKET OUTLET	SWITCHED SOCKET OUTLET	SWITCHED SOCKET OUTLET	SWITCHED SOCKET OUTLET	SWITCHED SOCKET OUTLET	SWITCHED SOCKET OUTLET	SWITCHED SOCKET OUTLET	SWITCHED SOCKET OUTLET	SWITCHED SOCKET OUTLET

WIRING

3x2.5mm² Cu PVC INSULATED WIRE	3x2.5mm² Cu PVC INSULATED WIRE	3x2.5mm² Cu PVC INSULATED WIRE	3x2.5mm² Cu PVC INSULATED WIRE	3x2.5mm² Cu PVC INSULATED WIRE	3x2.5mm² Cu PVC INSULATED WIRE	3x4mm² Cu PVC INSULATED WIRE	3x4mm² Cu PVC INSULATED WIRE	3x4mm² Cu PVC INSULATED WIRE	3x4mm² Cu PVC INSULATED WIRE	3x4mm² Cu PVC INSULATED WIRE	3x4mm² Cu PVC INSULATED WIRE	3x4mm² Cu PVC INSULATED WIRE	3x4mm² Cu PVC INSULATED WIRE	3x4mm² Cu PVC INSULATED WIRE	3x4mm² Cu PVC INSULATED WIRE	3x4mm² Cu PVC INSULATED WIRE	3x4mm² Cu PVC INSULATED WIRE	3x4mm² Cu PVC INSULATED WIRE	3x4mm² Cu PVC INSULATED WIRE	3x4mm² Cu PVC INSULATED WIRE	3x4mm² Cu PVC INSULATED WIRE	3x4mm² Cu PVC INSULATED WIRE	3x4mm² Cu PVC INSULATED WIRE

LOAD (AMPS)

X	X	X	X	X	X	2A	X	X	X	X	X	X	X	X	X	X	X	X	X	X	X	X	X

No. OF POINTS

X	X	X	X	X	X	1	X	X	X	X	X	X	X	X	X	X	X	X	X	X	X	X	X

CABLE No.

NOT WITHSTANDING ANYTHING TO THE CONTRARY, ALL RIGHTS RESERVED. NO PART OF THIS DRAWING MAY BE REPRODUCED IN ANY MATERIAL FORM (INCLUDING PHOTOCOPYING OR STORING IN ANY MEDIUM OR BY ELECTRONIC MEANS WHETHER OR NOT TRANSIENTLY OR INCIDENTLY TO SOME OTHER USE OF THIS DRAWING) AND ALSO, THIS DRAWING MAY NOT BE USED FOR ANY PURPOSE OR REASON OTHER THAN FOR WHICH IT WAS ORIGINALLY ISSUED, WITHOUT THE WRITTEN PERMISSION OF RCE CONSULTING ENGINEERS.

REV	DESCRIPTION	BY	DATE	CHKD.
0	Original issue	NG	9/05/24	MH

ENGINEER	DRAWN	DATE:	SCALE:	CHKD.
S.Nzama	NG	May '24	n.t.s	
			PAPER SIZE: A3	

DRAWING No.	SHEET:	REV.
23029_402_0	6 of 9	0

Lyr: 0:1:A3

TITLE
Ikageng Police Station

DRAWING TITLE:
DB-B/DB-B-E/DB-B-UPS
Ground Floor
Single Line Diagram

IBUYA Consulting Engineers
"POWERING DEVELOPMENT"

BLOCK D
ESSEX PARK
46 ESSEX TERRACE
WESTVILLE
P.O. BOX 1692
WANDSBECK 3631

TEL: +27 (031) 2667332
FAX: +27 (031) 2667340
E-mail: ibuya@ibuya.co.za

1	2	3	4	5	6	7	8

FROM SHEET 6 100 AMP BUSBAR, 5kA FAULT LEVEL

ESSENTIAL

TO SHEET 8



CIRCUIT No.	D1	D2	D3	D4	D5	D6	D7	D8	D9	D10	D11	D12	D13	D14	D15	D16	D17	D18	D19	D20		E17	
PHASE	R	W	B	R	W	B	R	W	B	R	W	B	R	W	B	R	W	B	R	W	B	R	W
DESIGNATION	DEDICATED SSO	DEDICATED SSO	DEDICATED SSO	DEDICATED SSO	DEDICATED SSO	DEDICATED SSO	DEDICATED SSO	DEDICATED SSO	DEDICATED SSO	DEDICATED SSO	DEDICATED SSO	DEDICATED SSO	DEDICATED SSO	DEDICATED SSO	DEDICATED SSO	DEDICATED SSO	DEDICATED SSO	DEDICATED SSO	DEDICATED SSO	DEDICATED SSO	SPARE	ISOLATOR	SPARE
WIRING	3x4mm² Cu PVC INSULATED WIRE	3x4mm² Cu PVC INSULATED WIRE	3x4mm² Cu PVC INSULATED WIRE	3x4mm² Cu PVC INSULATED WIRE	3x4mm² Cu PVC INSULATED WIRE	3x4mm² Cu PVC INSULATED WIRE	3x2.5mm² Cu PVC INSULATED WIRE	3x4mm² Cu PVC INSULATED WIRE	3x4mm² Cu PVC INSULATED WIRE	3x2.5mm² Cu PVC INSULATED WIRE	3x4mm² Cu PVC INSULATED WIRE	3x4mm² Cu PVC INSULATED WIRE	3x4mm² Cu PVC INSULATED WIRE	3x4mm² Cu PVC INSULATED WIRE	3x4mm² Cu PVC INSULATED WIRE	3x4mm² Cu PVC INSULATED WIRE	3x4mm² Cu PVC INSULATED WIRE	3x4mm² Cu PVC INSULATED WIRE	3x4mm² Cu PVC INSULATED WIRE	3x4mm² Cu PVC INSULATED WIRE	3x2.5mm² Cu PVC INSULATED WIRE	3x2.5mm² Cu PVC INSULATED WIRE	
LOAD (AMPS)	3A	4A	4A	7A	2A	2A	2A	2A	2A	X	X	X	X	X	X	X	X	X	X	X	X	11A	?
No. OF POINTS	2	3	3	5	1	1	1	1	1	X	X	X	X	X	X	X	X	X	X	X	X	1	?
CABLE No.																							

NOT WITHSTANDING ANYTHING TO THE CONTRARY, ALL RIGHTS RESERVED. NO PART OF THIS DRAWING MAY BE REPRODUCED IN ANY MATERIAL FORM (INCLUDING PHOTOCOPYING OR STORING IN ANY MEDIUM OR BY ELECTRONIC MEANS WHETHER OR NOT TRANSIENTLY OR INCIDENTLY TO SOME OTHER USE OF THIS DRAWING) AND ALSO, THIS DRAWING MAY NOT BE USED FOR ANY PURPOSE OR REASON OTHER THAN FOR WHICH IT WAS ORIGINALLY ISSUED, WITHOUT THE WRITTEN PERMISSION OF RCE CONSULTING ENGINEERS.

REV	DESCRIPTION	BY	DATE	CHKD.
0	Original issue	NG	9/05/24	MH

ENGINEER	DRAWN	DATE:	SCALE:	CHKD.
S.Nzama	NG	May '24	n.t.s	
			PAPER SIZE: A3	

DRAWING No.	SHEET:	REV.
23029_402_0	7 of 9	0

Lyr: 0:1:A3

TITLE

Ikageng Police Station

DRAWING TITLE:

DB-B/DB-B-E/DB-B-UPS
Ground Floor
Single Line Diagram

IBUYA Consulting Engineers
"POWERING DEVELOPMENT"

BLOCK D
ESSEX PARK
46 ESSEX TERRACE
WESTVILLE
P.O. BOX 1692
WANDSBECK 3631

TEL: +27 (031) 2667332
FAX: +27 (031) 2667340
E-mail: ibuya@ibuya.co.za

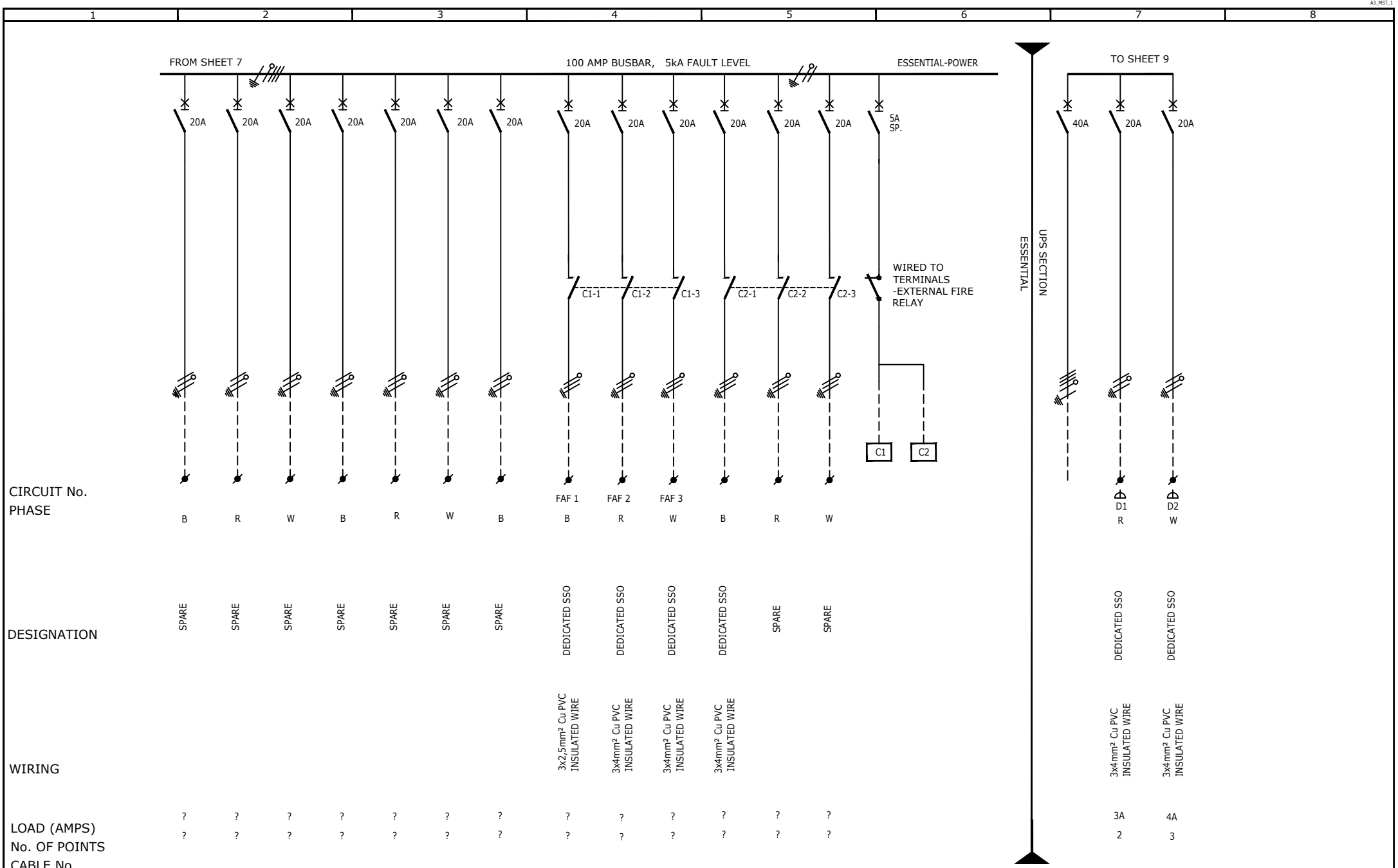

NOT WITHSTANDING ANYTHING TO THE CONTRARY, ALL RIGHTS RESERVED. NO PART OF THIS DRAWING MAY BE REPRODUCED IN ANY MATERIAL FORM (INCLUDING PHOTOCOPYING OR STORING IN ANY MEDIUM OR BY ELECTRONIC MEANS WHETHER OR NOT TRANSIENTLY OR INCIDENTLY TO SOME OTHER USE OF THIS DRAWING) AND ALSO, THIS DRAWING MAY NOT BE USED FOR ANY PURPOSE OR REASON OTHER THAN FOR WHICH IT WAS ORIGINALLY ISSUED, WITHOUT THE WRITTEN PERMISSION OF RCE CONSULTING ENGINEERS.

REV	DESCRIPTION	BY	DATE	CHKD.
0	Original issue	NG	9/05/24	MH

ENGINEER	DRAWN	DATE:	SCALE:	CHKD.
S.Nzama	NG	May '24	n.t.s	
			PAPER SIZE: A3	

DRAWING No.	SHEET:	REV.
23029_402_0	8 of 9	0

Lyr: 0:1:A3

TITLE
Ikageng Police Station

DRAWING TITLE:
DB-B/DB-B-E/DB-B-UPS
Ground Floor
Single Line Diagram

IBUYA Consulting Engineers
"POWERING DEVELOPMENT"
BLOCK D
ESSEX PARK
46 ESSEX TERRACE
WESTVILLE
P.O. BOX 1692
WANDSBECK 3631
TEL: +27 (031) 2667332
FAX: +27 (031) 2667340
E-mail: ibuya@ibuya.co.za

1	2	3	4	5	6	7	8



CIRCUIT No.	D3	D4	D5	D6	D7	D8	D9	D10	D11	D12	D13	D14	D15	D16	
PHASE	B	R	W	B	B	B	B	B	B	B	B	B	B	B	
DESIGNATION	DEDICATED SSO	DEDICATED SSO	DEDICATED SSO	DEDICATED SSO	DEDICATED SSO	DEDICATED SSO	DEDICATED SSO	DEDICATED SSO	DEDICATED SSO	DEDICATED SSO	DEDICATED SSO	DEDICATED SSO	DEDICATED SSO	DEDICATED SSO	
WIRING	3x4mm² Cu PVC INSULATED WIRE	3x4mm² Cu PVC INSULATED WIRE	3x4mm² Cu PVC INSULATED WIRE	3x4mm² Cu PVC INSULATED WIRE	3x4mm² Cu PVC INSULATED WIRE	3x4mm² Cu PVC INSULATED WIRE	3x4mm² Cu PVC INSULATED WIRE	3x4mm² Cu PVC INSULATED WIRE	3x4mm² Cu PVC INSULATED WIRE	3x4mm² Cu PVC INSULATED WIRE	3x4mm² Cu PVC INSULATED WIRE	3x4mm² Cu PVC INSULATED WIRE	3x4mm² Cu PVC INSULATED WIRE	3x4mm² Cu PVC INSULATED WIRE	
LOAD (AMPS)	4A	?	?	?	?	?	?	?	?	?	?	?	?	?	?
No. OF POINTS	3	?	?	?	?	?	?	?	?	?	?	?	?	?	?
CABLE No.															

NOT WITHSTANDING ANYTHING TO THE CONTRARY, ALL RIGHTS RESERVED. NO PART OF THIS DRAWING MAY BE REPRODUCED IN ANY MATERIAL FORM (INCLUDING PHOTOCOPYING OR STORING IN ANY MEDIUM OR BY ELECTRONIC MEANS WHETHER OR NOT TRANSIENTLY OR INCIDENTLY TO SOME OTHER USE OF THIS DRAWING) AND ALSO, THIS DRAWING MAY NOT BE USED FOR ANY PURPOSE OR REASON OTHER THAN FOR WHICH IT WAS ORIGINALLY ISSUED, WITHOUT THE WRITTEN PERMISSION OF RCE CONSULTING ENGINEERS.

REV	DESCRIPTION	BY	DATE	CHKD.
0	Original issue	NG	9/05/24	MH

ENGINEER	DRAWN	DATE:	SCALE:	CHKD.
S.Nzama	NG	May '24	n.t.s	
			PAPER SIZE: A3	

DRAWING No.	SHEET:	REV.
23029_402_0	9 of 9	0

Lyr: 0:1:A3

TITLE
Ikageng Police Station

DRAWING TITLE:
DB-B/DB-B-E/DB-B-UPS
Ground Floor
Single Line Diagram

IBUYA Consulting Engineers
"POWERING DEVELOPMENT"

BLOCK D
ESSEX PARK
46 ESSEX TERRACE
WESTVILLE
P.O. BOX 1692
WANDSBECK 3631

TEL: +27 (031) 2667332
FAX: +27 (031) 2667340
E-mail: ibuya@ibuya.co.za