

Title: **Tender Technical Evaluation  
Strategy for Camden Power Station  
Weighbridge Maintenance for 60  
Months**

Unique Identifier:

**383-CMDN-AABZ31-  
SG0002-20**

Alternative Reference Number:

**N/A**

Area of Applicability:

**Engineering**

Documentation Type:

**Strategy**

Revision:

**1.0**

Total Pages:

**16**

Next Review Date:

**Once-off**

Disclosure Classification:



**CONTROLLED  
DISCLOSURE**

**Compiled by**

**Supported by**

**Functional  
Responsibility**

**Authorized by**



**Mlungisi Nkosi  
C&I System Engineer**

**Muzi Nkosi  
C&I Technician**

**Ntokozo Sibiya  
C&I Engineering  
Manager (Acting)**

**Mokgoba Mathabatha  
Engineering Manager**

Date: 12/09/2025

Date: 15/09/2025

Date: 16-09-2025

Date: 06/10/2025

## CONTENTS

	Page
<b>1. INTRODUCTION .....</b>	<b>3</b>
<b>2. SUPPORTING CLAUSES.....</b>	<b>3</b>
2.1 SCOPE .....	3
2.1.1 Purpose .....	3
2.1.2 Applicability.....	3
2.2 NORMATIVE/INFORMATIVE REFERENCES.....	4
2.2.1 Normative .....	4
2.2.2 Informative.....	4
2.3 DEFINITIONS.....	4
2.3.1 Classification .....	5
2.4 ABBREVIATIONS.....	5
2.5 ROLES AND RESPONSIBILITIES.....	5
2.5.1 Contract Manager.....	5
2.5.2 System Engineer.....	5
2.5.3 Service Provider .....	5
2.5.4 Power Station Energy Department.....	5
2.6 PROCESS FOR MONITORING .....	6
2.7 RELATED/SUPPORTING DOCUMENTS.....	6
<b>3. TENDER TECHNICAL EVALUATIONSTRATEGY.....</b>	<b>6</b>
3.1 TECHNICAL EVALUATION THRESHOLD .....	6
3.2 TET MEMBERS.....	7
3.3 MANADATORY TECHNICAL EVALUATION CRITERIA.....	8
QUALITATIVE TECHNICAL EVALUATION CRITERIA.....	10
3.4 TET MEMBER RESPONSIBILITIES.....	14
3.5 FORESEEN ACCEPTABLE / UNACCEPTABLE QUALIFICATIONS.....	15
3.5.1 Risks.....	15
3.5.2 Exceptions / Conditions.....	15
<b>4. AUTHORISATION.....</b>	<b>16</b>
<b>5. REVISIONS .....</b>	<b>16</b>
<b>6. DEVELOPMENT TEAM .....</b>	<b>16</b>
<b>7. ACKNOWLEDGEMENTS .....</b>	<b>16</b>

## TABLES

Table 1: Technical Scoring Methodology .....	6
Table 2: TET Members.....	7
Table 3: Mandatory Technical Evaluation Criteria.....	8
Table 4: Qualitative Technical Evaluation Criteria.....	10
Table 5: Scoring Criteria .....	12
Table 6: TET Member Responsibilities.....	14
Table 7: Acceptable Technical Risks.....	15
Table 8: Unacceptable Technical Risks .....	15
Table 9: Acceptable Technical Exceptions / Conditions.....	15
Table 10: Unacceptable Technical Exceptions / Conditions .....	15

### CONTROLLED DISCLOSURE

## **1. INTRODUCTION**

The weighbridge at Camden Power Station is a critical infrastructure component for monitoring and managing the delivery of coal and fuel oil to the plant. It ensures accurate weight measurement of all trucks entering the facility, providing essential data for operational efficiency, inventory management, and financial reconciliation. Historically, the weighbridge has played a vital role in maintaining the integrity of fuel supply processes. Its consistent and precise operation is essential for verifying the weight of incoming trucks against supplier documentation, ensuring fair and transparent transactions. Over the years, the weighbridge system has been enhanced to comply with evolving industry standards and legal requirements, such as the South African Legal Metrology Act.

To maintain optimal functionality, regular maintenance and calibration of the weighbridge are imperative. Maintenance involves periodic inspections and repairs to prevent breakdowns and ensure reliability, while calibration ensures that weight measurements remain accurate and within acceptable tolerances. Compliance with guidelines set forth by the South African Bureau of Standards (SABS) and International Organization of Legal Metrology (OIML) forms the cornerstone of these processes.

## **2. SUPPORTING CLAUSES**

### **2.1 SCOPE**

This scope of work covers the maintenance, repair, supply of OEM spares and calibration of the weighbridge system at Camden Power Station. The appointed service provider will be responsible for ensuring the weighbridge operates within specified tolerances and meets all relevant standards.

Once the Technical Evaluation Strategy is authorised no changes will be made to the evaluation criteria without appropriate authorisation.

#### **2.1.1 Purpose**

The purpose of this tender technical evaluation strategy is to define the Mandatory Evaluation Criteria, Qualitative Evaluation Criteria and TET member responsibilities for tender technical evaluation. The technical evaluation strategy serves as basis for the tender technical evaluation process:

- Ensure the weighbridge always operates accurately and reliably.
- Establish a maintenance and calibration schedule to minimize downtime.
- Comply with regulatory requirements and industry standards.
- Support operational requirements by ensuring precise measurement of truckloads

#### **2.1.2 Applicability**

This document is applicable C&I Maintenance Service contract

### **CONTROLLED DISCLOSURE**

When downloaded from the EDMS, this document is uncontrolled and the responsibility rests with the user to ensure it is in line with the authorised version on the system.

## **2.2 NORMATIVE/INFORMATIVE REFERENCES**

Parties using this document shall apply the most recent edition of the documents listed in the following paragraphs.

### **2.2.1 Normative**

- [1] 240/53114002: Engineering Change Management Procedure
- [2] 32-1034: Eskom Procurement Policy
- [3] Camden Power Station Safety, Health, and Environment Specification – Doc No 004/4830
- [4] 32-1034: Eskom Procurement and Supply Chain Management Procedure
- [5] Eskom 240-56176852: Essential Power Supplies for Power Stations Standard.
- [6] Eskom 240-109607332: Plant Labelling Standard.
- [7] Eskom 240-56355815: Control & Instrumentation Field Enclosures and Cable Termination Standard.
- [8] SANS 10142-1: The wiring of premises.
- [9] 32-373 IT and OT Third Party and Remote Access Standard Rev 5.
- [10] Eskom 240-56355910 Management of Plant Software Standard.
- [11] Eskom 240-55410927 Cyber Security Standard for Operation Technology.

### **2.2.2 Informative**

N/A

## **2.3 DEFINITIONS**

<b>Definition</b>	<b>Description</b>
Calibration	The process of verifying and adjusting the accuracy of the weighbridge
Maintenance	Regular servicing and repair activities to ensure optimal performance.
Plant	All systems that form part of Camden Power Station.
Weighbridge	A device for weighing entire vehicles and their contents

### **CONTROLLED DISCLOSURE**

When downloaded from the EDMS, this document is uncontrolled and the responsibility rests with the user to ensure it is in line with the authorised version on the system.

### 2.3.1 Classification

**Controlled Disclosure:** Controlled Disclosure to external parties (either enforced by law, or discretionary).

## 2.4 ABBREVIATIONS

Abbreviation	Explanation
AC	Alternating current
C&I	Control and Instrumentation
DC	Direct current
EOD	Electrical Operating Desk
EP	Emergency Preparedness
ISO	International Organization for Standardization.
ITP QCP	Inspection and Test Plan/Quality Control Plan
OEM	Original Equipment Manufacturer.
QIML	International Organization of Legal Metrology
QMS	Quality Management System
SABS	South African Bureau of Standards
SANS	South African National Standards
SOW	Scope of Work
UPS	Uninterruptible Power Supply
V.O Certificate	Verification Officer Certificate

## 2.5 ROLES AND RESPONSIBILITIES

### 2.5.1 Contract Manager

- Oversee the execution of the maintenance and calibration plan.
- Approve schedules and ensure compliance with contract term.

### 2.5.2 System Engineer.

- Oversee the overall maintenance and calibration of the weighbridge.
- Accept and approve the first draft ITP and approve engineering hold points for every work done.

### 2.5.3 Service Provider

- Conduct all maintenance and calibration activities as per the agreed schedule.
- Provide documentation and reports after every intervention.

### 2.5.4 Power Station Energy Department

- Ensure the availability of the weighbridge during scheduled maintenance.
- Monitor the performance of the weighbridge and report any issues.

### **CONTROLLED DISCLOSURE**

## 2.6 PROCESS FOR MONITORING

N/A

## 2.7 RELATED/SUPPORTING DOCUMENTS

N/A

## 3. TENDER TECHNICAL EVALUATION STRATEGY

### 3.1 TECHNICAL EVALUATION THRESHOLD

Mandatory Technical Evaluation Criteria (gatekeepers) are 'must meet' criteria. These criteria shall not be weighted, or point scored but shall be assessed on a Yes/No basis as to whether or not the criteria are met. An assessment of 'No' against any criterion shall technically disqualify the tenderer and shall not be further evaluated against Qualitative Criteria.

Qualitative Technical Evaluation Criteria are weighted evaluation criteria used to identify the highest technically ranked tenderer after determining that all the Mandatory Evaluation Criteria have been met. The Qualitative Evaluation Criteria are weighted to reflect the relevant importance of each criterion.

The minimum weighted final score (threshold) required for a tender to be considered from a technical perspective is 70%. The following scoring method will be used:

**Table 1: Technical Scoring Methodology**

SCORE	PERCENTAGE (%)	DESCRIPTION
5	100	<b>COMPLIANT</b> <ul style="list-style-type: none"> <li>Meet the technical requirement(s) AND,</li> <li>No foreseen technical risk(s) in meeting technical requirements</li> </ul>
4	80	<b>COMPLIANT WITH ASSOCIATED QUALIFICATIONS</b> <ul style="list-style-type: none"> <li>Meet the technical requirement(s) with,</li> <li>Acceptable technical risks AND/OR;</li> <li>Acceptable exceptions AND/OR;</li> <li>Acceptable conditions</li> </ul>
2	40	<b>NON-COMPLIANT</b> <ul style="list-style-type: none"> <li>Does not meet the technical requirement(s) AND/OR</li> </ul>

**CONTROLLED DISCLOSURE**

		Unacceptable technical risk(s) AND/OR; <ul style="list-style-type: none"> <li>• Unacceptable exceptions AND/OR;</li> <li>• Unacceptable conditions</li> </ul>
<b>0</b>	<b>0</b>	<b>TOTALLY DEFICIENT/NON-RESPONSIVE</b>

### 3.2 TET MEMBERS

Table 2: TET Members

TET number	TET Member Name	Designation
TET 1	Ntokozo Sibiyi	C&I Snr Engineer
TET 2	Buhle Mazibuko	C&I System Engineer
TET 3	Grace Mandlazi	Senior Advisor C&I
TET 4	Muzi Nkosi	C&I Technician

**CONTROLLED DISCLOSURE**

When downloaded from the EDMS, this document is uncontrolled and the responsibility rests with the user to ensure it is in line with the authorised version on the system.

### 3.3 MANADATORY TECHNICAL EVALUATION CRITERIA

**Table 3: Mandatory Technical Evaluation Criteria**

**NB: The suppliers need to submit proof of all the below requirements, if not they will be disqualified. The criterion evaluated in this section (Mandatory) will no longer be scored on the next section (Qualitative)**

	<b>Mandatory Technical Criteria Description</b>	<b>Reference to Technical Specification / Tender Returnable</b>	<b>Motivation for use of Criteria</b>
1.	<p>The Company must be SANAS 17025 accredited <b>or</b> must have a service letter agreement with a company that is accredited.</p> <p>NB: The accreditation certificate must clearly show the following.</p> <ul style="list-style-type: none"> <li>• The organisation name.</li> <li>• The accreditation number.</li> <li>• Field of accreditation.</li> </ul> <p>The service letter agreement must clearly show the following information.</p> <ul style="list-style-type: none"> <li>• Full legal names of both parties entering into agreement</li> <li>• Scope of service (this should align with the SOW provided)</li> <li>• Term/Duration (this duration should cover the full duration of the contract)</li> <li>• Obligation of the service provider, clearly stating that they will be bound by the term of the contract.</li> <li>• It must be signed or stamped by both parties, must show date and time of signature</li> </ul>	<p>1. Certified SANAS accreditation certificate showing all the information required.</p> <p><b><u>OR</u></b></p> <p>2. A service letter agreement (showing the information required) accompanied by service provider’s SANAS accreditation letter (showing all the information required)</p> <p><b><u>Requirement:</u></b> The delivery note must match the purchase order/contract</p>	a) For Competency and Accountability

---

2.	The contractor must have had a C&I related maintenance contract for at least three (3) years consecutively and uninterrupted.	<b>Tender returnable</b> – Reference Letters, completion certificate, contract agreements, Purchase orders, contract numbers, and or signed contract agreements	a) For Competency, Accountability and reliability.
----	---	---	--

**QUALITATIVE TECHNICAL EVALUATION CRITERIA**

**Table 4: Qualitative Technical Evaluation Criteria**

The weight for the technical review will be 100% with a minimum threshold of 70% and will be based on the following:

	<b>Qualitative Technical Criteria Description</b>		<b>Reference to Technical Specification / Tender Returnable</b>	<b>Criteria Sub Weighting (%)</b>	<b>Criteria Weighting (%)</b>
	<b><u>Requirement:</u></b>				
<b>1</b>	NB: All documents/datasheet/method statement/reference letters shall be certified & valid (Stamp for certifying is within 3 months) at the time of tender submission, if these are copies.				
	1.1	1 X site supervisor/manager should have a B-tech in Electrical or Electronic engineering with a minimum of 5 years in weighbridge maintenance and calibration.  <b>NB:</b> There are 31 types of gauges listed on the SOW	<b>Tender returnable</b> – CV with contactable references showing all the years of experiences, and all the qualifications attached	<b>15</b>	
	1.2	2 X Service technicians that hold technical diploma / technical9 (N6 certificates with a trade test) or N6 diploma in Electrical engineering, have a minimum of 3 years of experience in weighbridge maintenance  <b>NB:</b> Where two or more technicians are required, the final score for that criterion will be based on the technician with the minimum score	<b>Tender returnable</b> – CV with contactable references showing all the years of experiences, and all the qualifications attached.	<b>20</b>	
	1.3	2 X Semiskilled workers with matric as a minimum qualification and at least 2 years' experience in a power plant or similar industries.  <b>NB:</b> Where two or more Semiskilled are required, the final score for that criterion will be based on the Semiskilled with the minimum score	<b>Tender returnable</b> – CV with contactable references showing all the years of experiences, and all the qualifications attached.	<b>15</b>	

	<b>Qualitative Technical Criteria Description</b>		<b>Reference to Technical Specification / Tender Returnable</b>	<b>Criteria Sub Weighting (%)</b>	<b>Criteria Weighting (%)</b>
	<b><u>Requirement:</u></b>				
	1.4	The Contractor must obtain an agreement letter from the OEM to supply them with the spares. This letter must list all the spares needed for this contract.	<b>Tender returnable – OEM agreement letter</b>	<b>20</b>	
	1.5	The contractor must submit a proposed QCP/ITP showing all the following information. <ol style="list-style-type: none"> <li>1. Company details,</li> <li>2. Occupation of people to approve, accept and execute the QCP/ITP</li> <li>3. Steps to be followed executing the QCP/ITP</li> </ol>	<b>Tender returnable – A proposed ITP QCP</b>	<b>15</b>	
	1.6	The contractor must provide a method statement discussing resource management, call-out response time, reporting structure and	<b>Tender returnable – A method statement</b>	<b>15</b>	
				<b>Total:</b>	<b>100</b>

The scoring criteria are as follows:

**Table 5: Scoring Criteria**

Qualitative Technical Evaluation Criteria		Score [0,2,4,5]	Scoring Criteria
1.1	<p>1 X site supervisor/manager should have a B-tech in Electrical or Electronic engineering with a minimum of 5 years in weighbridge maintenance and calibration.</p> <p><b>NB:</b> There are 31 types of gauges listed on the SOW</p>		<p>5 = CV provided is provided, with greater than 4 years of required experience</p> <p>4 = CV provided is provided, with greater than 3 years but less or equals to 4 years of require experience</p> <p>2 = CV provided is provided, but with 2 or less years of required experience</p> <p>0 = no CV provided</p>
1.2	<p>2 X Service technicians that hold technical diploma / technical9 (N6 certificates with a trade test) or N6 diploma in Electrical engineering, have a minimum of 3 years of experience in weighbridge maintenance</p> <p>1. <b>NB:</b> Where two or more technicians are required, the final score for that criterion will be based on the technician with the minimum score</p>		<p>5 = Two CVs provided are provided, with greater than 2 years of required experience</p> <p>4 = Two CVs provided are provided, with greater than 1 year but less or equals to 2 years of require experience</p> <p>2 = Two CVs provided are provided, but with 1 or less years of required experience</p> <p>0 = One or no CVs provided</p>
1.3	<p>2 X Semiskilled workers with matric as a minimum qualification and at least 2 years' experience in a power plant or similar industries.</p> <p><b>NB:</b> Where two or more Semiskilled are required, the final score for that criterion will be based on the Semiskilled with the minimum score</p>		<p>5 = Two CVs provided are provided, with greater than 16 moths of required experience</p> <p>4 = Two CVs provided are provided, with greater than 8 moths but less or equals to 16 months of require experience</p> <p>2 = Two CVs provided are provided, but with 8 or less moths of required experience</p> <p>0 = One or no CVs provided</p>

Qualitative Technical Evaluation Criteria		Score [0,2,4,5]	Scoring Criteria
1.5	The Contractor must obtain an agreement letter from the OEM to supply them with <b>all the spares (refer to the SOW for the spares list)</b> . This letter must list all the spares needed for this contract.		5 = Agreement letter provided, three (3) more spares were agreed on 4 = Agreement letter provided but only two (2) spares were agreed on 2 = Agreement letter provided but only one (1) spare was agreed on 0 = No agreement letter provided or provided but no spares required shown on the agreement letter.
1.5	The contractor must submit a proposed QCP/ITP showing all the following information. 1. Company details, 2. Occupation of people to approve, accept and execute the QCP/ITP 3. Steps to be followed executing the QCP/ITP		5 = QCP/ITP with all 3 or more points shown 4 = QCP/ITP with only 2 points shown 2 = QCP/ITP with only 1 point shown 0 = No QCP/ITP provided or provided with no required information
1.6	The contractor must provide a method statement discussing <b>resource management, call-out response time, reporting structure and spares management</b>		5 = Method statements with all 3 or more points discussed 4 = Method statements with only 2 points discussed 2 = Method statements with only 1 point discussed 0 = No method statement provided or provided with no point discussed

**3.4 TET MEMBER RESPONSIBILITIES**

**Table 6: TET Member Responsibilities**

<b>Mandatory Criteria Number</b>	<b>TET 1</b>	<b>TET 2</b>	<b>TET 3</b>	<b>TET 4</b>
1	X	X	X	X
2	X	X	X	X
<b>Qualitative Criteria Number</b>	<b>TET 1</b>	<b>TET 2</b>	<b>TET 3</b>	<b>TET 4</b>
1.1	X	X	X	X
1.2	X	X	X	X
1.3	X	X	X	X
1.4	X	X	X	X
1.5	X	X	X	X
1.6	X	X	X	X

### 3.5 FORESEEN ACCEPTABLE / UNACCEPTABLE QUALIFICATIONS

#### 3.5.1 Risks

**Table 7: Acceptable Technical Risks**

Risk	Description
1.	Marginally failing to meet the 70% threshold as stipulated in section 3.1. <i>(Only accepting 60% and above will be acceptable if there is no prospective supplier meeting the required 70% in the technical qualitative criteria)</i>

**Table 8: Unacceptable Technical Risks**

Risk	Description
1.	Failing to meet any of the Technical Gatekeepers as listed in section 3.3, Table 3. <i>(Any <b>NO</b> result obtained in mandatory is disqualification)</i>

#### 3.5.2 Exceptions / Conditions

**Table 9: Acceptable Technical Exceptions / Conditions**





Risk	Description
1.	N/A

**Table 10: Unacceptable Technical Exceptions / Conditions**

Risk	Description
•	N/A

#### 4. AUTHORISATION

This document has been seen and accepted by:

Name	Designation	Signature	Date
Buhle Mazibuko	C&I System Engineer		15/09/2025
Grace Mandlazi	Senior Advisor C&I		15/09/2025
Muzi Nkosi	C&I Technician		15/09/2025
Andrew Botshe	C&I MNT Manager		16/09/2025

#### 5. REVISIONS

Date	Rev.	Compiler	Remarks
September 2025	1	Mlungisi Nkosi	New Document

#### 6. DEVELOPMENT TEAM

- C&I Engineering
- C&I Maintenance
- C&I Maintenance Technical Support

#### 7. ACKNOWLEDGEMENTS

- None

#### CONTROLLED DISCLOSURE

When downloaded from the EDMS, this document is uncontrolled and the responsibility rests with the user to ensure it is in line with the authorised version on the system.