

	<b>PROCUREMENT REQUEST (RFx)</b> <b>Group Information Technology</b>	Document Identifier	240-76439827	Rev	30
		Effective Date	14 September 2021		
		Review Date	September 2024		

## 1 PROJECT DETAILS

Project No.'s	ID	DEM-01706-N9G0	WBS	C.TXP0001 N.TXP0001
Project Name	IPP Portal Project – Phase 2B			
GIT Customer Area	Tx			
Portfolio Manager Demand	Carlos Betencourt			
Product Delivery Manager	Lizle de Kock			
Programme / Project Manager	Johann Knoetze			
Project Sponsor	Keith Bowen			
PLCM Phase	Execution Phase			

## 2 ABBREVIATIONS

Abbreviation	Description
ACE	Analytics Centre of Excellence Department
ARIS	Architecture of Integrated Information Systems
SADC	Southern African Developing Community
SAPP CC	Southern African Power Pool Co-ordination Centre
NCC	National Control Centre
NERSA	National Energy Regulation of South Africa
IDM	Integrated Demand Management
BRM	Business Relationship Management
BRS	Business Requirements Specification
CR	Change Request

### Controlled Disclosure

When downloaded from the document management system, this document is uncontrolled and the responsibility rests with the user to ensure it is in line with the authorised version on the system.

No part of this document may be reproduced without the expressed consent of the copyright holder, Eskom Holdings SOC Ltd, Reg No 2002/015527/30.

	<b>PROCUREMENT REQUEST (RFx)</b> <b>Group Information Technology</b>	Document Identifier	240-76439827	Rev	30
		Effective Date	14 September 2021		
		Review Date	September 2024		

Abbreviation	Description
DR	Disaster Recovery
DFD	Data Flow Diagram
GIT	Group Information Technology Division, also referred to as Group IT
ITSO	Information Technology Service Operations
ICT	Information Technology
IT	International Trader
KPA	Key Performance Area
KPI	Key Performance Indicator
PCM	Process Control Manual
SIS	Strategic Intent Statement
SLA	Service Level Agreement
UI	User Interface
SAPP	Southern African Power Pool
ETS	Energy Trading System
Tx MDMS	Transmission Meter Data Management System
TEMSE	Transmission Energy Management System Evolution
SOA	Service Oriented Architecture
CC&B	Customer Care and Billing
TWh	Terra Watt per Hour
MWh	Mega Watt per Hour
MS	Microsoft
MTP	Market Trading Platform

### Controlled Disclosure

When downloaded from the document management system, this document is uncontrolled and the responsibility rests with the user to ensure it is in line with the authorised version on the system.

No part of this document may be reproduced without the expressed consent of the copyright holder, Eskom Holdings SOC Ltd, Reg No 2002/015527/30.

	<b>PROCUREMENT REQUEST (RFx)</b> <b>Group Information Technology</b>	<b>Document Identifier</b>	<b>240-76439827</b>	<b>Re v</b>	<b>30</b>
		<b>Effective Date</b>	<b>14 September 2021</b>		
		<b>Review Date</b>	<b>September 2024</b>		

### 3 GLOSSARY OF TERMS / DEFINITIONS

Term	Definition
Analytics	Refers to the business intelligence capability.
Business Continuity	Business continuity encompasses planning and preparation to ensure that an organization can continue to operate in case of serious incidents or disasters and is able to recover to an operational state within a reasonably short period.
Business Intelligence	The term Business Intelligence (BI) refers to technologies, applications and practices for the collection, integration, analysis, and presentation of business information. The purpose of Business Intelligence is to support better business decision making. It can also be described as a broad set of data analysis applications, including ad hoc analysis and querying, enterprise reporting, online analytical processing (OLAP), mobile BI, real-time BI, operational BI, cloud and software as a service BI, open source BI, collaborative BI and location intelligence.
Business Requirements Specification	Business requirements specification is the eliciting, analysing and documenting of business requirements early in the development cycle to guide the design of the solution.
Business Rule	A business rule is a rule that defines or constrains some aspect of business and always resolves to either true or false. Business rules are intended to assert business structure or to control or influence the behaviour of the business. Business rules describe the operations, definitions and constraints that apply to an organization. Business rules can apply to people, processes, corporate behaviour computing systems in an organization, and are put in place to help the organization its goals.
Change Request	A change request is when an enhancement is made to an existing system that meets specific criteria.
Disaster Recovery / Disaster Recovery Plan	A disaster recovery plan (DRP) is a documented process or set of procedures to recover and protect a business ICT infrastructure in the event of a disaster. Such a plan, ordinarily documented in written form, specifies procedures an organization is to follow in the event of a disaster. It is "a comprehensive statement of consistent actions to be taken before, during and after a disaster".
External Agents	Sends information to and receive information from analysis area of study/focus area.
Innovation	Innovation generally refers to changing processes or creating more effective processes, products and ideas. For businesses, this could mean implementing new ideas, creating dynamic products or improving your existing services. Predominantly focuses on digitisation type projects.
Process	Set of activities that describe how an activity is executed.
Project	A project consists of a concrete and organized effort motivated by a perceived opportunity when facing a problem, a need, a desire or a source of. It seeks the realization of a unique and innovative deliverable, such as a product, a service, a process, or in some cases, a scientific research. Each project has a beginning and an end, and as such is considered a closed dynamic system. It is developed along the 4 Ps of project management: Plan, Processes, People, and Power. It is bound by the triple constraints that are calendar, costs, and norms

### Controlled Disclosure

When downloaded from the document management system, this document is uncontrolled and the responsibility rests with the user to ensure it is in line with the authorised version on the system.

No part of this document may be reproduced without the expressed consent of the copyright holder, Eskom Holdings SOC Ltd, Reg No 2002/015527/30.

	<b>PROCUREMENT REQUEST (RFx)</b> <b>Group Information Technology</b>	<b>Document Identifier</b>	<b>240-76439827</b>	<b>Re v</b>	<b>30</b>
		<b>Effective Date</b>	<b>14 September 2021</b>		
		<b>Review Date</b>	<b>September 2024</b>		

Term	Definition
	of quality, each of which can be determined and measured objectively along the project lifecycle. Each project produces some level of formal documentation, the deliverable(s), of course, and some impacts, which can be positive and/or negative.
Software License Purchase	A software license is a legal instrument (usually by way of contract law, with or without printed material) governing the use or redistribution of software. All software is copyright protected, in source code as also object code form. The only exception is software in the public domain. A typical software license grants the licensee, typically an end-user, permission to use one or more copies of software in ways where such a use would otherwise potentially constitute copyright infringement of the software owner's exclusive rights under copyright law.
System	An organized, purposeful structure that consists of interrelated and interdependent elements (components, entities, factors, members, parts etc.). These elements continually influence one another (directly or indirectly) to maintain their activity and the existence of the system, to achieve the goal of the system
Data Power	IBM File exchange mechanism with external parties
Independent Power Producer	Is an Independent Power Producer that is a utility who has been given a license to generate power within South Africa borders, but independent of Eskom.

## 4 PROJECT SCOPE STATEMENT OVERVIEW

The project scope statement is the definition of the project – what needs to be accomplished. Define Scope is the process of developing a detailed description of the project and product. The key benefit of this process is that it describes the project, service, or result boundaries by defining which of the requirements collected will be included in and excluded from the project scope.

It also enables the project team to perform more detailed planning, guides the project team's work during execution, and provides the baseline for evaluating whether requests for changes or additional work are contained within or outside the project's boundaries.

The degree and level of detail to which the project scope statement defines what work will be performed and what work is excluded can determine how well the project management team can control the overall project scope. Managing the project scope, in turn, can determine how well the project management team can plan, manage, and control the execution of the project.

### Controlled Disclosure

When downloaded from the document management system, this document is uncontrolled and the responsibility rests with the user to ensure it is in line with the authorised version on the system.

No part of this document may be reproduced without the expressed consent of the copyright holder, Eskom Holdings SOC Ltd, Reg No 2002/015527/30.

	<b>PROCUREMENT REQUEST (RFx)</b> <b>Group Information Technology</b>	<b>Document Identifier</b>	<b>240-76439827</b>	<b>Re v</b>	<b>30</b>
		<b>Effective Date</b>	<b>14 September 2021</b>		
		<b>Review Date</b>	<b>September 2024</b>		

## 5 SOLUTION BACKGROUND AND CONTEXT

The IPP Project, implemented in 2017, was originally requested to make the Portal available for both internal and external stakeholders, but due to infrastructure constraints the Steerco approved a change request for the project to only implement the internal component of the Eskom IPP Portal.

Not doing this has resulted in Eskom not meeting the PPA clause with respect to the Information Exchange Facility that needs to be made available by Eskom.

Furthermore, by not achieving the original scope has resulted in Eskom not realising the main objective of the initial project, i.e., the electronic exchange of information, whereby Eskom has not received the business benefit.

Transmission requires IPPs to provide information to Eskom in accordance with their power purchase agreement. This is currently done via emails. Transmission also needs to provide the IPPs' with information, for example settlements/payments and metering information. Currently done via emails.

## 6 System Lifecycle Consideration

Please provide details regarding the system lifecycle consideration, including the following:

### 6.1 System life cycle – IPP Portal

End User Technology & Tools	Enterprise Applications	Digital & Analytics	Line of Business Applications	End User Technology & Tools	End User Technology & Tools
<b>Business Productivity Tools</b> <ul style="list-style-type: none"> <li>Desktop tools</li> <li>Telephony</li> <li>Video Conferencing</li> <li>Desktop OS</li> <li>Exchange (email)</li> <li>Major changes maintenance impact as it affects majority of the organisation, including training</li> </ul>	<b>Shared Services Applications</b> <ul style="list-style-type: none"> <li>Customer Relationship management (CRM)</li> <li>Enterprise Resource Management (ERM)</li> <li>Human capital Management (HCM)</li> <li>Supply Chain Management (SCM)</li> </ul>	<b>Reporting and Development Tools</b> <ul style="list-style-type: none"> <li>Analytics Center of Excellence provides the necessary platforms</li> <li>Digital Products</li> <li>Analytics</li> <li>DevOps Platform</li> </ul>	<b>Energy, Utility &amp; Customer Services</b> <ul style="list-style-type: none"> <li>Generation (Primary Energy Division, Coal, Nuclear, IPP, Hydro, OCGT)</li> <li>Transmission (system Ops, Grid and Planning)</li> <li>Distribution (Customer Service)</li> </ul>	<b>System Software, Hardware &amp; Technology Tools</b> <ul style="list-style-type: none"> <li>Database</li> <li>Security</li> <li>Networks</li> <li>Monitoring Tools</li> <li>Development Tools</li> <li>Operating Systems</li> <li>Integration Platforms</li> </ul>	<b>System Software, Hardware &amp; Technology Tools</b> <ul style="list-style-type: none"> <li>Database</li> <li>Security</li> <li>Networks</li> <li>Monitoring Tools</li> <li>Development Tools</li> <li>Operating Systems</li> <li>Integration Platforms</li> </ul>
i.e. Systems of Differentiation and Innovation	i.e. Systems of Differentiation and Innovation	i.e. Systems of Differentiation and Innovation	i.e. Systems of Record	Many tied to Systems of Record	Tied to life of plant
<b>Life Cycle</b>					
5 – 7 years	10 -15 years	5 – 7 years	10 -15 years	5 – 10 years	Tied to life of plant
<b>Implementation Period</b>					
1.5 – 3 years (to complete all sites)	Min 2.5 - 4 years	Min 1.5 - 2 years	2 – 3 years	4 years	Tied to life of plant
High impact	High impact	Low impact	Medium impact	High impact	High impact

**Controlled Disclosure**

When downloaded from the document management system, this document is uncontrolled and the responsibility rests with the user to ensure it is in line with the authorised version on the system.

No part of this document may be reproduced without the expressed consent of the copyright holder, Eskom Holdings SOC Ltd, Reg No 2002/015527/30.

	<b>PROCUREMENT REQUEST (RFx)</b> <b>Group Information Technology</b>	<b>Document Identifier</b>	<b>240-76439827</b>	<b>Rev</b>	<b>30</b>
		<b>Effective Date</b>	<b>14 September 2021</b>		
		<b>Review Date</b>	<b>September 2024</b>		

Architecture Information			
<b>Current System:</b>		<b>Full name</b>	<b>Abbreviation</b>
IPP Information Exchange Portal		Independent Power Producer Portal	IPP Portal
Application Description		Classification / Criticality & Roadmap	
<b>Description</b>	This application service is used for onboarding and	<b>Enterprise IT Services Classification</b>	Enterprise Applications
		<b>IT/OT</b>	IT
		<b>Criticality</b>	Business Critical
		<b>System Pace Layer</b>	System of Record (SoR)
		<b>System Strategy/roadmap</b>	Replace (New)
		<b>Cloud candidate</b>	Yes
Contract Information		Lifecycle Status & Dates	
<b>Vendor Details</b>		<b>Standardization status</b>	Standard
<b>Contract number</b>		<b>Last Upgrade (Year)</b>	Before 2015
<b>Contract start date</b>		<b>Standard (start)</b>	Jun 1, 2015
<b>Contract end date</b>		<b>Phase-out phase (start)</b>	Jul 1, 2023
		<b>Phase-out phase (end)</b>	Jun 30, 2024
As-Is		To-Be	
<b>Licence model (As-is)</b>		<b>Licence model (To-be)</b>	
<b>Service model (As-is)</b>	Perpetual	<b>Service model (To-be)</b>	Software as a Service (SaaS)
<b>Deployment model (As-is)</b>	Eskom Managed	<b>Deployment model (To-be)</b>	Private
<b>Cloud hosting location (As-is)</b>	In country - on prem	<b>Cloud hosting location (To-be)</b>	In country - on prem
Implementation Information			
<b>Life Cycle</b>	10-15 yrs	<b>Implementation Period</b>	Min 2.5-4 yrs
Application Version(s)			
<b>Application Version Name</b>	<b>Standardisation Status</b>		
Deployment Information			
<b>Software Name</b>	<b>Standardisation Status</b>		
Microsoft SQL Server 2012	Phased out		
Microsoft SQL Server	Standard		
Microsoft SQL Server Reporting Services (SSRS)	To be phased out		
Microsoft Windows Server OS	Standard		
EA Landscape Information			
<b>Landscape Name</b>	<b>Segment architect</b>		
Personal Productivity and Collaboration	Nelius Jordaan		
Production Operations	Thabo Mongadi		
Organisation Unit (User)			
<b>Organisation Unit Name</b>			
Energy Market Services			
Grid Access for Generators			
Transmission			
Report Generation Date & Time			
2021/05/21			
~ End of Report ~			




### System Life-Cycle Input for RFx Documents

Search by Application

1 app/s

Contract Number

☐ (Blank)



## Controlled Disclosure

When downloaded from the document management system, this document is uncontrolled and the responsibility rests with the user to ensure it is in line with the authorised version on the system.

No part of this document may be reproduced without the expressed consent of the copyright holder, Eskom Holdings SOC Ltd, Reg No 2002/015527/30.

	<b>PROCUREMENT REQUEST (RFx)</b> <b>Group Information Technology</b>	<b>Document Identifier</b>	<b>240-76439827</b>	<b>Re v</b>	<b>30</b>
		<b>Effective Date</b>	<b>14 September 2021</b>		
		<b>Review Date</b>	<b>September 2024</b>		

The latest Eskom standards and life cycle will be adhered to.

The system lifecycle information depicted above provides the details of the IPP portal exchange as a line of business application that is business critical as a system of record, with medium impact to Tx business. The IPP Portal enables exchange of information to/from Eskom in accordance to IPP's power purchase agreement, settlements/payments and metering information. The system is new to the business, as business has been previously using e-mails for exchange of information with IPPs.

The IPP portal system has been a standard application for exchange of information between Eskom and IPPs from 2015 until 2024. The line of business application has 10-15 years life cycle.

The future strategic direction of this application is cloud SaaS deployment model, that can be deployed in country due to sensitivity of contractual information exchanged between IPP and Eskom, furthermore, integration to other Eskom business applications. Formal cloud risk assessment will need to be conducted and submitted to Eskom cloud committee for review.

Furthermore, some of the infrastructure that the application is running on is due to phase out.

## 6.2 Support & Maintenance Period

The Independent Power Producers (IPP) External Portal Solution seeks support and maintenance, including stabilisation, for 2 months.

## 7 OBJECTIVES

### 7.1 Business objectives

#### 7.1.1 Measurable critical success criteria of the business requirement

Transmission objectives as per Transmission Business Plan 2021/22 – 2023/24  
Revision 1:

- Build Transmission Entity brand and reputation
- Achieve a financially sustainable business
- Pursue operational sustainability
- Establish and refine an inclusive electricity market
- Adoption and integration of technology platforms

### Controlled Disclosure

When downloaded from the document management system, this document is uncontrolled and the responsibility rests with the user to ensure it is in line with the authorised version on the system.

No part of this document may be reproduced without the expressed consent of the copyright holder, Eskom Holdings SOC Ltd, Reg No 2002/015527/30.



	<b>PROCUREMENT REQUEST (RFx)</b> <b>Group Information Technology</b>	Document Identifier	240-76439827	Rev	30
		Effective Date	14 September 2021		
		Review Date	September 2024		

### 7.1.2 Tangible Benefits

- **Direct Monetary Benefits / Financial**

(Quantified and valued in financial terms)

Financial Benefits Name	Expected Value	Target Date	KPI	Benefit Owner
<i>Opex cost avoidance( Outage Management coordination)</i>	<i>R 4.1m P/A</i>	<i>31/07/2022</i>	<i>Avoid energy claims by IPPs(R820kfor one day energy claim X 5 energy claims avoided )</i>	<i>EPMD</i>
<i>Man Hour Cost Saving</i>	<i>R 96 000 P/A</i>	<i>31/07/2022</i>	<i>Reduction in manual capturing</i>	<i>EPMD</i>
<b><i>Summary of Financial Benefits</i></b>	<i>R 15,75m</i>	<i>Over period of 3 years</i>		

*\* All benefit information was sourced from the original project business case*

- **Direct Non-Monetary Benefits / Non-financial**

(Quantifiable but difficult to express in financial terms)

Non-Financial Benefits	KPI	Measurement	Target Date	Benefit Owner
<i>Digitised data processing</i>	<i>Reporting accuracy</i>	<i>Reductions in the number of reconciliations and corrections</i>	<i>01/12/2021</i>	<i>Project Sponsor</i>

### Controlled Disclosure

When downloaded from the document management system, this document is uncontrolled and the responsibility rests with the user to ensure it is in line with the authorised version on the system.

No part of this document may be reproduced without the expressed consent of the copyright holder, Eskom Holdings SOC Ltd, Reg No 2002/015527/30.



	<b>PROCUREMENT REQUEST (RFx)</b> <b>Group Information Technology</b>	Document Identifier	240-76439827	Rev	30
		Effective Date	14 September 2021		
		Review Date	September 2024		

### 7.1.3 Intangible Benefits

Non-Financial Benefits
<i>Reduction in customer complaints</i>
<i>Improved organisational image</i>

- Strengthen Eskom's Reputation as the web and graphic design services will assist in producing a well-designed & functional website which can appeal to a diverse audience.
- Establish a web and graphic design competency within either business or Group IT for the ongoing creation of graphical assets and other web elements for use on the site and other Eskom sites.
- Transfer of skills to Eskom internal staff in order to sustain the internal competency.

### Controlled Disclosure

When downloaded from the document management system, this document is uncontrolled and the responsibility rests with the user to ensure it is in line with the authorised version on the system.

No part of this document may be reproduced without the expressed consent of the copyright holder, Eskom Holdings SOC Ltd, Reg No 2002/015527/30.

	<b>PROCUREMENT REQUEST (RFx)</b> <b>Group Information Technology</b>	Document Identifier	240-76439827	Rev	30
		Effective Date	14 September 2021		
		Review Date	September 2024		

## 8 PROJECT REQUIREMENTS

### **IMPORTANT INFORMATION:**

The vendor must carefully consider the following as input to the tender response:

- **Functional requirements**
  - This section provides detail on the functional changes required
- **Project requirements**
  - This section provides detail on expected project delivery deliverables
- **Post go-live Support**
  - This section provides detail on the expected support requirements
- **Minimum qualifying capabilities**
  - This section provides the minimum required capabilities, but not limited, to successfully deliver the project.

**NOTE:** Project will use “**IMPORTANT**” to mark any information of additional importance.

The vendor must provide all necessary resources to complete all activities of the project on time and budget.

Due to certain security restrictions, resources might be required to be in the office at a Megawatt Park to access certain internal applications and servers.

Vendor must always adhere to COVID-19 regulations and accommodate a work from home policy should it still be applicable during the project. Eskom uses Microsoft Teams and outlook as main communication mediums.

### **Controlled Disclosure**

When downloaded from the document management system, this document is uncontrolled and the responsibility rests with the user to ensure it is in line with the authorised version on the system.

No part of this document may be reproduced without the expressed consent of the copyright holder, Eskom Holdings SOC Ltd, Reg No 2002/015527/30.

	<b>PROCUREMENT REQUEST (RFx) Group Information Technology</b>	<b>Document Identifier</b>	<b>240-76439827</b>	<b>Re v</b>	<b>30</b>
		<b>Effective Date</b>	<b>14 September 2021</b>		
		<b>Review Date</b>	<b>September 2024</b>		

## 8.1 Functional Requirements:

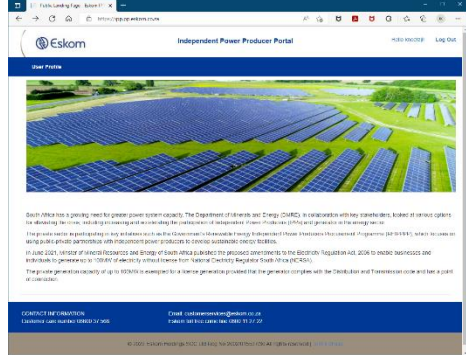
Functional Area	Functional Requirement	Current Environment	Work Requirement	Screen / Wire Frame
Disaster Recovery Environment	<ul style="list-style-type: none"> <li>Set up and test disaster recovery</li> <li>Formalise pre-production environment as a "hot standby"</li> </ul>	<ul style="list-style-type: none"> <li>Can use of Pre-production environment for disaster recovery</li> <li>Disaster recovery servers in place but not configured</li> </ul>	<ol style="list-style-type: none"> <li>Review, assess pre-production environment for "hot standby"</li> <li>Establish process/procedures/environment for pre-production to be a "hot standby"</li> <li>Design &amp; set up disaster recovery environment</li> <li>Compile disaster recovery documentation (as per Eskom templates)</li> <li>Test disaster recovery</li> <li>Update architecture documents and submit to governance for approval</li> <li>Update functional specification document</li> </ol>	N/A
Environment Upgrade	<ul style="list-style-type: none"> <li>Upgrade to Microsoft .NET 6 framework</li> </ul>	<ul style="list-style-type: none"> <li>Microsoft .NET 4.5 framework</li> <li>Windows Server 2019</li> <li>Windows SQL Server 2019</li> </ul>	<ol style="list-style-type: none"> <li>Impact assessment</li> <li>Upgrade / Migrate to .NET 6</li> <li>Modify and recompile applets</li> <li>Test applets end-to-end</li> </ol>	N/A

### Controlled Disclosure

When downloaded from the document management system, this document is uncontrolled and the responsibility rests with the user to ensure it is in line with the authorised version on the system.

No part of this document may be reproduced without the expressed consent of the copyright holder, Eskom Holdings SOC Ltd, Reg No 2002/015527/30.

	<b>PROCUREMENT REQUEST (RFx) Group Information Technology</b>	<b>Document Identifier</b>	<b>240-76439827</b>	<b>Re v</b>	<b>30</b>
		<b>Effective Date</b>	<b>14 September 2021</b>		
		<b>Review Date</b>	<b>September 2024</b>		

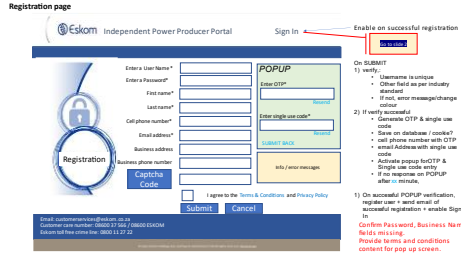
Functional Area	Functional Requirement	Current Environment	Work Requirement	Screen / Wire Frame
		<ul style="list-style-type: none"> <li>DevExpress</li> </ul>	<ol style="list-style-type: none"> <li>Update architecture documents and submit to governance for approval</li> <li>Update functional specification document</li> </ol>	
IPP Portal Menu / Landing Page	<ul style="list-style-type: none"> <li>Adding of additional menu items</li> <li>Enable additional dynamic public info (e.g news items - Bid Window X is open &amp; close on dd/mm/yyyy hh:mm)</li> <li>Modify Login, Password reset and password change screens to be more user friendly with validation messages and error messages.</li> </ul>	<ul style="list-style-type: none"> <li>Written in Visual Studio (MVC) NET 4.5 framework</li> <li>USE CASE done</li> <li>Applet in place</li> </ul>	<ol style="list-style-type: none"> <li>Review USE CASE</li> <li>Modify applet</li> <li>Add new menu items (as per below)</li> <li>Link new menu items to relevant applets</li> <li>Update architecture documents and submit to governance for approval</li> <li>Update functional specification document</li> </ol>	

## Controlled Disclosure

When downloaded from the document management system, this document is uncontrolled and the responsibility rests with the user to ensure it is in line with the authorised version on the system.

No part of this document may be reproduced without the expressed consent of the copyright holder, Eskom Holdings SOC Ltd, Reg No 2002/015527/30.

	<b>PROCUREMENT REQUEST (RFx) Group Information Technology</b>	<b>Document Identifier</b>	<b>240-76439827</b>	<b>Re v</b>	<b>30</b>
		<b>Effective Date</b>	<b>14 September 2021</b>		
		<b>Review Date</b>	<b>September 2024</b>		

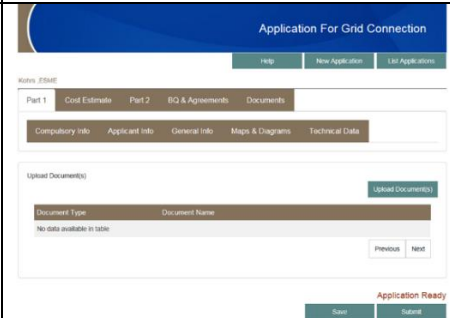
Functional Area	Functional Requirement	Current Environment	Work Requirement	Screen / Wire Frame
USER MANAGEMENT	<ul style="list-style-type: none"> <li>Enhance to the user management module to be more user friendly (e.g., list views, search functionality, Validation Messages, general user-friendly screen enhancements)</li> </ul>	<ul style="list-style-type: none"> <li>Written in Visual Studio (MVC) NET 4.5 framework</li> <li>USE CASE done</li> <li>Basic applet in place</li> </ul>	<ol style="list-style-type: none"> <li>Review USE CASE</li> <li>Modify applet</li> <li>Test applet end-to-end, including current functionality</li> <li>Update architecture documents and submit to governance for approval</li> <li>Update functional specification document</li> </ol>	
APPLETS enhancements	<ul style="list-style-type: none"> <li>Capability to record when (date &amp; time) &amp; duration of user access to applets</li> <li>Ability to view the information related to user access of applets.</li> <li>Handling of exceptions/error (e.g. source system unavailable)</li> <li>Updating of components newer software version</li> </ul>	<ul style="list-style-type: none"> <li>Applets written in Visual Studio (Grid Control/MVC)</li> <li>Integration to relevant system (i.e., CC&amp;I, CC&amp;B, THEMIS) via Data Power and Oracle Fusion messages in place</li> <li>Applets in place or developed</li> <li>Some capability not in place</li> </ul>	<ol style="list-style-type: none"> <li>Create USE CASE(s)</li> <li>Create required database tables</li> <li>Design, develop and test applet.</li> <li>Add menu item &amp; link to applet in the menu</li> <li>Modify roles &amp; services/applets associated with roles</li> <li>Modify applets (existing &amp; below) to include this capability</li> <li>Test applets end-to-end</li> <li>Design, develop and test applet to view user access of applets information using Visual Studio (Web Forms or MVC)</li> <li>Update and test integration path/point.</li> </ol>	N/A

### Controlled Disclosure

When downloaded from the document management system, this document is uncontrolled and the responsibility rests with the user to ensure it is in line with the authorised version on the system.

No part of this document may be reproduced without the expressed consent of the copyright holder, Eskom Holdings SOC Ltd, Reg No 2002/015527/30.

	<b>PROCUREMENT REQUEST (RFx) Group Information Technology</b>	Document Identifier	240-76439827	Rev	30
		Effective Date	14 September 2021		
		Review Date	September 2024		

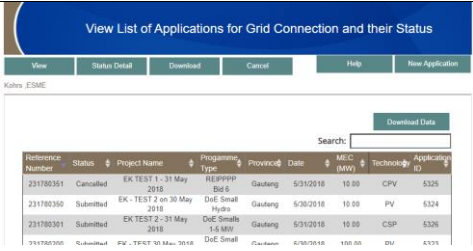
Functional Area	Functional Requirement	Current Environment	Work Requirement	Screen / Wire Frame
	(e.g. graphs, list views) <ul style="list-style-type: none"> <li>Implement bootstrap of applets for scalability on multiple devices</li> <li>Modification of changed functionality</li> </ul>		10. Document the end-to-end integration on Eskom templates and submit to governance for approval. 11. Update architecture documents and submit to governance for approval 12. Update functional specification document	
APPLICATION FOR GRID CONNECTION	<ul style="list-style-type: none"> <li>The Operating unit, zone, Sector and Customer Network Centre fields must not be visible to external IPP users.</li> <li>Implement the rules that convert the IPP supplied information into the Operating Unit, Sector and Customer Network Centre values to be provided to the integration message</li> </ul>	<ul style="list-style-type: none"> <li>Written in Visual Studio (MVC)</li> <li>USE CASE done</li> <li>To confirm Integration with CC&amp;I via Oracle Fusion message in place</li> <li>Interface to SharePoint document library</li> <li>Information stored in IPP Portal database</li> <li>Links to other applets:               <ul style="list-style-type: none"> <li>LIST OF APPLICATIONS</li> </ul> </li> </ul>	1. Determine business rules 2. What information does IPP need to provide 3. Conversion rules to Operating Unit, Sector and Customer Network Centre values 4. Review USE CASE 5. Change document library to interface to OpenText ( <i>Refer to "App4G-Documents" Presentation</i> ) 6. Modify applet 7. Add menu item & link to applet in the menu 8. Update and test integration path/point.	

### Controlled Disclosure

When downloaded from the document management system, this document is uncontrolled and the responsibility rests with the user to ensure it is in line with the authorised version on the system.

No part of this document may be reproduced without the expressed consent of the copyright holder, Eskom Holdings SOC Ltd, Reg No 2002/015527/30.

	<b>PROCUREMENT REQUEST (RFx) Group Information Technology</b>	<b>Document Identifier</b>	<b>240-76439827</b>	<b>Rev</b>	<b>30</b>
		<b>Effective Date</b>	<b>14 September 2021</b>		
		<b>Review Date</b>	<b>September 2024</b>		

Functional Area	Functional Requirement	Current Environment	Work Requirement	Screen / Wire Frame
			9. Document the end-to -end integration on Eskom templates and submit to governance for approval. 10. Test applet end-to-end 11. Update architecture documents and submit to governance for approval 12. Update functional specification document	
LIST OF APPLICATIONS	<ul style="list-style-type: none"> <li>Ability to download an application to an PDF file</li> </ul>	<ul style="list-style-type: none"> <li>Written in Visual Studio (MVC)</li> <li>Using SSRS to create PDF file of Application for Grid Connection</li> <li>To confirm Integration with CC&amp;I via Oracle Fusion message in place</li> <li>Capability was de-activate as Data Power message not in place.</li> </ul>	1. Review USE CASE 2. Modify applet 3. Modify applet Refer to “App4G- Documents” Presentation 4. Test applet end-to-end 5. Add menu item & link to applet in the menu 6. Update architecture documents and submit to governance for approval 7. Update functional specification document	

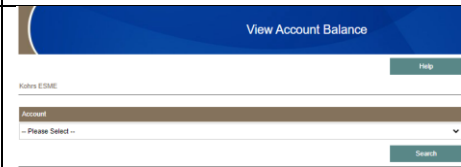
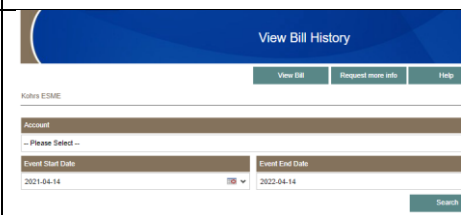
### Controlled Disclosure

When downloaded from the document management system, this document is uncontrolled and the responsibility rests with the user to ensure it is in line with the authorised version on the system.

No part of this document may be reproduced without the expressed consent of the copyright holder, Eskom Holdings SOC Ltd, Reg No 2002/015527/30.



	<b>PROCUREMENT REQUEST (RFx) Group Information Technology</b>	<b>Document Identifier</b>	<b>240-76439827</b>	<b>Re v</b>	<b>30</b>
		<b>Effective Date</b>	<b>14 September 2021</b>		
		<b>Review Date</b>	<b>September 2024</b>		

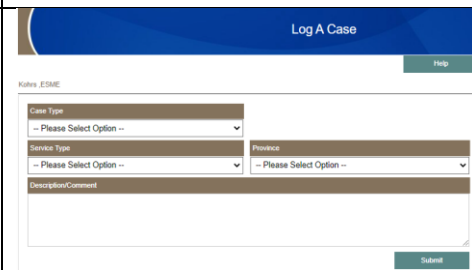
Functional Area	Functional Requirement	Current Environment	Work Requirement	Screen / Wire Frame
VIEW ACCOUNT BALANCE	<ul style="list-style-type: none"> <li>Modify integration messages to cater for Data Power</li> </ul>	<ul style="list-style-type: none"> <li>Written in Visual Studio (Web Forms) NET 4.5 framework</li> <li>To confirm Integration message to CC&amp;B via Oracle Fusion in place, however documentation is not available</li> <li>Applet de-activated due to integration message via Data Power not being available</li> </ul>	<ol style="list-style-type: none"> <li>Review USE CASE</li> <li>Modify applet</li> <li>Reserve engineer integration message, include Data Power message</li> <li>Update and test integration path/point.</li> <li>Document the end-to -end integration on Eskom templates and submit to governance for approval.</li> <li>Test applet end-to-end</li> <li>Update architecture documents and submit to governance for approval</li> <li>Update functional specification document</li> </ol>	
VIEW BILL HISTORY	<ul style="list-style-type: none"> <li>Modify integration messages to cater for Data Power</li> </ul>	<ul style="list-style-type: none"> <li>Written in Visual Studio (Web Forms) NET 4.5 framework</li> <li>Applet de-activated due to integration message via Data Power not being available</li> <li>To confirm Integration message to CC&amp;B via Oracle Fusion in place, however documentation is not available</li> </ul>	<ol style="list-style-type: none"> <li>Review USE CASE</li> <li>Modify applet</li> <li>Reserve engineer integration message, include Data Power Message</li> <li>Update and test integration path/point.</li> <li>Document the end-to -end integration on Eskom templates</li> </ol>	

### Controlled Disclosure

When downloaded from the document management system, this document is uncontrolled and the responsibility rests with the user to ensure it is in line with the authorised version on the system.

No part of this document may be reproduced without the expressed consent of the copyright holder, Eskom Holdings SOC Ltd, Reg No 2002/015527/30.

	<b>PROCUREMENT REQUEST (RFx) Group Information Technology</b>	Document Identifier	240-76439827	Rev	30
		Effective Date	14 September 2021		
		Review Date	September 2024		

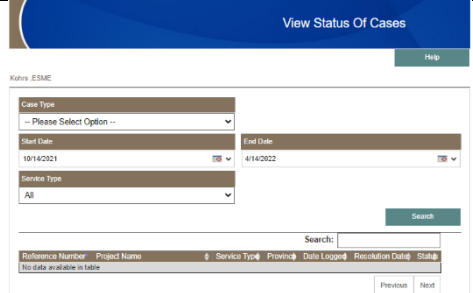
Functional Area	Functional Requirement	Current Environment	Work Requirement	Screen / Wire Frame
			and submit to governance for approval. 6. Test applet end-to-end 7. Update architecture documents and submit to governance for approval 8. Update functional specification document	
LOG A CASE	<ul style="list-style-type: none"> <li>Modify integration messages to cater for Data Power</li> </ul>	<ul style="list-style-type: none"> <li>Written in Visual Studio (MVC) NET 4.5 framework</li> <li>Applet de-activated due to integration message via Data Power not being available</li> <li>To confirm Integration message to CC&amp;B in place</li> </ul>	1. Review USE CASE 2. Modify applet 3. Add menu item & link to applet in the menu 4. Update and test integration path/point. 5. Document the end-to -end integration on Eskom templates and submit to governance for approval. 6. Test applet end-to-end 7. Update architecture documents and submit to governance for approval 8. Update functional specification document	

### Controlled Disclosure

When downloaded from the document management system, this document is uncontrolled and the responsibility rests with the user to ensure it is in line with the authorised version on the system.

No part of this document may be reproduced without the expressed consent of the copyright holder, Eskom Holdings SOC Ltd, Reg No 2002/015527/30.

	<b>PROCUREMENT REQUEST (RFx)</b> <b>Group Information Technology</b>	<b>Document Identifier</b>	<b>240-76439827</b>	<b>Re v</b>	<b>30</b>
		<b>Effective Date</b>	<b>14 September 2021</b>		
		<b>Review Date</b>	<b>September 2024</b>		

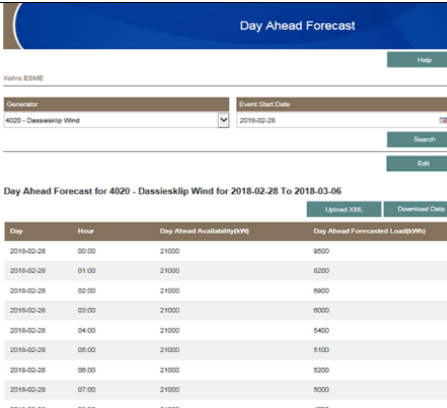
Functional Area	Functional Requirement	Current Environment	Work Requirement	Screen / Wire Frame
VIEW CASE LIST	<ul style="list-style-type: none"> <li>Modify integration messages to cater for Data Power</li> </ul>	<ul style="list-style-type: none"> <li>Written in Visual Studio (MVC) NET 4.5 framework</li> <li>Applet de-activated due to integration message via Data Power not being available</li> <li>To confirm Integration message to CC&amp;B in place</li> </ul>	<ol style="list-style-type: none"> <li>Review USE CASE</li> <li>Modify applet</li> <li>Add menu item &amp; link to applet in the menu</li> <li>Update and test integration path/point.</li> <li>Document the end-to -end integration on Eskom templates and submit to governance for approval.</li> <li>Test applet end-to-end</li> <li>Update architecture documents and submit to governance for approval</li> <li>Update functional specification document</li> </ol>	

### Controlled Disclosure

When downloaded from the document management system, this document is uncontrolled and the responsibility rests with the user to ensure it is in line with the authorised version on the system.

No part of this document may be reproduced without the expressed consent of the copyright holder, Eskom Holdings SOC Ltd, Reg No 2002/015527/30.

	<b>PROCUREMENT REQUEST (RFx) Group Information Technology</b>	Document Identifier	240-76439827	Rev	30
		Effective Date	14 September 2021		
		Review Date	September 2024		

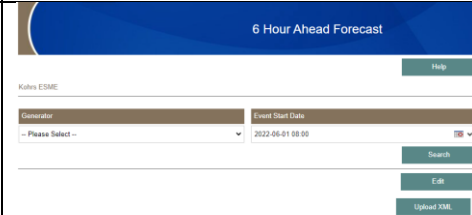
Functional Area	Functional Requirement	Current Environment	Work Requirement	Screen / Wire Frame																																								
IPP DAY AHEAD FORECAST	<ul style="list-style-type: none"><li>Ability for the IPP user to capture the IPP Day ahead forecast for up to seven days (currently the user can edit only one day forecast at a time).</li><li>Ability for the IPP user to copy data from a previous forecast and edit it (currently the user cannot do this).</li><li>Ability for the IPP user to edit the data of the uploaded XML file and submit the changes. (Currently the XML file can be used to populate the application/screen, but it first needs to be saved (submit) before the data can be retrieved for</li></ul>	<ul style="list-style-type: none"><li>Written in Visual Studio (Web Forms) NET 4.5 framework</li><li>USE CASE done</li><li>Only information for one day can be captures</li><li>To confirm Integration with THEMIS via Oracle Fusion message in place</li><li>IPP Portal database contain GENERATOR information</li></ul>	<ol style="list-style-type: none"><li>Review USE CASE</li><li>Modify applet</li><li>Add menu item &amp; link to applet in the menu</li><li>Update and test integration path/point.</li><li>Document the end-to -end integration on Eskom templates and submit to governance for approval.</li><li>Test applet end-to-end</li><li>Update architecture documents and submit to governance for approval</li><li>Update functional specification document</li></ol>	 <table><thead><tr><th>Day</th><th>Hour</th><th>Day Ahead Availability(MW)</th><th>Day Ahead Forecasted Load(MW)</th></tr></thead><tbody><tr><td>2018-02-28</td><td>00:00</td><td>21000</td><td>8000</td></tr><tr><td>2018-02-28</td><td>01:00</td><td>21000</td><td>8200</td></tr><tr><td>2018-02-28</td><td>02:00</td><td>21000</td><td>8600</td></tr><tr><td>2018-02-28</td><td>03:00</td><td>21000</td><td>9000</td></tr><tr><td>2018-02-28</td><td>04:00</td><td>21000</td><td>9400</td></tr><tr><td>2018-02-28</td><td>05:00</td><td>21000</td><td>9100</td></tr><tr><td>2018-02-28</td><td>06:00</td><td>21000</td><td>8200</td></tr><tr><td>2018-02-28</td><td>07:00</td><td>21000</td><td>5000</td></tr><tr><td colspan="2">TOTAL (2017-18)</td><td>180 (2017-18)</td><td>14,500 MW</td></tr></tbody></table>	Day	Hour	Day Ahead Availability(MW)	Day Ahead Forecasted Load(MW)	2018-02-28	00:00	21000	8000	2018-02-28	01:00	21000	8200	2018-02-28	02:00	21000	8600	2018-02-28	03:00	21000	9000	2018-02-28	04:00	21000	9400	2018-02-28	05:00	21000	9100	2018-02-28	06:00	21000	8200	2018-02-28	07:00	21000	5000	TOTAL (2017-18)		180 (2017-18)	14,500 MW
Day	Hour	Day Ahead Availability(MW)	Day Ahead Forecasted Load(MW)																																									
2018-02-28	00:00	21000	8000																																									
2018-02-28	01:00	21000	8200																																									
2018-02-28	02:00	21000	8600																																									
2018-02-28	03:00	21000	9000																																									
2018-02-28	04:00	21000	9400																																									
2018-02-28	05:00	21000	9100																																									
2018-02-28	06:00	21000	8200																																									
2018-02-28	07:00	21000	5000																																									
TOTAL (2017-18)		180 (2017-18)	14,500 MW																																									

### Controlled Disclosure

When downloaded from the document management system, this document is uncontrolled and the responsibility rests with the user to ensure it is in line with the authorised version on the system.

No part of this document may be reproduced without the expressed consent of the copyright holder, Eskom Holdings SOC Ltd, Reg No 2002/015527/30.

	<b>PROCUREMENT REQUEST (RFx) Group Information Technology</b>	Document Identifier	240-76439827	Re v	30
		Effective Date	14 September 2021		
		Review Date	September 2024		

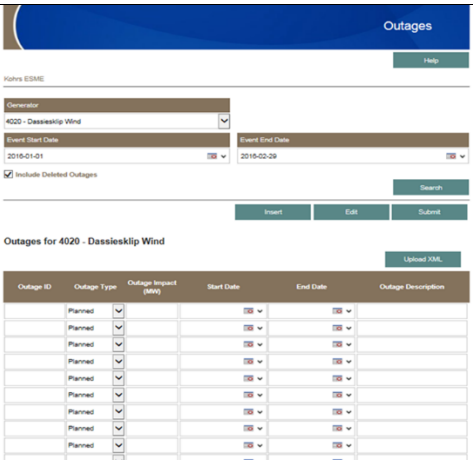
Functional Area	Functional Requirement	Current Environment	Work Requirement	Screen / Wire Frame
	editing and then resubmitted.) <ul style="list-style-type: none"> <li>Ability to (de)activate “EDIT” &amp; “Upload XML” depending of the user role associated with IPP.</li> </ul>			
6 HOUR AHEAD FORECAST	<ul style="list-style-type: none"> <li>Ability to (de)activate “EDIT” &amp; “Upload XML” depending of the user role associated with IPP.</li> </ul>	<ul style="list-style-type: none"> <li>Written in Visual Studio (Web Forms) NET 4.5 framework</li> <li>USE CASE done</li> <li>Only information for one day can be captures</li> <li>To confirm Integration with THEMIS via Oracle Fusion message in place</li> <li>IPP Portal database contain GENERATOR information</li> </ul>	<ol style="list-style-type: none"> <li>Review USE CASE</li> <li>Modify applet</li> <li>Add menu item &amp; link to applet in the menu</li> <li>Update and test integration path/point.</li> <li>Document the end-to -end integration on Eskom templates and submit to governance for approval.</li> <li>Test applet end-to-end</li> <li>Update architecture documents and submit to governance for approval</li> <li>Update functional specification document</li> </ol>	

### Controlled Disclosure

When downloaded from the document management system, this document is uncontrolled and the responsibility rests with the user to ensure it is in line with the authorised version on the system.

No part of this document may be reproduced without the expressed consent of the copyright holder, Eskom Holdings SOC Ltd, Reg No 2002/015527/30.

	<b>PROCUREMENT REQUEST (RFx)</b> <b>Group Information Technology</b>	<b>Document Identifier</b>	<b>240-76439827</b>	<b>Re v</b>	<b>30</b>
		<b>Effective Date</b>	<b>14 September 2021</b>		
		<b>Review Date</b>	<b>September 2024</b>		

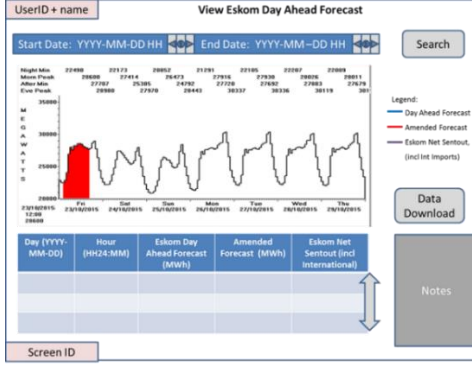
Functional Area	Functional Requirement	Current Environment	Work Requirement	Screen / Wire Frame
IPP OUTAGE	<ul style="list-style-type: none"> <li>Ability for Central Dispatchable Generator to capture the IPP outages and send it to Eskom (Modify existing IPP outages application to accommodate Central Dispatchable Generators)</li> <li>Ability to (de)activate "EDIT" &amp; "Upload XML" depending of the user role associated with IPP.</li> </ul>	<ul style="list-style-type: none"> <li>Written in Visual Studio (Web Forms) NET 4.5 framework</li> <li>USE CASE done</li> <li>To confirm Integration with THEMIS via Oracle Fusion message in place</li> <li>IPP Portal database contain GENERATOR &amp; UNIT information</li> <li>Only one month data can be displayed</li> </ul>	<ol style="list-style-type: none"> <li>Review USE CASE</li> <li>Modify applet</li> <li>Add menu item &amp; link to applet in the menu</li> <li>Update and test integration path/point.</li> <li>Document the end-to -end integration on Eskom templates and submit to governance for approval.</li> <li>Test applet end-to-end</li> <li>Update architecture documents and submit to governance for approval</li> <li>Update functional specification document</li> </ol>	

### Controlled Disclosure

When downloaded from the document management system, this document is uncontrolled and the responsibility rests with the user to ensure it is in line with the authorised version on the system.

No part of this document may be reproduced without the expressed consent of the copyright holder, Eskom Holdings SOC Ltd, Reg No 2002/015527/30.

	<b>PROCUREMENT REQUEST (RFx) Group Information Technology</b>	<b>Document Identifier</b>	<b>240-76439827</b>	<b>Re v</b>	<b>30</b>
		<b>Effective Date</b>	<b>14 September 2021</b>		
		<b>Review Date</b>	<b>September 2024</b>		

Functional Area	Functional Requirement	Current Environment	Work Requirement	Screen / Wire Frame
ESKOM LOAD FORECAST	<ul style="list-style-type: none"> <li>Ability to display information about Eskom's Load Forecast (short term hourly values for 1 week) - Total, not residual value</li> </ul>	<ul style="list-style-type: none"> <li>No Applet in place</li> <li>USE CASE done</li> </ul>	<ol style="list-style-type: none"> <li>Review USE CASE</li> <li>Design, develop and end-to-end test applet using Visual Studio (Web Forms or MVC) + DevExpress</li> <li>Add menu item &amp; link to applet in the menu</li> <li>Modify roles &amp; services/applets associated with roles</li> <li>Ensure modification to Web Service on THEMIS</li> <li>Update and test integration path/point.</li> <li>Document the end-to -end integration on Eskom templates and submit to governance for approval.</li> <li>Test applet end-to-end</li> <li>Update architecture documents and submit to governance for approval</li> <li>Update functional specification document</li> </ol>	

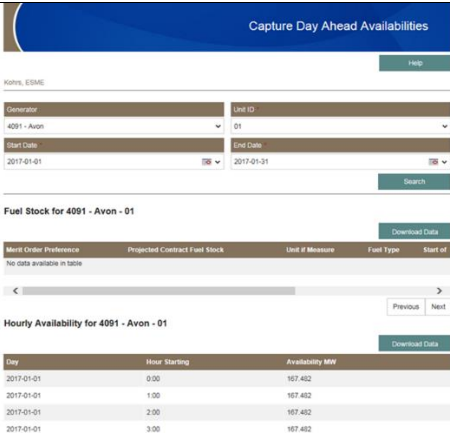
### Controlled Disclosure

When downloaded from the document management system, this document is uncontrolled and the responsibility rests with the user to ensure it is in line with the authorised version on the system.

No part of this document may be reproduced without the expressed consent of the copyright holder, Eskom Holdings SOC Ltd, Reg No 2002/015527/30.



	<b>PROCUREMENT REQUEST (RFx) Group Information Technology</b>	<b>Document Identifier</b>	<b>240-76439827</b>	<b>Re v</b>	<b>30</b>
		<b>Effective Date</b>	<b>14 September 2021</b>		
		<b>Review Date</b>	<b>September 2024</b>		

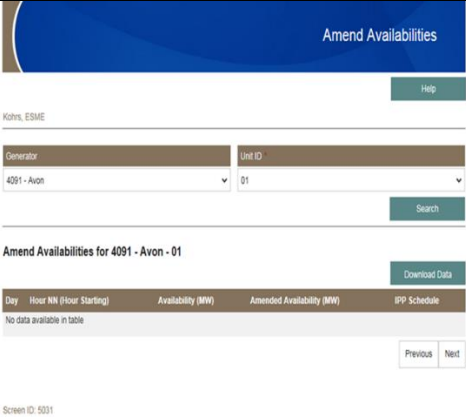
Functional Area	Functional Requirement	Current Environment	Work Requirement	Screen / Wire Frame
IPP DAY AHEAD AVAILABILITIES	<ul style="list-style-type: none"> <li>Ability for the IPP user to capture, edit, add and change the IPP Day Ahead Availabilities up to 7 days ahead</li> <li>Ability for the IPP user to upload the XML File containing the Day Ahead Availabilities.</li> <li>Ability for the IPP user to edit the data in the uploaded XML file.</li> <li>Ability for the IPP user to copy the data from the previous set of current availabilities data and then edit the data</li> <li>Ability to (de)activate "EDIT" &amp; "Upload XML" depending of</li> </ul>	<ul style="list-style-type: none"> <li>Written in Visual Studio (MVC) NET 4.5 framework</li> <li>USE CASE done</li> <li>To confirm Integration with THEMIS via Oracle Fusion message in place</li> <li>IPP Portal database contain GENERATOR &amp; UNIT information</li> <li>Applet developed, not implemented.</li> </ul>	<ol style="list-style-type: none"> <li>Review USE CASE</li> <li>Modify applet</li> <li>Add menu item and link to applet in the menu</li> <li>Update and test integration path/point.</li> <li>Document the end-to -end integration on Eskom templates and submit to governance for approval.</li> <li>Test applet end-to-end</li> <li>Update architecture documents and submit to governance for approval</li> <li>Update functional specification document</li> </ol>	

### Controlled Disclosure

When downloaded from the document management system, this document is uncontrolled and the responsibility rests with the user to ensure it is in line with the authorised version on the system.

No part of this document may be reproduced without the expressed consent of the copyright holder, Eskom Holdings SOC Ltd, Reg No 2002/015527/30.

	<b>PROCUREMENT REQUEST (RFx)</b> <b>Group Information Technology</b>	Document Identifier	240-76439827	Rev	30
		Effective Date	14 September 2021		
		Review Date	September 2024		

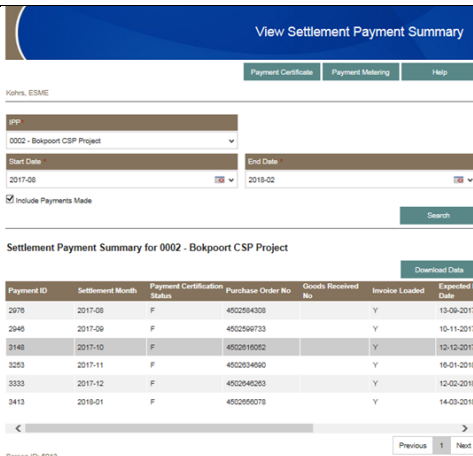
Functional Area	Functional Requirement	Current Environment	Work Requirement	Screen / Wire Frame
	the user role associated with IPP.			
IPP AMENDED AVAILABILITIES	<ul style="list-style-type: none"> <li>Ability for the Peaker user to capture, edit, add and change the Day Ahead Availabilities data.</li> <li>Ability for the Peaker user to upload XML File containing the Day Ahead Availabilities.</li> <li>Ability for the IPP user to edit the data in the uploaded XML file.</li> <li>Ability to (de)activate "EDIT" &amp; "Upload XML" depending of the user role associated with IPP.</li> </ul>	<ul style="list-style-type: none"> <li>Written in Visual Studio (MVC) NET 4.5 framework</li> <li>USE CASE done</li> <li>To confirm Integration with THEMIS via Oracle Fusion message in place</li> <li>IPP Portal database contain GENERATOR &amp; UNIT information</li> <li>Applet developed, not implemented.</li> </ul>	<ol style="list-style-type: none"> <li>Review USE CASE</li> <li>Modify applet</li> <li>Add menu item and link to applet in the menu</li> <li>Update and test integration path/point.</li> <li>Document the end-to -end integration on Eskom templates and submit to governance for approval.</li> <li>Test applet end-to-end</li> <li>Update architecture documents and submit to governance for approval</li> <li>Update functional specification document</li> </ol>	

### Controlled Disclosure

When downloaded from the document management system, this document is uncontrolled and the responsibility rests with the user to ensure it is in line with the authorised version on the system.

No part of this document may be reproduced without the expressed consent of the copyright holder, Eskom Holdings SOC Ltd, Reg No 2002/015527/30.

	<b>PROCUREMENT REQUEST (RFx)</b> <b>Group Information Technology</b>	<b>Document Identifier</b>	<b>240-76439827</b>	<b>Re v</b>	<b>30</b>
		<b>Effective Date</b>	<b>14 September 2021</b>		
		<b>Review Date</b>	<b>September 2024</b>		

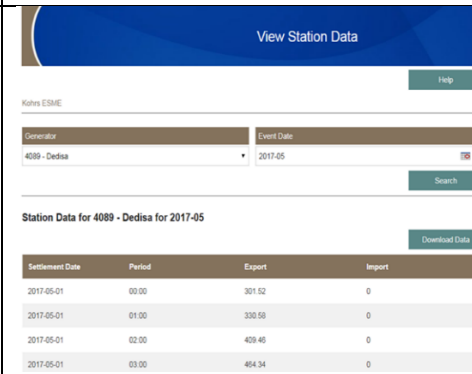
Functional Area	Functional Requirement	Current Environment	Work Requirement	Screen / Wire Frame																																																	
SETTLEMENT PAYMENT SUMMARY	<ul style="list-style-type: none"><li>• Enable for Central Dispatchable Generators to view their settlement payments. Currently only enabled for Self-Dispatchable Generators.</li><li>• Add Generator name to Payment Certificate</li><li>• Modify / Create new PDF report for Payment Certificate</li></ul>	<ul style="list-style-type: none"><li>• Written in Visual Studio (MVC) NET 4.5 framework</li><li>• USE CASE done</li><li>• To confirm Integration with THEMIS via Oracle Fusion message in place</li><li>• IPP Portal database contain GENERATOR &amp; UNIT information</li><li>• Applet developed, not implemented.</li></ul>	<ol style="list-style-type: none"><li>1. Review USE CASE</li><li>2. Modify applet</li><li>3. Add menu item and link to applet in the menu</li><li>4. Update and test integration path/point.</li><li>5. Document the end-to-end integration on Eskom templates and submit to governance for approval.</li><li>6. Test applet end-to-end</li><li>7. Update architecture documents and submit to governance for approval</li><li>8. Update functional specification document</li></ol>	 <table><caption>Settlement Payment Summary for 0002 - Bokpoort CSP Project</caption><thead><tr><th>Payment ID</th><th>Settlement Month</th><th>Payment Certification Status</th><th>Purchase Order No</th><th>Goods Received No</th><th>Invoice Loaded</th><th>Expected T Date</th></tr></thead><tbody><tr><td>2976</td><td>2017-08</td><td>F</td><td>4502584308</td><td></td><td>Y</td><td>13-09-2017</td></tr><tr><td>2946</td><td>2017-09</td><td>F</td><td>4502590733</td><td></td><td>Y</td><td>10-11-2017</td></tr><tr><td>3148</td><td>2017-10</td><td>F</td><td>4502618062</td><td></td><td>Y</td><td>12-12-2017</td></tr><tr><td>3283</td><td>2017-11</td><td>F</td><td>4502634690</td><td></td><td>Y</td><td>16-01-2018</td></tr><tr><td>3333</td><td>2017-12</td><td>F</td><td>4502646263</td><td></td><td>Y</td><td>12-02-2018</td></tr><tr><td>3413</td><td>2018-01</td><td>F</td><td>4502666078</td><td></td><td>Y</td><td>14-03-2018</td></tr></tbody></table>	Payment ID	Settlement Month	Payment Certification Status	Purchase Order No	Goods Received No	Invoice Loaded	Expected T Date	2976	2017-08	F	4502584308		Y	13-09-2017	2946	2017-09	F	4502590733		Y	10-11-2017	3148	2017-10	F	4502618062		Y	12-12-2017	3283	2017-11	F	4502634690		Y	16-01-2018	3333	2017-12	F	4502646263		Y	12-02-2018	3413	2018-01	F	4502666078		Y	14-03-2018
Payment ID	Settlement Month	Payment Certification Status	Purchase Order No	Goods Received No	Invoice Loaded	Expected T Date																																															
2976	2017-08	F	4502584308		Y	13-09-2017																																															
2946	2017-09	F	4502590733		Y	10-11-2017																																															
3148	2017-10	F	4502618062		Y	12-12-2017																																															
3283	2017-11	F	4502634690		Y	16-01-2018																																															
3333	2017-12	F	4502646263		Y	12-02-2018																																															
3413	2018-01	F	4502666078		Y	14-03-2018																																															

### Controlled Disclosure

When downloaded from the document management system, this document is uncontrolled and the responsibility rests with the user to ensure it is in line with the authorised version on the system.

No part of this document may be reproduced without the expressed consent of the copyright holder, Eskom Holdings SOC Ltd, Reg No 2002/015527/30.

	<b>PROCUREMENT REQUEST (RFx) Group Information Technology</b>	Document Identifier	240-76439827	Rev	30
		Effective Date	14 September 2021		
		Review Date	September 2024		

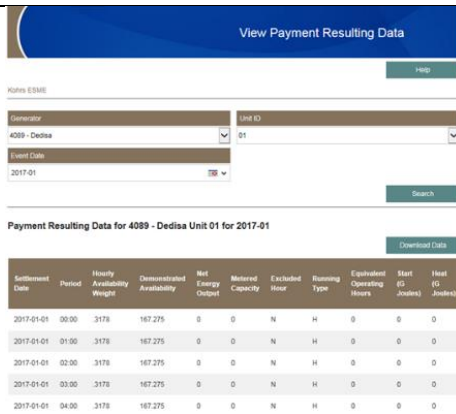
Functional Area	Functional Requirement	Current Environment	Work Requirement	Screen / Wire Frame
STATION DATA FOR PEAKERS (View)	<ul style="list-style-type: none"> <li>Enable Data Power on integration</li> </ul>	<ul style="list-style-type: none"> <li>Written in Visual Studio (MVC) NET 4.5 framework</li> <li>To confirm Integration with THEMIS via Oracle Fusion message in place</li> <li>IPP Portal database contain GENERATOR information</li> <li>Only one month's data can be displayed</li> <li>USE CASE done</li> <li>Applet developed, not implemented.</li> </ul>	<ol style="list-style-type: none"> <li>Review USE CASE</li> <li>Modify applet</li> <li>Add menu item and link to applet in the menu</li> <li>Update and test integration path/point.</li> <li>Document the end-to -end integration on Eskom templates and submit to governance for approval.</li> <li>Test applet end-to-end</li> <li>Update architecture documents and submit to governance for approval</li> <li>Update functional specification document</li> </ol>	

### Controlled Disclosure

When downloaded from the document management system, this document is uncontrolled and the responsibility rests with the user to ensure it is in line with the authorised version on the system.

No part of this document may be reproduced without the expressed consent of the copyright holder, Eskom Holdings SOC Ltd, Reg No 2002/015527/30.

	<b>PROCUREMENT REQUEST (RFx) Group Information Technology</b>	<b>Document Identifier</b>	<b>240-76439827</b>	<b>Re v</b>	<b>30</b>
		<b>Effective Date</b>	<b>14 September 2021</b>		
		<b>Review Date</b>	<b>September 2024</b>		

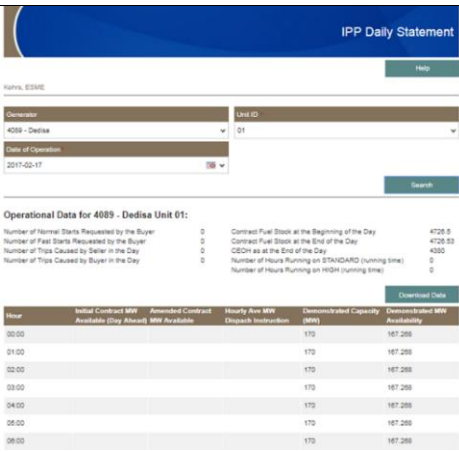
Functional Area	Functional Requirement	Current Environment	Work Requirement	Screen / Wire Frame
PAYMENT RESULTING DATA (View)	<ul style="list-style-type: none"> <li>Enable Data Power on integration</li> </ul>	<ul style="list-style-type: none"> <li>Written in Visual Studio (Web Forms) NET 4.5 framework</li> <li>To confirm Integration with THEMIS via Oracle Fusion message in place</li> <li>IPP Portal database contain GENERATOR information</li> <li>Only one month's data can be displayed</li> <li>USE CASE done</li> <li>Applet developed, not implemented.</li> </ul>	<ol style="list-style-type: none"> <li>Review USE CASE</li> <li>Modify applet</li> <li>Add menu item and link to applet in the menu</li> <li>Update and test integration path/point.</li> <li>Document the end-to -end integration on Eskom templates and submit to governance for approval.</li> <li>Test applet end-to-end</li> <li>Update architecture documents and submit to governance for approval</li> <li>Update functional specification document</li> </ol>	

### Controlled Disclosure

When downloaded from the document management system, this document is uncontrolled and the responsibility rests with the user to ensure it is in line with the authorised version on the system.

No part of this document may be reproduced without the expressed consent of the copyright holder, Eskom Holdings SOC Ltd, Reg No 2002/015527/30.

	<b>PROCUREMENT REQUEST (RFx)</b> <b>Group Information Technology</b>	<b>Document Identifier</b>	<b>240-76439827</b>	<b>Re v</b>	<b>30</b>
		<b>Effective Date</b>	<b>14 September 2021</b>		
		<b>Review Date</b>	<b>September 2024</b>		


Functional Area	Functional Requirement	Current Environment	Work Requirement	Screen / Wire Frame
IPP DAILY STATEMENT	<ul style="list-style-type: none"> <li>Ability for the IPP user to capture, edit, add and change the IPP Daily Statement (<i>Dispatch instruction portion should only show System Operator instructions, but IPP should be able to acknowledge</i>)</li> <li>Ability for the IPP user to upload a file containing the Daily Statement.</li> <li>Ability for the IPP user to edit the data in the uploaded a file.</li> <li>Ability for the IPP user to copy the data from the previous set of current daily statement data and then edit the data</li> </ul>	<ul style="list-style-type: none"> <li>Written in Visual Studio (MVC) NET 4.5 framework</li> <li>USE CASE done</li> <li>To confirm Integration with THEMIS via Oracle Fusion message in place</li> <li>GENERATOR &amp; UNIT information stored in IPP Portal database</li> <li>Applet developed for view capability, not implemented</li> </ul>	<ol style="list-style-type: none"> <li>Review USE CASE</li> <li>Modify applet</li> <li>Define “upload” file format, e.g. XML, JSON</li> <li>Ensure modification to Web Service on THEMIS</li> <li>Add menu item and link to applet in the menu</li> <li>Update and test integration path/point.</li> <li>Document the end-to -end integration on Eskom templates and submit to governance for approval.</li> <li>Test applet end-to-end</li> <li>Update architecture documents and submit to governance for approval</li> <li>Update functional specification document</li> <li>Update functional specification document</li> </ol>	

### Controlled Disclosure

When downloaded from the document management system, this document is uncontrolled and the responsibility rests with the user to ensure it is in line with the authorised version on the system.

No part of this document may be reproduced without the expressed consent of the copyright holder, Eskom Holdings SOC Ltd, Reg No 2002/015527/30.

	<b>PROCUREMENT REQUEST (RFx) Group Information Technology</b>	<b>Document Identifier</b>	<b>240-76439827</b>	<b>Re v</b>	<b>30</b>
		<b>Effective Date</b>	<b>14 September 2021</b>		
		<b>Review Date</b>	<b>September 2024</b>		

Functional Area	Functional Requirement	Current Environment	Work Requirement	Screen / Wire Frame
	<ul style="list-style-type: none"> <li>Ability for the IPP to send Eskom the Fuel Report File (SFTP)</li> </ul>			
DAILY OPERATIONAL DATA (view)	<ul style="list-style-type: none"> <li>Enable Data Power on integration</li> </ul>	<ul style="list-style-type: none"> <li>Written in Visual Studio (MVC) NET 4.5 framework</li> <li>USE CASE done</li> <li>To confirm Integration with THEMIS via Oracle Fusion message in place</li> <li>GENERATOR &amp; UNIT information stored in IPP Portal database</li> <li>Applet developed, not implemented</li> </ul>	<ol style="list-style-type: none"> <li>Review USE CASE</li> <li>Modify applet</li> <li>Add menu item and link to applet in the menu</li> <li>Update and test integration path/point.</li> <li>Document the end-to -end integration on Eskom templates and submit to governance for approval.</li> <li>Test applet end-to-end</li> <li>Update architecture documents and submit to governance for approval</li> <li>Update functional specification document</li> </ol>	

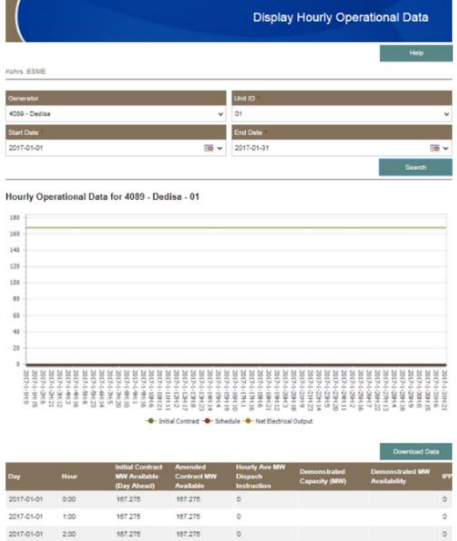
### Controlled Disclosure

When downloaded from the document management system, this document is uncontrolled and the responsibility rests with the user to ensure it is in line with the authorised version on the system.

No part of this document may be reproduced without the expressed consent of the copyright holder, Eskom Holdings SOC Ltd, Reg No 2002/015527/30.



	<b>PROCUREMENT REQUEST (RFx) Group Information Technology</b>	<b>Document Identifier</b>	<b>240-76439827</b>	<b>Rev</b>	<b>30</b>
		<b>Effective Date</b>	<b>14 September 2021</b>		
		<b>Review Date</b>	<b>September 2024</b>		


Functional Area	Functional Requirement	Current Environment	Work Requirement	Screen / Wire Frame
HOURLY OPERATIONAL DATA (view)	<ul style="list-style-type: none"> <li>Enable Data Power on integration</li> </ul>	<ul style="list-style-type: none"> <li>Written in Visual Studio (MVC) NET 4.5 framework</li> <li>USE CASE done</li> <li>To confirm Integration with THEMIS via Oracle Fusion message in place</li> <li>GENERATOR &amp; UNIT information stored in IPP Portal database</li> <li>Applet developed, not implemented</li> </ul>	<ol style="list-style-type: none"> <li>Review USE CASE</li> <li>Modify applet</li> <li>Add menu item and link to applet in the menu</li> <li>Update and test integration path/point.</li> <li>Document the end-to-end integration on Eskom templates and submit to governance for approval.</li> <li>Test applet end-to-end</li> <li>Update architecture documents and submit to governance for approval</li> <li>Update functional specification document</li> </ol>	

## Controlled Disclosure

When downloaded from the document management system, this document is uncontrolled and the responsibility rests with the user to ensure it is in line with the authorised version on the system.

No part of this document may be reproduced without the expressed consent of the copyright holder, Eskom Holdings SOC Ltd, Reg No 2002/015527/30.

	<b>PROCUREMENT REQUEST (RFx) Group Information Technology</b>	<b>Document Identifier</b>	<b>240-76439827</b>	<b>Re v</b>	<b>30</b>
		<b>Effective Date</b>	<b>14 September 2021</b>		
		<b>Review Date</b>	<b>September 2024</b>		

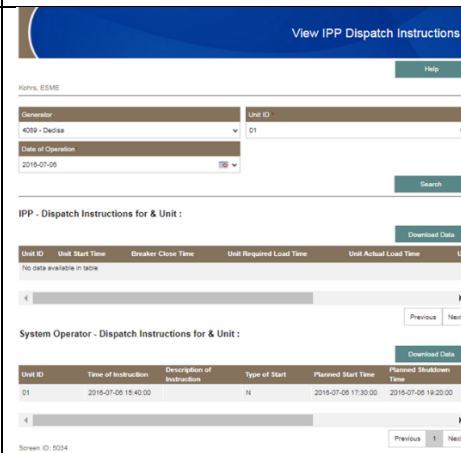
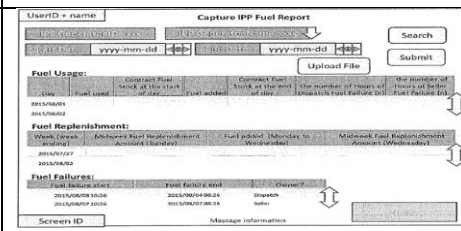
Functional Area	Functional Requirement	Current Environment	Work Requirement	Screen / Wire Frame
IPP SCHEDULE (view)	<ul style="list-style-type: none"> <li>Enable Data Power on integration</li> </ul>	<ul style="list-style-type: none"> <li>Written in Visual Studio (MVC) NET 4.5 framework</li> <li>USE CASE done</li> <li>To confirm Integration with THEMIS via Oracle Fusion message in place</li> <li>GENERATOR &amp; UNIT information stored in IPP Portal database</li> <li>Applet developed, not implemented</li> </ul>	<ol style="list-style-type: none"> <li>Review USE CASE</li> <li>Modify applet</li> <li>Add menu item and link to applet in the menu</li> <li>Update and test integration path/point.</li> <li>Document the end-to -end integration on Eskom templates and submit to governance for approval.</li> <li>Test applet end-to-end</li> <li>Update architecture documents and submit to governance for approval</li> <li>Update functional specification document</li> </ol>	

## Controlled Disclosure

When downloaded from the document management system, this document is uncontrolled and the responsibility rests with the user to ensure it is in line with the authorised version on the system.

No part of this document may be reproduced without the expressed consent of the copyright holder, Eskom Holdings SOC Ltd, Reg No 2002/015527/30.

	<b>PROCUREMENT REQUEST (RFx) Group Information Technology</b>	<b>Document Identifier</b>	<b>240-76439827</b>	<b>Re v</b>	<b>30</b>
		<b>Effective Date</b>	<b>14 September 2021</b>		
		<b>Review Date</b>	<b>September 2024</b>		

Functional Area	Functional Requirement	Current Environment	Work Requirement	Screen / Wire Frame
IPP DISPATCH INSTRUCTION (view)	<ul style="list-style-type: none"> <li>Enable Data Power on integration</li> </ul>	<ul style="list-style-type: none"> <li>Written in Visual Studio (MVC) NET 4.5 framework</li> <li>USE CASE done</li> <li>To confirm Integration with THEMIS via Oracle Fusion message in place</li> <li>GENERATOR &amp; UNIT information stored in IPP Portal database</li> <li>Applet developed, not implemented</li> </ul>	<ol style="list-style-type: none"> <li>Review USE CASE, with business</li> <li>Modify applet</li> <li>Add menu item and link to applet in the menu</li> <li>Update and test integration path/point.</li> <li>Document the end-to -end integration on Eskom templates and submit to governance for approval.</li> <li>Test applet end-to-end</li> <li>Update architecture documents and submit to governance for approval</li> <li>Update functional specification document</li> </ol>	
IPP FUEL REPORT	<ul style="list-style-type: none"> <li>Ability for the IPP user to capture, edit, add and change the IPP Fuel report</li> <li>Ability for the IPP user to upload a file containing the fuel data.</li> </ul>	<ul style="list-style-type: none"> <li>Written in Visual Studio (MVC) NET 4.5 framework</li> <li>USE CASE done</li> <li>To confirm Integration with THEMIS via Oracle Fusion message in place</li> <li>GENERATOR &amp; UNIT information stored in IPP Portal database</li> </ul>	<ol style="list-style-type: none"> <li>Review USE CASE</li> <li>Modify applet</li> <li>Define “upload” file format, e.g. XML, JSON</li> <li>Add menu item and link to applet in the menu</li> <li>Ensure modification to Web Service on THEMIS</li> <li>Update and test integration path/point.</li> </ol>	

### Controlled Disclosure

When downloaded from the document management system, this document is uncontrolled and the responsibility rests with the user to ensure it is in line with the authorised version on the system.

No part of this document may be reproduced without the expressed consent of the copyright holder, Eskom Holdings SOC Ltd, Reg No 2002/015527/30.

	<b>PROCUREMENT REQUEST (RFx) Group Information Technology</b>	<b>Document Identifier</b>	<b>240-76439827</b>	<b>Re v</b>	<b>30</b>
		<b>Effective Date</b>	<b>14 September 2021</b>		
		<b>Review Date</b>	<b>September 2024</b>		

Functional Area	Functional Requirement	Current Environment	Work Requirement	Screen / Wire Frame
	<ul style="list-style-type: none"> <li>Ability for the IPP user to edit the data in the uploaded a file.</li> <li>Ability for the IPP user to copy the data from the previous set of current fuel data and then edit the data</li> <li>Ability for the IPP to send Eskom the Fuel Report XML File (SFTP)</li> </ul>	<ul style="list-style-type: none"> <li>Applet developed to view information, not implemented</li> </ul>	<ol style="list-style-type: none"> <li>Document the end-to -end integration on Eskom templates and submit to governance for approval.</li> <li>Test applet end-to-end</li> <li>Update architecture documents and submit to governance for approval</li> <li>Update functional specification document</li> </ol>	
DATA POWER	<ul style="list-style-type: none"> <li>Ability to capture a message on the IPP Portal database of (un)successful files submitted via SFTP</li> <li>Ability to send an email to the IPP user if error occurred with transfer or upload of an XML data file</li> </ul>	<ul style="list-style-type: none"> <li>Not in place</li> </ul>	<ol style="list-style-type: none"> <li>Create USE CASE</li> <li>Design, develop and test capability</li> <li>Create database tables</li> <li>Modify roles &amp; services/applets associated with roles</li> <li>Update and test integration path/point.</li> <li>Document the end-to -end integration on Eskom templates</li> </ol>	N/A

### Controlled Disclosure

When downloaded from the document management system, this document is uncontrolled and the responsibility rests with the user to ensure it is in line with the authorised version on the system.

No part of this document may be reproduced without the expressed consent of the copyright holder, Eskom Holdings SOC Ltd, Reg No 2002/015527/30.

	<b>PROCUREMENT REQUEST (RFx)</b> <b>Group Information Technology</b>	<b>Document Identifier</b>	<b>240-76439827</b>	<b>Re v</b>	<b>30</b>
		<b>Effective Date</b>	<b>14 September 2021</b>		
		<b>Review Date</b>	<b>September 2024</b>		

Functional Area	Functional Requirement	Current Environment	Work Requirement	Screen / Wire Frame
			and submit to governance for approval. 7. Test applet end-to-end 8. Update architecture documents and submit to governance for approval 9. Update functional specification document	
View SFTP file upload messages	<ul style="list-style-type: none"> <li>Ability to view on IPP Portal Web application whether files uploaded via SFTP was successful or not</li> </ul>	<ul style="list-style-type: none"> <li>Not in place</li> </ul>	1. Create USE CASE 2. Design, develop and test applet 3. Add menu item & link to applet in the menu 4. Modify roles & services/applets associated with roles 5. Update and test integration path/point. 6. Document the end-to-end integration on Eskom templates and submit to governance for approval. 7. Test applet end-to-end 8. Update architecture documents and submit to governance for approval 9. Update functional specification document	N/A

### Controlled Disclosure

When downloaded from the document management system, this document is uncontrolled and the responsibility rests with the user to ensure it is in line with the authorised version on the system.

No part of this document may be reproduced without the expressed consent of the copyright holder, Eskom Holdings SOC Ltd, Reg No 2002/015527/30.


	<b>PROCUREMENT REQUEST (RFx)</b> <b>Group Information Technology</b>	<b>Document Identifier</b>	<b>240-76439827</b>	<b>Re v</b>	<b>30</b>
		<b>Effective Date</b>	<b>14 September 2021</b>		
		<b>Review Date</b>	<b>September 2024</b>		

<b>Functional Area</b>	<b>Functional Requirement</b>	<b>Current Environment</b>	<b>Work Requirement</b>	<b>Screen / Wire Frame</b>
ADMIN of lookup lists & other “static” data (e.g. account number, IPP generator, services & roles)	<ul style="list-style-type: none"> <li>Ability to manage lookup lists and “static” data via an applet</li> </ul>	<ul style="list-style-type: none"> <li>Not in place</li> <li>Management of lookup list and static data done via the database</li> </ul>	<ol style="list-style-type: none"> <li>Create USE CASE(s)</li> <li>Design, develop and test applet(s) using Visual Studio (Web Forms or MVC)</li> <li>Add menu item(s) &amp; link to applet(s) in the menu</li> <li>Modify roles &amp; services/applets associated with roles</li> <li>Update architecture documents and submit to governance for approval</li> <li>Update functional specification document</li> </ol>	N/A

### **Controlled Disclosure**

When downloaded from the document management system, this document is uncontrolled and the responsibility rests with the user to ensure it is in line with the authorised version on the system.

No part of this document may be reproduced without the expressed consent of the copyright holder, Eskom Holdings SOC Ltd, Reg No 2002/015527/30.

	<b>Group IT Project Scope Statement</b>	Template Identifier	240-43921804	Rev	6
		Document Identifier	240-85195240	Rev	3
		Authorisation Date	24 April 2020		
		Review Date	April 2023		

## 8.2 Project Requirements:

### **IMPORTANT:**

**Project must be completed as an agile solution within eight months and two months stabilisation post final deployment in month eight. Total project timeline therefore is 10 months. This includes.**

- Agile Development as per functional requirements section
  - Iterative deployments, and stabilisation
  - Analysis, design and build of functional changes
  - Analysis, design and build of integration changes
- Testing
  - Analyse and update existing test cases
  - Analyse and create new test cases where applicable
  - Full functional and performance testing – end to end of entire solution
- Training
  - Support staff handover and upskill on entire solution
  - Develop training manuals and User Guides (Noddy Guides for Support Staff and for Help Desk Staff) on entire solution
  - No end user training required
- Support
  - Support required during the development phase for deployed functionality including two months post final deployment stabilisation

### ***Initiation/Planning***

Vendor must provide project management and project administrative services in line with the Eskom Project Office guidelines. Refer to 240-85200946 Group IT Project Assurance Report for all relevant Project Documentation required by the project.

- Vendor must maintain the IPP Portal Project Teams site for document records keeping and collaboration
- Vendor must create and maintain the detailed project schedule in Microsoft Project.
- The vendor must coordinate and control all activities on the project schedule with assistance from the Eskom project manager.


The Project Manager/Scrum Master must throughout the life of the project:

- Plan, execute and manage the solution realisation process and deliverables
- Report the project finances as per billing milestones contracted

### **Controlled Disclosure**

When downloaded from the document management system, this document is uncontrolled and the responsibility rests with the user to ensure it is in line with the authorised version on the system.

No part of this document may be reproduced without the expressed consent of the copyright holder, Eskom Holdings SOC Limited, Reg No 2002/015527/30.

	<b>Group IT Project Scope Statement</b>	Template Identifier	240-43921804	Rev	6
		Document Identifier	240-85195240	Rev	3
		Authorisation Date	24 April 2020		
		Review Date	April 2023		

- Produce all project management documents as agreed with PMO
- Ensure that the project complies to all the PMBOK Knowledge Areas and Controlling Processes or Agile project methodologies
- Provide operational and technical leadership on the project execution
- Establish, manage, and conduct interactions between project and the Eskom Business where applicable
- Communication and Operational Change Management

### ***Analysis and Design (Hardware and System Platform)***

**IMPORTANT:** The vendor must perform a full technical assessment on the entire IPP Portal landscape (including integration points) and confirm design of the solution. The vendor must provide Eskom with the detail report within one month of project commencement highlighting problem areas and proposed changes. This will allow the project to plan the necessary changes timeously.

A detailed functional and technical analysis must be done on the application and captured in the use cases and functional specification documents.

Required environments must be confirmed with Enterprise Architecture, IPP Portal and various integrating systems support teams.

These environments include but are not limited to:

- Production environments
- Pre-production environments
- System Integrated Testing / Quality Assurance environment
- Development environment

### ***Software (Application)***

**IMPORTANT:** Vendor will update the detailed software design to ensure the solution meets the requirements and fits into the current environment. Eskom Architecture approval is required prior to implementation of changes.

Vendor must provide web UX/UI graphic design, Front end development, and Back-end development capabilities to:


- Analyse, design, develop, test, and deploy integrated solutions based on the logical design. External interfaces to integrate using Oracle Fusion 12c and IBM WebSphere (Data Power), thus the vendor should be well skilled to work with the mentioned technologies.
- Vendor must facilitate JAD sessions between all participating streams to ensure proper alignment and design.

### **Controlled Disclosure**

When downloaded from the document management system, this document is uncontrolled and the responsibility rests with the user to ensure it is in line with the authorised version on the system.

No part of this document may be reproduced without the expressed consent of the copyright holder, Eskom Holdings SOC Limited, Reg No 2002/015527/30.



	<b>Group IT Project Scope Statement</b>	Template Identifier	240-43921804	Rev	6
		Document Identifier	240-85195240	Rev	3
		Authorisation Date	24 April 2020		
		Review Date	April 2023		

- Physical Design Documents
- Detail Functional Specs
- SOA governance documents
- Use Cases
- Testing Artifacts
- All development will happen to Eskom standards and agreed Corporate Identity guidelines provided by Eskom.
- All development must happen on only approved software with no Third Part tools that might require updates or changes later in the product life cycle.
- All changes must be documented in a detail design specification document and taken through the necessary governance and approval processes.

### **Architecture**

Vendor must provide a Solution and Integration application architecture specialised capability that will compile the physical architecture design for the entire system landscape. The Architectural Governance processes must be followed for all approvals prior to execution and deployment.

The solution architect to:

- Document the physical architecture design of the solution within the architecture project.
- Engage relevant architects (especially security) regarding architecture patterns and standards to be included in the design with assistance of the assigned Eskom lead architect
- Engage with relevant support functions regarding the various aspects to be included in the design with assistance of the assigned Eskom lead architect or Eskom project manager
- Present the physical architecture design and pre-transfer at relevant architecture governance committees as communicated by Eskom lead architect
- **Ensure that the implementation of the solution adheres to the approved physical design**


The solution architect must have;

- Working knowledge and experience of TOGAF framework, TOGAF9 certification will serve as an advantage.
- Working knowledge and experience of UML.

### **Controlled Disclosure**

When downloaded from the document management system, this document is uncontrolled and the responsibility rests with the user to ensure it is in line with the authorised version on the system.

No part of this document may be reproduced without the expressed consent of the copyright holder, Eskom Holdings SOC Limited, Reg No 2002/015527/30.

	<b>Group IT Project Scope Statement</b>	Template Identifier	240-43921804	Rev	6
		Document Identifier	240-85195240	Rev	3
		Authorisation Date	24 April 2020		
		Review Date	April 2023		

### **Integration**

Vendor must provide Solution and Integration application architecture specialised and Integration Analysis, Design and Development capabilities.

The Integration into the Eskom applications will be done within a phased approach.


Integration scope and deliverables is listed below:

- The solution should be able to integrate to THEMIS, CC&I, XRM, ACNAC and any other systems that Eskom may need to integrate to. Refer to the logical design for systems that must integrate to the solution.
- Analyse, design, develop, test, and deploy integrated solutions based on the logical design. External interfaces to integrate using Oracle Fusion 12c and IBM WebSphere (Data Power), thus the vendor should be well skilled to work with the mentioned technologies.
- The Integration Centre of Excellence (ICOE) governance process must be followed for all approvals. Kindly reference “SOA Workgroup artefacts”. All diagrams and processes are to be captured in the Eskom Enterprise Architect (EA).
- All CIM message artefacts (including Mapping Document) to be placed in the Eskom defined CIM SVN. All code to be placed in Eskom defined Code SVN repository All artefacts to be placed in the Eskom share point.
- The following are the integration and Testing activities and artefacts to be produced and presented at the committee for approval and sign off:
  - Business Test case.
  - Integration specification document and Mapping Document.
  - CIM message artefacts including WSDL's and XSD's.
  - Code and unit testing review and Deployment Guide.
    - (A submission to the sub-committee to take place before SOA Governance submission)
  - SIT testing review of results in ALM.
    - (A Submission to the Testing Sub-committee to take place before SOA Governance submission)
  - SIT test case sign-off.
  - Performance testing review of results in ALM (if performance testing is required).
  - Performance testing sign-off.
  - Pre-transfer documents for go-live approval (All above listed artefacts to be signed off for Pre-transfer to take place).
  - Test requirements in ALM. Test cases and results in ALM. Defects managed in ALM. Test plan Document. Non-functional Test plan document. Test closure reports documents. Performance test scripts and results.
- Provide a message modeller to complete the following:
  - Analysis of message requirements
  - Model or update integration message which follow a Common information model
  - Create payloads and envelopes

### **Controlled Disclosure**

When downloaded from the document management system, this document is uncontrolled and the responsibility rests with the user to ensure it is in line with the authorised version on the system.

No part of this document may be reproduced without the expressed consent of the copyright holder, Eskom Holdings SOC Limited, Reg No 2002/015527/30.

	<b>Group IT Project Scope Statement</b>	Template Identifier	240-43921804	Rev	6
		Document Identifier	240-85195240	Rev	3
		Authorisation Date	24 April 2020		
		Review Date	April 2023		

- Generate XSD, message model and model dictionary
- A signed off test closure report is required before a test milestone is completed. Refer to Testing section.
  - All testing requirements must cover all identified interfaces that have been identified. The testing team must adhere to the TCoE Turnkey Project Requirements Guideline provided as part of the RFP document.

### **Data Migration**

- Vendor must Review, Analyse and Document the current IPP Portal System's data.
- Vendor must in advance notify Eskom of any data that requires clean-up with a strategy to guide business with the clean-up.
- Vendor will be responsible for the entire data migration and ensure backups are in place.
- Vendor must present a Zero Data loss strategy to Eskom.
- Vendor must align and implement archiving according to Eskom's archiving strategy.

### **Testing**

**IMPORTANT: All test cases must be captured and tracked in HP ALM. This includes all unit test cases created and tested by the vendor to setup IPP Portal System.**

The vendor must provide the following testing capabilities:

- Testing management capability
- Test analysis and testing execution capability
- Testing performance scripter and testing execution capability

The vendor must plan, guide, and coordinate the entire testing effort based on Eskom's testing guidelines and standards. The vendor must provide Eskom with a minimum of two weeks lead time to arrange business resources to assist with functional and user acceptance testing.


Minimum Required Test types:

- Unit Testing – test results from the Vendor's team.
- System Integrated Testing
- Functionality testing (in QA – end to end functional testing and integration testing. That means testing with other systems and ensuring that all requirements have been successfully configured).
- Functional and Integrated Testing
- Non-Functional Testing (performance testing and disaster recovery testing).
- User Acceptance Testing
- Performance Testing

### **Controlled Disclosure**

When downloaded from the document management system, this document is uncontrolled and the responsibility rests with the user to ensure it is in line with the authorised version on the system.

No part of this document may be reproduced without the expressed consent of the copyright holder, Eskom Holdings SOC Limited, Reg No 2002/015527/30.

	<b>Group IT Project Scope Statement</b>	Template Identifier	240-43921804	Rev	6
		Document Identifier	240-85195240	Rev	3
		Authorisation Date	24 April 2020		
		Review Date	April 2023		

- ALL TESTING, must be driven & executed by the Vendor but must include Eskom staff for completeness & authenticity

All test cycles must be managed using HP ALM. All defects must be recorded and tracked using HP ALM. Testing progress reports and sign-off will be done via HP ALM. All testing shall be in accordance and approved by the Eskom's testing standards, processes and procedures.

The testing team must adhere to the TCoE Turnkey Project Requirements Guideline provided as part of the RFP document.

***Vendor must provide testing resources as per functional areas below:***

#### ***IPP Portal Interfaces***

All integration points must be documented as end-to-end use cases from source to destination system and loaded in HP ALM to ensure thorough end to end testing.

The Integration Centre of Excellence (ICoE) governance process must be followed for all approvals. Test Analyst/Test Manager must ensure alignment between source, integration, and destination resources as resources could be over utilised and require advance notice to test.

#### ***IPP Portal Test Cases***

Test Analysts must verify the current list of IPP Portal functional requirements (refer to section 3.1 Functional Requirements) with IPP Portal functional leads and Eskom's Testing Centre of Excellence. Test Analysts to update the list if required based on the additional system functional requirements.

Test Analysts must Review, Analyse and Document the verified list of IPP Portal Test Cases in HP ALM, according to the Eskom HP ALM Standard for capturing test cases (Refer to Eskom TCOE standards). Vendor must setup the different test cycles with relevant test cases in HP ALM.

#### ***IPP Portal Automated Test Cases (if applicable)***

Vendor must use the automated testing platform during the project and in future projects. The technology used must be in line with the Eskom approved standards.

Automated testing tool to be used is: Unified Functional Tester (UFT) formerly known as Quick Test Professional (QTP).


Automated testing framework: Business Process Testing.

Vendor must identify all test cases that qualify for automated testing and create these test cases to speed up the testing effort.

### **Controlled Disclosure**

When downloaded from the document management system, this document is uncontrolled and the responsibility rests with the user to ensure it is in line with the authorised version on the system.

No part of this document may be reproduced without the expressed consent of the copyright holder, Eskom Holdings SOC Limited, Reg No 2002/015527/30.

	<b>Group IT Project Scope Statement</b>	Template Identifier	240-43921804	Rev	6
		Document Identifier	240-85195240	Rev	3
		Authorisation Date	24 April 2020		
		Review Date	April 2023		

### ***Deployment/Cutover***

Vendor must plan the development sprints with governance approvals:

- Vendor with input from Eskom project manager must integrate Eskom governance gates into the project schedule to ensure deployment dates are complied with and closely track all required approvals with the relevant Eskom leads to ensure there are no delays. Committees sit from weekly to Bi-Monthly thus timing is important.
- Vendor must ensure the cutover change is logged with all the supporting governance and test results.
- All Integration points must be tested post go-live to ensure connectivity and throughput.
- Test critical list of test cases to ensure application is functioning correctly.
- Develop deployment documentation.
- Develop support handover documentation.

Vendor must arrange all approvals in line with Eskom process and be aware of lead-times for the various committees.

### ***Training / Knowledge Transfer***

**IMPORTANT:** Vendor must ensure continuous knowledge transfer to Eskom resources.


Vendor must produce comprehensive training guides on the full system functionality.

- Vendor must ensure training of Eskom 1<sup>st</sup> line support staff.
- Training and skill transfer is required for the Eskom resources;
  - Development (2 resources)
  - Database (2 resource)
  - Application Technical Support (1 x Technical, 1 x Lead)
  - Support teams (2 x THEMIS, CC&I, XRM and ACNAC)
  - Integration (2 x resources)
- Develop training material and support material. Train Eskom development, Database, Application Technical Support and Support teams and ensure sufficient knowledge transfer
- Skill and knowledge transfer will be included as part of deliverable sign-off. The requirement for training will be at all 3 Eskom levels of functional application support, 1st line support, 2nd line, and 3rd line of support, including the Application Technical Support and Database Support.

### **Controlled Disclosure**

When downloaded from the document management system, this document is uncontrolled and the responsibility rests with the user to ensure it is in line with the authorised version on the system.

No part of this document may be reproduced without the expressed consent of the copyright holder, Eskom Holdings SOC Limited, Reg No 2002/015527/30.

	<b>Group IT Project Scope Statement</b>	Template Identifier	240-43921804	Rev	6
		Document Identifier	240-85195240	Rev	3
		Authorisation Date	24 April 2020		
		Review Date	April 2023		

### 8.3 Post go-live support

- Maintenance and support, including stabilisation, for a period of 2 months.
- Maintenance and support must include the IPP Portal front-end, back-end, integration, and database
- Maintenance and support include but not limited to queries, errors, trouble shooting, investigations, configurations, enhancements, and user support
- The vendor must ensure compliance to all Eskom's required changes impacting the solution. Example of such changes but not limited to application, integration, security, or configuration changes
- Dedicated resource/s on site, dependent on Eskom and COVID requirements.

### 8.4 Minimum qualifying capabilities


This section provides the minimum required capabilities, but not limited, to successfully deliver the project:

- 1 x Web UX/UI graphic design capability
- 2 x Front end development capability, Back-end development capability
- 1 x Business/System Analyst capability
- 1 x Solution and Integration application architecture specialised capability
- 2 x Integration Analysis, Design and Development capability
- 1 x Testing management capability
- 2 x Test analysis and testing execution capability
- 1 x Testing performance scripter and testing execution capability
- 1 x Training facilitator and Training material creation capability
- 1 x Project Management, Scrum Master, or Agile Project Management capability

### Controlled Disclosure

When downloaded from the document management system, this document is uncontrolled and the responsibility rests with the user to ensure it is in line with the authorised version on the system.

No part of this document may be reproduced without the expressed consent of the copyright holder, Eskom Holdings SOC Limited, Reg No 2002/015527/30.

	Group IT Project Scope Statement	Template Identifier	240-43921804	Rev	6
		Document Identifier	240-85195240	Rev	3
		Authorisation Date	24 April 2020		
		Review Date	April 2023		

## 9 PROJECT GOVERNANCE


This project will follow the project governance as defined in the Group IT PLCM

## 10 DOCUMENT ACKNOWLEDGEMENT

*By signing this document, the people listed record their agreement on the contents of this document.*

**Programme / Project Manager:**      **Name:**      Johann Knoetze

**Signature:**



**Date:**

03/06/2022

**Tx Delivery Portfolio Manager:**      **Name:**      Carlos Betencourt

**Signature:**



**Date:**

03/06/2022

**Product Delivery Manager:**      **Name:**      Lize de Kock

**Signature:**




**Date:**

03/06/2022

### Controlled Disclosure

When downloaded from the document management system, this document is uncontrolled and the responsibility rests with the user to ensure it is in line with the authorised version on the system.

No part of this document may be reproduced without the expressed consent of the copyright holder, Eskom Holdings SOC Limited, Reg No 2002/015527/30.

	<b>Group IT Project Scope Statement</b>	Template Identifier	240-43921804	Rev	6
		Document Identifier	240-85195240	Rev	3
		Authorisation Date	24 April 2020		
		Review Date	April 2023		

DOCUMENT APPROVAL

**Project Sponsor:**

**Name:**

Keith Bowen

**Signature:**



**Date:**

06/06/2022

**Controlled Disclosure**

When downloaded from the document management system, this document is uncontrolled and the responsibility rests with the user to ensure it is in line with the authorised version on the system.

No part of this document may be reproduced without the expressed consent of the copyright holder, Eskom Holdings SOC Limited, Reg No 2002/015527/30.