Section A

1 : 100

Section B

1 : 100

Section C

1 : 100

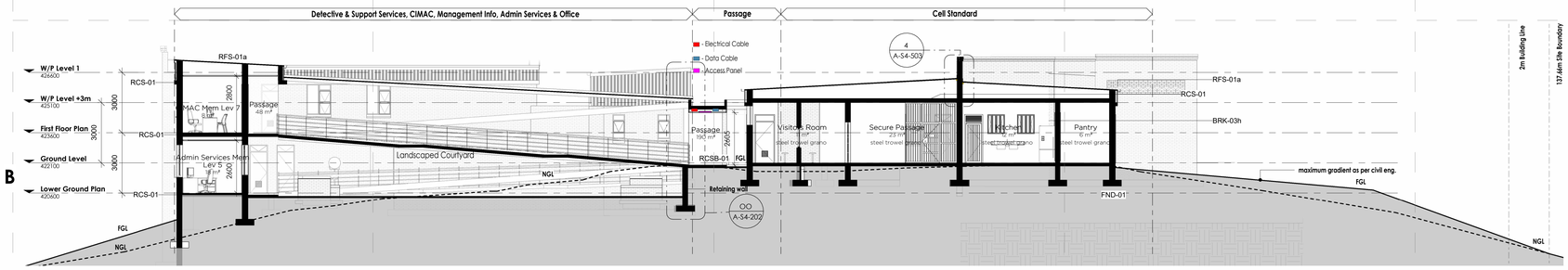

Section D

1 : 100

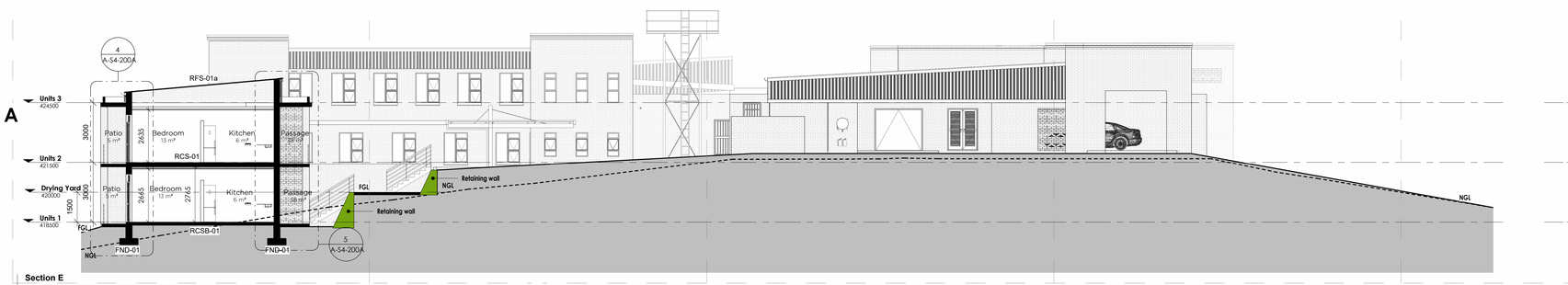

Section E

1 : 100

Living Quarters - Typical Joinery

1 : 50

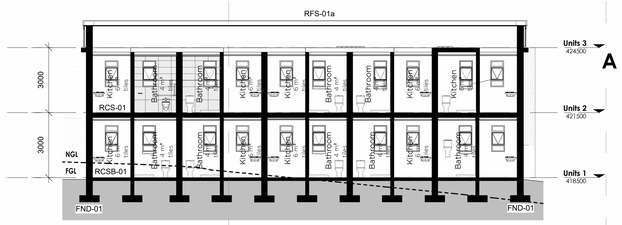

Section F

1 : 100

GENERAL DRAWING NOTES

- THE DESIGN ON THIS DRAWING IS COPYRIGHT AND REMAINS THE PROPERTY OF THE ARCHITECTS.
- ALL WORK TO BE CARRIED OUT STRICTLY IN ACCORDANCE WITH MUNICIPAL REGULATIONS.
- DRAWINGS NOT TO BE SCALED, ONLY ANNOTATED DIMENSIONS TO BE USED.
- ALL RELEVANT DATUM, LEVELS, DIMENSIONS TO BE CHECKED ON SITE BEFORE COMMENCEMENT OF WORK.
- ALL DRAWINGS ARE TO BE CHECKED BY THE MAIN CONTRACTOR AND ANY DISCREPANCIES ON THE DRAWINGS OR BETWEEN THE DRAWINGS ARE TO BE REFERRED TO THE ARCHITECT.
- CONTRACTOR TO CHECK ALL QUANTITIES PRIOR TO ORDERING AND MANUFACTURE.
- CONTRACTOR TO PROVIDE SHOP DRAWINGS FOR APPROVAL BY ARCHITECT PRIOR TO MANUFACTURE.

Revision:

No.	Description	Date

Keynote Legend

Key Value	Keynote Text
BRK-03h	270mm thick masonry wall in Class II mortar with brickforce every third course. Weepholes to be placed on first course above FGL, spaced at 1000mm C/C intervals. Interior skin to receive min. 15mm plaster with finish to Architects specification as per Finishes Schedule. Exterior skin to be Corobrik Autumn Wheat Travertine FBS laid on Class II grey mortar with bond pattern.
CS-01	6mm Moisture Resistant Plasterboard Fixed with Drywall Screws at 150mm Centres to 38x50mm SAP brandering. Joints to be Covered with 50mm Wide Self Adhesive Glass Fibre Tape & Finished with Jointing Tape, Skimmed with Single Coat Rhinolite, Sanded Smooth, Rubbed Down, Brushed & Prepared to remove all Contaminents in Preparation to Receive Specified Finish, Application & Fixing as per Manufacturers Specification.
CS-02	OWAcoustic Sinfonia mineral fibre acoustic drop in tile, or similar approved, NRC:0.85, size 600x600x15mm with reveal edge and white finish, laid on OWA S 15 cliq suspension system to specialists detail, installed strictly to manufacturer's specifications. Sample and workshop drawings to be provided for Architect's approval prior to manufacture and installation. Installation to be done by manufacturer approved installer.
CS-03	9mm thick Plasterboard CAPCO standard gypsum tapered edge board fixed to the underside of 38x50mm SAP timber brandering with drywall screws. Boards to be skimmed and painted white. All fixing spacing to manufacturers specifications. Sample and workshop drawings to be provided for Architect's approval prior to manufacture and installation. Installation to be done by manufacturer approved installer.
D&W-01	All Doors & Windows as per Door & Window Schedules. All ironmongery to be as per Ironmongery Schedule. Workshop drawings to be approved prior to manufacture with sample to be approved prior to installaion.
FF-01	Steel trowel grano finish with a 250mm high monolithic upwards sloping concave skirting.
FND-01	Reinforced Concrete Foundations & Rebar Schedules to Str. Eng. Details
RCS-01	Reinforced concrete slab to Str. Eng. details. Slab to be laid to fall to as indicated. Concrete finish levels to Architect's specification as per Finishes Schedule.
RCSB-01	Reinforced concrete surfacebed slab to Str. Eng. details. lab to be laid on min. 0.25mm thick DPC membrane layer, over compacted earth fill to Str. & Civil Eng. Earth and soil to be poisoned by approved specialist. Concrete finish level to Architects specification as per Finishes Schedule.
RCW-01	Reinforced Core Retaining Wall to Str. Eng. details. Retaining side of wall to recieve 1 layer cement slurry and 2 coats of bitumen based waterproofing, applied strictly to manufacturer's methodology. Interior skin finish to be bagwashed with cement slurry. Concrete Finish levels to Architects specification, as per Finishes Schedule.
RFS-01a	

Client

Signature: _____ Date: _____

SAKHISIZWE ARCHITECTS

33 ADELAIDE TAMBO DR , DURBAN NORTH
TEL: 031 563 3424 FAX: 031 563 3518
www.sakhisizwearchitects.com

Professional Architects signature
Mr K.P Mawesana (Pr. Arch) sacap (7902) saia (7593)

Project Title:

Proposed New Msinsini Police Station for the South African Police Service on Portion 4 of the farm Clifton Park No.9219

First Issue Date: **09/08/23**	Page Size: A0
Drawn: **KLN, JN, CM**	Scale: **As indicated**
Checked: **BS**	

Drawing Description:

Sections

Job no.:	Drawing no.:	Rev. no.:
s571	**S4-200**	

Signature:

ISSUED FOR APPROVAL	
ISSUED FOR INFORMATION	
ISSUED FOR SUBMISSION	
ISSUED FOR TENDER	
ISSUED FOR CONSTRUCTION	