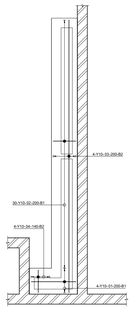

BENCH TYPE 1 - 100mm RC SLAB
4 no.off

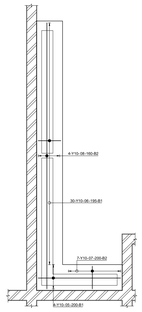

BENCH TYPE 2 - 100mm RC SLAB
2 no.off

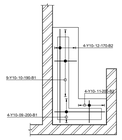

BENCH TYPE 3 - 100mm RC SLAB
4 no.off

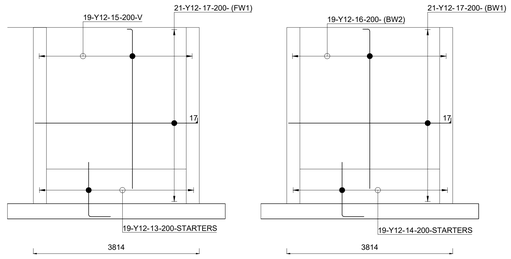

W1 - 300mm RC WALL

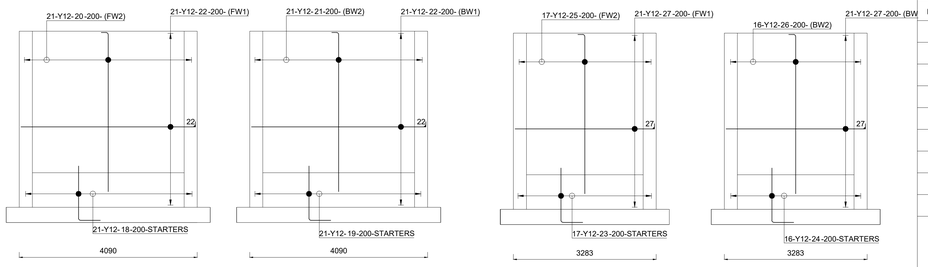

W2 - 300mm RC WALL

W3 - 300mm RC WALL

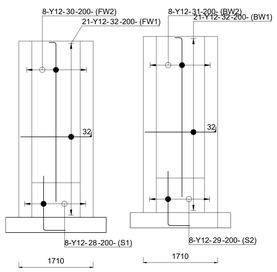

W4 - 300mm RC WALL

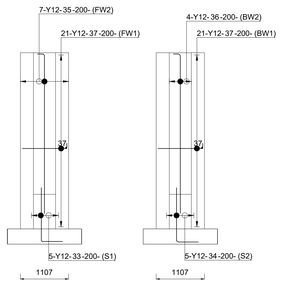

W5 - 300mm RC WALL

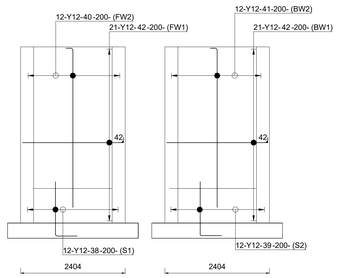

W6 - 300mm RC WALL

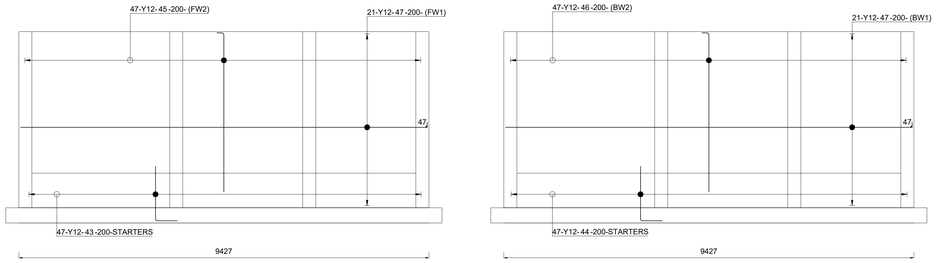

W7 - 300mm RC WALL

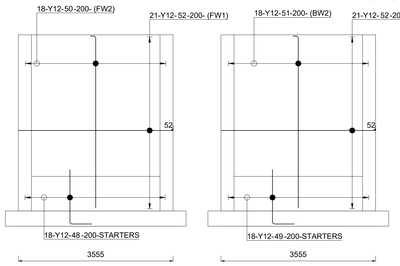

W8 - 300mm RC WALL

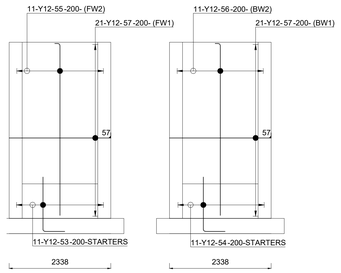

W9 - 300mm RC WALL

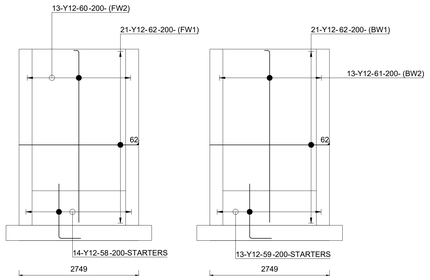

W10 - 300mm RC WALL

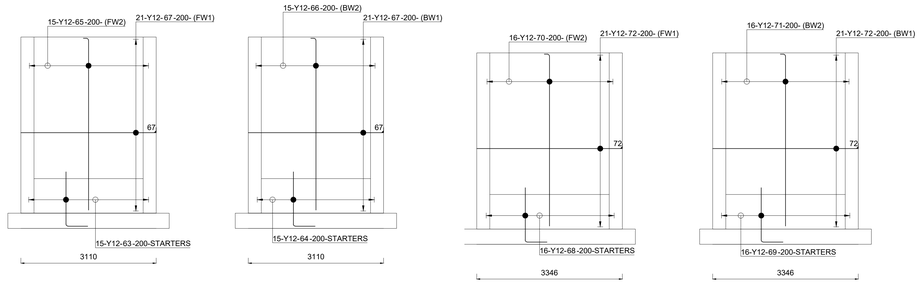

W11 - 300mm RC WALL

W12 - 300mm RC WALL

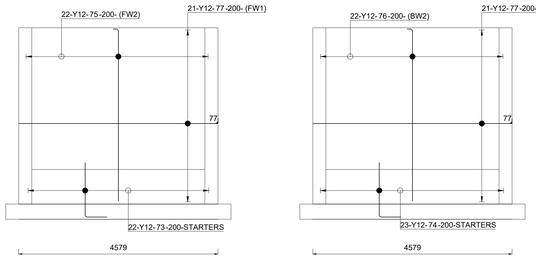

W13 - 300mm RC WALL

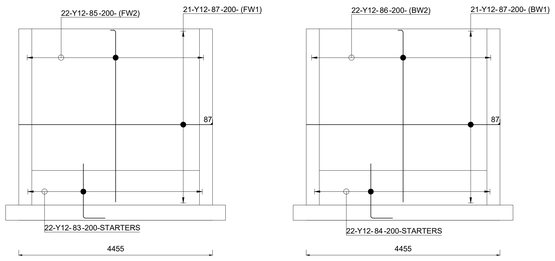

W15 - 300mm RC WALL

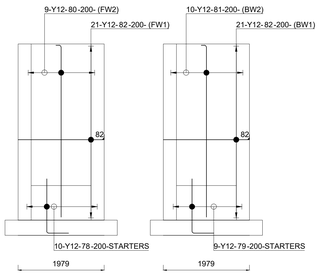

W14 - 300mm RC WALL

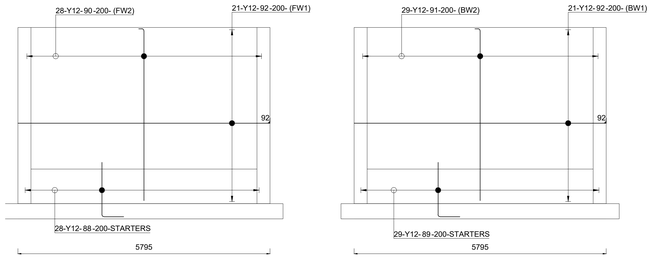

W16 - 300mm RC WALL

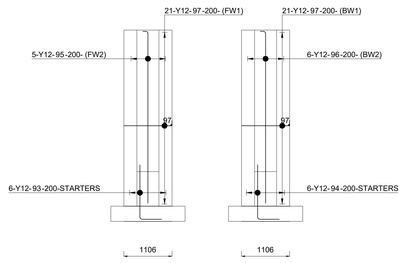

W17 - 300mm RC WALL

MEMBER	NO OF	NO OF BARS	DIA	CUT LENGTH	TOTAL	BAR MARK	BC	A	B	C	D	E/R	kg
Bench type 1	4	4	Y10	1020	16	01	20	1020					10
	4	36	Y10	510	120	02	20	520					38
	4	4	Y10	6270	16	03	20	6270					62
	4	4	Y10	510	16	04	20	520					5
Bench type 2	2	4	Y10	1890	8	05	20	1890					9
	2	36	Y10	510	60	06	20	520					19
	2	7	Y10	510	14	07	20	520					4
	2	4	Y10	8120	8	08	20	8110					30
Bench type 3	4	4	Y10	1170	16	09	20	1180					12
	4	9	Y10	510	36	10	20	510					11
	4	4	Y10	510	16	11	20	510					5
	4	4	Y10	2160	16	12	20	2130					21
W1	1	19	Y12	1710	19	13	37	1250	500				29
	1	19	Y12	1710	19	14	37	1250	500				29
	1	19	Y12	3780	19	15	37	3660	120				83
	1	19	Y12	3780	19	16	37	3660	180				64
	1	42	Y12	3720	42	17	20	3730					138
W10	1	14	Y12	1710	14	18	37	1250	500				21
	1	13	Y12	1710	13	19	37	1250	500				20
	1	13	Y12	4050	13	20	37	3950	120				47
	1	13	Y12	4050	13	21	37	3950	120				47
	1	42	Y12	3730	42	22	20	3740					102
W11	1	15	Y12	1710	15	23	37	1250	500				23
	1	15	Y12	1710	15	24	37	1250	500				23
	1	15	Y12	4050	15	25	37	3950	120				54
	1	15	Y12	4050	15	26	37	3950	120				54
	1	42	Y12	3120	42	27	20	3110					115
W12	1	16	Y12	1710	16	28	37	1250	500				24
	1	16	Y12	1710	16	29	37	1250	500				24
	1	16	Y12	4050	16	30	37	3950	120				58
	1	16	Y12	4050	16	31	37	3950	120				58
	1	42	Y12	3320	42	32	20	3340					124
W13	1	22	Y12	1710	22	33	37	1250	500				33
	1	23	Y12	1710	23	34	37	1250	500				35
	1	22	Y12	4050	22	35	37	3950	120				79
	1	22	Y12	4050	22	36	37	3950	120				79
	1	42	Y12	4060	42	37	20	4070					170
W14	1	10	Y12	1710	10	38	37	1250	500				15
	1	9	Y12	1710	9	39	37	1250	500				14
	1	9	Y12	4050	9	40	37	3950	120				32
	1	10	Y12	4050	10	41	37	3950	120				36
	1	42	Y12	1980	42	42	20	1970					74
W15	1	22	Y12	1710	22	43	37	1250	500				33
	1	22	Y12	1710	22	44	37	1250	500				33
	1	22	Y12	4050	22	45	37	3950	120				79
	1	22	Y12	4050	22	46	37	3950	120				79
	1	42	Y12	4440	42	47	20	4450					166
W16	1	28	Y12	1710	28	48	37	1250	500				43
	1	29	Y12	1710	29	49	37	1250	500				44
	1	28	Y12	4050	28	50	37	3950	120				101
	1	29	Y12	4050	29	51	37	3950	120				104
	1	42	Y12	5780	42	52	20	5790					218
W17	1	8	Y12	1710	8	53	37	1250	500				9
	1	8	Y12	1710	6	54	37	1250	500				9
	1	5	Y12	4050	5	55	37	3950	120				18
	1	8	Y12	4050	6	56	37	3950	120				22
	1	42	Y12	1110	42	57	20	1100					41
W2	1	21	Y12	1710	21	58	37	1250	500				32
	1	21	Y12	1710	21	59	37	1250	500				32
	1	21	Y12	3780	21	60	37	3660	180				70
	1	21	Y12	4050	18	61	37	3950	120				65
	1	42	Y12	3340	42	62	20	3350					132
W3	1	11	Y12	1710	11	63	37	1250	500				17
	1	11	Y12	1710	11	64	37	1250	500				17
	1	11	Y12	4050	11	65	37	3950	120				40
	1	11	Y12	4050	11	66	37	3950	120				40
	1	42	Y12	2340	42	67	20	2330					87

	---		---		
	Date	21/10/2024	Ref Dwg	01	Revision A
https://www.prokon.com	Det. by		Job No	23022	Schedule No 01

	---		---		
	Date	21/10/2024	Ref Dwg	01	Revision A
https://www.prokon.com	Det. by		Job No	23022	Schedule No 02

MEMBER	NO OF	NO OF BARS	DIA	CUT LENGTH	TOTAL	BAR MARK	BC	A	B	C	D	E/R	kg
	1	21	Y12	3780	21	21	37	3660	180				70
	1	42	Y12	4020	42	22	20	4010					150
W3	1	17	Y12	1710	17	23	37	1250	500				26
	1	16	Y12	1710	16	24	37	1250	500				24
	1	17	Y12	3660	17	25	37	3660	180				57
	1	16	Y12	3780	16	26	37	3660	180				54
	1	42	Y12	3210	42	27	20	3200					120
W4	1	8	Y12	1710	8	28	37	1250	500				12
	1	8	Y12	1710	8	29	37	1250	500				12
	1	8	Y12	3780	8	30	37	3660	180				27
	1	9	Y12	3780	8	31	37	3660	180				27
	1	42	Y12	1620	42	32	20	1630					60
W5	1	5	Y12	1710	5	33	37	1250	500				8
	1	5	Y12	1710	5	34	37	1250	500				8
	1	7	Y12	3780	7	35	37	3660	180				23
	1	4	Y12	3780	4	36	37	3660	180				13
	1	42	Y12	1020	42	37	20	1020					38
W6	1	12	Y12	1710	12	38	37	1250	500				18
	1	12	Y12	1710	12	39	37	1250	500				18
	1	12	Y12	3780	12	40	37	3660	180				40
	1	12	Y12	3780	12	41	37	3660	180				40
	1	42	Y12	2310	42	42	20	2320					86
W7	1	47	Y12	1710	47	43	37	1250	500				71
	1	47	Y12	1710	47	44	37	1250	500				71
	1	47	Y12	3780	47	45	37	3660	180				158
	1	47	Y12	3780	47	46	37	3660	180				158
	1	42	Y12	8330	42	47	20	8340					348
W8	1	18	Y12	1710	18	48	37	1250	500				27
	1	18	Y12	1710	18	49	37	1250	500				27
	1	18	Y12	4050	18	50	37	3950	120				65

	---		---		
	Date	21/10/2024	Ref Dwg	01	Revision A
https://www.prokon.com	Det. by		Job No	23022	Schedule No 03

MEMBER	NO OF	NO OF BARS	DIA	CUT LENGTH	TOTAL	BAR MARK	BC	A	B	C	D	E/R	kg
	1	18	Y12	4050	18	51	37	3950	120				65
	1	42	Y12	3340	42	52	20	3350					132
W9	1	11	Y12	1710	11	53	37	1250	500				17
	1	11	Y12	1710	11	54	37	1250	500				17
	1	11	Y12	4050	11	55	37	3950	120				40
	1	11	Y12	4050	11	56	37	3950	120				40
	1	42	Y12	2340	42	57	20	2330					87

	6	8	10	12	16	20	25	32	40	TOTAL
R										
Y			227	5071						5297
TOTAL			227	5071						5297

	---		---		
	Date	21/10/2024	Ref Dwg	01	Revision A
https://www.prokon.com	Det. by		Job No	23022	Schedule No 04

FOR TENDER

REFERENCE DRAWINGS

DRAWING No	TITLE DESCRIPTION	SOURCE

Rev	Description	Date	By	Approved
A	STAGE 4 TENDER DRAWINGS	31/10/24		

	BY	DATE	SIGNATURE
DRAWN	M.N.REDDY	12/09/2024	
DESIGNED	M.I.TOOTLA	12/09/2024	
CHECKED	S.ASMAL	12/09/2024	
APPROVED	M.I.TOOTLA	12/09/2024	

CONSULTANT

ARCHITECT

CLIENT

THE SOUTH AFRICAN POLICE SERVICE
SAPS Head Office
Keodee Building
236 Pretorius Street
Pretoria
+27 (0) 12 393 1000

PROJECT NAME

MAKHAZA POLICE STATION CONCRETE BENCHES & RC WALLS REINFORCEMENT

PROJECT No.	SCALE:	SHEET SIZE:	SHEET
23022	AS INDICATED	A0	OF

DRAWING No. 23022-STR-REBAR-009

REVISION A