



HOARDING SPECIFICATION HANDBOOK

1.0 Introduction

The manual was produced by ACSA-ORTIA Project Management Division as reference to Consultants, contractors and other persons who intend to execute any construction works at the O.R. Tambo International Airport.

It is important to note that the application of hoarding specifications as detailed herein is the ACSA-ORTIA Standard and must be issued to every (Hoarding) Contractor for implementation prior to execution of any hoarding work. It is the responsibility of the consultants and contractor to verify the latest revision with the ACSA-ORTIA Project Manager, Project Management Division.

Failure to verify all requirements of all hoarding finishes internal and externally may result in the contractor having to incur additional costs for alterations.

The scope of hoarding work should always be part of the construction programme and a major priority for any construction work to commence on site for ACSA-ORTIA. The Project Team must inform contractors at tender stage that working on the airport environment will require them to execute hoarding work outside normal working hours.

It is envisaged that the manual will be informative enough to everyone involved but in certain areas the specification for internal and external hoarding may not be applicable, such exceptions will be addressed as they arise and must be referred to the ACSA-ORTIA Project Manager.

All hoarding remains the property of ACSA (if paid for in Preliminaries) but must be removed off site by the contractor on completion of the project subject to further instruction by the ACSA- ORTIA Project Manager.

2.0 Types of Hoardings

2.0.1 Type A. (See *Detail A*)



This type of internal hoarding will be applicable where construction work takes place adjacent to other tenants to minimise noise, dust and visual screening.

Construction and Material

The construction method is of permanent nature and uses the existing building structure for secure fixing, i.e. fixed to the roof structure and the floor.

The framework consist of galvanised floor track 61 mm wide fixed to the floor and soffit with suitable fasteners at 600 mm centres minimum.

The board on the public side will be 16 mm chipboard with melamine finish (Grey Cambrink) and on the construction side can be either 12 mm chipboard for heavy usage or 12, 7 mm Gypsum plasterboard for lighter usage.

NB: Heavy usage when shelving is to be hung onto the walls or when any other fixing onto the walls is required.

Lighter usage when no hanging is to be done onto the walls.

The melamine boards are cut into module width of 900 mm or 1200 mm and the heights will be those that can be manoeuvred by human labourers without any hindrance to the public where applicable, preferably 3000 high.

The melamine board will be held in place by a tophat section on the vertical joint, colour black. The back board will be screwed directly to the grid.

Where soundproofing is required the hoarding will be filled with an approved insulating material.

2.0.2 Type B. (see *detail A*)



The method of construction is similar to Permanent type except that the hoarding is only on the public side and is melamine finish (Grey Cambrink).

Construction and Material

The construction method will match that of the Permanent hoarding on the public side only and no finishes on the construction side.

No insulation for this type of hoarding will be required.

2.0.3 Type C.



This type of hoarding is made out of 2100 h X 900 w melamine faced (Grey Cambrink) chipboard panel on metal supports. Generally, it will consist of four to six panels that can be placed around a particular area for maintenance or repair to floors.

Construction and Material

The panels off-cuts can be easily acquired from the hardware outlets and the steel support frame must be fixed to the panel to prevent the panels from falling over.

2.0.4 Type D.



Yellow New Jersey barriers or orange plastic netting (at the discretion of the ORTIA-Project Manager) must be used to barricade the construction site from the public prior to construction work taking place.

Construction and Material

Steel post at 3000 mm maximum apart onto which the orange plastic netting is attached to.

Water filled yellow New Jersey barrier used to block roadway temporarily during repairs or entrance roadway prior to construction work taking place.

Note:

High impact industrial moulded, interlocking plastic barriers to be filled with water to make it stable and not movable. The hoarding must be kept neat and tidy at all times.

2.0.5 Type E



This hoarding must remain in place for the duration of the construction period and is only removed at the end of construction when all the work has been completed.

Either one of two types of hoarding is acceptable, viz. Sheet metal and Pre-cast concrete hoarding mainly used for site establishment.

2.0.6 Type F.



The sheet metal hoarding must be a minimum of 2000mm high around the perimeter of the construction site establishment. **(see detail B)**

Construction and Material

The IBR/Corrugated sheeting must be fixed onto steel or timber posts, with horizontal steel members positioned at the top, centre and bottom to secure the sheeting firmly. The sheet metal is to extend to ground level or floor finish level i.e.: no gaps are permitted.

2.0.7 Type G.



Pre-cast panel and pole hoarding will be used when indicated by ACSA. This hoarding will be used for contractor yards that will be used for extended periods of time. **Specifications to be confirmed by the ACSA Project Manager.**

2.0.8 Type H.



These are concrete panels 2100 h X 1500 w X 200 thick similar to the concrete walls around the airport site.

The panel thickness slopes from the top to the bottom, thus the thickness at the top of the panel are 100 mm. The base extend 500 mm on either side of the centre of panel for support. These panels can be used for permanent or temporary purposes.

Construction and Material

These panels are constructed out of concrete; the inner surface shaped according to the shattering used on the public side should be roughcast to give a permanent appealing appearance. Where this panels are permanently installed closer to Terminals they should be painted in colour specified below for external hoarding.

3.0 Painting

Internal hoarding will be mainly grey cambrink melamine on the public side and where painting is used, it must match the grey cambrink melamine. In the other side where plane chipboard or plasterboard is used and the area utilised as a temporal office, then the walls will be painted with white contractors PVA. All

external types hoarding will be painted and all paint types must be as per specification unless changed by the ACSA-ORTIA Project Manager.

Painting specifications

For IBR/Corrugated sheeting paint spec: PLASCON WALL & WALL. TEAL RAL 5021.

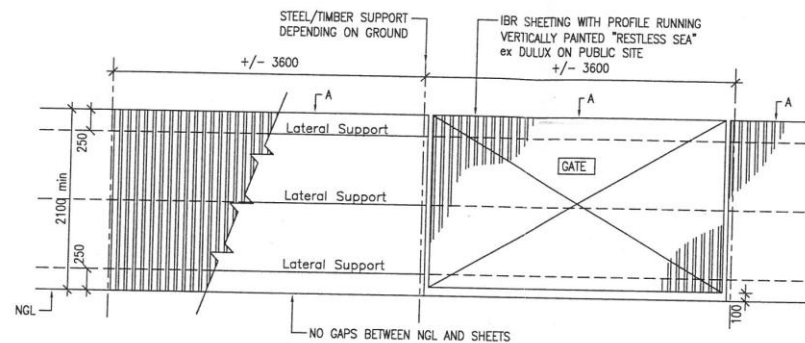
The supporting posts are to be painted in PLASCON WALL & WALL. TEAL RAL 5021.

4.0 Corner Protectors

Internal hoarding to have aluminium corner protectors to match the height of the melamine chipboard panels used and the size to be 50 mm X 50 mm. External hoarding to have no corner protectors but the contractor to finish of the corners neatly i.e. with corner flashing to protect public from being injured.

5.0 Signage

All hoarding should have enough signage to inform the general public of the construction process.



HOARDING ELEVATION
SCALE 1:50

GENERAL NOTES:

- NO STRUCTURE OF HOARDING TO BE VISIBLE TO PUBLIC.
- ALLOWANCE TO BE MADE FOR WIND LOADING AS NECESSARY.
- ALL THE GATES TO OPEN INTO CONSTRUCTION SITE AND BE PROVIDED WITH LOCKS.
- SHEETS ARE NOT TO HAVE DENTS OR TEARS.
- A* MUST BE HORIZONTAL WITH STEP UP/DOWN TO MAINTAIN MINIMUM HEIGHTS.
- LANDSCAPING TO BE PROVIDED WHERE POSSIBLE.
- PUBLIC NOTICES (BUZZI BEE) TO BE MOUNTED ON PUBLIC SIDE OF HOARDING @ +/- 10000 cc



EXTERNAL HOARDING SPECIFICATION (DETAIL B)
JOHANNESBURG INTERNATIONAL AIRPORT

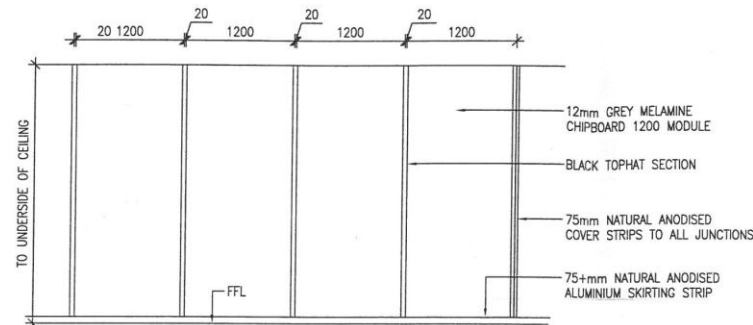
Scale : 1: 50
Date : 02 AUGUST 2000
Checked by : K.Naicker

PROJECT MANAGEMENT DIVISION
Drawing by :
Will Maleka

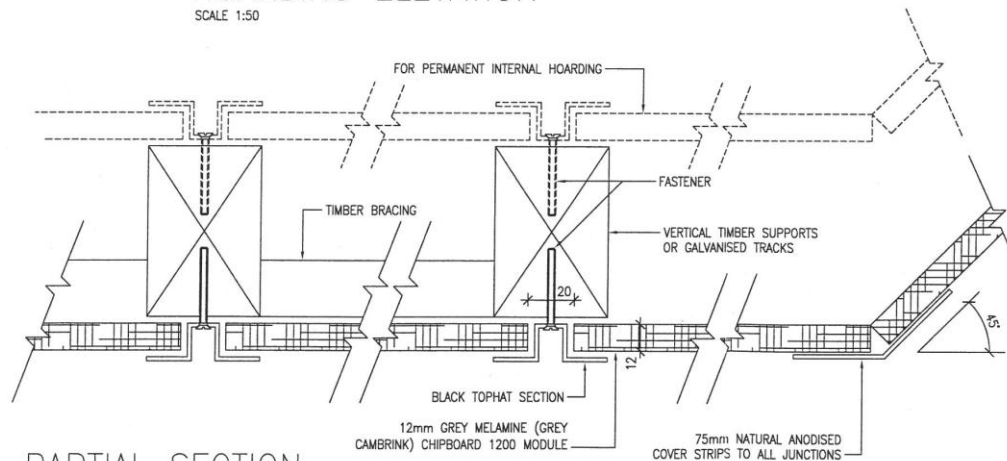
drawing no.

ACSA

2 of 2



HOARDING ELEVATION
SCALE 1:50



PARTIAL SECTION
SCALE 1:2

GENERAL NOTES:

-THIS TYPE OF HOARDING WILL BE APPLICABLE WHERE CONSTRUCTION WORK TAKES PLACE IN ANY AREA THAT NOT IN DANGER OF BEING EXPOSED TO THE ELEMENTS OR AS SPECIFIED BY THE AIRPORTS COMPANY SOUTH AFRICA

CONSTRUCTION AND MATERIAL:

-THE CONSTRUCTION METHOD IS OF A PERMANENT NATURE AND USES EXISTING BUILDING STRUCTURES FOR SECURE FIXING i.e FIXED TO THE ROOF STRUCTURE AND THE FLOOR.

-THE FRAMEWORK CONSISTS OF GALVANISED FLOOR TRACKS 61mm WIDE FIXED TO THE FLOOR AND SOFFIT WITH SUITABLE FASTENERS AT 800mm CENTRES.

-THE BOARD ON THE PUBLIC SIDE WILL BE 16mm CHIPBOARD WITH MELAMINE FINISH AND ON THE CONSTRUCTION SIDE CAN BE EITHER 12mm CHIPBOARD FOR HEAVY USAGE OR 12,7mm GYPSUM PLASTERBOARD FOR LIGHTER USAGE.

NB: HEAVY USAGE--WHEN SHELVING IS TO BE HUNG ONTO THE WALLS OR ANY FIXINGS ONTO THE WALLS.
LIGHTER USAGE--WHEN NO HANGING IS TO BE DONE ONTO THE WALLS.

-THE MELAMINE BOARDS ARE TO BE USED IN MODULE WIDTHS OF 1200mm AND THE HEIGHT IS FROM EXISTING FLOOR LEVEL TO THE UNDERSIDE OF THE CEILING OR SLAB UNLESS OTHERWISE INDICATED BY THE AIRPORTS COMPANY SOUTH AFRICA. THE MINIMUM HEIGHT OF THE HOARDING WHERE IT DOES NOT EXTEND TO THE UNDERSIDE OF CEILINGS OR SLABS IS 3000mm.

-THE MELAMINE BOARDS WILL BE HELD IN PLACE BY A BLACK TOPHAT CHANNELS ON THE VERTICAL JOINTS. ANY HORIZONTAL JOINTS ARE TO ALSO HAVE TOPHAT CHANNELS INSTALLED. THE BACKBOARDS WILL BE SCREWED DIRECTLY ONTO THE SUPPORT GRID.

OPTIONAL: IF INDICATED, THE HOARDING WILL BE FILLED WITH AN APPROVED INSULATING MATERIAL.

-ACCESS TO THE SITE THROUGH THE HOARDING WILL BE VIA A HOLLOW PANEL MASONITE DOOR FITTED WITH A DOOR CLOSER AND LOCK. THIS MUST BE PAINTED EX DULUX "RESTLESS SEA".



INTERNAL HOARDING SPECIFICATION (DETAIL A) JOHANNESBURG INTERNATIONAL AIRPORT

Scale : 1: 50 & 2
Date : 02 AUGUST 2000
Checked by : K.Naicker

PROJECT MANAGEMENT DIVISION

Drawing by :
Will Maleka

521 6205
Room 12A
Administration Tower

drawing no.

ACSA

1 of 2