



NEC3 Engineering and Construction

Short Contract (ECSC3)

A contract between	Eskom Holdings SOC Ltd (Reg No. 2002/015527/30)	
and	Renovation of Arnot Power Station Operating cabins and offices	
for		
Contents:	Compiled in accordance with CIDB Standard for Uniformity in Construction Procurement (May 2010 amendments)	Page No.
Part C1	Agreements & Contract Data	
	C1.1 Form of Offer and Acceptance	2
	C1.2 Contract Data provided by the <i>Employer</i>	5
	C1.2 Contract Data provided by the <i>Contractor</i>	14
Part C2	Pricing Data	
	C2.1 Pricing assumptions	15
	C2.2 Price List	16
Part C3	Scope of Work	
	C3.1 Works Information	42
Part C4	Site Information	65
Documentation prepared by:		

C1 Agreements & Contract Data

C1.1 Form of Offer and Acceptance

Offer

The Employer, identified in the Acceptance page signature block on the next page, has solicited offers to enter into a contract for the procurement of:

Renovation of Arnot Power Station Operating cabins and offices

The tenderer, identified in the signature block below, having examined the documents listed in the Tender Data and addenda thereto as listed in the Tender Schedules, and by submitting this Offer has accepted the Conditions of Tender.

By the representative of the tenderer, deemed to be duly authorised, signing this part of this Form of Offer and Acceptance the tenderer offers to perform all of the obligations and liabilities of the Contractor under the Contract including compliance with all its terms and conditions according to their true intent and meaning for an amount to be determined in accordance with the conditions of contract identified in the Contract Data.

The offered total of the Prices exclusive of VAT is	R
Value Added Tax @ 15% is	R
The offered total of the Prices inclusive of VAT is	R
(in words)	

This Offer may be accepted by the Employer by signing the form of Acceptance overleaf and returning one copy of this document including the Schedule of Deviations (if any) to the tenderer before the end of the period of validity stated in the Tender Data, or other period as agreed, whereupon the tenderer becomes the party named as the Contractor in the conditions of contract identified in the Contract Data.

Signature(s)

Name(s)

Capacity

For the tenderer:

(Insert name and address of organisation)

Name & signature of witness

Date

Tenderer's CIDB registration number:

Acceptance

By signing this part of this Form of Offer and Acceptance, the Employer identified below accepts the tenderer's Offer. In consideration thereof, the Employer shall pay the Contractor the amount due in accordance with the conditions of contract identified in the Contract Data. Acceptance of the tenderer's Offer shall form an Agreement between the Employer and the tenderer upon the terms and conditions contained in this Agreement and in the Contract that is the subject of this Agreement.

The terms of the Contract, are contained in:

- Part 1 Agreements and Contract Data, (which includes this Form of Offer and Acceptance)
- Part 2 Pricing Data
- Part 3 Scope of Work: Works Information
- Part 4 Site Information

and drawings and documents (or parts thereof), which may be incorporated by reference into the above listed Parts.

Deviations from and amendments to the documents listed in the Tender Data and any addenda thereto listed in the Tender Schedules as well as any changes to the terms of the Offer agreed by the tenderer and the Employer during this process of Offer and Acceptance, are contained in the Schedule of Deviations attached to and forming part of this Form of Offer and Acceptance. No amendments to or deviations from said documents are valid unless contained in this Schedule, which must be signed by the duly authorised representative(s) for both parties.

The tenderer shall within one week of receiving a completed copy of this Agreement, including the Schedule of Deviations (if any), contact the Employer's agent (whose details are given in the Contract Data) to arrange the delivery of any securities, bonds, guarantees, proof of insurance and any other documentation to be provided in terms of the conditions of contract identified in the Contract Data at, or just after, the date this Agreement comes into effect. Failure to fulfil any of these obligations in accordance with those terms shall constitute a repudiation of this Agreement.

Notwithstanding anything contained herein, this Agreement comes into effect on the date when the tenderer receives one fully completed and signed copy of this document, including the Schedule of Deviations (if any) together with all the terms of the contract as listed above.

Signature(s)

Name(s)

Capacity

**for the
Employer**

.....
.....
.....
(Insert name and address of organisation)

Name &
signature of
witness

Date

Note: If a tenderer wishes to submit alternative tender offers, further copies of this document may be used for that purpose, duly endorsed, 'Alternative Tender No. _____'

Schedule of Deviations

Note:

EXAMPLE: To be completed by the Employer prior to award of contract. This part of the Offer & Acceptance would not be required if the contract has been developed by negotiation between the Parties and is not the result of a process of competitive tendering.

EXAMPLE: The extent of deviations from the tender documents issued by the Employer prior to the tender closing date is limited to those permitted in terms of the Conditions of Tender.

EXAMPLE: A tenderer's covering letter must not be included in the final contract document. Should any matter in such letter, which constitutes a deviation as aforesaid be the subject of agreement reached during the process of Offer and Acceptance, the outcome of such agreement shall be recorded here and the final draft of the contract documents shall be revised to incorporate the effect of it.

No.	Subject	Details
1		
2		
3		
4		
5		
6		
7		

By the duly authorised representatives signing this Schedule of Deviations below, the Employer and the tenderer agree to and accept this Schedule of Deviations as the only deviations from and amendments to the documents listed in the Tender Data and any addenda thereto listed in the Tender Schedules, as well as any confirmation, clarification or changes to the terms of the Offer agreed by the tenderer and the Employer during this process of Offer and Acceptance.

It is expressly agreed that no other matter whether in writing, oral communication or implied during the period between the issue of the tender documents and the receipt by the tenderer of a completed signed copy of this Form shall have any meaning or effect in the contract between the parties arising from this Agreement.

For the tenderer:

For the Employer

Signature

.....

Name

.....

Capacity

.....

On behalf of *(Insert name and address of organisation)*

(Insert name and address of organisation)

Name & signature of witness

.....

Date

.....

C1.2 Contract Data

Data provided by the *Employer*

Clause	Statement	Data
	General	
10.1	The <i>Employer</i> is (Name):	Eskom Holdings SOC Ltd (reg no: 2002/015527/30), a state owned company incorporated in terms of the company laws of the Republic of South Africa
	Address	Registered office at Megawatt Park, Maxwell Drive, Sandton, Johannesburg
10.1 & 14.4	The <i>Employer's</i> representative to whom the <i>Employer</i> in terms of clause 14.4 delegates his actions ² is (Name):	To be confirmed
	Address	Arnot Power Station Private Bag X2 Rietkuil 1097
	Tel No.	
	Fax No.	None
	E-mail address	
11.2(11)	The <i>works</i> are	Renovation of Operating cabins & offices
11.2(13)	The Works Information is in	the document called 'Works Information' in Part 3 of this contract.
11.2(12)	The Site Information is in	the document called 'Site Information' in Part 4 of this contract.
11.2(12)	The <i>site</i> is	Arnot Power Station
30.1	The <i>starting date</i> is.	29 May 2023
11.2(2)	The <i>completion date</i> is.	29 November 2023
13.2	The <i>period for reply</i> is	1 week
40	The <i>defects date</i> is	52 weeks after Completion
41.3	The <i>defect correction period</i> is	one week
50.1	The <i>assessment day</i> is the	25th of each month.
50.5	The <i>delay damages</i> are	R1500 per day
50.6	The retention is	5%
51.2	The interest rate on late payment is	0.5% [Insert a rate only if a rate less than 0.5% per week of delay has been agreed]

² Except those actions which can only be done by the *Employer* as a Party to the contract.

80.1	The <i>Contractor</i> is not liable to the <i>Employer</i> for loss of or damage to the <i>Employer's</i> property in excess of	the amount of the deductibles relevant to the event
	Does the United Kingdom Housing Grants, Construction and Regeneration Act (1996) apply?	No
93.1	The <i>Adjudicator</i> is	the person selected from the ICE-SA Division (or its successor body) of the South African Institution of Civil Engineering Panel of Adjudicators by the Party intending to refer a dispute to him. (see www.ice-sa.org.za). If the Parties do not agree on an Adjudicator the Adjudicator will be appointed by the Arbitration Foundation of Southern Africa (AFSA).
	Address	
	Tel No.	
	Fax No.	
	e-mail	
93.2(2)	The <i>Adjudicator nominating body</i> is:	the Chairman of ICE-SA a joint Division of the South African Institution of Civil Engineering and the London Institution of Civil Engineers. (See www.ice-sa.org.za) or its successor body
93.4	The <i>tribunal</i> is:	arbitration.
	The <i>arbitration procedure</i> is	the latest edition of Rules for the Conduct of Arbitrations published by The Association of Arbitrators (Southern Africa) or its successor body.
	The place where arbitration is to be held is	South Africa
	The person or organisation who will choose an arbitrator if the Parties cannot agree a choice or if the arbitration procedure does not state who selects an arbitrator, is	the Chairman for the time being or his nominee of the Association of Arbitrators (Southern Africa) or its successor body.
	The <i>conditions of contract</i> are the NEC3 Engineering and Construction Short Contract (April 2013)³⁴ and the following additional conditions Z1 to Z11 which always apply:	
Z1	Cession delegation and assignment	
Z1.1	The <i>Contractor</i> does not cede, delegate or assign any of its rights or obligations to any person without the written consent of the <i>Employer</i> .	
Z1.2	Notwithstanding the above, the <i>Employer</i> may on written notice to the <i>Contractor</i> cede and	

³ If June 2005 Edition applies, delete April 2013 and insert June 2005

⁴ State whether attached as a 'PDF' file in terms of Eskom's licence, or to be obtained from Engineering Contract Strategies Tel 011 803 3008, Fax 086 539 1902 or www.ecs.co.za.

RENOVATION OF ARNOT POWER STATION OPERATING CABINS AND OFFICES

	delegate its rights and obligations under this contract to any of its subsidiaries or any of its present divisions or operations which may be converted into separate legal entities as a result of the restructuring of the Electricity Supply Industry.
Z2	Change of Broad Based Black Economic Empowerment (B-BBEE) status
Z2.1	Where a change in the <i>Contractor's</i> legal status, ownership or any other change to his business composition or business dealings results in a change to the <i>Contractor's</i> B-BBEE status, the <i>Contractor</i> notifies the <i>Employer</i> within seven days of the change.
Z2.2	The <i>Contractor</i> is required to submit an updated verification certificate and necessary supporting documentation confirming the change in his B-BBEE status to the <i>Employer</i> within thirty days of the notification or as otherwise instructed by the <i>Employer</i> .
Z2.3	Where, as a result, the <i>Contractor's</i> B-BBEE status has decreased since the <i>starting date</i> the <i>Employer</i> may either re-negotiate this contract or alternatively, terminate the <i>Contractor's</i> obligation to Provide the Works.
Z2.4	Failure by the <i>Contractor</i> to notify the <i>Employer</i> of a change in its B-BBEE status may constitute a reason for termination. If the <i>Employer</i> terminates in terms of this clause, the procedures on termination are those stated in Clause 91.1 and the amount due on termination includes amounts listed in Clause 92.1 less a deduction of the forecast additional cost to the <i>Employer</i> of completing the <i>works</i> .
Z3	Confidentiality
Z3.1	The <i>Contractor</i> does not disclose or make any information arising from or in connection with this contract available to others except where required by this contract. This undertaking does not, however, apply to information which at the time of disclosure or thereafter, without default on the part of the <i>Contractor</i> , enters the public domain or to information which was already in the possession of the <i>Contractor</i> at the time of disclosure (evidenced by written records in existence at that time). Should the <i>Contractor</i> disclose information to others where required by this contract the <i>Contractor</i> ensures that the provisions of this clause are complied with by the recipient.
Z3.2	If the <i>Contractor</i> is uncertain about whether any such information is confidential, it is to be regarded as such until notified otherwise by the <i>Employer</i> .
Z3.3	In the event that the <i>Contractor</i> is, at any time, required by law to disclose any such information which is required to be kept confidential, the <i>Contractor</i> , to the extent permitted by law prior to disclosure, notifies the <i>Employer</i> so that an appropriate protection order and/or any other action can be taken if possible, prior to any disclosure. In the event that such protective order is not, or cannot, be obtained, then the <i>Contractor</i> may disclose that portion of the information which it is required to be disclosed by law and uses reasonable efforts to obtain assurances that confidential treatment will be afforded to the information so disclosed.
Z3.4	The taking of images (whether photographs, video footage or otherwise) of the <i>works</i> or any portion thereof, in the course of Providing the Works and after Completion, requires the prior written consent of the <i>Employer</i> . All rights in and to all such images vests exclusively in the <i>Employer</i> .
Z3.5	The <i>Contractor</i> ensures that all his subcontractors abide by the undertakings in this clause.
Z4	Waiver and estoppel: Add to clause 12.2:
Z4.1	Any extension, concession, waiver or relaxation of any action stated in this contract by the Parties or their delegates or the <i>Adjudicator</i> does not constitute a waiver of rights, and does not

RENOVATION OF ARNOT POWER STATION OPERATING CABINS AND OFFICES

	give rise to an estoppel unless the Parties agree otherwise and confirm such agreement in writing.
Z5	Health, safety and the environment
Z5.1	The <i>Contractor</i> undertakes to take all reasonable precautions to maintain the health and safety of persons in and about the execution of the <i>works</i> . Without limitation the <i>Contractor</i> : Article I. accepts that the <i>Employer</i> may appoint him as the "Principal Contractor" (as defined and provided for under the Construction Regulations 2014 (promulgated under the Occupational Health & Safety Act 85 of 1993) ("the Construction Regulations") for the Site; Article II. warrants that the total of the Prices as at the Contract Date includes a sufficient amount for proper compliance with the Construction Regulations, all applicable health & safety laws and regulations and the health and safety rules, guidelines and procedures provided for in this contract and generally for the proper maintenance of health & safety in and about the execution of <i>works</i> ; and Article III. undertakes, in and about the execution of the <i>works</i> , to comply with the Construction Regulations and with all applicable health & safety laws and regulations and rules, guidelines and procedures otherwise provided for under this contract and ensures that his Subcontractors, employees and others under the <i>Contractor's</i> direction and control, likewise observe and comply with the foregoing.
Z5.2	The <i>Contractor</i> , in and about the execution of the <i>works</i> , complies with all applicable environmental laws and regulations and rules, guidelines and procedures otherwise provided for under this contract and ensures that his subcontractors, employees and others under the <i>Contractor's</i> direction and control, likewise observe and comply with the foregoing.
Z6	Provision of a Tax Invoice and interest. Add to clause 50
Z6.1	The <i>Contractor</i> provides the <i>Employer</i> with a tax invoice in accordance with the <i>Employer's</i> procedures stated in the Works Information, showing the correctly assessed amount due for payment.
Z6.2	If the <i>Contractor</i> does not provide a tax invoice in the form and by the time required by this contract, the time by when the <i>Employer</i> is to make a payment is extended by a period equal in time to the delayed submission of the correct tax invoice. Interest due by the <i>Employer</i> in terms of clause 51.2 is then calculated from the delayed date by when payment is to be made.
Z6.3	The <i>Contractor</i> is required to comply with the requirements of the Value Added Tax Act, no 89 of 1991 (as amended) and to include the <i>Employer's</i> VAT number 4740101508 on each invoice he submits for payment.
Z7	Notifying compensation events
Z7.1	Delete from the last sentence in clause 61.1, "unless the event arises from an instruction of the <i>Employer</i> ."
Z8	<i>Employer's</i> limitation of liability; Add to clause 80.1
Z8.1	The <i>Employer</i> liability to the <i>Contractor</i> for the <i>Contractor's</i> indirect or consequential loss is limited to R0.00 (zero Rand).
Z9	Termination: Add to clause 90.2, after the words "or its equivalent":
Z9.1	or had a business rescue order granted against it.

Z10	Addition to Clause 50.5
Z10.1	If the amount due for the <i>Contractor's</i> payment of <i>delay damages</i> reaches the limits stated in this Contract Data (if any), the <i>Employer</i> may terminate the <i>Contractor's</i> obligation to Provide the Works.
	If the <i>Employer</i> terminates in terms of this clause, the procedures on termination are those stated in Clause 91.1 and the amount due on termination includes amounts listed in Clause 92.1 less a deduction of the forecast additional cost to the <i>Employer</i> of completing the <i>works</i> .
Z11	Ethics
For the purposes of this Z-clause, the following definitions apply:	
Affected Party	means, as the context requires, any party, irrespective of whether it is the <i>Contractor</i> or a third party, such party's employees, agents, or Subconsultants or Subcontractor's employees, or any one or more of all of these parties' relatives or friends,
Coercive Action	means to harm or threaten to harm, directly or indirectly, an Affected Party or the property of an Affected Party, or to otherwise influence or attempt to influence an Affected Party to act unlawfully or illegally,
Collusive Action	means where two or more parties co-operate to achieve an unlawful or illegal purpose, including to influence an Affected Party to act unlawfully or illegally,
Committing Party	means, as the context requires, the <i>Contractor</i> , or any member thereof in the case of a joint venture, or its employees, agents, or Subcontractors or the Subcontractor's employees,
Corrupt Action	means the offering, giving, taking, or soliciting, directly or indirectly, of a good or service to unlawfully or illegally influence the actions of an Affected Party,
Fraudulent Action	means any unlawfully or illegally intentional act or omission that misleads, or attempts to mislead, an Affected Party, in order to obtain a financial or other benefit or to avoid an obligation or incurring an obligation,
Obstructive Action	means a Committing Party unlawfully or illegally destroying, falsifying, altering or concealing information or making false statements to materially impede an investigation into allegations of Prohibited Action, and
Prohibited Action	means any one or more of a Coercive Action, Collusive Action Corrupt Action, Fraudulent Action or Obstructive Action.
Z11.1	A Committing Party may not take any Prohibited Action during the course of the procurement of this contract or in execution thereof.
Z11.2	The <i>Employer</i> may terminate the <i>Contractor's</i> obligation to Provide the Services if a Committing Party has taken such Prohibited Action and the <i>Contractor</i> did not take timely and appropriate action to prevent or remedy the situation, without limiting any other rights or remedies the <i>Employer</i> has. It is not required that the Committing Party had to have been found guilty, in court or in any other similar process, of such Prohibited Action before the <i>Employer</i> can terminate the <i>Contractor's</i> obligation to Provide the Services for this reason.
Z11.3	If the <i>Employer</i> terminates the <i>Contractor's</i> obligation to Provide the Services for this reason, the amounts due on termination are those intended in core clauses 92.1 and 92.2.
Z11.4	A Committing Party co-operates fully with any investigation pursuant to alleged Prohibited Action. Where the <i>Employer</i> does not have a contractual bond with the Committing Party, the <i>Contractor</i> ensures that the Committing Party co-operates fully with an investigation.

Z12 Insurance

Z _12.1 Replace core clause 82 with the following:

Insurance cover 82

- 82.1 When requested by a Party, the other Party provides certificates from his insurer or broker stating that the insurances required by this contract are in force.
- 82.2 The *Contractor* provides the insurances stated in the Insurance Table A, from the *starting date* until the earlier of Completion and the date of the termination certificate.

INSURANCE TABLE A

Insurance against	Minimum amount of cover or minimum limit of indemnity	Cover provided until
Loss of or damage to the works	The replacement cost where not covered by the <i>Employer's</i> insurance The <i>Employer's</i> policy deductible as at contract date, where covered by the <i>Employer's</i> insurance	The <i>Employer's</i> certificate of Completion has been issued
Loss of or damage to Equipment, Plant and Materials	The replacement cost where not covered by the <i>Employer's</i> insurance The <i>Employer's</i> policy deductible as at contract date, where covered by the <i>Employer's</i> insurance	The Defects Certificate has been issued
The <i>Contractor's</i> liability for loss of or damage to property (except the works, Plant and Materials and Equipment) and for bodily injury to or death of a person (not an employee of the <i>Contractor</i>) arising from or in connection with the <i>Contractor's</i> Providing the Works	<u>Loss of or damage to property</u> <u>Employer's property</u> The replacement cost where not covered by the <i>Employer's</i> insurance The <i>Employer's</i> policy deductible as at contract date where covered by the <i>Employer's</i> insurance	

	<p><u>Other property</u> The replacement cost</p> <p><u>Bodily injury to or death of a person</u> The amount required by the applicable law</p>	
Liability for death of or bodily injury to employees of the Contractor arising out of and in the course of their employment in connection with this contract	The amount required by the applicable law	

82.3 The *Employer* provides the insurances as stated in the Insurance Table B

INSURANCE TABLE B

Insurance against or name of policy	Minimum amount of cover or minimum of indemnity
Assets All Risk	Per the insurance policy document
Contract Works insurance	Per the insurance policy document
Environmental Liability	Per the insurance policy document
General and Public Liability	Per the insurance policy document
Transportation (Marine)	Per the insurance policy document
Motor Fleet and Mobile Plant	Per the insurance policy document
Terrorism	Per the insurance policy document
Cyber Liability	Per the insurance policy document
Nuclear Material Damage and Business Interruption	Per the insurance policy document
Nuclear Material Damage Terrorism	Per the insurance policy document

Z13 Nuclear Liability

Z13.1 The *Employer* is the operator of the Koeberg Nuclear Power Station (KNPS), a nuclear installation, as designated by the National Nuclear Regulator of the Republic of South Africa, and is the holder of a nuclear licence in respect of the KNPS.

Z13.2 The *Employer* is solely responsible for and indemnifies the *Contractor* or any other person against any and all liabilities which the *Contractor* or any person may incur arising out of or resulting from nuclear damage, as defined in Act 47 of 1999, save to the extent that any liabilities are incurred due to the unlawful intent of the *Contractor* or any other person or the presence of the *Contractor* or that person or any property of the *Contractor* or such person at or in the KNPS or on the KNPS site, without the permission of the *Employer* or of a person acting on behalf of the *Employer*.

RENOVATION OF ARNOT POWER STATION OPERATING CABINS AND OFFICES

- Z13.3 Subject to clause Z13.4 below, the *Employer* waives all rights of recourse, arising from the aforesaid, save to the extent that any claims arise or liability is incurred due or attributable to the unlawful intent of the *Contractor* or any other person, or the presence of the *Contractor* or that person or any property of the *Contractor* or such person at or in the KNPS or on the KNPS site, without the permission of the *Employer* or of a person acting on behalf of the *Employer*.
- Z13.4 The *Employer* does not waive its rights provided for in section 30 (7) of Act 47 of 1999, or any replacement section dealing with the same subject matter.
- Z13.5 The protection afforded by the provisions hereof shall be in effect until the KNPS is decommissioned.

Z14 Asbestos

For the purposes of this Z-clause, the following definitions apply:

- AAIA** means approved asbestos inspection authority.
- ACM** means asbestos containing materials.
- AL** means action level, i.e. a level of 50% of the OEL, i.e. 0.1 regulated asbestos fibres per ml of air measured over a 4 hour period. The value at which proactive actions is required in order to control asbestos exposure to prevent exceeding the OEL.
- Ambient Air** means breathable air in area of work with specific reference to breathing zone, which is defined to be a virtual area within a radius of approximately 30cm from the nose inlet.
- Compliance Monitoring** means compliance sampling used to assess whether or not the personal exposure of workers to regulated asbestos fibres is in compliance with the Standard's requirements for safe processing, handling, storing, disposal and phase-out of asbestos and asbestos containing material, equipment and articles.
- OEL** means occupational exposure limit.
- Parallel Measurements** means measurements performed in parallel, yet separately, to existing measurements to verify validity of results.
- Safe Levels** means airborne asbestos exposure levels conforming to the Standard's requirements for safe processing, handling, storing, disposal and phase-out of asbestos and asbestos containing material, equipment and articles.
- Standard** means the *Employer's* Asbestos Standard 32-303: Requirements for Safe Processing, Handling, Storing, Disposal and Phase-out of Asbestos and Asbestos Containing Material, Equipment and Articles.
- SANAS** means the South African National Accreditation System.
- TWA** means the average exposure, within a given workplace, to airborne asbestos fibres, normalised to the baseline of a 4 hour continuous period, also applicable to short term exposures, i.e. 10-minute TWA.

- Z14.1 The *Employer* ensures that the Ambient Air in the area where the *Contractor* will Provide the Services conforms to the acceptable prescribed South African standard for asbestos, as per the regulations published in GNR 155 of 10 February 2002, under the Occupational Health and Safety Act, 1993 (Act 85 of 1993) ("Asbestos Regulations"). The OEL for asbestos is 0.2 regulated asbestos fibres per millilitre of air as a 4-hour TWA, averaged over any continuous period of four hours, and the short term exposure limit of 0.6 regulated asbestos fibres per

millilitre of air as a 10-minute TWA, averaged over any 10 minutes, measured in accordance with HSG248 and monitored according to HSG173 and OESSM.

- Z14.2 Upon written request by the *Contractor*, the *Employer* certifies that these conditions prevail. All measurements and reporting are effected by an independent, competent, and certified occupational hygiene inspection body, i.e. a SANAS accredited and Department of Employment and Labour approved AAIA. The *Contractor* may perform Parallel Measurements and related control measures at the *Contractor's* expense. For the purposes of compliance the results generated from Parallel Measurements are evaluated only against South African statutory limits as detailed in clause Z14.1. Control measures conform to the requirements stipulated in the AAIA-approved asbestos work plan.
- Z14.3 The *Employer* manages asbestos and ACM according to the Standard.
- Z14.4 In the event that any asbestos is identified while Providing the Services, a risk assessment is conducted and if so required, with reference to possible exposure to an airborne concentration of above the AL for asbestos, immediate control measures are implemented and relevant air monitoring conducted in order to declare the area safe.
- Z14.5 The *Contractor's* personnel are entitled to stop working and leave the contaminated area forthwith until such time that the area of concern is declared safe by either Compliance Monitoring or an AAIA approved control measure intervention, for example, per the emergency asbestos work plan, if applicable.
- Z14.6 The *Contractor* continues to Provide the Services, without additional control measures presented, on presentation of Safe Levels. The contractually agreed dates to Provide the Services, including the Completion Date, are adjusted accordingly. The contractually agreed dates are extended by the notification periods required by regulations 3 and 21 of the Asbestos Regulations, 2001.
- Z14.7 Any removal and disposal of asbestos, asbestos containing materials and waste, is done by a registered asbestos contractor, instructed by the *Employer* at the *Employer's* expense, and conducted in line with South African legislation.

Data provided by the Contractor (the Contractor's Offer)

The tendering contractor is advised to read both the NEC3 Engineering and Construction Short Contract (April 2013) and the relevant parts of its Guidance Notes (ECSC3-GN)⁵ in order to understand the implications of this Data which the tenderer is required to complete. An example of the completed Data is provided on page 31 of the ECSC3 April 2013 Guidance Notes.

Completion of the data in full is essential to create a complete contract.

10.1	The <i>Contractor</i> is (Name):	
	Address	
	Tel No.	
	Fax No.	
	E-mail address	
63.2	The percentage for overheads and profit added to the Defined Cost for people is	%
63.2	The percentage for overheads and profit added to other Defined Cost is	%
11.2(9)	The Price List is in	the document called 'Price List' in Part 2 of this contract.
11.2(10)	The offered total of the Prices is [Enter the total of the Prices from the Price List]:	R excluding VAT [in words] excluding VAT

⁵ Available from Engineering Contract Strategies Tel 011 803 3008, Fax 086 539 1902 or www.ecs.co.za.

C2 Pricing Data

C2.1 Pricing assumptions

Entries in the first four columns in the Price List are made either by the *Employer* or the tendering contractor

If the *Contractor* is to be paid an amount for the item which is not adjusted if the quantity of work in the item changes, the tenderer enters the amount in the Price column only; the Unit, Quantity and Rate columns being left blank.

If the *Contractor* is to be paid an amount for the item of work which is the rate for the work multiplied by the quantity completed, the tenderer enters the rate which is then multiplied by the expected quantity to produce the Price, which is also entered.

All Prices are to be shown excluding VAT unless instructed otherwise by the *Employer* in Tender Data or in an instruction the *Employer* has given before the tenderer enters his Prices.

If there is insufficient space in the Price List which follows, state in which document the Price List is contained.

C2.2 Price List

The Price List is as follows

ARNOT ALTERATIONS					
ITEM NO	DESCRIPTION	Unit	Quantity	Rate	Price
	SECTION SUMMARY				
	SUMMARY OF TRADES: BILL No.1				
1	PRELIMINARIES				
2	Cabin 1 & 2				
3	Cabin 3 & 4				
4	Cabin 5&6				
5	North ash plant cabin				
6	South ash plant cabin				
7	Coal plant cabins (North & South)				
8	Outside plant foremen offices & boardroom				
9	Station cleaning offices (45 ft level), change rooms & toilets (male & female)				
10	Ops men's toilets 1&2 (45 ft level corridor)				
11	Ops ladies toilets (45 ft level corridor opposite to males toilet 2)				
12	Operating change rooms & toilets (45 ft level) – Males				
13	Operating change rooms & toilets (45 ft level) – Females				
14	Ops Support ladies toilets				
15	Ops Outside Plant foremen's toilets				
16	Main Admin control room men's toilets 1,2&3				

17	Operating tearoom, change rooms and male & female toilets (0 ft level)				
18	Ops Support Services lashing tearoom				
	TOTAL CARRIED FORWARD TO EXECUTIVE SUMMARY	R -			
Item	Description	Unit	Quantity	Rate	Price
	Arnot alterations				
	Cabin 1 & 2				
	Removal of the existing damaged floor tiles and make good the area.				
	Supply and install ceramic floor tiles				
	Light grey in colour, 330 mm x 330 mm	m2	70		
	Deep cleaning of the entire floor area.	m2	70		
	Painting of the ceiling and make good the area. (Painted with Acrylic PVA white paint)	m2	135		
	Install standard Polystyrene cornices on the ceiling edge perimeter.	m	50		
	Upper Edge Z60 Polystyrene Cornice	m	50		
	Supply and install new fluorescent lights (2x off)	No	2		
	Install 49W (T5) Fluorescent lights with IP65 casing (2x off)	No	2		
	All interior walls shall be painted with Grecian white paint colour	m2	200		
	Removal or safe demolishing of existing dividing brick wall in the cabin and make good area (repair, re-plaster and paint the affected areas)	m2	70		
	Removal of existing deteriorated desk and make good affected areas	No	1		
	Removal of the old doors & then supply, install and varnish paint new solid wood fireproof doors with stainless steel handles (2x off)	No	2		

	Perform plumbing repairs and fix all the leaking water pipes and make good affected areas. All the repair works and installation of new sanitary components shall include new piping, fittings and all necessary ancillary items	Sum	1		
	Supply and installation the following furniture and equipment:				
	Perimeter desk mounted to the wall for desktop computers, Top finish to be gloss with 3 drawers units lockable (with 4 set drawers) Length: 8 m	Sum	1		
	Standard built-in centre table with gloss top finish.				
	Dimensions: 2 m x 1,2 m width with Lockable built-in kitchen cupboards, size (mm): 450 x 450 built-in lockable cupboards. Dimensions of cupboard: 2 m length	Sum	1		
	Granite (Quartz) to be Rustenburg colour countertop finish	Sum	1		
	New under-mount double sink with a chrome tap pillars sink mixer	Sum	1		
	Interior window blinds (3x off)	No	3		
	Venetian Aluminium blinds, Windows opening size:	No	2		
	1,5 m x 1,1 m height				
	(2,5 m x 1,2 m height) x2 off				
	Air-conditioning unit	No	1		
	9000 BTU Wall mounted air conditioning split unit	No	1		
	Replacement of the existing wall mounted fully automatic 10L hydro-boiler (1x off)	No	1		
	Mounted above built-in kitchen cupboards.	Sum	1		
Item	Description	Unit	Quantity	Rate	Price
	Arnort alterations				
	Cabin 3 & 4				
	Removal of the existing damaged floor tiles and make good the area.				
	Supply and install ceramic floor tiles				
	Light grey in colour, 330 mm x 330 mm	m2	70		

RENOVATION OF ARNOT POWER STATION OPERATING CABINS AND OFFICES

	Deep cleaning of the entire floor area.	m2	70		
	Painting of the ceiling and make good the area. (Painted with Acrylic PVA white paint)	m2	135		
	Install standard Polystyrene cornices on the ceiling edge perimeter.	m	50		
	Upper Edge Z60 Polystyrene Cornice	m	50		
	Supply and install new fluorescent lights (2x off)	No	2		
	Install 49W (T5) Fluorescent lights with IP65 casing (2x off)	No	2		
	All interior walls shall be painted with Grecian white paint colour	m2	200		
	Removal or safe demolishing of existing dividing brick wall in the cabin and make good area (repair, re-plaster and paint the affected areas)	m2	70		
	Removal of existing deteriorated desk and make good affected areas	No	1		
	Removal of the old doors & then supply, install and varnish paint new solid wood fireproof doors with stainless steel handles (2x off)	No	2		
	Perform plumbing repairs and fix all the leaking water pipes and make good affected areas. All the repair works and installation of new sanitary components shall include new piping, fittings and all necessary ancillary items	Sum	1		
	Supply and installation the following furniture and equipment:				
	Perimeter desk mounted to the wall for desktop computers, Top finish to be gloss with 3 drawers units lockable (with 4 set drawers) Length: 8 m	Sum	1		
	Standard built-in centre table with gloss top finish.				
	Dimensions: 2 m x 1,2 m width with Lockable built-in kitchen cupboards, size (mm): 450 x 450 built-in lockable cupboards. Dimensions of cupboard: 2 m length	Sum	1		
	Granite (Quartz) to be Rustenburg colour countertop finish	Sum	1		
	New under-mount double sink with a chrome tap pillars sink mixer	Sum	1		
	Interior window blinds (3x off)	No	3		
	Venetian Aluminium blinds, Windows opening size:	No	2		
	1,5 m x 1,1 m height				

	(2,5 m x 1,2 m height) x2 off				
	Air-conditioning unit	No	1		
	9000 BTU Wall mounted air conditioning split unit	No	1		
	Replacement of the existing wall mounted fully automatic 10L hydro-boiler (1x off)	No	1		
	Mounted above built-in kitchen cupboards.	Sum	1		
Item	Description	Unit	Quantity	Rate	Price
	Arnot alterations				
	Cabin 5&6				
	Removal of the existing damaged floor tiles and make good the area.				
	Supply and install ceramic floor tiles				
	Light grey in colour, 330 mm x 330 mm	m2	70		
	Deep cleaning of the entire floor area.	m2	70		
	Painting of the ceiling and make good the area. (Painted with Acrylic PVA white paint)	m2	135		
	Install standard Polystyrene cornices on the ceiling edge perimeter.	m	50		
	Upper Edge Z60 Polystyrene Cornice	m	50		
	Supply and install new fluorescent lights (2x off)	No	2		
	Install 49W (T5) Fluorescent lights with IP65 casing (2x off)	No	2		
	All interior walls shall be painted with Grecian white paint colour	m2	200		
	Removal or safe demolishing of existing dividing brick wall in the cabin and make good area (repair, re-plaster and paint the affected areas)	m2	70		
	Removal of existing deteriorated desk and make good affected areas	No	1		
	Removal of the old doors & then supply, install and varnish paint new solid wood fireproof doors with stainless steel handles (2x off)	No	2		

RENOVATION OF ARNOT POWER STATION OPERATING CABINS AND OFFICES

	Perform plumbing repairs and fix all the leaking water pipes and make good affected areas. All the repair works and installation of new sanitary components shall include new piping, fittings and all necessary ancillary items	Sum	1		
	Supply and installation the following furniture and equipment:				
	Perimeter desk mounted to the wall for desktop computers, Top finish to be gloss with 3 drawers units lockable (with 4 set drawers) Length: 8 m	Sum	1		
	Standard built-in centre table with gloss top finish.				
	Dimensions: 2 m x 1,2 m width with Lockable built-in kitchen cupboards, size (mm): 450 x 450 built-in lockable cupboards. Dimensions of cupboard: 2 m length	Sum	1		
	Granite (Quartz) to be Rustenburg colour countertop finish	Sum	1		
	New under-mount double sink with a chrome tap pillars sink mixer	Sum	1		
	Interior window blinds (3x off)	No	3		
	Venetian Aluminium blinds, Windows opening size:	No	2		
	1,5 m x 1,1 m height				
	(2,5 m x 1,2 m height) x2 off				
	Air-conditioning unit	No	1		
	9000 BTU Wall mounted air conditioning split unit	No	1		
	Replacement of the existing wall mounted fully automatic 10L hydro-boiler (1x off)	No	1		
	Mounted above built-in kitchen cupboards.	Sum	1		
Item	Description	Unit	Quantity	Rate	Price
	Arnot alterations				
	North ash plant cabin				
	Removal of the existing damaged floor tiles and make good the area.				
	Supply and install ceramic floor tiles				
	Light grey in colour, 330 mm x 330 mm	m2	70		
	Deep cleaning of the entire floor area.	m2	70		

RENOVATION OF ARNOT POWER STATION OPERATING CABINS AND OFFICES

	Painting of the ceiling and make good the area.	m2	135		
	Painted with Acrylic PVA white paint	m	50		
	Install standard Polystyrene cornices on the ceiling edge perimeter.	m	50		
	Upper Edge Z60 Polystyrene Cornice				
	Supply and install new fluorescent lights (2x off)	No	2		
	Install 49W (T5) Fluorescent lights with IP65 casing (2x off)	No	2		
	All interior walls shall be painted with Grecian white paint colour	m2	200		
	Grecian white paint colour	m2	70		
	Removal or safe demolishing of existing dividing brick wall in the cabin and make good area (repair, re-plaster and paint the affected areas)	m2	70		
	Removal of existing deteriorated desk make good affected areas	No	1		
	Removal of the old doors & then supply, install and varnish paint new solid wood fireproof doors with stainless steel handles (2x off)	No	2		
	Perform plumbing repairs and fix all the leaking water pipes and make good affected areas. All the repair works and installation of new sanitary components shall include new piping, fittings and all necessary ancillary items.	Sum	1		
	Supply and installation the following furniture and equipment:				
	Perimeter desk mounted to the wall for desktop computers	Sum	1		
	Top finish to be gloss				
	3 drawers' units (5 columns)				
	Length: 8 m				
	Standard built-in centre table with gloss top finish.				
	Dimensions: 2 m x 1,2 m width Lockable built-in kitchen cupboards	Sum	1		
	Size (mm): 450 x 450 built-in lockable cupboards. Dimensions of cupboard: 3 m				
	Granite (Quartz) to be Rustenburg colour countertop finish	Sum	1		
	New under-mount double sink with a chrome tap pillars sink mixers.	Sum	1		
	Interior window blinds (3x off)	No	3		
	Venetian Aluminium blinds, Window opening size: 2 m x 1,8m height	No	1		
	Air-conditioning unit				
	9000 BTU Wall mounted air conditioning split unit complete	No	1		
	Replacement of the existing wall mounted fully automatic 10L hydro-boiler (1x off)	No	1		

RENOVATION OF ARNOT POWER STATION OPERATING CABINS AND OFFICES

	Noise barrier and sound proofing of the North Ash Plant cabin	Sum	1		
	Closure of the existing door entrance with brickwork and make good area (repair, re-plaster and paint the affected areas)	m2	3		
	Removal of the existing window and opening of a new entrance door (Southern side of the cabin) & extension of the entrance by 2 m long (Sketch 3.6.11.4.2), including roofing, plastering and painting of the walls.	Sum	1		
	Grecian white paint in colour	m2	19		
	Additional door installation				
	Varnish paint new solid wood fireproof doors with stainless steel handles.	Sum	1		
Item	Description	Unit	Quantity	Rate	Price
	Arnot alterations				
	South ash plant cabin				
	Removal of the existing damaged floor tiles and make good the area.				
	Supply and install ceramic floor tiles				
	Light grey in colour, 330 mm x 330 mm	m2	70		
	Deep cleaning of the entire floor area.	m2	70		
	Painting of the ceiling and make good the area.	m2	135		
	Painted with Acrylic PVA white paint	m	50		
	Install standard Polystyrene cornices on the ceiling edge perimeter.	m	50		
	Upper Edge Z60 Polystyrene Cornice				
	Supply and install new fluorescent lights (2x off)	No	2		
	Install 49W (T5) Fluorescent lights with IP65 casing (2x off)	No	2		
	All interior walls shall be painted with Grecian white paint colour	m2	200		
	Grecian white paint colour	m2	70		
	Removal or safe demolishing of existing dividing brick wall in the cabin and make good area (repair, re-plaster and paint the affected areas)	m2	70		
	Removal of existing deteriorated desk make good affected areas	No	1		
	Removal of the old doors & then supply, install and varnish paint new solid wood fireproof doors with stainless steel handles (2x off)	No	2		

RENOVATION OF ARNOT POWER STATION OPERATING CABINS AND OFFICES

	Perform plumbing repairs and fix all the leaking water pipes and make good affected areas. All the repair works and installation of new sanitary components shall include new piping, fittings and all necessary ancillary items.	Sum	1		
	Supply and installation the following furniture and equipment:				
	Perimeter desk mounted to the wall for desktop computers	Sum	1		
	Top finish to be gloss				
	3 drawers units (5 columns)				
	Length: 8 m				
	Standard built-in centre table with gloss top finish.				
	Dimensions: 2 m x 1,2 m width Lockable built-in kitchen cupboards	Sum	1		
	Size (mm): 450 x 450 built-in lockable cupboards. Dimensions of cupboard: 2 m				
	Granite (Quartz) to be Rustenburg colour countertop finish	Sum	1		
	New under-mount double sink with a chrome tap pillars sink mixers.	Sum	1		
	Interior window blinds (3x off)	No	3		
	Venetian Aluminium blinds, Window opening size: 2 m x 1,8m height	No	1		
	Air-conditioning unit				
	9000 BTU Wall mounted air conditioning split unit complete	No	1		
	Replacement of the existing wall mounted fully automatic 10L hydro-boiler (1x off)	No	1		
	Noise barrier and sound proofing of the North Ash Plant cabin	Sum	1		
	Closure of the existing door entrance with brickwork and make good area (repair, re-plaster and paint the affected areas)	m2	3		
	Removal of the existing window and opening of a new entrance door (Southern side of the cabin) & extension of the entrance by 2 m long (Sketch 3.6.10.4.2), including roofing, plastering and painting of the walls.	Sum	1		
	Grecian white paint in colour	m2	19		
	Additional door installation				
	Varnish paint new solid wood fireproof doors with stainless steel handles.	Sum	1		

RENOVATION OF ARNOT POWER STATION OPERATING CABINS AND OFFICES

Item	Description	Unit	Quantity	Rate	Price
	Arnot alterations				
	Coal plant cabins (North & South)				
	Removal of the existing damaged floor tiles and make good the area.				
	Supply and install ceramic floor tiles				
	Light grey in colour, 330 mm x 330 mm	m2	70		
	Deep cleaning of the entire floor area.	m2	70		
	Painting of the ceiling and make good the area. (Painted with Acrylic PVA white paint)	m2	135		
	Install standard Polystyrene cornices on the ceiling edge perimeter.	m	50		
	Upper Edge Z60 Polystyrene Cornice	m	50		
	Supply and install new fluorescent lights (8x off)	No	8		
	Install 49W (T5) Fluorescent lights with IP65 casing (8x off)	No	8		
	All interior walls shall be painted with Grecian white paint colour	m2	200		
	Grecian white paint colour plaster and paint the affected areas)	m2	70		
	Removal of existing deteriorated desk and make good affected areas	No	1		
	Removal of the old doors & then supply, install and varnish paint new solid wood fireproof doors with stainless steel handles (8x off)	No	8		
	Perform plumbing repairs and fix all the leaking water pipes and make good affected areas. All the repair works and installation of new sanitary components shall include new piping, fittings and all necessary ancillary items	Sum	1		
	Supply and installation the following furniture and equipment (x2 off):				
	Perimeter desk mounted to the wall for desktop computers	Sum	1		
	Top finish to be gloss				
	3 drawers units (5 columns)				
	Length: 8 m				
	Standard built-in centre table with gloss top finish. (x2 off)				
	Dimensions: 2 m x 1,2 m width Lockable built-in kitchen cupboards	Sum	1		
	Size (mm): 450 x 450 built-in lockable cupboards. Dimensions of cupboard: 2 m				
	Granite (Quartz) to be Rustenburg colour countertop finish				
	New under-mount double sink with a chrome tap pillars sink mixer	Sum	1		
	Interior window blinds (6x off)	No	6		
	Venetian Aluminium blinds, Windows opening size: (2 m x 1,8 m height) x2 off	No	2		
	Air-conditioning Unit (2x off)				
	9000 BTU Wall mounted air conditioning split unit	No	2		
	Replacement of the existing wall mounted fully automatic 10L hydro-boiler (2x off)	No	2		

RENOVATION OF ARNOT POWER STATION OPERATING CABINS AND OFFICES

	Noise barrier and sound proofing of the Coal plant (x2 off)	Sum	1		
	Closure of the existing door entrance with brickwork and make good area (repair, re-plaster and paint the affected areas)	m2	3		
	Removal of the existing window and opening of a new entrance door (Southern side of the cabin) & extension of the entrance by 2 m long (Sketch 3.8.11.4.2), including roofing, plastering and painting of the walls.	Sum	1		
	Grecian white paint in colour	m2	1		
	Additional door installation				
	Varnish paint new solid wood fireproof doors with stainless steel handles	Sum	1		
Item	Description	Unit	Quantity		Price
	Arnot alterations				
	Outside plant foremen offices & boardroom				
	Removal of the existing damaged floor tiles and make good the area by deep cleaning.	m2	40		
	Supply and install ceramic floor tiles on the passage area. Light grey in colour, 330mm x 330mm floor tiles matching existing Eskom standard tiles (GN-553 Granito Charcoal or similar approved)	m2	40		
	Painting of the existing ceiling and make good area. Painted with Acrylic PVA white paint	m2	60		
	Supply and install new fluorescent lights (8x off)	No	8		
	Install 49W (T5) Fluorescent lights with IP65 casing (2x off)	No	2		
	Removal of the existing vinyl coating and all interior walls should be painted with Grecian white paint colour	m2	40		
	Removal of existing deteriorated desk make good, affected areas	No	1		
	Perform plumbing repairs and fix all the leaking water pipes and make good affected areas. All the repair works and installation of new sanitary components shall include new piping, fittings and all necessary ancillary items.	Sum	1		
	Supply and installation the following furniture and equipment:				
	Perimeter desk mounted to the wall for desktop computers	Sum	1		
	Top finish to be gloss				
	3 drawers' units (5 columns)				
	Length: 8 m				
	Lockable built-in kitchen cupboards. Size (mm): 450 x 450 built-in lockable cupboards, Dimensions of cupboard: 5 m, Granite (quartz) to be Rustenburg colour countertop finish	Sum	1		

RENOVATION OF ARNOT POWER STATION OPERATING CABINS AND OFFICES

	New UNDER-MOUNT double sink with a chrome tap pillars sink mixers.	No	1		
	Air-conditioning unit (3x off), 9000 BTU Wall mounted air conditioning split unit complete	No	3		
	Replacement of the existing wall mounted fully automatic 10L hydro-boiler (1x off)	No	1		
Item	Description	Unit	Quantity	Rate	Price
	Arnot alterations				
	Station cleaning offices (45 ft level), change rooms & toilets (male & female)				
	Removal of the existing damaged floor tiles and make good the area.	m2	40		
	Supply and install ceramic floor tiles				
	Light grey in colour, 330 mm x 330 mm	m2	100		
	Deep cleaning of the entire floor area.	m2	100		
	Painting of the ceiling and make good the area. Painting with Acrylic PVA white paint	m2	100		
	Install standard Polystyrene cornices on the ceiling edge perimeter.	m	80		
	Upper Edge Z60 Polystyrene Cornice	m	80		
	Supply and install new fluorescent lights (2x off)	No	2		
	Install 49W (T5) Fluorescent lights with IP65 casing (2x off)	No	2		
	All interior walls shall be painted with Grecian white paint colour	m2	230		
	Removal of existing deteriorated desk make good affected areas	No	1		
	Removal of the old doors & then supply, install and varnish paint new solid wood fireproof doors with stainless steel handles for offices (4x off)	No	4		
	Removal of the old doors & then supply, install and varnish paint new double swing solid wood fireproof doors with stainless steel handles at the main entrance (1x off)	Sum	1		
	Perform plumbing repairs and fix all the leaking water pipes and make good affected areas. All the repair works and installation of new sanitary components shall include new piping, fittings and all necessary ancillary items.	Sum	1		
	Supply and installation the following furniture and equipment:				

RENOVATION OF ARNOT POWER STATION OPERATING CABINS AND OFFICES

Lockable built-in kitchen cupboards Size (mm): 450 x 450 built-in lockable cupboards. Dimensions of cupboard: 3 m	Sum	1		
Granite (quartz) to be Rustenburg colour countertop finish	Sum	1		
New UNDER-MOUNT double sink with a chrome tap pillars sink mixers.	No	1		
Interior window blinds (12x off)	No	12		
Venetian Aluminium blinds				
Window opening size: 1,8m x 1,1m height	No	1		
Air-conditioning units				
9000 BTU Wall mounted air conditioning split unit complete (x6 off)	No	6		
Replacement of the existing wall mounted fully automatic 10L hydro-boiler (1x off)	No	1		
Supply and install the following sanitary fixtures and repairs in the female toilets:				
New (x 4 off) wash basins with taps	No	4		
Isca Sanpride style basin mixer large or similar approved type				
Taps: One set "Cobra Star Undertile" stop tap Chrome	no	4		
Toilet pots (x 4 off)	no	4		
Ceramic material: Shortland/cistern compact box suite with Dual top-flush toilet system and toilet seat				
White in colour				
Shower closets (x 4 off)	no	4		
Shower head: "Cobra Vandal-resistant KP2.6" chrome plated Overhead Shower head or similar approved	no	4		
Traps: "Cobra 373" Rough Brass Shower "P" Trap with shallow seal and chrome plated grating.	no	4		
Supply and install a door and a frame (painted)	no	1		
Removal of all the existing old floor & wall tiles and make good	sum	1		
Supply and install ceramic floor & wall tiles				
Floor: "Nacros tiles" (ex Johnson tiles) 330 x 330 mm class IV "Napoli NL 619 Light Grey" ceramic floor tiles with "Tal" with professional adhesive.	m2	6		
Wall: 330mm x 330mm floor tiles				
Make good the existing ceiling and cornices	sum	1		

RENOVATION OF ARNOT POWER STATION OPERATING CABINS AND OFFICES

	Painting with white (latex) paint	m2	6		
	Install 49W (T5) Fluorescent lights with IP65 casing (x3 off)	no	3		
	Supply and install the following sanitary fixtures and repairs in the <u>m</u> ale toilets:				
	New (x 4 off) wash basins with taps	no	4		
	Isca Sanpride style basin mixer large or similar approved type				
	Taps: One set "Cobra Star Undertile" stop tap Chrome	no	4		
	Toilet pots (x 4 off)	no	4		
	Ceramic material: Shortland/cistern compact box suite with Dual top-flush toilet system and toilet seat				
	White in colour				
	Shower closets (x 4 off)				
	Shower head: "Cobra Vandal-resistant KP2.6" chrome plated Overhead Shower head or similar approved	no	4		
	Traps: "Cobra 373" Rough Brass Shower "P" Trap with shallow seal and chrome plated grating.	no	4		
	Supply and install a door and a frame (painted)	no	1		
	Medium urinals - White (x4 off)	no	4		
	Wall mounted to lip with a flushmaster and flush pipe				
	Removal of all the existing old floor & wall tiles and make good	sum	1		
	Supply and install ceramic floor & wall tiles				
	Floor: "Nacros tiles" (ex Johnson tiles) 330 x 330 mm class IV "Napoli NL 619 Light Grey" ceramic floor tiles with "Tal" with professional adhesive.	m2	6		
	Wall: 330mm x 330mm floor tiles	m2	8		
	Make good the existing ceiling and cornices	sum	1		
	Painting with white (latex) paint	m2	6		
	Install 49W (T5) Fluorescent lights with IP65 casing (x3 off)	no	3		
	Supply and install the following sanitary fixtures and repairs in the <u>ch</u> ange rooms (male & female):				
	Removal of all the existing old floor & wall tiles and make good	sum	1		
	Supply and install ceramic floor & wall tiles				

RENOVATION OF ARNOT POWER STATION OPERATING CABINS AND OFFICES

	Floor: "Nacros tiles" (ex Johnson tiles) 330 x 330 mm class IV "Napoli NL 619 Light Grey" ceramic floor tiles with "Tal" with professional adhesive.	m2	10		
	Wall: 330mm x 330mm floor tiles				
	Make good the existing ceiling and cornices	sum	1		
	Painting with white (latex) paint	m2	10		
	Install 49W (T5) Fluorescent lights with IP65 casing (x4 off)	no	4		
Item	Description	Unit	Quantity	Rate	
	Arnot alterations				
	Ops men's toilets 1&2 (45 ft level corridor)				
	Removal of the existing damaged floor tiles and make good the area by deep cleaning.	m2	40		
	Supply and install ceramic floor & wall tiles	m2	40		
	Floor: "Nacros tiles" (ex Johnson tiles) 330 x 330 mm class IV "Napoli NL 619 Light Grey" ceramic floor tiles with "Tal" with professional adhesive.	m2	40		
	Wall: 330mm x 330mm floor tiles	m2	35		
	Removal of old ceiling and make good area	m2	40		
	Supply and install new ceiling and fluorescent lights	no	3		
	Supply and install 9,0 mm Rhino ceiling boards screwed onto the existing 32mm x 32mm purlins with Fiba-tape over the joints and Plastering of the complete ceiling with Rhinolite, painted with white (latex) paint	m2	40		
	Install Polystyrene cornices	m	28		
	Install 49W (T5) Fluorescent lights with IP65 casing (x2 off)	no	2		
	Make good all interior walls areas with Grecian white paint colour	m2	90		
	Supply and install the following sanitary fixtures:				
	New (x 3 off) wash basins with taps	No	3		
	Isca Sanpride style basin mixer large or similar approved type				
	Taps: One set "Cobra Star Undertile" stop tap Chrome				
	Toilet pots (x 3 off)	No	3		

RENOVATION OF ARNOT POWER STATION OPERATING CABINS AND OFFICES

	Ceramic material: Shortland/cistern compact box suite with Dual top-flush toilet system and toilet seat	m2	40		
	White in colour				
	Shower closets in toilet 2 (x 1 off)	no	2		
	Shower head: "Cobra Vandal-resistant KP2.6" chrome plated Overhead Shower head or similar approved	no	1		
	Traps: "Cobra 373" Rough Brass Shower "P" Trap with shallow seal and chrome plated grating.	no	1		
	Standard Chrome toilet roll holders (x 2 off) affixed to the wall	no	2		
	Bathroom mirrors (x 2 off)	no	2		
	Frameless rectangular mirrors (x 2 off)				
	Size: 700 x 450 x 3mm				
	Standard Chrome towel rails affixed close to the shower closets (x 2 off)	no	2		
	Painting of roofs and removing and replacing of gutters and fascia boards	Sum	1		
Item	Description	Unit	Quantity	Rate	Price
	Arnot alterations				
	Ops ladies toilets (45 ft level corridor opposite to males toilet 2)				
	Removal of the existing damaged floor tiles and make good the area by deep cleaning.	m2	70		
	Supply and install ceramic floor & wall tiles,	m2	70		
	Floor: "Nacros tiles" (ex Johnson tiles) 330 x 330 mm class IV "Napoli NL 619 Light Grey" ceramic floor tiles with "Tal" with professional adhesive.				
	Wall: 330mm x 330mm floor tiles	m2	130		
	Removal of old ceiling	m2	130		
	Supply and install new 9,0mm Rhino ceiling boards screwed onto the existing 32mm x 32mm purlins with Fiba-tape over the joints	m2	130		
	Removal of old lights and replace with 2x fluorescent lights	No	2		
	Plastering of the complete ceiling with Rhinolite, painted with white (latex) paint	m2	130		
	Install Polystyrene cornices	m	140		

RENOVATION OF ARNOT POWER STATION OPERATING CABINS AND OFFICES

	Install 49W (T5) Fluorescent lights with IP65 casing	no	1		
	Make good all interior walls areas without tiling	m2	100		
	Grecian white paint colour	m2	80		
	Freestanding wall mounted 4 door Steel lockers (40x off)	no	40		
	Galvanised Steel frame				
	4 compartment/tiers locker	no	4		
	Size (mm): 1800 x 300 x 450				
	Supply and install the following sanitary fixtures:				
	New (x 2 off) wash basins with taps	no	2		
	Isca Sanpride style basin mixer large or similar approved type				
	Taps: One set "Cobra Star Undertile" stop tap Chrome				
	Toilet pots (x 5 off)	no	5		
	Ceramic material: Shortland/cistern compact box suite with Dual top-flush toilet system and toilet seat	no	1		
	White in colour				
	Shower closets				
	Shower head: "Cobra Vandal-resistant KP2.6" chrome plated Overhead Shower head or similar approved	no	1		
	Traps: "Cobra 373" Rough Brass Shower "P" Trap with shallow seal and chrome plated grating.				
	Standard Chrome toilet roll holders (x 2 off) affixed to the wall	no	2		
	Bathroom mirrors (x 2 off)	no	2		
	Frameless rectangular mirrors (x 2 off)				
	Size: 700 x 450 x 3mm				
	Standard Chrome towel rails affixed close to the shower closets (x 2 off)	no	2		
Item	Description	Unit	Quantity	Rate	Price
	Arnot alterations				
	Operating change rooms & toilets (45 ft level) – Males				
	Removal of the existing damaged floor tiles and make good the area by deep cleaning.	m2	80		
	Supply and install ceramic floor & wall tiles. Floor: "Nacros tiles" (ex Johnson tiles) 330 x 330 mm class IV "Napoli NL 619 Light Grey" ceramic floor tiles with "Tal" with professional adhesive.	m2	80		
	Wall: 330mm x 330mm floor tiles	m2	40		

RENOVATION OF ARNOT POWER STATION OPERATING CABINS AND OFFICES

	Painting of the existing ceiling & 2x lights and make good area with Painted with white (latex) paint	m2	80		
	Install 49W (T5) Fluorescent lights with IP65 casing x2	no	2		
	Make good all interior walls areas without tiling with Grecian white paint colour	m2	40		
	Supply and install the following sanitary fixtures:				
	New (x 4 off) wash basins with taps	no	4		
	Isca Sanpride style basin mixer large or similar approved type				
	Taps: One set "Cobra Star Undertile" stop tap Chrome	no	1		
	Toilet pots (x 6 off)	no	6		
	Ceramic material: Shortland/cistern compact box suite with Dual top-flush toilet system and toilet seat	no	1		
	White in colour				
	Shower closets (4x off)	no	4		
	Shower head: "Cobra Vandal-resistant KP2.6" chrome plated Overhead Shower head or similar approved	no	4		
	Traps: "Cobra 373" Rough Brass Shower "P" Trap with shallow seal and chrome plated grating.	no	4		
	Medium urinals - White (x4 off)	no	4		
	Wall mounted to lip with a flushmaster and flush pipe	no	1		
	Standard Chrome toilet roll holders (x 4 off) affixed to the wall	no	4		
	Bathroom mirrors (x 2 off)	no	2		
	Frameless rectangular mirrors (x 2 off)				
	Size: 700 x 450 x 3mm				
	Standard Chrome towel rails affixed close to the shower closets (x 2 off)	no	2		
	Metal Hook Stainless Steel Bathroom Cloth Hangers, for Cloth Hanging (x 2 off)	no	2		
	No. of hooks x6				
	Wall mounted restroom bench	no	6		
	Length: 3 m	m	3		
Item	Description	Unit	Quantity	Rate	Price
	Arnot alterations				
	Operating change rooms & toilets (45 ft level) – Females				

RENOVATION OF ARNOT POWER STATION OPERATING CABINS AND OFFICES

Removal of the existing damaged floor tiles and make good the area by deep cleaning.	m2	80		
Supply and install ceramic floor & wall tiles. Floor: "Nacros tiles" (ex Johnson tiles) 330 x 330 mm class IV "Napoli NL 619 Light Grey" ceramic floor tiles with "Tal" with professional adhesive.	m2	80		
Wall: 330mm x 330mm floor tiles	m2	40		
Painting of the existing ceiling and make good area with Painted with white (latex) paint	m2	80		
Removal of lights	no	2		
Install 49W (T5) Fluorescent lights with IP65 casing x2	no	2		
Make good all interior walls areas without tiling with Grecian white paint colour	m2	40		
Supply and install the following sanitary fixtures:				
New (x 4 off) wash basins with taps	no	4		
Isca Sanpride style basin mixer large or similar approved type				
Taps: One set "Cobra Star Undertile" stop tap Chrome	no	1		
Toilet pots (x 6 off)	no	6		
Ceramic material: Shortland/cistern compact box suite with Dual top-flush toilet system and toilet seat	no	1		
White in colour				
Shower closets (4x off)	no	4		
Shower head: "Cobra Vandal-resistant KP2.6" chrome plated Overhead Shower head or similar approved	no	4		
Traps: "Cobra 373" Rough Brass Shower "P" Trap with shallow seal and chrome plated grating.	no	4		
Medium urinals - White (x4 off)	no	4		
Wall mounted to lip with a flushmaster and flush pipe	no	1		
Standard Chrome toilet roll holders (x 4 off) affixed to the wall	no	4		
Bathroom mirrors (x 2 off)	no	2		
Frameless rectangular mirrors (x 2 off)				
Size: 700 x 450 x 3mm				
Standard Chrome towel rails affixed close to the shower closets (x 2 off)	no	2		
Metal Hook Stainless Steel Bathroom Cloth Hangers, for Cloth Hanging (x 2 off)	no	2		
No. of hooks x6				
Wall mounted restroom bench	no	6		
Length: 3 m	m	3		

Item	Description	Unit	Quantity	Rate	Price
	Arnot alterations				
	Ops Support ladies toilets				
	Removal of the existing damaged floor tiles and make good the area by deep cleaning.	m2	80		
	Supply and install ceramic floor & wall tiles.Floor: "Nacros tiles" (ex Johnson tiles) 330 x 330 mm class IV "Napoli NL 619 Light Grey" ceramic floor tiles with "Tal" with professional adhesive.	m2	80		
	Wall: 330mm x 330mm floor tiles	m2	40		
	Removal of old ceiling & 2x lights and make good area	m2	80		
	Supply and install new ceiling and 2x fluorescent lights	no	2		
	9,0mm Rhino ceiling boards screwed onto the existing 32mm x 32mm purlins with Fiba-tape over the joints	m2	40		
	Plastering of the complete ceiling with Rhinolite, painted with white (latex) paint	m2	80		
	Install Polystyrene cornices	m	100		
	Install 49W (T5) Fluorescent lights with IP65 casing	no	1		
	Make good all interior walls areas without tiling with Grecian white paint colour	m2	150		
	Freestanding wall mounted 4 door Steel lockers (40x off)	no	40		
	Galvanised Steel frame	no	40		
	Compartment/tiers locker Size (mm): 1800 x 300 x450	no	4		
	Supply and install the following sanitary fixtures:				
	New (x 2 off) wash basins with taps	no	2		
	Isca Sanpride style basin mixer large or similar approved type				
	Taps: One set "Cobra Star Undertile" stop tap Chrome				
	Toilet pots (x 5 off)	no	5		

RENOVATION OF ARNOT POWER STATION OPERATING CABINS AND OFFICES

	Ceramic material: Shortland/cistern compact box suite with Dual top-flush toilet system and toilet seat, White in colour	no	1		
	Shower closets				
	Shower head: "Cobra Vandal-resistant KP2.6" chrome plated Overhead Shower head or similar approved	no	1		
	Traps: "Cobra 373" Rough Brass Shower "P" Trap with shallow seal and chrome plated grating.	no	1		
	Standard Chrome toilet roll holders (x 2 off) affixed to the wall	no	2		
	Bathroom mirrors (x 2 off)	no	2		
	Frameless rectangular mirrors (x 2 off)				
	Size: 700 x 450 x 3mm				
	Standard Chrome towel rails affixed close to the shower closets (x 2 off)	no	2		
	Painting of roofs and removing and replacing of gutters and fascia boards	m2	130		
Item	Description	Unit	Quantity	Rate	Price
	Arnot alterations				
	Ops Outside Plant foremen's toilets				
	Removal of the existing damaged floor tiles and make good the area by deep cleaning.	m2	150		
	Supply and install ceramic floor & wall tiles. Floor: "Nacros tiles" (ex Johnson tiles) 330 x 330 mm class IV "Napoli NL 619 Light Grey" ceramic floor tiles with "Tal" with professional adhesive.	m2	150		
	Wall: 330mm x 330mm floor tiles	m2	150		
	Removal of old ceiling & 2x lights and make good area	no	2		
	Supply and install new ceiling and 2x fluorescent lights	no	2		
	9,0mm Rhino ceiling boards screwed onto the existing 32mm x 32mm purlins with Fiba-tape over the joints	m2	150		
	Plastering of the complete ceiling with Rhinolite, painted with white (latex) paint	m2	150		
	Install Polystyrene cornices	m	154		
	Install 49W (T5) Fluorescent lights with IP65 casing	Sum	1		
	Make good all interior walls areas without tiling and paint with Grecian white paint colour	m2	408		
	Freestanding wall mounted 4 door Steel lockers (12x off)	no	12		

	Galvanised Steel frame	no	12		
	4 compartment/tiers locker. Size (mm): 1800 x 300 x450	no	4		
	Supply and install the following sanitary fixtures:				
	New (x 2 off) wash basins with taps	no	2		
	Isca Sanpride style basin mixer large or similar approved type				
	Taps: One set "Cobra Star Undertile" stop tap Chrome				
	Toilet pots (x 5 off)	no	5		
	Ceramic material: Shortland/cistern compact box suite with Dual top-flush toilet system and toilet seat	Sum	1		
	White in colour				
	Shower closets				
	Shower head: "Cobra Vandal-resistant KP2.6" chrome plated Overhead Shower head or similar approved	no	2		
	Traps: "Cobra 373" Rough Brass Shower "P" Trap with shallow seal and chrome plated grating.	no	2		
	Standard Chrome toilet roll holders (x 2 off) affixed to the wall	no	2		
	Bathroom mirrors (x 2 off)	no	2		
	Frameless rectangular mirrors (x 2 off)	no	2		
	Size: 700 x 450 x 3mm				
	Standard Chrome towel rails affixed close to the shower closets (x 2 off)	no	2		
	Painting of roofs and removing and replacing of gutters and fascia boards	m2	160		
Item	Description	Unit	Quantity	Rate	Price
	Arnot alterations				
	Main Admin control room men's toilets 1,2&3				
	Re-grouting of all the existing floor & wall tiles and make good by cleaning	m2	162		
	Make good all interior walls areas without tiling with Grecian white paint colour	m2	350		
	Structural modification to convert the existing urinal area to a toilet closet	Sum	1		
	Removal of the existing urinal (1x off) and plumbing fittings and make good the wall	Sum	1		

RENOVATION OF ARNOT POWER STATION OPERATING CABINS AND OFFICES

	Construction of a new brick wall for toilet closet enclosure with an access door (similar to the adjacent closet) and make good area (repair, re- plaster and paint the affected areas).	Sum	1		
	Supply and install a door and a frame (painted)				
	Supply and install a new toilet systems with fittings of specification Betta Mirage Close Couple Suite with Seat - White (2 Piece pan and suite with a top flush mechanism).	Sum	1		
	White in colour				
	Reference drawing 2699-007-01 Sht 8				
Item	Description	Unit	Quantity	Rate	Price
	Arnot alterations				
	Operating tearoom, change rooms and male & female toilets (0 ft level)				
	3.3.				
	Removal of all the existing old floor & wall tiles and make good	m2	140		
	Supply and install ceramic floor & wall tiles, Floor: "Nacros tiles" (ex Johnson tiles) 330 x 330 mm class IV "Napoli NL 619 Light Grey" ceramic floor tiles with "Tal" with professional adhesive.	m2	140		
	Wall: 330mm x 330mm floor tiles	m2	420		
	Supply and installation of new inter-locking vinyl tiles. Material and type of vinyl tiles: PVC, medallion exposed, non-slip, durable and inter-locking vinyl tiles. Vinyl colour: Dove grey. Size of tile: 500 x 500 mm	m2	80		
	Repainting of ceiling & 6x lights and make good area with white (latex) paint	no	6		
	Install 49W (T5) Fluorescent lights with IP65 casing	no	1		
	All interior walls to be painted with Grecian white paint color	m2	320		
	Replace and make good main doors (x 1 off)	no	1		
	Supply and installation of new light-duty auto door closer on main access doors.	Sum	1		
	QS700 door closer, size 2-5 with designer arm, silver.	Sum	1		
	Supply and install the following furniture:				

RENOVATION OF ARNOT POWER STATION OPERATING CABINS AND OFFICES

Lockable built-in kitchen cupboards.Size (mm): 450 x 450x 6000mm built-in lockable cupboards.	Sum	1		
Granite/quartz Rusternburg colour countertop finish	m	6		
New UNDER-MOUNT double sink with a chrome tap pillars sink mixers.	no	1		
Supply and install window blinds (interior) (x 5 off)	no	5		
Window opening size: 2,5 m x 1,8m height and 1,5 m x 1,1m height				
Air-conditioning unit				
9000 BTU Wall mounted air conditioning split unit complete	no	1		
Replacement of the existing wall mounted fully automatic 10L hydro-boiler (1x off)	no	1		
Supply and install the following sanitary fixtures and repairs in the female toilets:				
Shower closets (x 4 off)	no	4		
Shower head: "Cobra Vandal-resistant KP2.6" chrome plated Overhead Shower head or similar approved	no	4		
Traps: "Cobra 373" Rough Brass Shower "P" Trap with shallow seal and chrome plated grating.	no	4		
Supply and install a door and a frame (painted)	no	4		
Removal of all the existing old floor & wall tiles and make good	m2	140		
Supply and install ceramic floor & wall tiles, Floor: "Nacros tiles" (ex Johnson tiles) 330 x 330 mm class IV "Napoli NL 619 Light Grey" ceramic floor tiles with "Tal" with professional adhesive.	m2	140		
Wall: 330mm x 330mm floor tiles				
Make good the existing ceiling and cornices	m	282		
Painting with white (latex) paint				
Supply and install the following sanitary fixtures and repairs in the male toilets:				
Replace basins taps (x12 off)	no	12		
Isca Sanpride style basin mixer large or similar approved type				
Taps: One set "Cobra Star Undertile" stop tap Chrome				
Toilet pots (x 12 off)	no	12		
Ceramic material: Shortland/cistern compact box suite with Dual top-flush toilet system and toilet seat	no	1		

RENOVATION OF ARNOT POWER STATION OPERATING CABINS AND OFFICES

	White in colour				
	New Shower closets (x 4 off)	no	4		
	Shower head: "Cobra Vandal-resistant KP2.6" chrome plated Overhead Shower head or similar approved	no	4		
	Traps: "Cobra 373" Rough Brass Shower "P" Trap with shallow seal and chrome plated grating.	no	4		
	Supply and install a door and a frame (painted)	no	4		
	Medium urinals - White (x4 off)	no	4		
	Wall mounted to lip with a flushmaster and flush pipe	no	4		
	Structural modification to convert the existing urinal area to shower closets	Sum	1		
	Removal of the existing urinal (4x off) and plumbing fittings and make good the wall	no	4		
	Construction of a new brick walls for shower closet enclosures with an access door (similar to the adjacent closet) and make good area (repair, re- plaster and paint the affected areas).	m2	30		
	Supply and install a doors and frames (painted)	no	4		
	Removal of all the existing old floor & wall tiles and make good	m2	20		
	Supply and install ceramic floor & wall tiles. Floor: "Nacros tiles" (ex Johnson tiles) 330 x 330 mm class IV "Napoli NL 619 Light Grey" ceramic floor tiles with "Tal" with professional adhesive.	m2	140		
	Wall: 330mm x 330mm floor tiles				
	Make good the existing ceiling and cornices	m	282		
	Painting with white (latex) paint				
	Install 49W (T5) Fluorescent lights with IP65 casing (x3 off)	no	3		
Item	Description	Unit	Quantity	Rate	Price
	Arnot alterations				
	Ops Support Services lashing tearoom				
	Removal of all the existing damaged carpet and make good	m2	100		
	Supply and installation of new carpets Van Dyck PowerPoint colour Jacaranda	m2	100		
	Grey in colour, 330mm x 330mm floor tiles matching existing Eskom standard tiles	m2	60		

RENOVATION OF ARNOT POWER STATION OPERATING CABINS AND OFFICES

	Supply and installation of new 500 x 500 mm inter-locking vinyl tiles. Material and type of vinyl tiles: PVC, medallion exposed, non-slip, durable and inter-locking vinyl tiles.	m2	60		
	Material and type of vinyl tiles: PVC, medallion exposed, non-slip, durable and inter-locking vinyl tiles. colour: Dove grey.	m2	60		
	Removal of old ceiling & 2x lights and make good area	m2	100		
	Supply and install new ceiling . 9,0mm Rhino ceiling boards screwed onto the existing 32mm x 32mm purlins with Fiba-tape over the joints	m2	100		
	Supply new fluorescent lights	no	2		
	Plastering of the complete ceiling with Rhinolite, painted with white (latex) paint	m2	100		
	Install Polystyrene cornices	m	140		
	Install 49W (T5) Fluorescent lights with IP65 casing	no	1		
	All interior walls to be painted with Grecian white paint color	m2	200		
	Repair and make good main doors (x 2 off)	no	2		
	Supply and installation of new light-duty auto door closer on main access doors.	Sum	1		
	QS700 door closer, size 2-5 with designer arm, silver.	Sum	1		
	Supply and install the following furniture:				
	Lockable built-in kitchen cupboards. Size (mm): 450 x 450 x 3000mm built-in lockable cupboards.	m	3		
	Granite/quartz Rusternburg colour countertop finish	m2	4.5		
	New under-mount double sink with a chrome tap pillars sink mixers.	no	1		
	Perimeter desk mounted to the wall for desktop computers, top finish to be gloss with drawers units (5 columns)	m	8		
	Length: 8 m				
	Window blinds (interior) (2x off)	no	2		
	Window opening size: 2 m x 1,8m height				
	Air-conditioning unit				
	9000 BTU Wall mounted air conditioning split unit complete	no	1		
	Replacement of the existing wall mounted fully automatic 10L hydro-boiler (1x off)	no	1		
	Total				
	Sub-total				
	VAT 15%				
	Total				

C3: Scope of Work

C3.1 Works Information

1. Description of the works

Complete renovation of Arnot Power Station Operating cabins and offices as listed in Section 1 and installation of new ablution facilities. It will be the responsibility of the Contractor to take measurements and quantities of all the works areas to be renovated and verified by the Employer before execution of the works.

1.1 An overview of the scope of works consists of the following activities:

- Removal of old damaged tiles and cleaning of the cabin areas as per Section 3.3 to 3.28: Cabin 1&2; Cabin 3&4; Cabin 5&6; Station cleaning tearoom & offices (45ft level); Operating change rooms & male toilets (45 ft level, behind boiler 4), Station cleaning tearoom & offices, Operating change rooms & toilets - Female (45 ft level); North Ash Plant; South Ash Plant; Ops men's toilets; Outside Plant Offices & toilet; Ops ladies toilets; Ops Support ladies toilet; Ops tearoom; main control room men's toilets; main control room ladies toilets and Ops Vector Storeroom and toilets.
- Deep cleaning by making use of chemical detergents of the tiled floor areas. The *Contractor* makes use of domestic pressure machine apparatus including the applicable detergents. The pressure range of the cleaning apparatus used is between 10-16 MPa for domestic applications. After cleaning, these surfaces will have a uniform appearance free from streaks, smudges and dust. The entire area will be thoroughly cleaned to remove dust, soil, ash and other surface debris. All areas under chairs, trash receptacles, desks, and other furnishings, which are accessible, will be cleaned as well. After cleaning, surfaces, including corners, abutments, and places accessible to the cleaning equipment will be free of all visible dirt, streaks, litter and spots caused by spills.
- Supply and installation of ceramic tiles on the floor and walls inside the cabins.
- Removals of old carpets and clean the area at Ops Support Services lashing tearoom, Ops Commissioning offices and Ops Support Services Offices.
- Supply and installation of new carpets at Ops Support Services lashing tearoom, Ops Commissioning offices and Ops Support Services Offices 1&2.
- Removal of old vinyl flooring and clean the area at Ops Support Services lashing tearoom, Ops Support Services Commissioning and Ops Support Services office.
- Supply and installation of new inter-locking vinyl tiles at Ops Support Services lashing tearoom, Ops Support Services Commissioning kitchen, storage area, Ops support offices and Ops Support Services office kitchens.
- Removal of old ceiling and lights leaving the area clean at cabin 1&2; cabin 3&4; cabin 5&6; Ash Plant North; Ash Plant South; Ops men's toilets; Outside Plant Offices and Ops tearoom. Supply and install of new ceiling and fluorescent lights and complete fittings at cabin 1&2; cabin 3&4; cabin 5&6; Ash Plant North; Ash Plant South; 3 Ops tearoom 45 ft level, Ops change room 45 ft level & Ops tearoom offices 45 ft level.
- Supply and installation of new lockable kitchen built-in cupboards (wall mounted). The dimensions of each cupboard will be as per the cabin area. The countertop finish to consist of with Granite/quartz Rusternburg colour with double under-mount sink at each cabin area.
- Painting of the toilet roofs and removal and replacement of gutters and fascia boards.
- Replacement of the existing wall mounted fully automatic 10L hydro-boilers.

- Removal of old blinds and curtains leaving the area clean and installation of custom Venetian aluminium blinds on the cabin windows. The *Contractor* should verify the dimensions for the windows before fabrication to customize the blinds to be fitted.
- Performing plumbing repairs and fixing of all the leaking water pipes and make good affected areas. All the repair works and installation of new sanitary components shall include new piping, fittings and all necessary ancillary items.

The detailed scope of works includes the following as per the cabin/office areas:

1.2 Cabin 1&2

- 3.3.1. Removal of the existing damaged floor tiles and make good the area.
- 3.3.2. Supply and install ceramic floor tiles
 - 3.3.2.1. Light grey in colour, 330 mm x 330 mm
- 3.3.3. Deep cleaning of the entire floor area.
- 3.3.4. Painting of the ceiling and make good the area.
 - 3.3.4.1.1. Painted with Acrylic PVA white paint
 - 3.3.4.1.2. Install standard Polystyrene cornices on the ceiling edge perimeter.
 - 3.3.4.1.2.1. Upper Edge Z60 Polystyrene Cornice
- 3.3.5. Supply and install new fluorescent lights (2x off)
 - 3.3.5.1. Install 49W (T5) Fluorescent lights with IP65 casing (2x off)
- 3.3.6. All interior walls shall be painted
 - 3.3.6.1. Grecian white paint colour
- 3.3.7. Removal or safe demolishing of existing dividing brick wall in the cabin and make good area (repair, re-plaster and paint the affected areas)
- 3.3.8. Removal of existing deteriorated desk and make good affected areas
- 3.3.9. Removal of the old doors & then supply, install and varnish paint new solid wood fireproof doors with stainless steel handles (2x off)
- 3.3.10. Perform plumbing repairs and fix all the leaking water pipes and make good affected areas. All the repair works and installation of new sanitary components shall include new piping, fittings and all necessary ancillary items
- 3.3.11. Supply and installation the following fixtures and equipment:
 - 3.3.11.1. Perimeter desk mounted to the wall for desktop computers
 - 3.3.11.1.1. Top finish to be gloss
 - 3.3.11.1.2. 3 drawers units lockable (with 4 set drawers)
 - 3.3.11.1.3. Length: 8 m
 - 3.3.11.2. Standard built-in centre table with gloss top finish.
 - 3.3.11.2.1. Dimensions: 2 m x 1,2 m width
 - 3.3.11.3. Lockable built-in kitchen cupboards
 - 3.3.11.3.1. Size (mm): 450 x 450 built-in lockable cupboards
 - 3.3.11.3.2. Dimensions of cupboard: 2 m length
 - 3.3.11.3.3. Granite (Quartz) to be Rustenburg colour countertop finish
 - 3.3.11.3.4. New under-mount double sink with a chrome tap pillars sink mixer
 - 3.3.11.4. Interior window blinds (3x off)

- 3.3.11.4.1. Venetian Aluminium blinds
- 3.3.11.4.2. Windows opening size:
 - 3.3.11.4.2.1. 1,5 m x 1,1 m height
 - 3.3.11.4.2.2. (2,5 m x 1,2 m height) x2 off
- 3.3.11.5. Air-conditioning unit
 - 3.3.11.5.1. 9000 BTU Wall mounted air conditioning split unit
- 3.3.11.6. Replacement of the existing wall mounted fully automatic 10L hydro-boiler (1x off)
 - 3.3.11.6.1. Mounted above built-in kitchen cupboards.

1.3 Cabin 3&4

- 3.4.1. Removal of the existing damaged floor tiles and make good the area.
- 3.4.2. Supply and install ceramic floor tiles
 - 3.4.2.1. Light grey in colour, 330 mm x 330 mm
- 3.4.3. Deep cleaning of the entire floor area.
- 3.4.4. Painting of the ceiling and make good the area.
 - 3.4.4.1.1. Painted with Acrylic PVA white paint
 - 3.4.4.1.2. Install standard Polystyrene cornices on the ceiling edge perimeter.
 - 3.4.4.1.2.1. Upper Edge Z60 Polystyrene Cornice
- 3.4.5. Supply and install new fluorescent lights (2x off)
 - 3.4.5.1. Install 49W (T5) Fluorescent lights with IP65 casing (2x off)
- 3.4.6. All interior walls shall be painted
 - 3.4.6.1. Grecian white paint colour
- 3.4.7. Removal or safe demolishing of existing dividing brick wall in the cabin and make good area (repair, re-plaster and paint the affected areas)
- 3.4.8. Removal of existing deteriorated desk and make good affected areas
- 3.4.9. Removal of the old doors & then supply, install and varnish paint new solid wood fireproof doors with stainless steel handles (2x off)
- 3.4.10. Perform plumbing repairs and fix all the leaking water pipes and make good affected areas. All the repair works and installation of new sanitary components shall include new piping, fittings and all necessary ancillary items
- 3.4.11. Supply and installation the following fixtures and equipment:
 - 3.4.11.1. Perimeter desk mounted to the wall for desktop computers
 - 3.4.11.1.1. Top finish to be gloss
 - 3.4.11.1.2. 3 drawers units lockable (with 4 set drawers)
 - 3.4.11.1.3. Length: 8 m
 - 3.4.11.2. Standard built-in centre table with gloss top finish.
 - 3.4.11.2.1. Dimensions: 2 m x 1,2 m width
 - 3.4.11.3. Lockable built-in kitchen cupboards
 - 3.4.11.3.1. Size (mm): 450 x 450 built-in lockable cupboards
 - 3.4.11.3.2. Dimensions of cupboard: 2 m length
 - 3.4.11.3.3. Granite (Quartz) to be Rustenburg colour countertop finish

- 3.4.11.3.4. New under-mount double sink with a chrome tap pillars sink mixer
- 3.4.11.4. Interior window blinds (3x off)
 - 3.4.11.4.1. Venetian Aluminium blinds
 - 3.4.11.4.2. Windows opening size:
 - 3.4.11.4.2.1. 1,5 m x 1,1 m height
 - 3.4.11.4.2.2. (2,5 m x 1,2 m height) x2 off
- 3.4.11.5. Air-conditioning unit
 - 3.4.11.5.1. 9000 BTU Wall mounted air conditioning split unit
- 3.4.11.6. Replacement of the existing wall mounted fully automatic 10L hydro-boiler (1x off)
 - 3.4.11.6.1. Mounted above built-in kitchen cupboards.

1.4 Cabin 5&6

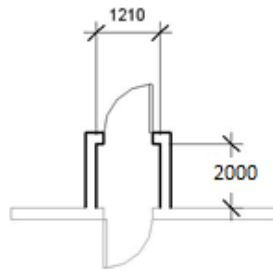
- 3.5.1. Removal of the existing damaged floor tiles and make good the area.
- 3.5.2. Supply and install ceramic floor tiles
 - 3.5.2.1. Light grey in colour, 330 mm x 330 mm
- 3.5.3. Deep cleaning of the entire floor area.
- 3.5.4. Painting of the ceiling and make good the area.
 - 3.5.4.1.1. Painted with Acrylic PVA white paint
 - 3.5.4.1.2. Install standard Polystyrene cornices on the ceiling edge perimeter.
 - 3.5.4.1.2.1. Upper Edge Z60 Polystyrene Cornice
- 3.5.5. Supply and install new fluorescent lights (2x off)
 - 3.5.5.1. Install 49W (T5) Fluorescent lights with IP65 casing (2x off)
- 3.5.6. All interior walls shall be painted
 - 3.5.6.1. Grecian white paint colour
- 3.5.7. Removal or safe demolishing of existing dividing brick wall in the cabin and make good area (repair, re-plaster and paint the affected areas)
- 3.5.8. Removal of existing deteriorated desk and make good affected areas
- 3.5.9. Removal of the old doors & then supply, install and varnish paint new solid wood fireproof doors with stainless steel handles (2x off)
- 3.5.10. Perform plumbing repairs and fix all the leaking water pipes and make good affected areas. All the repair works and installation of new sanitary components shall include new piping, fittings and all necessary ancillary items
- 3.5.11. Supply and installation the following fixtures and equipment:
 - 3.5.11.1. Perimeter desk mounted to the wall for desktop computers
 - 3.5.11.1.1. Top finish to be gloss
 - 3.5.11.1.2. 3 drawers units lockable (with 4 set drawers)
 - 3.5.11.1.3. Length: 8 m
 - 3.5.11.2. Standard built-in centre table with gloss top finish.
 - 3.5.11.2.1. Dimensions: 2 m x 1,2 m width
 - 3.5.11.3. Lockable built-in kitchen cupboards
 - 3.5.11.3.1. Size (mm): 450 x 450 built-in lockable cupboards

- 3.5.11.3.2. Dimensions of cupboard: 2 m length
- 3.5.11.3.3. Granite (Quartz) to be Rustenburg colour countertop finish
- 3.5.11.3.4. New under-mount double sink with a chrome tap pillars sink mixer
- 3.5.11.4. Interior window blinds (3x off)
 - 3.5.11.4.1. Venetian Aluminium blinds
 - 3.5.11.4.2. Windows opening size:
 - 3.5.11.4.2.1. 1,5 m x 1,1 m height
 - 3.5.11.4.2.2. (2,5 m x 1,2 m height) x2 off
- 3.5.11.5. Air-conditioning unit
 - 3.5.11.5.1. 9000 BTU Wall mounted air conditioning split unit
- 3.5.11.6. Replacement of the existing wall mounted fully automatic 10L hydro-boiler (1x off)
 - 3.5.11.6.1. Mounted above built-in kitchen cupboards

1.5 North ash plant cabin

- 3.6.1. Removal of the existing damaged floor tiles and make good the area.
- 3.6.2. Supply and install ceramic floor tiles
 - 3.6.2.1. Light grey in colour, 330 mm x 330 mm
- 3.6.3. Deep cleaning of the entire floor area.
- 3.6.4. Painting of the ceiling and make good the area.
 - 3.6.4.1.1. Painted with Acrylic PVA white paint
 - 3.6.4.1.2. Install standard Polystyrene cornices on the ceiling edge perimeter.
 - 3.6.4.1.2.1. Upper Edge Z60 Polystyrene Cornice
- 3.6.5. Supply and install new fluorescent lights (2x off)
 - 3.6.5.1. Install 49W (T5) Fluorescent lights with IP65 casing (2x off)
- 3.6.6. All interior walls shall be painted
 - 3.6.6.1. Grecian white paint colour
- 3.6.7. Removal or safe demolishing of existing dividing brick wall in the cabin and make good area (repair, re-plaster and paint the affected areas)
- 3.6.8. Removal of existing deteriorated desk make good affected areas
- 3.6.9. Removal of the old doors & then supply, install and varnish paint new solid wood fireproof doors with stainless steel handles (2x off)
- 3.6.10. Perform plumbing repairs and fix all the leaking water pipes and make good affected areas. All the repair works and installation of new sanitary components shall include new piping, fittings and all necessary ancillary items.
- 3.6.11. Supply and installation the following fixtures and equipment:
 - 3.6.11.1. Perimeter desk mounted to the wall for desktop computers
 - 3.6.11.1.1. Top finish to be gloss
 - 3.6.11.1.2. 3 drawers units (5 columns)
 - 3.6.11.1.3. Length: 8 m
 - 3.6.11.2. Standard built-in centre table with gloss top finish.
 - 3.6.11.2.1. Dimensions: 2 m x 1,2 m width

- 3.6.11.3. Lockable built-in kitchen cupboards
 - 3.6.11.3.1. Size (mm): 450 x 450 built-in lockable cupboards
 - 3.6.11.3.2. Dimensions of cupboard: 3 m
 - 3.6.11.3.3. Granite (Quartz) to be Rustenburg colour countertop finish
 - 3.6.11.3.4. New under-mount double sink with a chrome tap pillars sink mixers.
- 3.6.11.4. Interior window blinds (3x off)
 - 3.6.11.4.1. Venetian Aluminium blinds
 - 3.6.11.4.2. Window opening size: 2 m x 1,8m height
- 3.6.11.5. Air-conditioning unit
 - 3.6.11.5.1. 9000 BTU Wall mounted air conditioning split unit complete
- 3.6.11.6. Replacement of the existing wall mounted fully automatic 10L hydro-boiler (1x off)
- 3.6.12. Noise barrier and sound proofing of the North Ash Plant cabin
 - 3.6.12.1. Closure of the existing door entrance with brickwork and make good area (repair, re-plaster and paint the affected areas)
 - 3.6.12.2. Removal of the existing window and opening of a new entrance door (Southern side of the cabin) & extension of the entrance by 2 m long (Sketch 3.6.11.4.2), including roofing, plastering and painting of the walls.
 - 3.6.12.3. Grecian white paint in colour
 - 3.6.12.4. Additional door installation
 - 3.6.12.4.1. Varnish paint new solid wood fireproof doors with stainless steel handles.



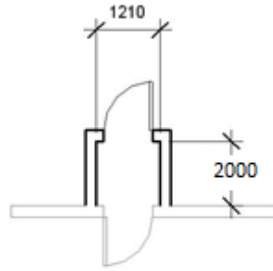
3.6.12.4.2.

Installation sketch

1.6 South ash plant cabin

- 3.7.1. Removal of the existing damaged floor tiles and make good the area.
- 3.7.2. Supply and install ceramic floor tiles
 - 3.7.2.1. Light grey in colour, 330 mm x 330 mm
- 3.7.3. Deep cleaning of the entire floor area.
- 3.7.4. Painting of the ceiling and make good the area.
 - 3.7.4.1.1. Painted with Acrylic PVA white paint
 - 3.7.4.1.2. Install standard Polystyrene cornices on the ceiling edge perimeter.
 - 3.7.4.1.2.1. Upper Edge Z60 Polystyrene Cornice
- 3.7.5. Supply and install new fluorescent lights (2x off)
 - 3.7.5.1. Install 49W (T5) Fluorescent lights with IP65 casing (2x off)

- 3.7.6. All interior walls shall be painted
 - 3.7.6.1. Grecian white paint colour
- 3.7.7. Removal of existing deteriorated desk make good affected areas
- 3.7.8. Removal of the old doors & then supply, install and varnish paint new solid wood fireproof doors with stainless steel handles (2x off)
- 3.7.9. Perform plumbing repairs and fix all the leaking water pipes and make good affected areas. All the repair works and installation of new sanitary components shall include new piping, fittings and all necessary ancillary items.
- 3.7.10. Supply and installation the following fixtures and equipment:
 - 3.7.10.1. Perimeter desk mounted to the wall for desktop computers
 - 3.7.10.1.1. Top finish to be gloss
 - 3.7.10.1.2. 3 drawers units (5 columns)
 - 3.7.10.1.3. Length: 8 m
 - 3.7.10.2. Standard built-in centre table with gloss top finish.
 - 3.7.10.2.1. Dimensions: 2 m x 1,2 m width
 - 3.7.10.3. Lockable built-in kitchen cupboards
 - 3.7.10.3.1. Size (mm): 450 x 450 built-in lockable cupboards
 - 3.7.10.3.2. Dimensions of cupboard: 2 m
 - 3.7.10.3.3. Granite (quartz) to be Rustenburg colour countertop finish
 - 3.7.10.3.4. New under-mount double sink with a chrome tap pillars sink mixers.
 - 3.7.10.4. Interior window blinds (3x off)
 - 3.7.10.4.1. Venetian Aluminium blinds
 - 3.7.10.4.2. Window opening size: 2 m x 1,8m height
 - 3.7.10.5. Air-conditioning unit
 - 3.7.10.5.1. 9000 BTU Wall mounted air conditioning split unit complete
 - 3.7.10.6. Replacement of the existing wall mounted fully automatic 10L hydro-boiler (1x off)
- 3.7.11. Noise barrier and sound proofing of the North Ash Plant cabin
 - 3.7.11.1. Closure of the existing door entrance with brickwork and make good area (repair, re-plaster and paint the affected areas)
 - 3.7.11.2. Removal of the existing window and opening of a new entrance door (Southern side of the cabin) & extension of the entrance by 2 m long (Sketch 3.7.10.4.2), including roofing, plastering and painting of the walls.
 - 3.7.11.3. Grecian white paint in colour
 - 3.7.11.4. Additional door installation
 - 3.7.11.4.1. Varnish paint new solid wood fireproof doors with stainless steel handles.



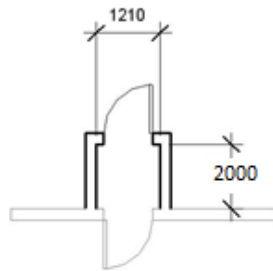
3.7.11.4.2.

Installation sketch

1.7 Coal plant cabins (North & South)

- 3.8.1. Removal of the existing damaged floor tiles and make good the areas.
- 3.8.2. Supply and install ceramic floor tiles
 - 3.8.2.1. Light grey in colour, 330 mm x 330 mm
- 3.8.3. Deep cleaning of the entire floor areas.
- 3.8.4. Painting of the ceiling and make good the area.
 - 3.8.4.1.1. Painted with Acrylic PVA white paint
 - 3.8.4.1.2. Install standard Polystyrene cornices on the ceiling edge perimeter.
 - 3.8.4.1.2.1. Upper Edge Z60 Polystyrene Cornice
- 3.8.5. Supply and install new fluorescent lights (8x off)
 - 3.8.5.1. Install 49W (T5) Fluorescent lights with IP65 casing (8x off)
- 3.8.6. All interior walls shall be painted
 - 3.8.6.1. Grecian white paint colour
- 3.8.7. Removal of existing deteriorated desk make good affected areas
- 3.8.8. Removal of the old doors & then supply, install and varnish paint new solid wood fireproof doors with stainless steel handles (8x off)
- 3.8.9. Perform plumbing repairs and fix all the leaking water pipes and make good affected areas. All the repair works and installation of new sanitary components shall include new piping, fittings and all necessary ancillary items.
- 3.8.10. Supply and installation the following fixtures and equipment (x2 off):
 - 3.8.10.1. Perimeter desk mounted to the wall for desktop computers
 - 3.8.10.1.1. Top finish to be gloss
 - 3.8.10.1.2. 3 drawers units (5 columns)
 - 3.8.10.1.3. Length: 8 m
 - 3.8.10.2. Standard built-in centre table with gloss top finish (2x off)
 - 3.8.10.2.1. Dimensions: 2 m x 1,2 m width
 - 3.8.10.3. Lockable built-in kitchen cupboards (2x off)
 - 3.8.10.3.1. Size (mm): 450 x 450 built-in lockable cupboards
 - 3.8.10.3.2. Dimensions of cupboard: 2 m
 - 3.8.10.3.3. Granite (quartz) to be Rustenburg colour countertop finish
 - 3.8.10.3.4. New under-mount double sink with a chrome tap pillars sink mixers.
 - 3.8.10.4. Interior window blinds (6x off)

- 3.8.10.4.1. Venetian Aluminium blinds
- 3.8.10.4.2. Window opening size: 2 m x 1,8m height
- 3.8.10.5. Air-conditioning units (2x off)
 - 3.8.10.5.1. 9000 BTU Wall mounted air conditioning split unit complete
- 3.8.10.6. Replacement of the existing wall mounted fully automatic 10L hydro-boiler (2x off)
- 3.8.11. Noise barrier and sound proofing of the Coal plant cabins (x2 off)
 - 3.8.11.1. Closure of the existing door entrance with brickwork and make good area (repair, re-plaster and paint the affected areas)
 - 3.8.11.2. Removal of the existing window and opening of a new entrance door (Southern side of the cabin) & extension of the entrance by 2 m long (Sketch 3.7.10.4.2), including roofing, plastering and painting of the walls.
 - 3.8.11.3. Grecian white paint in colour
 - 3.8.11.4. Additional door installation
 - 3.8.11.4.1. Varnish paint new solid wood fireproof doors with stainless steel handles.



3.8.11.4.2.

Installation sketch

1.8 Outside plant foremen offices & boardroom

- 3.9.1. Removal of the existing damaged floor tiles and make good the area by deep cleaning.
- 3.9.2. Supply and install ceramic floor tiles on the passage area
 - 3.9.2.1. Light grey in colour, 330mm x 330mm floor tiles matching existing Eskom standard tiles (GN- 553 Granito Charcoal or similar approved)
- 3.9.3. Painting of the existing ceiling and make good area.
 - 3.9.3.1.1. Painted with Acrylic PVA white paint
- 3.9.4. Supply and install new fluorescent lights (8x off)
 - 3.9.4.1. Install 49W (T5) Fluorescent lights with IP65 casing (2x off)
- 3.9.5. Removal of the existing vinyl coating and all interior walls should be painted
 - 3.9.5.1. Grecian white paint colour
- 3.9.6. Removal of existing deteriorated desk make good affected areas
- 3.9.7. Perform plumbing repairs and fix all the leaking water pipes and make good affected areas. All the repair works and installation of new sanitary components shall include new piping, fittings and all necessary ancillary items.
- 3.9.8. Supply and installation the following fixtures and equipment:
 - 3.9.8.1. Perimeter desk mounted to the wall for desktop computers

- 3.9.8.1.1. Top finish to be gloss
- 3.9.8.1.2. 3 drawers units (5 columns)
- 3.9.8.1.3. Length: 8 m
- 3.9.8.2. Lockable built-in kitchen cupboards
 - 3.9.8.2.1. Size (mm): 450 x 450 built-in lockable cupboards
 - 3.9.8.2.2. Dimensions of cupboard: 5 m
 - 3.9.8.2.3. Granite (quartz) to be Rustenburg colour countertop finish
 - 3.9.8.2.4. New UNDER-MOUNT double sink with a chrome tap pillars sink mixers.
- 3.9.8.3. Air-conditioning unit (3x off)
 - 3.9.8.3.1. 9000 BTU Wall mounted air conditioning split unit complete
- 3.9.8.4. Replacement of the existing wall mounted fully automatic 10L hydro-boiler (1x off)

1.9 Station cleaning offices (45 ft level), change rooms & toilets (male & female)

- 3.10.1. Removal of the existing damaged floor tiles and make good the area.
- 3.10.2. Supply and install ceramic floor tiles
 - 3.10.2.1. Light grey in colour, 330 mm x 330 mm
- 3.10.3. Deep cleaning of the entire floor area.
- 3.10.4. Painting of the ceiling and make good the area.
 - 3.10.4.1.1. Painted with Acrylic PVA white paint
 - 3.10.4.1.2. Install standard Polystyrene cornices on the ceiling edge perimeter.
 - 3.10.4.1.2.1. Upper Edge Z60 Polystyrene Cornice
- 3.10.5. Supply and install new fluorescent lights (2x off)
 - 3.10.5.1. Install 49W (T5) Fluorescent lights with IP65 casing (2x off)
- 3.10.6. All interior walls shall be painted
 - 3.10.6.1. Grecian white paint colour
- 3.10.7. Removal of existing deteriorated desk make good affected areas
- 3.10.8. Removal of the old doors & then supply, install and varnish paint new solid wood fireproof doors with stainless steel handles for offices (4x off)
- 3.10.9. Removal of the old doors & then supply, install and varnish paint new double swing solid wood fireproof doors with stainless steel handles at the main entrance (1x off)
- 3.10.10. Perform plumbing repairs and fix all the leaking water pipes and make good affected areas. All the repair works and installation of new sanitary components shall include new piping, fittings and all necessary ancillary items.
- 3.10.11. Supply and installation the following fixtures and equipment:
 - 3.10.11.1. Lockable built-in kitchen cupboards
 - 3.10.11.1.1. Size (mm): 450 x 450 built-in lockable cupboards
 - 3.10.11.1.2. Dimensions of cupboard: 3 m
 - 3.10.11.1.3. Granite (quartz) to be Rustenburg colour countertop finish
 - 3.10.11.1.4. New UNDER-MOUNT double sink with a chrome tap pillars sink mixers.
 - 3.10.11.2. Interior window blinds (12x off)
 - 3.10.11.2.1. Venetian Aluminium blinds

- 3.10.11.2.2. Window opening size: 1,8m x 1,1m height
- 3.10.11.2.3. Air-conditioning units (x6 off)
- 3.10.11.2.4. 9000 BTU Wall mounted air conditioning split unit complete
- 3.10.11.3. Replacement of the existing wall mounted fully automatic 10L hydro-boiler (1x off)
- 3.10.12. Supply and install the following sanitary fixtures and repairs in the female toilets:
 - 3.10.12.1. New (x 4 off) wash basins with taps
 - 3.10.12.1.1. Isca Sanpride style basin mixer large or similar approved type
 - 3.10.12.1.2. Taps: One set "Cobra Star Undertile" stop tap Chrome
 - 3.10.12.2. Toilet pots (x 4 off)
 - 3.10.12.2.1. Ceramic material: Shortland/cistern compact box suite with Dual top-flush toilet system and toilet seat
 - 3.10.12.2.2. White in colour
 - 3.10.12.3. Shower closets (x 4 off)
 - 3.10.12.3.1. Shower head: "Cobra Vandal-resistant KP2.6" chrome plated Overhead Shower head or similar approved
 - 3.10.12.3.2. Traps: "Cobra 373" Rough Brass Shower "P" Trap with shallow seal and chrome plated grating.
 - 3.10.12.3.3. Supply and install a door and a frame (painted)
- 3.10.13. Removal of all the existing old floor & wall tiles and make good
- 3.10.14. Supply and install ceramic floor & wall tiles
 - 3.10.14.1. Floor: "Nacros tiles" (ex Johnson tiles) 330 x 330 mm class IV "Napoli NL 619 Light Grey" ceramic floor tiles with "Tal" with professional adhesive.
 - 3.10.14.2. Wall: 330mm x 330mm floor tiles
- 3.10.15. Make good the existing ceiling and cornices
 - 3.10.15.1. Painting with white (latex) paint
 - 3.10.15.2. Install 49W (T5) Fluorescent lights with IP65 casing (x3 off)
- 3.10.16. Supply and install the following sanitary fixtures and repairs in the male toilets:
 - 3.10.16.1. New (x 4 off) wash basins with taps
 - 3.10.16.1.1. Isca Sanpride style basin mixer large or similar approved type
 - 3.10.16.1.2. Taps: One set "Cobra Star Undertile" stop tap Chrome
 - 3.10.16.2. Toilet pots (x 4 off)
 - 3.10.16.2.1. Ceramic material: Shortland/cistern compact box suite with Dual top-flush toilet system and toilet seat
 - 3.10.16.2.2. White in colour
 - 3.10.16.3. Shower closets (x 4 off)
 - 3.10.16.3.1. Shower head: "Cobra Vandal-resistant KP2.6" chrome plated Overhead Shower head or similar approved
 - 3.10.16.3.2. Traps: "Cobra 373" Rough Brass Shower "P" Trap with shallow seal and chrome plated grating.
 - 3.10.16.3.3. Supply and install a door and a frame (painted)
 - 3.10.16.4. Medium urinals - White (x4 off)
 - 3.10.16.4.1. Wall mounted to lip with a flushmaster and flush pipe

- 3.10.17. Removal of all the existing old floor & wall tiles and make good
- 3.10.18. Supply and install ceramic floor & wall tiles
 - 3.10.18.1. Floor: "Nacros tiles" (ex Johnson tiles) 330 x 330 mm class IV "Napoli NL 619 Light Grey" ceramic floor tiles with "Tal" with professional adhesive.
 - 3.10.18.2. Wall: 330mm x 330mm floor tiles
- 3.10.19. Make good the existing ceiling and cornices
 - 3.10.19.1. Painting with white (latex) paint
 - 3.10.19.2. Install 49W (T5) Fluorescent lights with IP65 casing (x3 off)
- 3.10.20. Supply and install the following sanitary fixtures and repairs in the change rooms (male & female):
 - 3.10.20.1. Removal of all the existing old floor & wall tiles and make good
 - 3.10.20.2. Supply and install ceramic floor & wall tiles
 - 3.10.20.2.1. Floor: "Nacros tiles" (ex Johnson tiles) 330 x 330 mm class IV "Napoli NL 619 Light Grey" ceramic floor tiles with "Tal" with professional adhesive.
 - 3.10.20.2.2. Wall: 330mm x 330mm floor tiles
- 3.10.21. Make good the existing ceiling and cornices
 - 3.10.21.1. Painting with white (latex) paint
 - 3.10.21.2. Install 49W (T5) Fluorescent lights with IP65 casing (x4 off)

1.10 Ops men's toilets 1&2 (45 ft level corridor)

- 3.11.1. Removal of the existing damaged floor tiles and make good the area by deep cleaning.
- 3.11.2. Supply and install ceramic floor & wall tiles
 - 3.11.2.1. Floor: "Nacros tiles" (ex Johnson tiles) 330 x 330 mm class IV "Napoli NL 619 Light Grey" ceramic floor tiles with "Tal" with professional adhesive.
 - 3.11.2.2. Wall: 330mm x 330mm floor tiles
- 3.11.3. Removal of old ceiling and make good area
- 3.11.4. Supply and install new ceiling and fluorescent lights
 - 3.11.4.1. 9,0 mm Rhino ceiling boards screwed onto the existing 32mm x 32mm purlins with Fiba-tape over the joints
 - 3.11.4.2. Plastering of the complete ceiling with Rhinolite, painted with white (latex) paint
 - 3.11.4.3. Install Polystyrene cornices
 - 3.11.4.4. Install 49W (T5) Fluorescent lights with IP65 casing (x2 off)
- 3.11.5. Make good all interior walls areas
 - 3.11.5.1. Grecian white paint colour
- 3.11.6. Supply and install the following sanitary fixtures:
 - 3.11.6.1. New (x 3 off) wash basins with taps
 - 3.11.6.1.1. Isca Sanpride style basin mixer large or similar approved type
 - 3.11.6.1.2. Taps: One set "Cobra Star Undertile" stop tap Chrome
 - 3.11.6.2. Toilet pots (x 3 off)
 - 3.11.6.2.1. Ceramic material: Shortland/cistern compact box suite with Dual top-flush toilet system and toilet seat

- 3.11.6.2.2. White in colour
- 3.11.6.3. Shower closets in toilet 2 (x 1 off)
 - 3.11.6.3.1. Shower head: "Cobra Vandal-resistant KP2.6" chrome plated Overhead Shower head or similar approved
 - 3.11.6.3.2. Traps: "Cobra 373" Rough Brass Shower "P" Trap with shallow seal and chrome plated grating.
- 3.11.6.4. Standard Chrome toilet roll holders (x 2 off) affixed to the wall
- 3.11.6.5. Bathroom mirrors (x 2 off)
- 3.11.6.6. Frameless rectangular mirrors (x 2 off)
 - 3.11.6.6.1. Size: 700 x 450 x 3mm
- 3.11.6.7. Standard Chrome towel rails affixed close to the shower closets (x 2 off)
- 3.11.6.8. Painting of roofs and removing and replacing of gutters and fascia boards

1.11 Ops ladies toilets (45 ft level corridor opposite to males toilet 2)

- 3.12.1. Removal of the existing damaged floor tiles and make good the area by deep cleaning.
- 3.12.2. Supply and install ceramic floor & wall tiles
 - 3.12.2.1. Floor: "Nacros tiles" (ex Johnson tiles) 330 x 330 mm class IV "Napoli NL 619 Light Grey" ceramic floor tiles with "Tal" with professional adhesive.
 - 3.12.2.2. Wall: 330mm x 330mm floor tiles
- 3.12.3. Removal of old ceiling & 2x lights and make good area
- 3.12.4. Supply and install new ceiling and 2x fluorescent lights
 - 3.12.4.1. 9,0mm Rhino ceiling boards screwed onto the existing 32mm x 32mm purlins with Fiba-tape over the joints
 - 3.12.4.2. Plastering of the complete ceiling with Rhinolite, painted with white (latex) paint
 - 3.12.4.3. Install Polystyrene cornices
 - 3.12.4.4. Install 49W (T5) Fluorescent lights with IP65 casing
- 3.12.5. Make good all interior walls areas without tiling
 - 3.12.5.1. Grecian white paint colour
- 3.12.6. Supply and install the following sanitary fixtures:
 - 3.12.6.1. New (x 2 off) wash basins with taps
 - 3.12.6.1.1. Isca Sanpride style basin mixer large or similar approved type
 - 3.12.6.1.2. Taps: One set "Cobra Star Undertile" stop tap Chrome
 - 3.12.6.2. Toilet pots (x 5 off)
 - 3.12.6.2.1. Ceramic material: Shortland/cistern compact box suite with Dual top-flush toilet system and toilet seat
 - 3.12.6.2.2. White in colour
 - 3.12.6.3. Shower closets
 - 3.12.6.3.1. Shower head: "Cobra Vandal-resistant KP2.6" chrome plated Overhead Shower head or similar approved
 - 3.12.6.3.2. Traps: "Cobra 373" Rough Brass Shower "P" Trap with shallow seal and chrome plated grating.
 - 3.12.6.4. Standard Chrome toilet roll holders (x 2 off) affixed to the wall

- 3.12.6.5. Bathroom mirrors (x 2 off)
- 3.12.6.6. Frameless rectangular mirrors (x 2 off)
 - 3.12.6.6.1. Size: 700 x 450 x 3mm
- 3.12.6.7. Standard Chrome towel rails affixed close to the shower closets (x 2 off)

1.12 Operating change rooms & toilets (45 ft level) - Males

- 3.13.1. Removal of the existing damaged floor tiles and make good the area by deep cleaning.
- 3.13.2. Supply and install ceramic floor & wall tiles
 - 3.13.2.1. Floor: "Nacros tiles" (ex Johnson tiles) 330 x 330 mm class IV "Napoli NL 619 Light Grey" ceramic floor tiles with "Tal" with professional adhesive.
 - 3.13.2.2. Wall: 330mm x 330mm floor tiles
- 3.13.3. Painting of the existing ceiling & 2x lights and make good area
 - 3.13.3.1. Painted with white (latex) paint
 - 3.13.3.2. Install 49W (T5) Fluorescent lights with IP65 casing
- 3.13.4. Make good all interior walls areas without tiling
 - 3.13.4.1. Grecian white paint colour
- 3.13.5. Supply and install the following sanitary fixtures:
 - 3.13.5.1. New (x 4 off) wash basins with taps
 - 3.13.5.1.1. Isca Sanpride style basin mixer large or similar approved type
 - 3.13.5.1.2. Taps: One set "Cobra Star Undertile" stop tap Chrome
 - 3.13.5.2. Toilet pots (x 6 off)
 - 3.13.5.2.1. Ceramic material: Shortland/cistern compact box suite with Dual top-flush toilet system and toilet seat
 - 3.13.5.2.2. White in colour
 - 3.13.5.3. Shower closets (4x off)
 - 3.13.5.3.1. Shower head: "Cobra Vandal-resistant KP2.6" chrome plated Overhead Shower head or similar approved
 - 3.13.5.3.2. Traps: "Cobra 373" Rough Brass Shower "P" Trap with shallow seal and chrome plated grating.
 - 3.13.5.4. Medium urinals - White (x4 off)
 - 3.13.5.4.1. Wall mounted to lip with a flushmaster and flush pipe
 - 3.13.5.5. Standard Chrome toilet roll holders (x 4 off) affixed to the wall
 - 3.13.5.6. Bathroom mirrors (x 2 off)
 - 3.13.5.6.1. Frameless rectangular mirrors (x 2 off)
 - 3.13.5.6.2. Size: 700 x 450 x 3mm
 - 3.13.5.7. Standard Chrome towel rails affixed close to the shower closets (x 2 off)
 - 3.13.5.8. Metal Hook Stainless Steel Bathroom Cloth Hangers, for Cloth Hanging (x 2 off)
 - 3.13.5.8.1. No. of hooks x6
 - 3.13.5.9. Wall mounted restroom bench
 - 3.13.5.9.1. Length: 3 m

1.13 Operating change rooms & toilets (45 ft level) - Females

- 3.14.1. Removal of the existing damaged floor tiles and make good the area by deep cleaning.
- 3.14.2. Supply and install ceramic floor & wall tiles
 - 3.14.2.1. Floor: "Nacros tiles" (ex Johnson tiles) 330 x 330 mm class IV "Napoli NL 619 Light Grey" ceramic floor tiles with "Tal" with professional adhesive.
 - 3.14.2.2. Wall: 330mm x 330mm floor tiles
- 3.14.3. Painting of the existing ceiling & 2x lights and make good area
 - 3.14.3.1. Painted with white (latex) paint
 - 3.14.3.2. Install 49W (T5) Fluorescent lights with IP65 casing
- 3.14.4. Make good all interior walls areas without tiling
 - 3.14.4.1. Grecian white paint colour
- 3.14.5. Supply and install the following sanitary fixtures:
 - 3.14.5.1. New (x 4 off) wash basins with taps
 - 3.14.5.1.1. Isca Sanpride style basin mixer large or similar approved type
 - 3.14.5.1.2. Taps: One set "Cobra Star Undertile "stop tap Chrome
 - 3.14.5.2. Toilet pots (x 6 off)
 - 3.14.5.2.1. Ceramic material: Shortland/cistern compact box suite with Dual top-flush toilet system and toilet seat
 - 3.14.5.2.2. White in colour
 - 3.14.5.3. Shower closets (4x off)
 - 3.14.5.3.1. Shower head: "Cobra Vandal-resistant KP2.6" chrome plated Overhead Shower head or similar approved
 - 3.14.5.3.2. Traps: "Cobra 373" Rough Brass Shower "P" Trap with shallow seal and chrome plated grating.
 - 3.14.5.4. Standard Chrome toilet roll holders (x 4 off) affixed to the wall
 - 3.14.5.5. Bathroom mirrors (x 2 off)
 - 3.14.5.5.1. Frameless rectangular mirrors (x 2 off)
 - 3.14.5.5.2. Size: 700 x 450 x 3mm
 - 3.14.5.6. Standard Chrome towel rails affixed close to the shower closets (x 2 off)
 - 3.14.5.7. Metal Hook Stainless Steel Bathroom Cloth Hanger, for Cloth Hanging (x 2 off)
 - 3.14.5.7.1. No. of hooks x6
 - 3.14.5.8. Wall mounted restroom bench
 - 3.14.5.8.1. Length: 3 m

1.14 Ops Support ladies toilets

- 3.15.1. Removal of the existing damaged floor tiles and make good the area by deep cleaning.
- 3.15.2. Supply and install ceramic floor & wall tiles
 - 3.15.2.1. Floor: "Nacros tiles" (ex Johnson tiles) 330 x 330 mm class IV "Napoli NL 619 Light Grey" ceramic floor tiles with "Tal" with professional adhesive.
 - 3.15.2.2. Wall: 330mm x 330mm floor tiles
- 3.15.3. Removal of old ceiling & 2x lights and make good area

- 3.15.4. Supply and install new ceiling and 2x fluorescent lights
 - 3.15.4.1. 9,0mm Rhino ceiling boards screwed onto the existing 32mm x 32mm purlins with Fiba-tape over the joints
 - 3.15.4.2. Plastering of the complete ceiling with Rhinolite, painted with white (latex) paint
 - 3.15.4.3. Install Polystyrene cornices
 - 3.15.4.4. Install 49W (T5) Fluorescent lights with IP65 casing
- 3.15.5. Make good all interior walls areas without tiling
 - 3.15.5.1. Grecian white paint colour
- 3.15.6. Supply and install the following sanitary fixtures:
 - 3.15.6.1. New (x 2 off) wash basins with taps
 - 3.15.6.1.1. Isca Sanpride style basin mixer large or similar approved type
 - 3.15.6.1.2. Taps: One set "Cobra Star Undertile" stop tap Chrome
 - 3.15.6.2. Toilet pots (x 5 off)
 - 3.15.6.2.1. Ceramic material: Shortland/cistern compact box suite with Dual top-flush toilet system and toilet seat
 - 3.15.6.2.2. White in colour
 - 3.15.6.3. Shower closets
 - 3.15.6.3.1. Shower head: "Cobra Vandal-resistant KP2.6" chrome plated Overhead Shower head or similar approved
 - 3.15.6.3.2. Traps: "Cobra 373" Rough Brass Shower "P" Trap with shallow seal and chrome plated grating.
 - 3.15.6.4. Standard Chrome toilet roll holders (x 2 off) affixed to the wall
 - 3.15.6.5. Bathroom mirrors (x 2 off)
 - 3.15.6.6. Frameless rectangular mirrors (x 2 off)
 - 3.15.6.6.1. Size: 700 x 450 x 3mm
 - 3.15.6.7. Standard Chrome towel rails affixed close to the shower closets (x 2 off)
 - 3.15.6.8. Painting of roofs and removing and replacing of gutters and fascia boards

1.15 Ops Outside Plant foremen's toilets

- 3.16.1. Removal of the existing damaged floor tiles and make good the area by deep cleaning.
- 3.16.2. Supply and install ceramic floor & wall tiles
 - 3.16.2.1. Floor: "Nacros tiles" (ex Johnson tiles) 330 x 330 mm class IV "Napoli NL 619 Light Grey" ceramic floor tiles with "Tal" with professional adhesive.
 - 3.16.2.2. Wall: 330mm x 330mm floor tiles
- 3.16.3. Removal of old ceiling & 2x lights and make good area
- 3.16.4. Supply and install new ceiling and 2x fluorescent lights
 - 3.16.4.1. 9,0mm Rhino ceiling boards screwed onto the existing 32mm x 32mm purlins with Fiba-tape over the joints
 - 3.16.4.2. Plastering of the complete ceiling with Rhinolite, painted with white (latex) paint
 - 3.16.4.3. Install Polystyrene cornices
 - 3.16.4.4. Install 49W (T5) Fluorescent lights with IP65 casing

- 3.16.5. Make good all interior walls areas without tiling
 - 3.16.5.1. Grecian white paint colour
- 3.16.6. Supply and install the following sanitary fixtures:
 - 3.16.6.1. New (x 2 off) wash basins with taps
 - 3.16.6.1.1. Isca Sanpride style basin mixer large or similar approved type
 - 3.16.6.1.2. Taps: One set "Cobra Star Undertile" stop tap Chrome
 - 3.16.6.2. Toilet pots (x 5 off)
 - 3.16.6.2.1. Ceramic material: Shortland/cistern compact box suite with Dual top-flush toilet system and toilet seat
 - 3.16.6.2.2. White in colour
 - 3.16.6.3. Shower closets
 - 3.16.6.3.1. Shower head: "Cobra Vandal-resistant KP2.6" chrome plated Overhead Shower head or similar approved
 - 3.16.6.3.2. Traps: "Cobra 373" Rough Brass Shower "P" Trap with shallow seal and chrome plated grating.
 - 3.16.6.4. Standard Chrome toilet roll holders (x 2 off) affixed to the wall
 - 3.16.6.5. Bathroom mirrors (x 2 off)
 - 3.16.6.6. Frameless rectangular mirrors (x 2 off)
 - 3.16.6.6.1. Size: 700 x 450 x 3mm
 - 3.16.6.7. Standard Chrome towel rails affixed close to the shower closets (x 2 off)
 - 3.16.6.8. Painting of roofs and removing and replacing of gutters and fascia boards

1.16 Main Admin control room men's toilets 1,2&3

- 3.17.1. Re-grouting of all the existing floor & wall tiles and make good by cleaning
- 3.17.2. Make good all interior walls areas without tiling
 - 3.17.2.1. Grecian white paint colour
- 3.17.3. Structural modification to convert the existing urinal area to a toilet closet
 - 3.17.3.1. Removal of the existing urinal (1x off) and plumbing fittings and make good the wall
 - 3.17.3.2. Construction of a new brick wall for toilet closet enclosure with an access door (similar to the adjacent closet) and make good area (repair, re-plaster and paint the affected areas).
 - 3.17.3.2.1. Supply and install a door and a frame (painted)
 - 3.17.3.3. Supply and install a new toilet systems with fittings of specification Betta Mirage Close Couple Suite with Seat - White (2 Piece pan and suite with a top flush mechanism).
 - 3.17.3.3.1. White in colour
 - 3.17.3.4. Reference drawing 2699-007-01 Sht 8

1.17 Operating tearoom, change rooms and male & female toilets (0 ft level)

- 3.18.1. Removal of all the existing old floor & wall tiles and make good
- 3.18.2. Supply and install ceramic floor & wall tiles

- 3.18.2.1. Floor: "Nacros tiles" (ex Johnson tiles) 330 x 330 mm class IV "Napoli NL 619 Light Grey" ceramic floor tiles with "Tal" with professional adhesive.
- 3.18.2.2. Wall: 330mm x 330mm floor tiles
- 3.18.3. Supply and installation of new inter-locking vinyl tiles
 - 3.18.3.1. Material and type of vinyl tiles: PVC, medallion exposed, non-slip, durable and inter-locking vinyl tiles.
 - 3.18.3.2. Vinyl colour: Dove grey.
 - 3.18.3.3. Size of tile: 500 x 500 mm
- 3.18.4. Repainting of ceiling & 6x lights and make good area
 - 3.18.4.1. Repainting with white (latex) paint
 - 3.18.4.2. Install 49W (T5) Fluorescent lights with IP65 casing
- 3.18.5. All interior walls to be painted
 - 3.18.5.1. Grecian white paint color
- 3.18.6. Replace and make good main doors (x 1 off)
 - 3.18.6.1. Supply and installation of new light-duty auto door closer on main access doors.
 - 3.18.6.1.1. QS700 door closer, size 2-5 with designer arm, silver.
- 3.18.7. Supply and install the following fixtures:
 - 3.18.7.1. Lockable built-in kitchen cupboards
 - 3.18.7.1.1. Size (mm): 450 x 450 built-in lockable cupboards
 - 3.18.7.1.2. Dimensions of cupboard: 6 m
 - 3.18.7.1.3. Granite/quartz Rusternburg colour countertop finish
 - 3.18.7.1.4. New UNDER-MOUNT double sink with a chrome tap pillars sink mixers.
 - 3.18.7.2. Window blinds (interior) (x 5 off)
 - 3.18.7.2.1. Window opening size:
 - 3.18.7.2.1.1. 2,5 m x 1,8m height
 - 3.18.7.2.1.2. 1,5 m x 1,1m height
 - 3.18.7.3. Air-conditioning unit
 - 3.18.7.3.1. 9000 BTU Wall mounted air conditioning split unit complete
 - 3.18.7.4. Replacement of the existing wall mounted fully automatic 10L hydro-boiler (1x off)
- 3.18.8. Supply and install the following sanitary fixtures and repairs in the female toilets:
 - 3.18.8.1. Shower closets (x 4 off)
 - 3.18.8.1.1. Shower head: "Cobra Vandal-resistant KP2.6" chrome plated Overhead Shower head or similar approved
 - 3.18.8.1.2. Traps: "Cobra 373" Rough Brass Shower "P" Trap with shallow seal and chrome plated grating.
 - 3.18.8.1.3. Supply and install a door and a frame (painted)
- 3.18.9. Removal of all the existing old floor & wall tiles and make good
- 3.18.10. Supply and install ceramic floor & wall tiles
 - 3.18.10.1. Floor: "Nacros tiles" (ex Johnson tiles) 330 x 330 mm class IV "Napoli NL 619 Light Grey" ceramic floor tiles with "Tal" with professional adhesive.

- 3.18.10.2. Wall: 330mm x 330mm floor tiles
- 3.18.11. Make good the existing ceiling and cornices
 - 3.18.11.1. Painting with white (latex) paint
- 3.18.12. Supply and install the following sanitary fixtures and repairs in the male toilets:
 - 3.18.12.1. Replace basins taps (x12 off)
 - 3.18.12.1.1. Isca Sanpride style basin mixer large or similar approved type
 - 3.18.12.1.2. Taps: One set "Cobra Star Undertile" stop tap Chrome
 - 3.18.12.2. Toilet pots (x 12 off)
 - 3.18.12.2.1. Ceramic material: Shortland/cistern compact box suite with Dual top-flush toilet system and toilet seat
 - 3.18.12.2.2. White in colour
 - 3.18.12.3. New Shower closets (x 4 off)
 - 3.18.12.3.1. Shower head: "Cobra Vandal-resistant KP2.6" chrome plated Overhead Shower head or similar approved
 - 3.18.12.3.2. Traps: "Cobra 373" Rough Brass Shower "P" Trap with shallow seal and chrome plated grating.
 - 3.18.12.3.3. Supply and install a door and a frame (painted)
 - 3.18.12.4. Medium urinals - White (x4 off)
 - 3.18.12.4.1. Wall mounted to lip with a flushmaster and flush pipe
- 3.18.13. Structural modification to convert the existing urinal area to shower closets
 - 3.18.13.1. Removal of the existing urinal (4x off) and plumbing fittings and make good the wall
 - 3.18.13.2. Construction of a new brick walls for shower closet enclosures with an access door (similar to the adjacent closet) and make good area (repair, re-plaster and paint the affected areas).
 - 3.18.13.2.1. Supply and install a doors and frames (painted)
- 3.18.14. Removal of all the existing old floor & wall tiles and make good
- 3.18.15. Supply and install ceramic floor & wall tiles
 - 3.18.15.1. Floor: "Nacros tiles" (ex Johnson tiles) 330 x 330 mm class IV "Napoli NL 619 Light Grey" ceramic floor tiles with "Tal" with professional adhesive.
 - 3.18.15.2. Wall: 330mm x 330mm floor tiles
- 3.18.16. Make good the existing ceiling and cornices
 - 3.18.16.1. Painting with white (latex) paint
 - 3.18.16.2. Install 49W (T5) Fluorescent lights with IP65 casing (x3 off)

1.18 Ops Support Services lashing tearoom

- 3.19.1. Removal of all the existing damaged carpet and make good
- 3.19.2. Supply and installation of new carpets
 - 3.19.2.1. Carpet type: Van Dyck PowerPoint
 - 3.19.2.2. Carpet colour: Jacaranda
 - 3.19.2.3. Grey in colour, 330mm x 330mm floor tiles matching existing Eskom standard tiles
- 3.19.3. Supply and installation of new inter-locking vinyl tiles

- 3.19.3.1. Material and type of vinyl tiles: PVC, medallion exposed, non-slip, durable and inter-locking vinyl tiles.
- 3.19.3.2. Vinyl colour: Dove grey.
- 3.19.3.3. Size of tile: 500 x 500 mm
- 3.19.4. Removal of old ceiling & 2x lights and make good area
- 3.19.5. Supply and install new ceiling and 2x fluorescent lights
 - 3.19.5.1. 9,0mm Rhino ceiling boards screwed onto the existing 32mm x 32mm purlins with Fiba-tape over the joints
 - 3.19.5.2. Plastering of the complete ceiling with Rhinolite, painted with white (latex) paint
 - 3.19.5.3. Install Polystyrene cornices
 - 3.19.5.4. Install 49W (T5) Fluorescent lights with IP65 casing
- 3.19.6. All interior walls to be painted
 - 3.19.6.1. Grecian white paint color
- 3.19.7. Repair and make good main doors (x 2 off)
 - 3.19.7.1. Supply and installation of new light-duty auto door closer on main access doors.
 - 3.19.7.1.1. QS700 door closer, size 2-5 with designer arm, silver.
- 3.19.8. Supply and install the following fixtures:
 - 3.19.8.1. Lockable built-in kitchen cupboards
 - 3.19.8.1.1. Size (mm): 450 x 450 built-in lockable cupboards
 - 3.19.8.1.2. Dimensions of cupboard: 3 m
 - 3.19.8.1.3. Granite/quartz Rusternburg colour countertop finish
 - 3.19.8.1.4. New under-mount double sink with a chrome tap pillars sink mixers.
 - 3.19.8.2. Perimeter desk mounted to the wall for desktop computers
 - 3.19.8.2.1. Top finish to be gloss
 - 3.19.8.2.2. 3 drawers units (5 columns)
 - 3.19.8.2.3. Length: 8 m
 - 3.19.8.3. Window blinds (interior) (2x off)
 - 3.19.8.3.1. Window opening size: 2 m x 1,8m height
 - 3.19.8.4. Air-conditioning unit
 - 3.19.8.4.1. 9000 BTU Wall mounted air conditioning split unit complete
 - 3.19.8.5. Replacement of the existing wall mounted fully automatic 10L hydro-boiler (1x off)

2. Drawings

Drawing number	Revision	Title
2699-007-01 Sht 8	Arnot Power station	Main Admin Building – Third Floor _ Plan

3. Specifications

Title	Date or revision	Tick if publicly available
<u>General Specifications:</u>		✓
SHE specifications to be met by Contractors	Rev 1	✓
Supplier contract quality requirements specification	Rev 0	✓
Eskom lifesaving rules		✓
Eskom vehicle safety specification	Rev 4	✓
Occupational Health and Safety Act 85 of 1993, amended	Amended	✓
<u>Technical specifications</u>		
SANS 1200 Series		✓
Standard System of Measuring Building Work	Sixth Edition Revision 1999	✓
Model Preambles for all Trades	1995 Edition	✓
The National Building Regulations(NBR) and “Code of Practice for the application of the National Building Regulations” SANS 10400	1990 Edition as amended 30 May 2008	✓
Accuracy in Buildings SANS 10155	2009 Edition 1.2	✓

4. Constraints on how the Contractor Provides the Works

- It is the Contractor’s responsibility to ensure that he understands and complies with all relevant engineering drawings and specifications and is adequately experienced to undertake all aspects of the work safely.
- All details and dimensions pertaining to any existing structures are to be confirmed on site by the Contractor and the engineer is to be immediately informed of any unexpected aspects pertaining to them.
- All products specified for use are to be always used strictly according to manufacturer’s instructions and specifications.
- The Contractor is at all time s to be fully responsible for quality control on site ensuring strict compliance with all works, details and specifications issued for construction by the professional team

4.1 Meetings

4.1.1. Kick off meeting

A kick off meeting is held before any work commences. The Project manager schedules a kick off meeting before any work commences based on the contractor’s availability and the availability of key people. The kick off meeting is attended by all the key people for the purpose of introduction of teams.

4.1.2. Progress meetings

Progress meetings are scheduled every month and attended by the contractor site management team and chaired by the Project Manager. The minutes of the progress meeting are distributed to the *Contractor* and other attendees within a week of the meeting. Attendees inform the Project Manager of the acceptance or rejection of the minutes before the subsequent progress meeting starts signing of the attendance register is taken as acceptance of the previous meeting's minutes.

4.1.3. Thursday safety meeting

The *Contractor* schedules and attends compulsory safety meetings every Thursday's morning for a minimum of 30 minutes with his employees. The attendance registers and minutes are kept in a file and available for review by the Employer.

4.1.4. Monthly Contractors safety meetings

The *Contractor's* Site Manager and safety officer attends a monthly contractor's safety meeting which is scheduled by the employer's safety department. The *Contractor* schedule monthly statutory meeting attended by all his/her employees as stipulated OHS Act 85 of 1993. The contractor submits a monthly manpower statistic by the last day of every month.

4.2 Use of standard forms

The standard NEC3 forms and templates are used to send correspondence between the *Employer* and the *Contractor*

4.3 Invoicing and payment

In terms of core clause 50 the *Contractor* assesses the amount due and applies to the *Employer* for payment. The *Contractor* applies for payment with a tax invoice addressed to the *Employer* as follows:

The *Contractor* includes the following information on each tax invoice:

- Article IV. Name and address of the *Contractor*
- Article V. The contract number and title;
- Article VI. *Contractor's* VAT registration number;
- Article VII. The *Employer's* VAT registration number 4740101508;
- Article VIII. The total Price for Work Done to Date which the *Contractor* has completed;
- Article IX. Other amounts to be paid to the *Contractor*;
- Article X. Less amounts to be paid by or retained from the *Contractor*;
- Article XI. The change in the amount due since the previous payment being the invoiced amount - excluding VAT, the VAT and including VAT;
- Article XII. (add other as required)

The *Contractor* attaches the detail assessment of the amount due to each tax invoice showing the Price for Work Done to Date for each item in the Price List for work which he has completed.

4.4 Records of Defined Cost

The contractor maintains all records of defined costs on site stored in a file and accessible to the Employer for the purpose of determining the defined cost. The contractor allows the employer full access to the information and provides explanations where required

4.5 Accelerated Shared Growth Initiative – South Africa (ASGI-SA)

Not Applicable

4.6 BBBEE and preferencing scheme

Not Applicable

4.7 Facilities to be provided by the *Contractor*

Site security fence for solid barricading
Site offices and storage facilities
Site eating facilities
Laydown area
Toilet facilities

4.8 Title to material from excavation and demolition

The contractor has no title to materials from excavation and demolition. All reusable equipment will remain the property of the employer. All scrap material to be scrapped daily at the scrap yard.

4.9 Design by the *Contractor*

The contractor does not perform any design work

4.10 Cataloguing requirements by the *Contractor*

No cataloguing is required from the contractor

5. Requirements for the programme

The contractor submits a programme within 3 days contract award. The programme is submitted in 2 copies, one electronic editable format (Ms Project) and one electronic pdf format The programme indicates the start and end dates and duration for every activity and milestone The contractor revises the programme in intervals not exceeding two weeks. The contractor further revises the programme within two days of deviation from the last approved programme.

6. Services and other things provided by the *Employer*

Item	Date by which it will be provided
Electricity	When required
Ablutions	When required
Water	When required

C4: Site Information

The location of Arnot Power Station is approximately 50KM east of Middelburg in Mpumalanga. Arnot Power Station consists of 6 x 350MW turbo generator units with installed capacity of 2100MW at maximum, continuous rating (MCR)

The *Contractor* take note that he will be performing construction work on a national key point (Arnot Power Station) fence. The *Contractor* will be responsible for ensuring that no unauthorised person gains access the fence area during construction. The *Contractor* provides all relevant security personnel during construction

Position of site work will be executed as indicated on the drawings

C4.1: Information about the *site* at time of tender which may affect the work in this contract

1. Access limitations

Employer's Site entry and security control, permits, and Site regulations

All Site access is controlled through the designated access gate.

The Contractor is informed of the access procedures through Site regulations and that such procedures may change depending on the prevailing security situation.

The Contractor is to comply with all Site regulations and instructions. The onus is on the Contractor to ensure his familiarity with the Employer's Site regulations and inspections.

Recruitment outside the Employer's security office is not allowed. Local privately owned recruitment offices to be utilised.

No person will be issued with an access permit without proof that the person did attend the local Arnot Power Station induction course.

A one-day access permit will be issued for persons attending the induction course. It is the Contractor's responsibility to arrange with the Project Manager one week in advance for a course booking.

Restrictions to access on Site, roads, walkways and barricades

All vehicles must be driven with due consideration for personnel and property. A maximum speed limit of 40 kilometres per hour will be adhered to on the premises at all times. No personnel at the back of any vehicle.

The Contractor shall provide and install fixed barricades and warning devices to ensure that equipment and persons are not exposed to danger or to prevent access to dangerous areas.

All welding, flame cutting and grinding work shall be properly screened to protect persons from arc flashes or eye injuries.

All grating shall be covered with an adequate protective screening when welding or flame cutting.

People restrictions on Site; hours of work, conduct and records

Restrictions and hours of work may apply on some Sites. It is very important that the *Contractor* keeps records of his people on Site, including those of his Subcontractors which the Project Manager or Supervisor have access to at any time. These records may be needed when assessing Compensation events. **The contractor shall ensure that there is an allowance for work to be**

done during weekends.

Contractor's Equipment

Records are to be kept of Equipment on Site including whether it is owned or hired. The *Contractor* is responsible to provide his own scaffolding, lifting equipment, where required.

The contractor is to comply at all times with all relevant Eskom regulations and bylaws in the area of the site and is to ensure that he has a set of approved permit documents to work on Eskom premises.

2. Ground conditions in areas affected by work in this contract

All details and dimensions pertaining to any existing structures are to be confirmed on site by the contractor and the engineer is to be immediately informed of any unexpected aspects pertaining to them.

All dimensions and levels to be checked on site and correlated with the existing structure before construction commences and any discrepancies are to be reported immediately to the engineer

3. Hidden and other services within the site

The contractor makes use of underground detection before any excavations are done to detect underground services such as electric cables, water pipes, IT and telephone cables. The contractor notifies the employer of underground and employer advice *the Contractor* within 2 days in terms of how the contractor deals with the obstruction.

4. Details of existing buildings / facilities which *Contractor* is required to work on

The Employer shall provide the Contractor with As-built drawings