

	MATLA POWER STATION SCOPE OF WORK	Document Identifier 14593	Rev 6
		Effective Date March 2023	
		Review Date March 2026	

NB: Do not tamper with the template.

GENERAL

- Data books, reviews, reports, and diagrams/drawings shall be submitted to Engineering after the completion of the work. Engineering to forward the data books to Quality Department (Document Control)
- All QCP's to be submitted to Engineering and Quality for approval prior to outage/project or maintenance work commencement.

	SCOPE OF WORK DESCRIPTION / ACTIVITY	PROCEDURE, SPECIFICATION, ENG. REQUIREMENTS / DOCUMENTATION	HOLD POINTS, WITNESS, REPORTS	RESPONSIBLE PARTY
1.1	Occupational Health and Safety	<ul style="list-style-type: none"> • Health and safety file should be approved by Safety risk management department prior to any work commences on site. • All work is to be done in accordance with OHS Act 85 of 1993, Matla plant procedures and Plant Safety Regulations. (240-150642762). • Matla power station SHEQ induction must be done before access to site can be granted. • The contractor should ensure that all employees have acquired the required competency for the task they are performing. • The contractor to ensure compliance to updated legal requirements and other requirements 	Eskom to witness.	Contractor

Reference No MEA-06959	Reference Rev No:0	Date: 2024/09/03	Page 1 of 26
------------------------	--------------------	------------------	--------------

Controlled Disclosure

When downloaded from the document management system, this document is uncontrolled and the responsibility rests with the user to ensure it is in line with the authorized version on the system. No part of this document may be reproduced in any manner or form by third parties without the written consent of Eskom Holdings SOC Ltd, © copyright Eskom Holdings SOC Ltd, Reg No 2002/015527/30

	MATLA POWER STATION SCOPE OF WORK	Document Identifier 14593	Rev 6
		Effective Date March 2023	
		Review Date March 2026	

1.2	Environmental Management.	<ul style="list-style-type: none"> All activities listed in the National Environmental Management Act 107 of 1998, EIA Regulations as amended, must have environmental AUTHORISATION before commencement of work. The contractor shall comply with all applicable legal and other requirements. The polluter pays principle will be applied. The contractor manager shall ensure compliance with Eskom Matla Environmental procedures to ensure the prevention of pollution (refer: OMOP 4090 and 4402). The last payment will be processed based on the status of the last housekeeping check sheet (Annexure C: OMOP 4402) of designated area. EMS file based on ISO14001 will be required. 	Eskom to witness.	Contractor
1.3	Quality Management	<ul style="list-style-type: none"> The contractor/executioner of work will be responsible for drawing up all QCP documentation and this must be approved by engineering and authorised by the Quality Department before commencing with the work. Contractors/executioner to adhere to QM 58 and OMOP4497 requirements Number of NCR issued can affect your next tendering process. The QCP shall be signed progressively by the Engineer/Supervisor, Eskom QC Inspector, Contractor QC Inspector and/or AIA. No procuring of outage items without the approval of scopes by quality 	Hold point	Contractor

Reference No MEA-06959	Reference Rev No:0	Date: 2024/09/03	Page 2 of 26
------------------------	--------------------	------------------	--------------

Controlled Disclosure

When downloaded from the document management system, this document is uncontrolled and the responsibility rests with the user to ensure it is in line with the authorized version on the system. No part of this document may be reproduced in any manner or form by third parties without the written consent of Eskom Holdings SOC Ltd, © copyright Eskom Holdings SOC Ltd, Reg No 2002/015527/30

	MATLA POWER STATION SCOPE OF WORK	Document Identifier 14593	Rev 6
		Effective Date March 2023	
		Review Date March 2026	

		<ul style="list-style-type: none"> All outage scopes creep and scopes addition should be approved by quality No contractor should be in the possession of scopes for execution without the scopes approved by quality The contractor is subjected to quality auditing at any point in time during execution of scope 		
1.4	Inputs from other departments			
1.5	Commissioning reference			

Reference No MEA-06959	Reference Rev No:0	Date: 2024/09/03	Page 3 of 26
------------------------	--------------------	------------------	--------------

Controlled Disclosure

When downloaded from the document management system, this document is uncontrolled and the responsibility rests with the user to ensure it is in line with the authorized version on the system. No part of this document may be reproduced in any manner or form by third parties without the written consent of Eskom Holdings SOC Ltd, © copyright Eskom Holdings SOC Ltd, Reg No 2002/015527/30

	MATLA POWER STATION SCOPE OF WORK	Document Identifier 14593	Rev 6
		Effective Date March 2023	
		Review Date March 2026	

DECOMMISSION AND/OR PLANT ISOLATION

	SCOPE OF WORK DESCRIPTION / ACTIVITY	PROCEDURE, SPECIFICATION, ENG. REQUIREMENTS / DOCUMENTATION	HOLD POINTS, WITNESS, REPORTS	RESPONSIBLE PARTY
	This scope gives the requirements and specifications for Installation of additional drains at Ash Dam Facility. The work includes but not limited to, supplying and installing of vibrating wire piezometers around Ash Dam Facility.			
1.1	Scope Description for additional drains at the Ash Dam Facility The scope comprises of, but not limited to: <ul style="list-style-type: none"> • Locations of drains will be advised by both contractor and Employer. • The contractor is required to perform a drainage design system according to Matla Ash Dam Facility and provide signed drawings by ECSA Pr Civil Engineer. 	The Contractor must ensure that works are in compliance to SANS, DWS requirements.	Hold Points	Contractor

Reference No MEA-06959	Reference Rev No:0	Date: 2024/09/03	Page 4 of 26
------------------------	--------------------	------------------	--------------

Controlled Disclosure

When downloaded from the document management system, this document is uncontrolled and the responsibility rests with the user to ensure it is in line with the authorized version on the system. No part of this document may be reproduced in any manner or form by third parties without the written consent of Eskom Holdings SOC Ltd, © copyright Eskom Holdings SOC Ltd, Reg No 2002/015527/30

	MATLA POWER STATION SCOPE OF WORK	Document Identifier 14593	Rev 6
		Effective Date March 2023	
		Review Date March 2026	

	<ul style="list-style-type: none"> The contractor is requested to install a pilot drain in pre-determined areas by both Contractor and Employer. The Pilot test will consist of the installation of 12 drains. After monitoring of the pilot test drains for a period of a Month, the Employer will advise on continuing with the rest of the 48 Drains. Dispose of any waste materials from drain installations in a predetermined area (location to be advised by the Employer). <p>Drainage Pipe Details:</p> <p>The drainage system will comprise perforated 110mm diameter HDPE pipes with a factory installed geotextile filter surround. The pipes are to be inserted Horizontally into the ash dam to varying depths and at various elevations along the perimeter of the Ash Dam Complex.</p>			
--	--	--	--	--

Reference No MEA-06959	Reference Rev No:0	Date: 2024/09/03	Page 5 of 26
------------------------	--------------------	------------------	--------------

Controlled Disclosure

When downloaded from the document management system, this document is uncontrolled and the responsibility rests with the user to ensure it is in line with the authorized version on the system. No part of this document may be reproduced in any manner or form by third parties without the written consent of Eskom Holdings SOC Ltd, © copyright Eskom Holdings SOC Ltd, Reg No 2002/015527/30

	MATLA POWER STATION SCOPE OF WORK	Document Identifier 14593	Rev 6
		Effective Date March 2023	
		Review Date March 2026	

	<p>Each 110mm diameter perforated HDPE pipe will be inserted into the ash dam at a minimum slope of 3 degrees to enable gravity flow.</p> <p>Drainage pipes inserted at the toe of the facility discharge directly into the existing solution trench via a 110mm diameter unperforated HDPE outlet pipe. Drainage pipes inserted along the benches will discharge into a drainage collection system.</p> <p>Rodding eyes are provided to allow for cleaning of the drainage system when required. The rodding eyes comprise 110mm diameter Y-junctions located at the end of each drainage outlet pipe. A rodding eye is also provided at the end of each drainage collector pipe.</p>			
--	--	--	--	--

Reference No MEA-06959	Reference Rev No:0	Date: 2024/09/03	Page 6 of 26
------------------------	--------------------	------------------	--------------

Controlled Disclosure

When downloaded from the document management system, this document is uncontrolled and the responsibility rests with the user to ensure it is in line with the authorized version on the system. No part of this document may be reproduced in any manner or form by third parties without the written consent of Eskom Holdings SOC Ltd, © copyright Eskom Holdings SOC Ltd, Reg No 2002/015527/30

	MATLA POWER STATION SCOPE OF WORK	Document Identifier 14593	Rev 6
		Effective Date March 2023	
		Review Date March 2026	

	<p>Drainage Collection system:</p> <p>Drainage collection system is required to convey drain water from the ash dam benches to the existing solution trench located at the toe of the facility without recharging the phreatic surface.</p> <p>The drainage collector system comprises a 160mm diameter perforated HDPE collector pipe which collects drain water discharging from each drain located on the ash dam bench. Downpipes convey the drain water from the collector pipes to the existing solution trench.</p> <p>Drainage pipe geotextile:</p> <p>Each perforated pipe is to have a geotextile filter surround. Geotextiles are commonly used as a filter material due to the ease of installation and the effectiveness in providing filtration.</p>			
--	--	--	--	--

Reference No MEA-06959	Reference Rev No:0	Date: 2024/09/03	Page 7 of 26
------------------------	--------------------	------------------	--------------

Controlled Disclosure

When downloaded from the document management system, this document is uncontrolled and the responsibility rests with the user to ensure it is in line with the authorized version on the system. No part of this document may be reproduced in any manner or form by third parties without the written consent of Eskom Holdings SOC Ltd, © copyright Eskom Holdings SOC Ltd, Reg No 2002/015527/30

	MATLA POWER STATION SCOPE OF WORK	Document Identifier 14593	Rev 6
		Effective Date March 2023	
		Review Date March 2026	

	<p>The geotextile filter allows for water to flow into the drainage pipes whilst preventing the ash material from being eroded. Selection of an appropriate geotextile requires careful analysis to ensure that the geotextile is compatible with the surrounding material.</p> <p>A suitable geotextile filter was selected based on the criteria specified in the Drainable Pavement Systems – Demonstration 87 (FHWA, 1992). Geotextile filter design requires consideration of the geotextile’s:</p> <ul style="list-style-type: none"> • Soil-retention characteristics • Permeability • Susceptibility to clogging • Durability <p>The particle size distribution of the ash material was obtained from the Step-in and Go Higher Geotechnical Investigation and Stability</p>			
--	--	--	--	--

Reference No MEA-06959	Reference Rev No:0	Date: 2024/09/03	Page 8 of 26
------------------------	--------------------	------------------	--------------

Controlled Disclosure

When downloaded from the document management system, this document is uncontrolled and the responsibility rests with the user to ensure it is in line with the authorized version on the system. No part of this document may be reproduced in any manner or form by third parties without the written consent of Eskom Holdings SOC Ltd, © copyright Eskom Holdings SOC Ltd, Reg No 2002/015527/30

	MATLA POWER STATION SCOPE OF WORK	Document Identifier 14593	Rev 6
		Effective Date March 2023	
		Review Date March 2026	

<p>Assessment (REPORT NO. MG23/195/rev.03) submitted by MUKONA Geotechnics in July 2024.</p> <p>The ash material particle size distribution was used to select a suitable geotextile filter which adheres to the requirements indicated in the Drainable Pavement Systems – Demonstration 87 (FHWA, 1992).</p> <p>A4 Bidim or similar approved geotextile filter adheres to the soil retention, permeability, clogging and durability criteria indicted in the Drainable Pavement Systems –Demonstration 87 (FHWA, 1992).</p> <p>Proposed Methodology for Installations:</p> <ul style="list-style-type: none"> • Horizontal Directional hole drilling into the ash dam to the required length. • Insert a temporary casing into the hole as drilling progresses to prevent the hole from collapsing. 	
---	--

Reference No MEA-06959	Reference Rev No:0	Date: 2024/09/03	Page 9 of 26
------------------------	--------------------	------------------	--------------

Controlled Disclosure

When downloaded from the document management system, this document is uncontrolled and the responsibility rests with the user to ensure it is in line with the authorized version on the system. No part of this document may be reproduced in any manner or form by third parties without the written consent of Eskom Holdings SOC Ltd, © copyright Eskom Holdings SOC Ltd, Reg No 2002/015527/30

	MATLA POWER STATION SCOPE OF WORK	Document Identifier 14593	Rev 6
		Effective Date March 2023	
		Review Date March 2026	

	<ul style="list-style-type: none"> • Withdraw the drill head. • Insert the drainage pipe with a factory installed geotextile filter surround. • Withdraw the casing. • Plug the drainage pipe outlet end. • Install the drainage collection system to collect the water discharging from the drainage pipe. <p>Test Pilot:</p> <p>Pilot testing is recommended to determine the practicality and efficacy of the drainage system, and to determine the best way to install the drains.</p> <p>The pilot testing will confirm the overall cost to install the drainage system as well as the technical ability to install the proposed drainage system.</p>			
--	--	--	--	--

Reference No MEA-06959	Reference Rev No:0	Date: 2024/09/03	Page 10 of 26
------------------------	--------------------	------------------	---------------

Controlled Disclosure

When downloaded from the document management system, this document is uncontrolled and the responsibility rests with the user to ensure it is in line with the authorized version on the system. No part of this document may be reproduced in any manner or form by third parties without the written consent of Eskom Holdings SOC Ltd, © copyright Eskom Holdings SOC Ltd, Reg No 2002/015527/30

	MATLA POWER STATION SCOPE OF WORK	Document Identifier 14593	Rev 6
		Effective Date March 2023	
		Review Date March 2026	

	<p>It is recommended that Twelve (12) of minimum 50m long pilot drains be installed at the toe, first bench (1563 mamsl) and pilot drains are to be installed between the toe of existing piezometer line 2 and line 10 at the required elevations. The new drains will be positioned 20m spacing. This will allow the operators to measure the phreatic surface near the newly installed drainage system and assess the effectiveness of the drainage system.</p> <p>Phased drainage system installation:</p> <p>If the test pilot set of drains is declared successful by both Contractor and Employer, the remaining of the total 48 drains must be phased to be installed.</p>				
--	---	--	--	--	--

Reference No MEA-06959	Reference Rev No:0	Date: 2024/09/03	Page 11 of 26
------------------------	--------------------	------------------	---------------

Controlled Disclosure

When downloaded from the document management system, this document is uncontrolled and the responsibility rests with the user to ensure it is in line with the authorized version on the system. No part of this document may be reproduced in any manner or form by third parties without the written consent of Eskom Holdings SOC Ltd, © copyright Eskom Holdings SOC Ltd, Reg No 2002/015527/30

	MATLA POWER STATION SCOPE OF WORK	Document Identifier 14593	Rev 6
		Effective Date March 2023	
		Review Date March 2026	

	<p>The installation of the proposed new drainage system should be completed in phases with the most critical areas given preference. This will allow better project economics and time-distributed expenditure.</p>			
1.2	<p>Scope Description for supplying and installing of vibrating wire Piezometers.</p> <p>The contractor is requested to supply and install new vibrating wire piezometers on along the perimeter of Matla Ash Dams. Refer to Appendix for specific locations.</p> <p>Proposed methodology for installations</p> <ul style="list-style-type: none"> Vibrating wire piezometers will give real-time data/information about phreatic levels, safety factor on the Ash Dam. 		Hold Points	Contractor

Reference No MEA-06959	Reference Rev No:0	Date: 2024/09/03	Page 12 of 26
------------------------	--------------------	------------------	---------------

Controlled Disclosure

When downloaded from the document management system, this document is uncontrolled and the responsibility rests with the user to ensure it is in line with the authorized version on the system. No part of this document may be reproduced in any manner or form by third parties without the written consent of Eskom Holdings SOC Ltd, © copyright Eskom Holdings SOC Ltd, Reg No 2002/015527/30

	MATLA POWER STATION SCOPE OF WORK	Document Identifier 14593	Rev 6
		Effective Date March 2023	
		Review Date March 2026	

	<ul style="list-style-type: none"> • Four (4) sets of Four (4) automated electronic piezometers installed in the Four (4) benches on Matla ash dam. These comprise vibrating wire piezometer tips that must be hydraulically pushed to the correct depths. • CPTu tests from Geotechnical and Stability analysis REPORT NO. MG23/195/rev.03 will be used to determine for each of the Four (4) sections, the optimal depths to install the piezometer tips. • The electronic piezometers solution must comprise of a data logger, wireless gateway/router, configuration, application software, network management software, data management software and hardware (portable/mobile workstation). The system should be web based. • There will be a need for electrical power supply for these piezometers, the contractor shall, together with Eskom electrical system engineer, identify the nearest power supply point for this application and implement the necessary modifications required to power these piezometers together with all associated components (cabling, protection, etc). 			
--	--	--	--	--

Reference No MEA-06959	Reference Rev No:0	Date: 2024/09/03	Page 13 of 26
------------------------	--------------------	------------------	---------------

Controlled Disclosure

When downloaded from the document management system, this document is uncontrolled and the responsibility rests with the user to ensure it is in line with the authorized version on the system. No part of this document may be reproduced in any manner or form by third parties without the written consent of Eskom Holdings SOC Ltd, © copyright Eskom Holdings SOC Ltd, Reg No 2002/015527/30

	MATLA POWER STATION SCOPE OF WORK	Document Identifier 14593	Rev 6
		Effective Date March 2023	
		Review Date March 2026	

	<ul style="list-style-type: none"> All schematic diagrams, cable schedules, cable block diagrams, and single lines are to be submitted. The data logger must have an "open field" range of ten (10) kilometers over which a radio signal can be transmitted. Refer to Appendix for specific locations 			
1.4	RESPONSIBILITY FOR DESIGN <ul style="list-style-type: none"> The Contractor is responsible for the design of all temporary works required for the execution of the works. All designs, design reports and Construction drawings prepared by the Contractor are to be signed off by an ECSA Professionally registered Technologist or Engineer who takes full professional accountability for the designs. The Contractor is mandated in terms of Construction Regulations 2014: Duties of Designer, 6(1) a - j and 6(2) a – d, to fulfil the duties described therein for the detailed and temporary works designs done by the Contractor. 			

Reference No MEA-06959	Reference Rev No:0	Date: 2024/09/03	Page 14 of 26
------------------------	--------------------	------------------	---------------

Controlled Disclosure

When downloaded from the document management system, this document is uncontrolled and the responsibility rests with the user to ensure it is in line with the authorized version on the system. No part of this document may be reproduced in any manner or form by third parties without the written consent of Eskom Holdings SOC Ltd, © copyright Eskom Holdings SOC Ltd, Reg No 2002/015527/30

	MATLA POWER STATION SCOPE OF WORK	Document Identifier 14593	Rev 6
		Effective Date March 2023	
		Review Date March 2026	

	<ul style="list-style-type: none"> Any risk associated with the Contractor's design is highlighted to the Employer together with mitigation measures. The Contractor is responsible for construction monitoring at the level required to certify that the works have been constructed in accordance with the Contractor's design. 			
1.3	Safety Requirements <ul style="list-style-type: none"> Area to be securely barricaded with solid Barricading. Risk Assessment will be conducted prior to work being carried out and all hazards to be communicated to the employees working on the task Employees will wear the required PPE at all times as indicated on safety signage. No work will commence if the respective Supervisor is not present at all times. All incidents will be reported to the Eskom Supervisor, Construction Health and Safety Agent, Eskom SHE Manager / Officer, regardless of the seriousness. 	Occupational Health and Safety Act 85 of 1993 and all applicable Regulations		

Reference No MEA-06959	Reference Rev No:0	Date: 2024/09/03	Page 15 of 26
------------------------	--------------------	------------------	---------------

Controlled Disclosure

When downloaded from the document management system, this document is uncontrolled and the responsibility rests with the user to ensure it is in line with the authorized version on the system. No part of this document may be reproduced in any manner or form by third parties without the written consent of Eskom Holdings SOC Ltd, © copyright Eskom Holdings SOC Ltd, Reg No 2002/015527/30


	MATLA POWER STATION SCOPE OF WORK	Document Identifier 14593	Rev 6
		Effective Date March 2023	
		Review Date March 2026	

	Quality Requirements <ul style="list-style-type: none"> The Contractor shall make sure that relevant QCP is approved by both Quality department and engineer before commencing of the works. Work to be done according to scope of work, approved drawings and SANS standards. Reinforcing steel to comply with SABS 920 or 4449 and 4461, Bending to be in accordance with SABS 82. Mix designs will be sent to the client for approval before any concrete works may commence. 	ISO 9001:2015 Quality Management Systems Requirements		
	Environmental Requirements <ul style="list-style-type: none"> The employee, contractor/ subcontractor will take all reasonable measures to minimise their impact on the environment. Immediate notification will be sent through to Eskom if an environmental incident occurs. 	ISO 14001:2015 Environmental Management System		

Reference No MEA-06959	Reference Rev No:0	Date: 2024/09/03	Page 16 of 26
------------------------	--------------------	------------------	---------------

Controlled Disclosure

When downloaded from the document management system, this document is uncontrolled and the responsibility rests with the user to ensure it is in line with the authorized version on the system. No part of this document may be reproduced in any manner or form by third parties without the written consent of Eskom Holdings SOC Ltd, © copyright Eskom Holdings SOC Ltd, Reg No 2002/015527/30

	MATLA POWER STATION SCOPE OF WORK	Document Identifier 14593	Rev 6
		Effective Date March 2023	
		Review Date March 2026	

	<ul style="list-style-type: none"> • Equipment using diesel or petrol needs to be placed inside drip trays or have drip trays placed underneath them. • Identify and list waste streams and manage waste according to the waste streams. 				
--	--	--	--	--	--

Reference No MEA-06959	Reference Rev No:0	Date: 2024/09/03	Page 17 of 26
------------------------	--------------------	------------------	---------------

Controlled Disclosure

When downloaded from the document management system, this document is uncontrolled and the responsibility rests with the user to ensure it is in line with the authorized version on the system. No part of this document may be reproduced in any manner or form by third parties without the written consent of Eskom Holdings SOC Ltd, © copyright Eskom Holdings SOC Ltd, Reg No 2002/015527/30

	MATLA POWER STATION SCOPE OF WORK	Document Identifier 14593	Rev 6
		Effective Date March 2023	
		Review Date March 2026	

RE-COMMISSION

	SCOPE OF WORK DESCRIPTION / ACTIVITY	PROCEDURE, SPECIFICATION, ENG. REQUIREMENTS / DOCUMENTATION	HOLD POINTS, WITNESS, REPORTS	RESPONSIBLE PARTY
1.1	<ul style="list-style-type: none"> Re-commission all circuits which were placed out of service for maintenance purposes. 	All workers shall need to have signed out and the responsible permit holder shall satisfy himself that there are no people still working on the line prior to energization as per PSR (36-681).	OPS & EMD to witness	OPS
1.2	<ul style="list-style-type: none"> Equipment used for earthing and isolation. 	PTM shall ensure that all relevant equipment used for earthing and isolating is removed as per PSR (36-681) requirements and accounted for prior to energization of the line.	OPS and EMD to ensure all permits are cleared and the plant is in service.	OPS & EMD

Reference No MEA-06959	Reference Rev No:0	Date: 2024/09/03	Page 19 of 26
------------------------	--------------------	------------------	---------------

Controlled Disclosure

When downloaded from the document management system, this document is uncontrolled and the responsibility rests with the user to ensure it is in line with the authorized version on the system. No part of this document may be reproduced in any manner or form by third parties without the written consent of Eskom Holdings SOC Ltd, © copyright Eskom Holdings SOC Ltd, Reg No 2002/015527/30

	MATLA POWER STATION SCOPE OF WORK	Document Identifier 14593	Rev 6
		Effective Date March 2023	
		Review Date March 2026	

BILL OF MATERIAL

	Full description of Material/Spares/Equipment	Specifications of Material/Spares/Equipment	Stock No	Part Number	Required Quantity
1					
2					
3					
4					

Reference No MEA-06959	Reference Rev No:0	Date: 2024/09/03	Page 20 of 26
------------------------	--------------------	------------------	---------------

Controlled Disclosure

When downloaded from the document management system, this document is uncontrolled and the responsibility rests with the user to ensure it is in line with the authorized version on the system. No part of this document may be reproduced in any manner or form by third parties without the written consent of Eskom Holdings SOC Ltd, © copyright Eskom Holdings SOC Ltd, Reg No 2002/015527/30

	MATLA POWER STATION SCOPE OF WORK	Document Identifier 14593	Rev 6
		Effective Date March 2023	
		Review Date March 2026	

SCOPE COMPILATION REFERENCES				
SOURCE & Ref No.	Yes	No	N/A	Comments
Previous outage service reports				
Return to service data packages				
Maintenance Strategy with Rev number				
SAP defects (attach list as appendix)				
GHRMS (STEP) reports (Generation Heat Rate Management System)				
Online Condition Monitoring				
Pre-outage performance test results				
Post outage performance test results				
GPSS/ Plant Performance data on UCLF incurred				
OMS / IIRMS recommendations (Audits Reports)				
Risk controls (IRM system)				
Previous audits and reviews (e.g. ERAP)				
Engineering Change Requests (Projects)				
LOPP strategy reports				

Reference No MEA-06959	Reference Rev No:0	Date: 2024/09/03	Page 21 of 26
------------------------	--------------------	------------------	---------------

Controlled Disclosure

When downloaded from the document management system, this document is uncontrolled and the responsibility rests with the user to ensure it is in line with the authorized version on the system. No part of this document may be reproduced in any manner or form by third parties without the written consent of Eskom Holdings SOC Ltd, © copyright Eskom Holdings SOC Ltd, Reg No 2002/015527/30

	MATLA POWER STATION SCOPE OF WORK	Document Identifier 14593	Rev 6
		Effective Date March 2023	
		Review Date March 2026	

URS				
Philosophy (Outage)				
Condition Monitoring Report				
VA/PHD Viewer trends				
Corrective Actions				
CARAB reports				
Statutory Requirements				
Grid code requirements				
Waivers and Exemptions				
Calibration requirements				
Previous Outage SOW variations				
Post Mortems Actions from previous outages				
Pre-Outage plant walks				
Risk based inspection (RBI) report				
Simulation, TOIs, OON, SI				

Reference No MEA-06959	Reference Rev No:0	Date: 2024/09/03	Page 22 of 26
------------------------	--------------------	------------------	---------------

Controlled Disclosure

When downloaded from the document management system, this document is uncontrolled and the responsibility rests with the user to ensure it is in line with the authorized version on the system. No part of this document may be reproduced in any manner or form by third parties without the written consent of Eskom Holdings SOC Ltd, © copyright Eskom Holdings SOC Ltd, Reg No 2002/015527/30

	MATLA POWER STATION SCOPE OF WORK	Document Identifier	14593	Rev	6
		Effective Date	March 2023		
		Review Date	March 2026		

COMMENTS

Reference No MEA-06959	Reference Rev No:0	Date: 2024/09/03	Page 23 of 26
------------------------	--------------------	------------------	---------------

Controlled Disclosure

When downloaded from the document management system, this document is uncontrolled and the responsibility rests with the user to ensure it is in line with the authorized version on the system. No part of this document may be reproduced in any manner or form by third parties without the written consent of Eskom Holdings SOC Ltd, © copyright Eskom Holdings SOC Ltd, Reg No 2002/015527/30

	MATLA POWER STATION SCOPE OF WORK	Document Identifier 14593	Rev 6
		Effective Date March 2023	
		Review Date March 2026	

ATTACHMENTS: DRAWINGS, SKETCHES, DIAGRAMS, INSTRUCTIONS, etc

1 Figure 1: Piezometer Lines



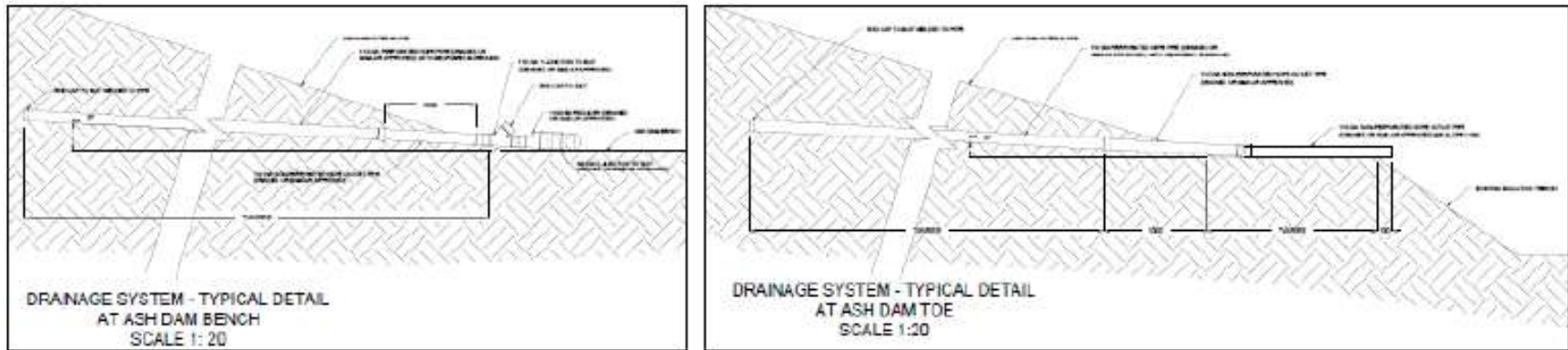
Reference No MEA-06959	Reference Rev No:0	Date: 2024/09/03	Page 24 of 26
------------------------	--------------------	------------------	---------------

Controlled Disclosure

When downloaded from the document management system, this document is uncontrolled and the responsibility rests with the user to ensure it is in line with the authorized version on the system. No part of this document may be reproduced in any manner or form by third parties without the written consent of Eskom Holdings SOC Ltd, © copyright Eskom Holdings SOC Ltd, Reg No 2002/015527/30

	MATLA POWER STATION SCOPE OF WORK	Document Identifier 14593	Rev 6
		Effective Date March 2023	
		Review Date March 2026	

2 Figure 2: Drainage system at the toe and bench



Reference No MEA-06959

Reference Rev No:0

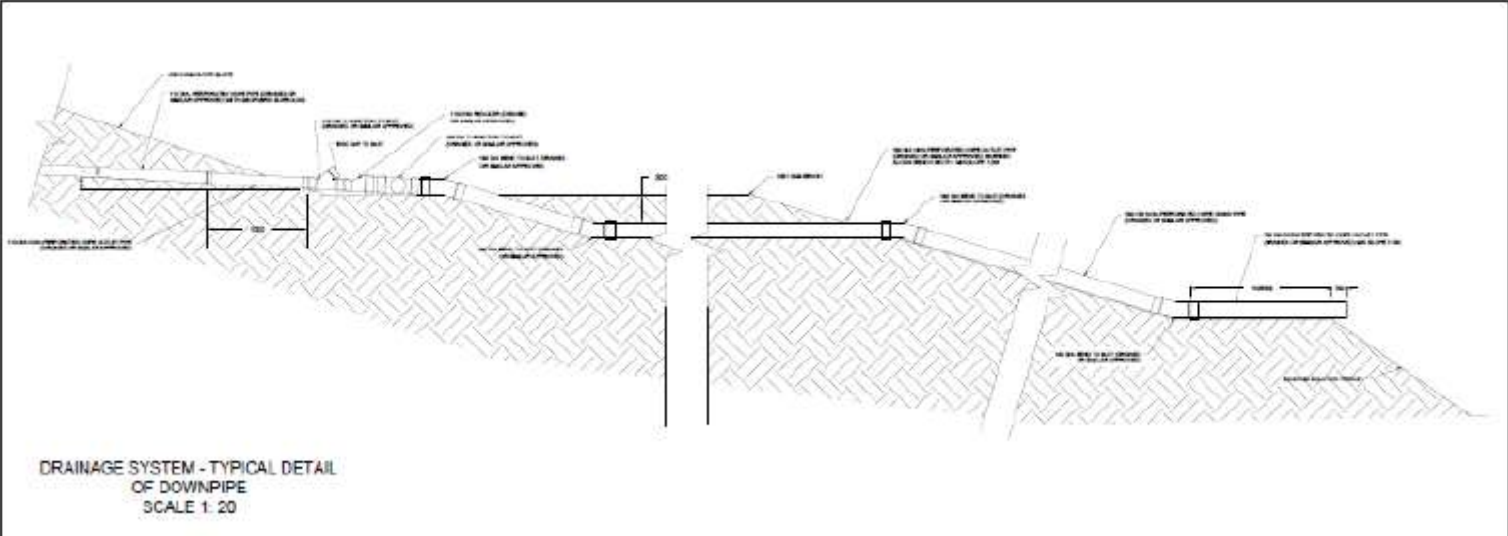
Date: 2024/09/03

Page 25 of 26

Controlled Disclosure

When downloaded from the document management system, this document is uncontrolled and the responsibility rests with the user to ensure it is in line with the authorized version on the system. No part of this document may be reproduced in any manner or form by third parties without the written consent of Eskom Holdings SOC Ltd, © copyright Eskom Holdings SOC Ltd, Reg No 2002/015527/30

	MATLA POWER STATION SCOPE OF WORK	Document Identifier 14593	Rev 6
		Effective Date March 2023	
		Review Date March 2026	

3	Figure 3: Drainage system at the Bench and downpipe  <p style="text-align: center;">DRAINAGE SYSTEM - TYPICAL DETAIL OF DOWNPIPE SCALE 1: 20</p>
4	
5	
6	
7	

Reference No MEA-06959	Reference Rev No:0	Date: 2024/09/03	Page 26 of 26
------------------------	--------------------	------------------	---------------

Controlled Disclosure

When downloaded from the document management system, this document is uncontrolled and the responsibility rests with the user to ensure it is in line with the authorized version on the system. No part of this document may be reproduced in any manner or form by third parties without the written consent of Eskom Holdings SOC Ltd, © copyright Eskom Holdings SOC Ltd, Reg No 2002/015527/30