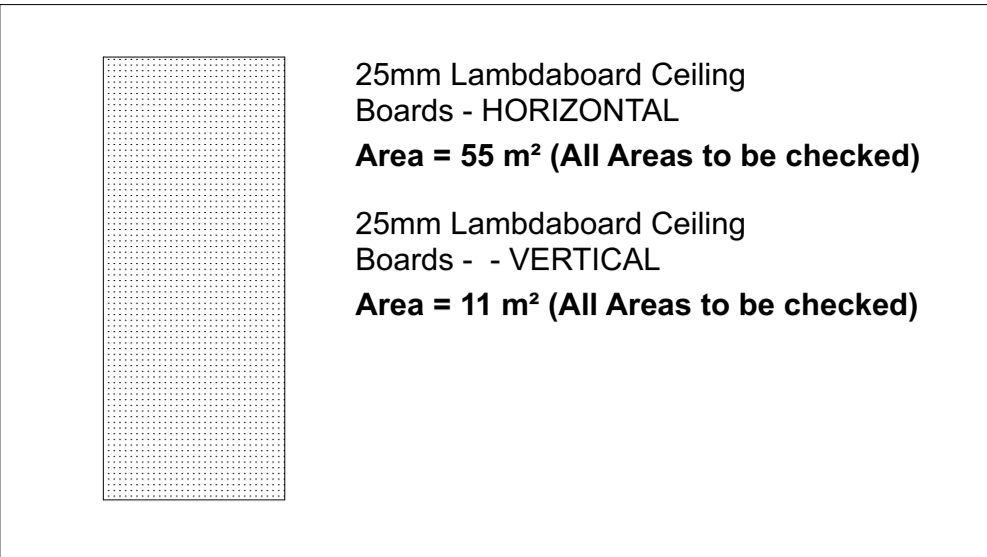


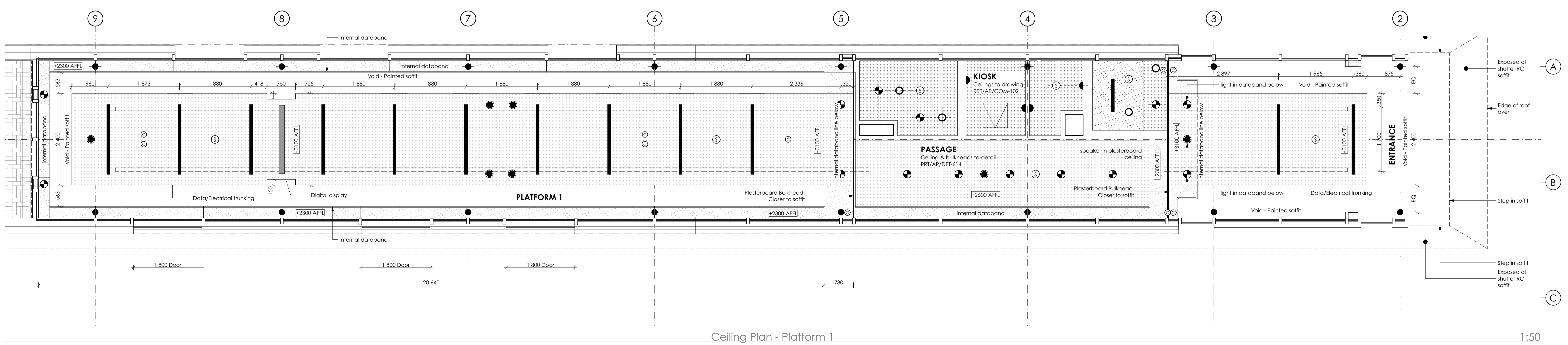
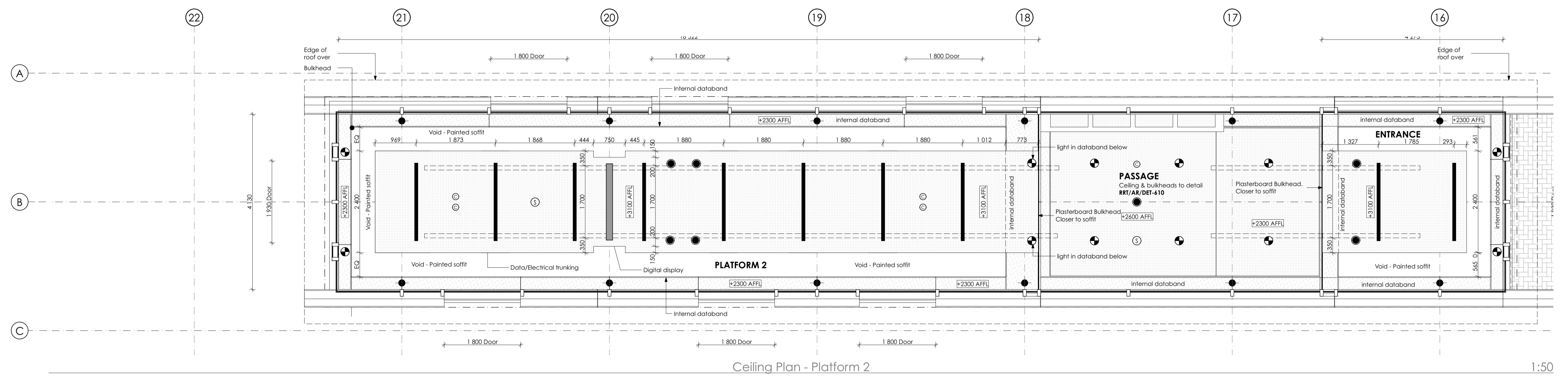
**Ceiling Specification**

**LAMBDABOARD**  
25mm, tapered edge and joints Lafarge gypsum flush-plastered plasterboard ceiling supported on Lafarge steel bracing in accordance with manufacturer's specifications. Joints to be taped and jointed with Lafarge Jointing Compound and complete surface to be plastered in Lafarge Skimlife to manufacturer's specification. Materials fixing and fastening must conform to the "SABISA" General Installation Guidelines for Ceilings



**NOTES:**  
All fire and light fittings to electrical engineers spec  
All Speakers, information boards & cameras to IT consultants spec

LEGEND	
	Smoke detector
	CCTV camera
	Speaker
	Diffuser
	Digital information board
	Downlight
	Ceiling mounted bulkhead light
	Wall mounted bulkhead light
	Strip light



FOR CONSTRUCTION

REV	DESCRIPTION	DATE	REV BY	CHKD
CO	For Construction	2019-01-30	ZC	ZC
TDO	Tender Drawing for information	2018-04-19	ZC	ZC

**GENERAL NOTES**  
COPYRIGHT OVER ALL DESIGNS AND DRAWINGS SHALL REMAIN THE PROPERTY OF ARG DESIGN AND ANY PROVIDER TO THE CONTRARY IN TERMS OF THE COPYRIGHT ACT No. 63 OF 1994 IS HEREBY SPECIFICALLY EXCLUDED.  
ALL RELEVANT DETAILS, LEVELS AND DIMENSIONS ARE TO BE CHECKED ON SITE PRIOR TO COMMENCEMENT OF WORK AND DISCREPANCIES ARE TO BE BROUGHT TO THE ATTENTION OF THE ARCHITECT IMMEDIATELY.  
THE ARCHITECT ACCEPTS NO RESPONSIBILITY FOR ERRORS RESULTING FROM MISINTERPRETATION OF THE DRAWINGS.  
ALL WORK TO BE CARRIED OUT STRICTLY IN ACCORDANCE WITH NATIONAL BUILDING REGULATIONS (SANS AND LOCAL AUTHORITY REGULATIONS).  
ALL DIMENSIONS ARE GIVEN IN MILLIMETERS.  
DO NOT SCALE THIS DRAWING.

**ARCHITECT**

**arg design**  
architecture | city planning | urban design

info@argdesign.co.za  
www.argdesign.co.za  
+27 21 488 2000  
garden street, 461 1st floor east, observatory, cape town, 7800  
P.O. Box 10308, roosebos, 7700

**HOLM-JORDAAN**  
ARCHITECTS

6 Goshen Road, 278 Brackenford Street, Newlands, Cape Town, South Africa  
+27 21 460 3000  
info@holm-jordan.co.za

DESIGNED: **MS**  
DRAWN: **ZC**  
CHECKED: **ZC**

INITIALS: **MS**  
SIGNED: *[Signature]*

APPROVED BY CLIENT:  
PROJ. PRINCIPAL: *[Signature]*  
PROJ. PRINCIPAL: (PRINT NAME)  
(SIGNATURE)  
DATE: (DDMMYYYY)

**PROJECT**  
RUSTENBURG RAPID TRANSPORT

**RUSTENBURG RAPID TRANSPORT**  
TAKING TRANSPORT FURTHER

**CLIENT**  
RUSTENBURG LOCAL MUNICIPALITY

**Rustenburg Local Municipality**

**STATION TYPE**  
B

**PROJECT TITLE**  
CONSTRUCTION OF RUSTENBURG RAPID TRANSPORT (RRT) STATION SUPER STRUCTURES ZONE A - CORRIDOR A: "NORTH-EAST (BOITEKONG) ROUTE"

**DRAWING DESCRIPTION**  
CEILING LAYOUT. Type B Station

**PHASE**  
C

AS BUILT DRAWINGS (Full signature)	SCALE: 1:50	SHEET: 0368	SIZE: A1 (841x594)
CLIENT: _____ DATE: _____	CONTRACT No.: RLM/DRT/0124/2017/18	PROJECT No.: 0368	REV: _____
ENGINEER: _____ DATE: _____	DRAWING No.: RRT/AR/NE/408		