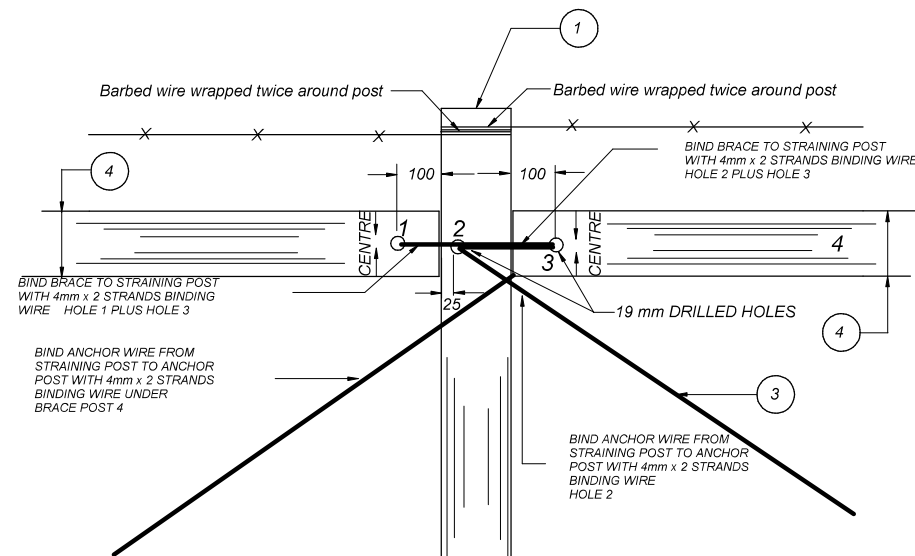
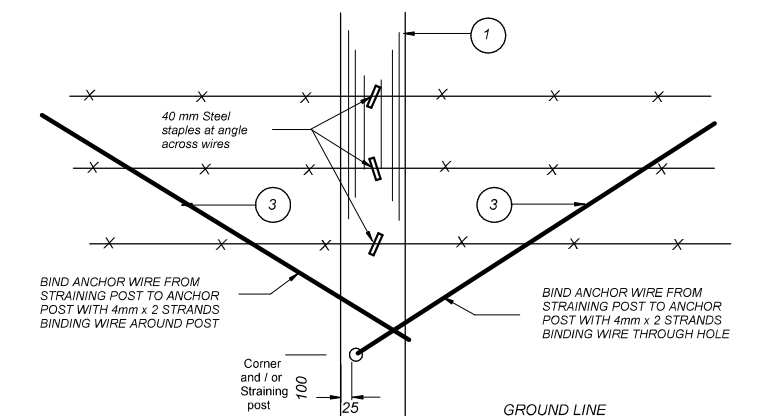


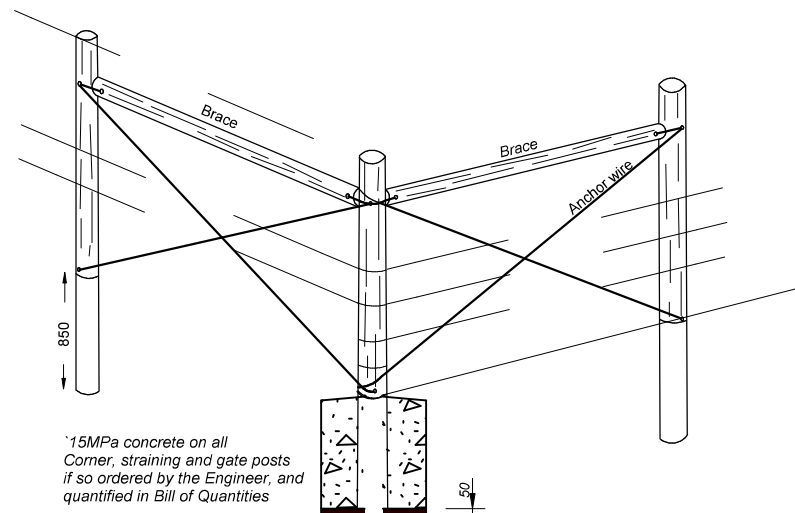
DETAIL A



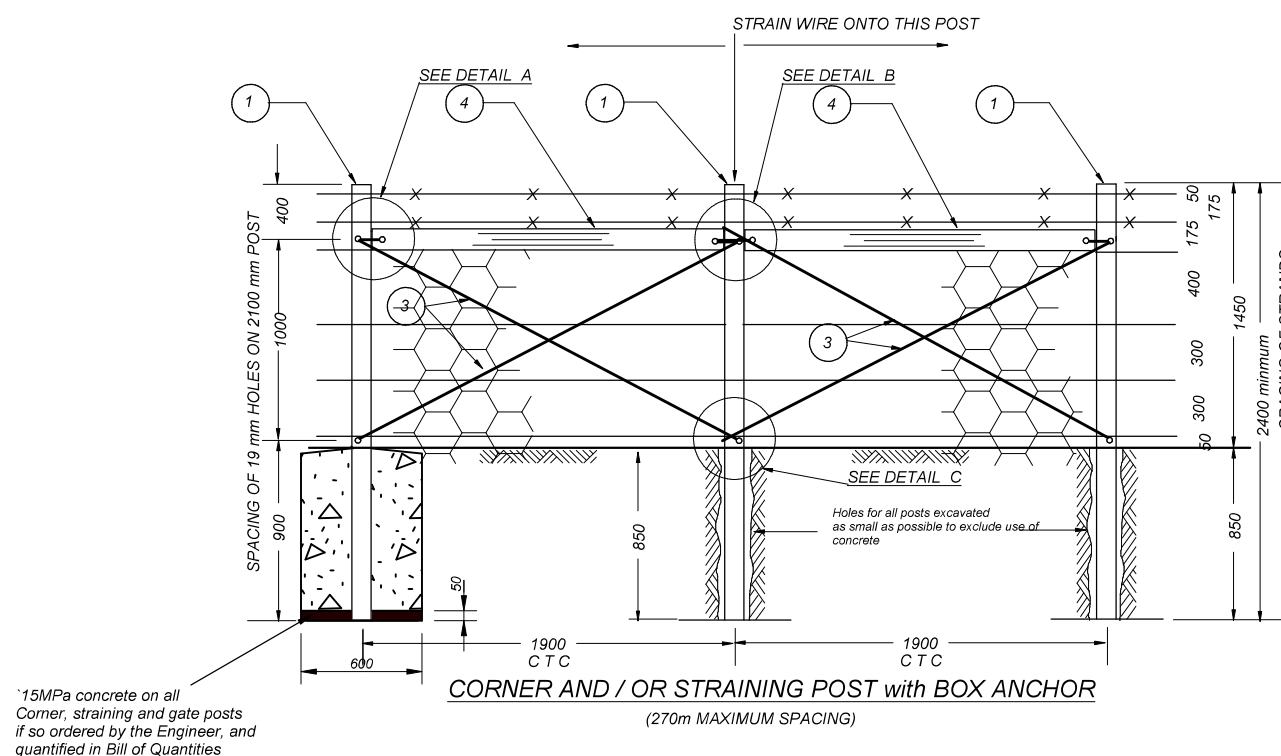
DETAIL B



DETAIL C



CORNER WITH BOX ANCHOR



CORNER AND / OR STRAINING POST with BOX ANCHOR

(270m MAXIMUM SPACING)

LEGEND

1

125 - 150mm TOP DIAMETER x 2400 mm TREATED TIMBER POST
CORNER, STRAINING AND ANCHOR POSTS

3

4mm x 4 STRANDS TWISTED SOFT GALVANISED BINDING WIRE

4

100 - 125mm TOP DIAMETER x 1800 mm TREATED TIMBER POST
BRACES IN BOX ANCHORS

NOTES:

1. 40 mm STAPLES REQUIRED FOR CORNER POSTS
and STRAINING POSTS

2. THIS DRAWING TO BE READ IN CONJUNCTION
WITH THE PROJECT PARTICULAR SPECIFICATIONS
FOR FENCES

NGL NATURAL GROUND LEVEL

NO.	SPECIAL NOTES:	S KONDLO (CHIEF ENGINEER)	DEPARTMENT OF RURAL DEVELOPMENT AND AGRARIAN REFORM PROVINCE OF THE EASTERN CAPE	SCALE	INDEX NO.
				NTS	SCMM-03/19/01
		OCTOBER 2024 (DATE APPROVED)	ENGINEERING SERVICES PRIVATE BAG X015 DOHNE ADI STUTTERHEIM 4930	1,4m HIGH - VERMIN PROOF FENCE	PLAN NO. SHEET 1 OF 5
				A3 ORIGINAL	