


MPUMALANGA PROVINCIAL GOVERNMENT



DEPARTMENT OF HEALTH

BID NUMBER: HEAL/274/23/MP

**SUPPLY AND DELIVERY OF NURSES UNIFORM
TO HEALTH INSTITUTION AND FACILITIES
FOR THE PERIOD OF THREE (03) YEARS IN
MPUMALANGA PROVINCE**

ISSUED BY:

Department of Health
Private Bag X11285
Mbombela
1200

NAME OF BIDDER:
TOTAL BID PRICE (all inclusive) :.....
(Also in words):
.....

PART A INVITATION TO BID

YOU ARE HEREBY INVITED TO BID FOR REQUIREMENTS OF THE DEPARTMENT OF HEALTH					
BID NUMBER:	HEAL/274/23/MP	CLOSING DATE:	14 SEPTEMBER 2023	CLOSING TIME:	12H00
DESCRIPTION	SUPPLY AND DELIVERY OF NURSES UNIFORM TO HEALTH INSTITUTION AND FACILITIES FOR THE PERIOD OF THREE (03) YEARS IN MPUMALANGA PROVINCE				
BID RESPONSE DOCUMENTS MAY BE DEPOSITED IN THE BID BOX SITUATED AT (STREET ADDRESS)					
MBOMBELA , Riverside Government Complex, Building No 9, Government Boulevard, Mbombela, 1200, PIET RETIEF , No. 11 Measroch Street, Piet Retief Office, KWAMHLANGA , KwaMhlanga Government Complex, Department of Finance, Building No. 12, Computer Centre EVANDER , 10 Cornell Road (previously occupied by Evander Home Affairs Offices), Evander, 2280, BUSHBUCKRIDGE , Bushbuckridge Advice Centre, Department of Finance, Protea building (old Telkom building), MIDDELBURG , Department of Public Works, Cnr. Lillian Ngoyi and Dr Beyers Naudé Streets – Old TPA Building, Upper ground floor, Office numbers A20, 21 and 25, MALELANE , 24 Air Street, Malelane, ELUKWATINI , Elukwatini Sub Regional offices, Office numbers A49 and A50 (opposite Elukwatini Community Hall) Stand number 12 Extension A, Elukwatini.					
BIDDING PROCEDURE ENQUIRIES MAY BE DIRECTED TO			TECHNICAL ENQUIRIES MAY BE DIRECTED TO:		
CONTACT PERSON	Ms. N.R Khoza		CONTACT PERSON	Mr. P H Mazibuko	
TELEPHONE NUMBER	013 766 3366		TELEPHONE NUMBER	013 766 3405	
FACSIMILE NUMBER			FACSIMILE NUMBER		
E-MAIL ADDRESS	Nomsak@mpuhealth.gov.za		E-MAIL ADDRESS	Patmaz@mpuhealth.gov.za	
SUPPLIER INFORMATION					
NAME OF BIDDER					
POSTAL ADDRESS					
STREET ADDRESS					
TELEPHONE NUMBER	CODE		NUMBER		
CELLPHONE NUMBER					
FACSIMILE NUMBER	CODE		NUMBER		
E-MAIL ADDRESS					
VAT REGISTRATION NUMBER					
SUPPLIER COMPLIANCE STATUS	TAX COMPLIANCE SYSTEM PIN:		OR	CENTRAL SUPPLIER DATABASE No:	MAAA
ARE YOU THE ACCREDITED REPRESENTATIVE IN SOUTH AFRICA FOR THE GOODS /SERVICES OFFERED?	<input type="checkbox"/> Yes <input type="checkbox"/> No [IF YES ENCLOSE PROOF]		ARE YOU A FOREIGN BASED SUPPLIER FOR THE GOODS /SERVICES OFFERED?	<input type="checkbox"/> Yes <input type="checkbox"/> No [IF YES, ANSWER THE QUESTIONNAIRE BELOW]	
QUESTIONNAIRE TO BIDDING FOREIGN SUPPLIERS					
IS THE ENTITY A RESIDENT OF THE REPUBLIC OF SOUTH AFRICA (RSA)?				<input type="checkbox"/> YES <input type="checkbox"/> NO	
DOES THE ENTITY HAVE A BRANCH IN THE RSA?				<input type="checkbox"/> YES <input type="checkbox"/> NO	
DOES THE ENTITY HAVE A PERMANENT ESTABLISHMENT IN THE RSA?				<input type="checkbox"/> YES <input type="checkbox"/> NO	
DOES THE ENTITY HAVE ANY SOURCE OF INCOME IN THE RSA?				<input type="checkbox"/> YES <input type="checkbox"/> NO	
IS THE ENTITY LIABLE IN THE RSA FOR ANY FORM OF TAXATION?				<input type="checkbox"/> YES <input type="checkbox"/> NO	
IF THE ANSWER IS "NO" TO ALL OF THE ABOVE, THEN IT IS NOT A REQUIREMENT TO REGISTER FOR A TAX COMPLIANCE STATUS SYSTEM PIN CODE FROM THE SOUTH AFRICAN REVENUE SERVICE (SARS) AND IF NOT REGISTER AS PER 2.3 BELOW.					

PART B

TERMS AND CONDITIONS FOR BIDDING

1. BID SUBMISSION:
1.1. BIDS MUST BE DELIVERED BY THE STIPULATED TIME TO THE CORRECT ADDRESS. LATE BIDS WILL NOT BE ACCEPTED FOR CONSIDERATION.
1.2. ALL BIDS MUST BE SUBMITTED ON THE OFFICIAL FORMS PROVIDED (NOT TO BE RE-TYPED) OR IN THE MANNER PRESCRIBED IN THE BID DOCUMENT.
1.3. THIS BID IS SUBJECT TO THE PREFERENTIAL PROCUREMENT POLICY FRAMEWORK ACT, 2000 AND THE PREFERENTIAL PROCUREMENT REGULATIONS, THE GENERAL CONDITIONS OF CONTRACT (GCC) AND, IF APPLICABLE, ANY OTHER SPECIAL CONDITIONS OF CONTRACT.
1.4. THE SUCCESSFUL BIDDER WILL BE REQUIRED TO FILL IN AND SIGN A WRITTEN CONTRACT FORM (SBD7).
2. TAX COMPLIANCE REQUIREMENTS
2.1 BIDDERS MUST ENSURE COMPLIANCE WITH THEIR TAX OBLIGATIONS.
2.2 BIDDERS ARE REQUIRED TO SUBMIT THEIR UNIQUE PERSONAL IDENTIFICATION NUMBER (PIN) ISSUED BY SARS TO ENABLE THE ORGAN OF STATE TO VERIFY THE TAXPAYER'S PROFILE AND TAX STATUS.
2.3 APPLICATION FOR TAX COMPLIANCE STATUS (TCS) PIN MAY BE MADE VIA E-FILING THROUGH THE SARS WEBSITE WWW.SARS.GOV.ZA .
2.4 BIDDERS MAY ALSO SUBMIT A PRINTED TCS CERTIFICATE TOGETHER WITH THE BID.
2.5 IN BIDS WHERE CONSORTIA / JOINT VENTURES / SUB-CONTRACTORS ARE INVOLVED; EACH PARTY MUST SUBMIT A SEPARATE TCS CERTIFICATE / PIN / CSD NUMBER.
2.6 WHERE NO TCS PIN IS AVAILABLE BUT THE BIDDER IS REGISTERED ON THE CENTRAL SUPPLIER DATABASE (CSD), A CSD NUMBER MUST BE PROVIDED.
2.7 NO BIDS WILL BE CONSIDERED FROM PERSONS IN THE SERVICE OF THE STATE, COMPANIES WITH DIRECTORS WHO ARE PERSONS IN THE SERVICE OF THE STATE, OR CLOSE CORPORATIONS WITH MEMBERS PERSONS IN THE SERVICE OF THE STATE."

NB: FAILURE TO PROVIDE / OR COMPLY WITH ANY OF THE ABOVE PARTICULARS MAY RENDER THE BID INVALID.

SIGNATURE OF BIDDER:

CAPACITY UNDER WHICH THIS BID IS SIGNED:

(Proof of authority must be submitted e.g. company resolution)

DATE:

MPUMALANGA DEPARTMENT OF HEALTH



**APPOINTMENT OF SERVICE PROVIDER (S) FOR THE
SUPPLY AND DELIVERY OF NURSES UNIFORMS TO
HEALTH INSTITUTIONS AND FACILITIES IN
MPUMALANGA PROVINCE FOR A PERIOD OF THREE
(03) YEARS**

SECTION A- GENERAL SPECIFICATIONS / INFORMATION

1. PURPOSE

The Mpumalanga Department of Health intends to appoint service provider (s) that will supply and deliver Nurses uniforms at institutions and facilities in the Mpumalanga Department of Health for a period of three (03) years.

2. SCOPE OF WORK

The Department has three (3) districts that will on time to time basis require Hospital and PHC uniform to ensure that Department employees have right resources to deliver on the mandate of the Department. The appointed service provider/s will be required to supply and deliver the required uniform to Hospitals and PHCs within six (6) weeks to the destination to be indicated as per the order. All uniform supplied to the Department should be according to the description specified on the pricing schedule and according to the quality and quantity requirements as mentioned on the special conditions of this bid. Prospective bidder/s must bid on **ALL ITEMS** on the item list, as the tender could be awarded as a whole to one bidder or more than one bidder.

3. TERM OF CONTRACT

This contract has the tenure of **three (3)** years, subject to acceptable performance levels and the Service Level Agreement.

4. PRICING

Bid prices are to include delivery cost to the relevant offices and/or any other nominated destination. The prices of items must include all delivery costs such as packing, off-loading and material handling. All prices must be inclusive of VAT and fixed for the period of the bid.

5. ESTIMATES/QUANTITIES

- 5.1** No quantities shall be reflected in the bid and no guarantee shall be given or implied as to the actual quantity, which shall be ordered. This shall be determined solely by the requirement of the requisitioning officers.

6. EVALUATION METHODOLOGY

GENERAL

The evaluation shall be conducted by the Bid Evaluation Committee as follows:

Administrative requirements – Phase 1

- I. Functionality – Phase 2 and
- II. Evaluation in terms 90/10 preferential point system – Phase 3

6.1 EVALUATION PHASES

6.1.1 PHASE 1 – ADMINISTRATIVE REQUIREMENTS

NO	COMPULSORY RETURNABLE DOCUMENTS	ATTACHED YES / NO
1	SBD 1 - Invitation to bid.	
2	SBD 4 – Bidders Disclosure.	
3	SBD 6.1 - Preference points claim form in terms of the Preferential Procurement Regulations 2022. Failure on the part of a tenderer to submit proof or documentation required in terms of this tender to claim points for specific goals with the tender, will be interpreted to mean that preference points for specific goals are not claimed.	
4	A Letter of Good Standing, issued by the Compensation Fund in terms of the Compensation for Occupational Injuries and Diseases Act, 1993 must be attached. The certificate must be valid by closing date of the bid. The letter of intention to issue a letter of good standing by the Compensation Commissioner is not acceptable and if attached will lead to automatic disqualification. The date on the certified copy must not be older than one (1) month as at the closing date of the bid.	
5	Letter of approval by Executing Authority to do business if the entity has member / members who is / are a Government employees.	
6	If the bidder is a joint venture / consortium / partnership, a certified copy of such an agreement and a resolution by each party to such joint venture / consortium / partnership authorizing its participation in the bid.	
7	Familiarize yourself and Initial every page of the General Condition of Contract.	
8	Bidder must quote on all items	

BIDDERS MUST SCAN A FULLY COMPLETED BID DOCUMENT AND SAVE IT ON THE DISC OR MEMORY STICK. THIS MUST BE SUBMITTED TOGETHER WITH THE BID DOCUMENT

NB: SERVICE PROVIDERS WHO FAIL TO ATTACH ONE OF THE COMPULSORY REQUIREMENTS LISTED ABOVE WILL LEAD TO THE DISQUALIFICATION OF THE BID. SUPPORTING DOCUMENTS

NO	SUPPORTING RETURNABLE DOCUMENTS	ATTACHED YES/ NO
1.	Detailed Central Supplier Database (CSD) report (not older than 7 days from the date of submitting the bid document)	
2.	The medical certificate from the registered medical officer (for persons living with a disability), where disability points are claimed	
3.	The bidder must be in position to demonstrate experience by attaching proof of service rendered not older than ten (10) years before this tender. Such experience should be accompanied by a confirmation letter from the relevant institution thereof. Bidder (s) who fails to attach the confirmation, his/her experience in the form of appointment letter (s), purchase order (s) or contract (s) will not be considered when allocating points for functionality.	
4.	Management and implementation (Business Plan) detailing full particulars with regards to infrastructure, distribution and administration of operations offered for the efficient management of the contract.	
5.	Detailed company profile with traceable experience (Proof of similar work done by the organization should be attached Letter of award or purchase order)	
6.	Proof of availability of appropriate vehicles. Certified copies of vehicle registration certificates should be attached. If the vehicles do not belong to the company or one of its directors, a letter of intent to enter into a vehicle-leasing contract should be attached. Certified copies of vehicle registration certificates of the vehicles to be leased must be attached. The date on the certified copies must not be older than one (01) month by closing date of the bid.	

PHASE 2: FUNCTIONALITY

CRITERIA FOR FUNCTIONALITY	MAXIMUM POINTS
CAPACITY TO DELIVER THE GOODS (TRANSPORTATION)	
<ul style="list-style-type: none"> • No transportation = 0 • Up to 4 Light Delivery Vehicles = 12 • More than 4 Light Delivery Vehicles = 25 <p>Proof of availability of appropriate vehicles to enable delivery of uniforms. Certified copies of vehicle registration certificates should be attached. If the vehicles do not belong to the company or one of its directors, a letter of intent to enter a vehicle leasing contract should be attached, Certified copies of vehicle registration certificates of the vehicles to be leased must be attached</p>	25
CONTRIBUTION TOWARDS JOB CREATION IN THE MPUMALANGA PROVINCE BY PROCURING FROM LOCAL CLOTHING MANUFACTURING COMPANIES AND / OR LOCAL CLOTHING CO-OPERATIVES.	
<p>Agreement / letter of intent with local clothing manufacturing companies and / or local clothing co-operatives. The letter of intent must be signed and stamped by all parties including the commissioner of oath.</p> <ul style="list-style-type: none"> • Attach agreements with local clothing manufacturing companies and / or local clothing co-operatives in the Mpumalanga Province = 25 points • Agreements with clothing manufacturing companies and / or clothing co-operatives outside the Mpumalanga Province = 10 points 	25
WAREHOUSE AND OFFICE	
<p>In the absence of a warehouse facility, the bidder must have an original letter of intent from the owner of a warehouse showing availability of warehouse facilities in an event that he/she is awarded the bid.</p> <p>Points will be allocated as follows: Lease agreement or ownership of office and warehouse</p> <ul style="list-style-type: none"> • Own office and own warehouse = 20 points • Own office and leased warehouse = 15 points • Leased office and own warehouse = 10 points • Leased office and leased warehouse = 5 points 	20

CRITERIA FOR FUNCTIONALITY	MAXIMUM POINTS
COMPANY EXPERIENCE IN UNIFORM AND PROTECTIVE CLOTHING SERVICES	
<ul style="list-style-type: none"> No experience = 0 points Below 2 years = 5 points Between 2 years and 3 years = 10 points Between 3 years and 4 years = 15 points Between 4 years and 5 years = 20 points Between 5 years and 6 = 25 points Above 6 years = 30 points <p>Proof of relevant experience must be attached e.g. purchase orders, appointment letters, completion certificates or any other relevant proof</p>	30
TOTAL	100

NB: The Department reserves the right to verify the information provided above.

The assessment of functionality shall be done in terms of the above-mentioned evaluation criteria and all bidders who scored the **minimum threshold of 70 points** will advance to Phase 3 of the bidding process. Bids/proposals that do not score the specified minimum points for functionality shall be disqualified and not be considered further.

6.1 PHASE 3 – EVALUATION IN TERMS OF THE 90/10 PREFERENCE POINT SYSTEMS

Only the qualifying bidders shall be evaluated further in terms of the 90/10 preference points system where **90 points will be used for price only and 10 points** specific goals. The lowest acceptable bid/proposal shall obtain the maximum percentage allocated for price. The other bid/proposals with higher prices shall proportionately obtain lower percentages.

The final points to choose the preferred bidder shall be calculated as follows:

$$P_s = 90 \left[1 - \frac{P_t - P_{\min}}{P_{\min}} \right]$$

Where:

P_s = Points scored for comparative price of tender or offer under consideration

P_t = Comparative price of tender or offer under consideration and

P_{\min} = Comparative price of lowest acceptable tender or offer

NOTE: The preference claim forms are part of the standard bidding document

Point allocation for price and equity ownership:

	POINTS
PRICE	90
SPECIFIC GOALS	10
Total points for Price and SPECIFIC GOALS	100

A maximum of (10) points shall be awarded to a bidder/s in respect of the RDP goals:

In terms of Regulation 4(2) of the Preferential Procurement Regulations of 2022, preference points must be awarded for specific goals stated in the tender. The points scored for the specific goals must be added to the points scored for price and the total must be rounded off to the nearest two decimal places. Subject to regulation 4(4), the contract must be awarded to the tenderer who scores the highest total number of points.

Subject to sub-regulation 4(3) points must be awarded to a tenderer for attaining their RDP goals achieved in accordance with the table below:

The specific goals allocated points in terms of this tender	Number of points allocated (90/10 system) (To be completed by the organ of state)	Number of points claimed (90/10 system) (To be completed by the tenderer)
Locality (Mpumalanga)	03	
Woman	03	
Youth	02	
Persons living with disability	02	

7. **SECTION B: SPECIAL CONDITIONS**

- a. Preference will be given to South African Local manufactured products.
- b. Official orders will be placed during the course of the contract period, as and when required.
- c. Tender prices are to **INCLUDE DELIVERY COST TO THE RELEVANT OFFICES AND/OR ANY OTHER NOMINATED DESTINATION**. The delivery price of items must include all delivery costs such as packing, off-loading and material handling
- d. Value Added Tax (VAT) is to be **INCLUDED** in the tender price.
- e. Unless the goods bear the SABS mark of quality, successful tenders will be compelled to submit inspection certificates issued by the SABS with each consignment, before such goods could be accepted and invoices paid.
- f. Prices must be fixed for each of the three years based on the SLA (duration of the contract).
- g. **Delivery** after receipt of an official order shall be **strictly within 6 weeks**.
- h. The quality of the uniform shall be **guaranteed for a period of 12 months** against faulty material used in the manufacturing of it and/or as a result of workmanship, with fair wear and tear excluded.
- i. Payment will be effected only after receipt of a detailed invoice and a signed delivery note to the nominated destination.
- j. Prospective bidders must tender on **ALL ITEMS** on the Pricing schedule.
- k. The bidder/s shall indemnify the department herewith from any claim from a third party and all cost or legal expenses in regard to such a claim for loss or damage resulting to the death, injuries or ailment of any person, or the damage of property of the bidder(s) or any other person that may result from or be related to the execution of this contract.
- l. The Mpumalanga Department of Health reserves the right to appoint more than one service provider.
- m. The Mpumalanga Department of Health reserves the right to suspend / terminate the contract if the successful bidder/s does not comply with any stipulations contained in the contract.
- n. The Mpumalanga Department of Health reserves the right to request further information from the bidder/s anytime;
- o. The Mpumalanga Department of Health reserves the right to verify information and documentation of the bidder/s;

- p. The Mpumalanga Department of Health reserves the right to make sure that the bidder(s) have at their disposal the necessary infrastructure to execute the contract to the satisfaction of the Mpumalanga Department of Health prior to the awarding of the contract;
- q. The Mpumalanga Department of Health reserves the right to inspect the operation or any part thereof during the evaluation phase of the Bid;
- r. The Mpumalanga Department of Health reserves the right to invite short listed bidders to make presentations.
- s. The Mpumalanga Department of Health reserves the right to negotiate with the preferred bidder/s
- t. The Mpumalanga Department of Health reserves the right to use/or average the prices in case where are huge price differences from the bidders who will be responsive and functioning
- u. **The shortlisted bidders will be requested to submit the samples of all items bided for.**
- A sample must be submitted for **each item** for which a quotation is given. It is however not necessary to submit a sample for **each size** of a particular item.
 - All boxes containing samples must be sealed with tape and re-enforced with plastic binding or rope. The Bid number and the Name of the Bidder must be clearly marked on each side of the box. **Boxes that are not sealed will not be accepted. SAMPLES ARE NOT RETURNABLE.**
 - Each sample must be submitted in **a plastic bag with a label** on the **outside** of the plastic bag. A label must also be attached to the item **inside the plastic bag**. Both of the labels shall have the following information clearly visible:

Item No.
Item Description
Price
Bidder's Name

- It will be necessary for certain items to be marked clearly with the name of the institution. This is indicated on the individual specification.

NB: If the Province is unsure of or the deviation of the quality / standard of the article (item) presented or appears to be questionable, the Province should have the right to have it tested by the S.A.N.S. Should the S.A.N.S. find that a deviation exists, the cost would be for the supplier(s)' account and replacement of incorrect article with correct it
SUPPLY AND DELIVERY OF NURSES UNIFORMS

I/We fully understand and accept in full, the contents of the special conditions contained in this bid document and are authorized to sign and accept these conditions.

BIDDER SIGNATURE

DATE

Item Number	FEMALE MANAGER BLOUSE (SHORT SLEEVE) : WHITE
1	<p data-bbox="296 994 328 1899">Colour: PANTONE 11-0601 TCX Natural white. <u>Material:</u> School</p> <p data-bbox="355 1482 387 1899">Tex Colour Number Nol white</p> <p data-bbox="435 958 467 1899">Size XS to 5xl Larger sizes are to be made available upon request.</p> <p data-bbox="563 1057 595 1899">Style: Female blouse short sleeve with dummy turn up cuffs</p> <p data-bbox="691 230 842 1899">The top section of the garment must provide comfortable space over the upper chest section. Manufacturer should be cognizant of the accepted differences between front and back panels on a female shirt. Front panels are usually longer when measured from shoulder to hem and excess length absorbed in an under- arm dart running horizontal from side seam, approximately 30mm below the underarm / sleeve junction. The tops must be cut on a ladies' pattern.</p> <p data-bbox="938 208 1042 1899">Armhole cut-out to sleeve width over the shoulder head ratio should allow free range of motion without pulling across the upper arm. When the armhole is cut out with sufficient depth, anus are allowed to move freely without additional material strain across the upper arms and shoulder blades.</p> <p data-bbox="1137 230 1249 1899">The top should be flared slightly from approximate waistline to hem line. The total difference between waistline circumference and hem circumference should not exceed 100mm. The front and back panel should be cut with a slight curve (back more than front) to ensure a longer section is covering the buttocks.</p>

	Slits must be provided on both sides in the side seam of the top with a slit length no more than 60mm deep. The slit should have top stitching. This is to make provision for more space at the hips and to provide a feminine look to the garment.
	Cuff: cuff width 30mm and must be top stitched for extra strength — 5 mm from the top edge of dummy cuff.
	Pockets: One (1) patch breast pocket. The pocket must be square. The sizes of the chest pocket is 80-100mm wide & 120 mm long. The chest pocket must be placed in line with the under arm seam and centred over the middle shoulder top stitching on the left front panels.
	Collar: open glad neck collar. The collar must be reinforced with Vilene for strength and to ensure that it does not pucker
	Buttons: White. The top button must start just below the glad neck collar. The space between the buttons must not be more than 60 mm apart, thus there will be at least one extra button per shirt. Buttons should be placed on the left panel of the shirt. Button overlap must be a minimum of 35mm
	Logo The logo shall be the nursing lamp and "Department of Health" underneath. It shall be embroidered in gold within an 80x80mm block in the middle of the left breast pocket. Colour Bronze Gold #C9AE5D. (Rayon Thread 120/2 col No 0821 #32) Department of Health shall be in Arial font under the lamp from left to right in a straight line.

	<p>Seam type</p> <p>Independent safety with over locking - bite to be 10 mm</p> <p>Topstitching is plain stitch which is stitched a foot stitch from edge on the pocket flaps, collar, epaulettes, and hem</p> <p>Thread - ticket no 80</p> <p>All stress points of the garment must be bar tacked</p> <p>Shoulder loops for epaulettes</p> <p>2x40mm long 10 mm wide loops must be sown on the sleeve seam and the 2nd one 90mm from the sleeve seam. Loops should be sown 25mm on either side of the shoulder seam. The loop should be sown on the left and right shoulder seam. A white 4-hole button should be inserted onto the shoulder seam at 100mm from the loop. The button (White) should be 20mm in diameter. Minimum number of buttons as a s are should be 3.</p> <p>Pre-production sample required Size XL</p>
	<p>FEMALE MANAGER BLOUSE (LONG SLEEVE) : WHITE</p>
2	<p>Colour: PANTONE 11-0601 TCX Natural white <u>material:</u> School Tex Colour Number Nol white</p> <p>Size XS to 5xl Larger sizes are to be made available upon request.</p>
	<p>Style: Female blouse long sleeve with dummy turn up cuffs</p>

	<p>The top section of the garment must provide comfortable space over the upper chest section. Manufacturer should be cognizant of the accepted differences between front and back panels on a female shirt. Front panels are usually longer when measured from shoulder to hem and excess length absorbed in an under- arm dart running horizontal from side seam, approximately 30mm below the underarm / sleeve junction. The tops must be cut on a ladies' pattern.</p>
	<p>Armhole cut-out to sleeve width over the shoulder head ratio should allow free range of motion without pulling across the upper arm. When the armhole is cut out with sufficient depth, arms are allowed to move freely without additional material strain across the upper arms and shoulder blades.</p>
	<p>The top should be flared slightly from approximate waistline to hem line. The total difference between waistline circumference and hem circumference should not exceed 100mm. The front and back panel should be cut with a slight curve (back more than front) to ensure a longer section is covering the buttocks.</p>
	<p>Slits must be provided on both sides in the side seam of the top with a slit length no more than 60mm deep. The slit should have top stitching. This is to make provision for more space at the hips and to provide a feminine look to the garment.</p>
	<p>Cuff: barrel cuff width 60mm and must be top stitched for extra strength. The cuff must have 2 two-hole buttons each 40 mm apart 1st button at 15mm and second at 35mm. Final circumferential measure of cuff when closed (button-up) should measure a minimum of 220mm</p>
	<p>Collar: open glad neck collar.</p> <p>The collar must be reinforced with Vilene for strength and to ensure that it does not pucker</p>

	<p>Buttons: White. The top button must start just below the glad neck collar. The space between the buttons must not be more than 60 mm apart, thus there will be at least one extra button per shirt. Buttons should be placed on the left panel of the shirt. Button overlap must be a minimum of 35mm</p>
	<p>Logo The logo shall be the nursing lamp and "Department of Health" underneath. It shall be embroidered in gold within a 80x80mm block in the middle of the left breast pocket. Colour Bronze Gold #C9AE5D. (Rayon Thread 120/2 col No 0821#32) Department of Health shall be in Arial font under the lamp from left to right in a straight line.</p>
	<p>Seam type</p> <p>Independent safety with over locking - bite to be 10mm</p> <p>Topstitching is plain stitch which is stitched a foot stitch from edge on the pocket flaps, collar, epaulettes, and hem Thread - ticket no 80</p> <p>All stress points of the garment must be bar tacked</p>
	<p>Shoulder loops for epaulettes</p> <p>2x40mm long 10 mm wide loops must be sown on the sleeve seam and the 2'ld one 90mm from the sleeve seam. Loops should be sown 25mm on either side of the shoulder seam. The loop should be sown on the left and right shoulder seam. A white 4-hole button should be inserted onto the shoulder seam at 1001nm from the loop. The button (White) should be 20m1n in diameter. Minimum number of buttons plus a s are should be 3.</p>
	<p>Pre-production sample required.</p> <p>Size XL</p>

FEMALE CARDIGAN: MAROON

3

Colour: Hex : #3c0008 material: Wool (Cotton - Polyester) Maroon Size S - 5)<L Larger sizes to be made available when requested, as per orders

Style: flat wool woven, stretch, long sleeve, cardigan

The material or wool can be a cotton-polyester blend with long fibers which makes the jersey less prone to piling and static this blend offers durability and maintains the shape of the jersey for Longer.

Cuff: Ribbed cuff length 60mm both panels of the jersey

Sleeve: Plain Maroon with ribbed cuffs

Pockets: One inside pocket on each panel 160mm depth and 120mm wide, opening of pocket should have 10mm thin ribbing bar tacked on each end for extra strength.

Collar: Shawl neckline

Buttons: Maroon. The jersey can be closed by means of buttons. The first button must start immediately at the end of the shawl opening mid-chest. There must be a minimum of 5 front buttons (not for as in picture) 20mm diameter, 80mm apart. A two-four-hole button can be used.

The buttons must be the same shade as the jersey and must be made of melamine.

	<p>Buttons should be placed on the left as per standard for female clothing</p>
	<p>Logo</p> <p>The logo shall be the nursing lamp and "Department of Health" underneath. It shall be embroidered in gold within an 80x80cm block in the middle of the left breast pocket. Colour Bronze Gold #C9AE5D. (Rayon Thread 120/2 col No 0821 #32) Department of Health shall be in Arial font under the lamp from left to right in a straight line.</p>
	<p>Pre-production sample required XL</p>
4	<p>FEMALE A-LINE DRESS WITH ZIP : WHITE</p> <p>Colour: PANTONE 11-0601 TCX Natural white</p> <p>Tropical Mini-Matt Colour 1 White</p> <p>Size XS -5XL Larger sizes to be made available on request</p> <p>Style: Female A-line dress with zip</p> <p>The dress must be normal standard length corresponding with size.</p> <p>Closed end ykk zip at the front of the dress 400mm towards the waist. Zip should be the colour of the dress. The zip lining shall be the same as the dress fabric.</p> <p>Panels:</p> <ul style="list-style-type: none"> • Front 2panels on either side of the zip • Back 3 panels

	<p>Collar: open square glad neck collar. The collar must be reinforced with Vilene for strength and to ensure that it does not pucker</p> <p>Pockets: 1 patch pocket on left lapel of dress. The pocket should be 120mm long and 100mm wide. Should be in line with underarm seam and centred over the first and second dress panel. The top of the pocket should have a double seam of 30mm.</p> <p>2 patch pockets, 1 on either side of the dress on the left and right outer panel. The pocket should be in line with the bottom part of the zip. Pocket should be 120mm wide and 150mm deep/wide. The tops of the pockets should have a double seam of 30mm.</p> <p>Sleeves: short sleeve standard length with 30mm turn up (dummy cuff) double stitching</p> <p>Shoulder loops for epaulettes</p> <p>2x40mm long 10mm wide loops must be sown on the sleeve seam and the 2nd one 90mm from the sleeve seam. Loops should be sown 25mm on either side of the shoulder seam. The loop should be sown on the left and right shoulder seam. A white 4-hole button should be inserted onto the shoulder seam at 100mm from the loop. The button should be 20mm in diameter. Minimum number of buttons plus a spare should be 3. Button must be the same colour as the garment.</p> <p>Seam type: independent safety with over locking - bite to be 10mm Twin needle topstitching is plain stitch which is stitched a foot stitch from the edge on the pocket, collar, and hems. The hem of the dress should be 20mm. Thread - ticket no 80</p> <p>There must be a minimum of 5 stitches per 10 mm</p>
--	--

	<p>Logo The logo shall be the nursing lamp and "Department of Health" underneath. It shall be embroidered in gold within an 80x80mm block in the middle of the left breast pocket. Colour Bronze Gold #C9AE5D. (Rayon Thread 120/2 col No 0821 #32) Department of Health shall be in Arial font under the lam from left to right in a straight line.</p> <p>I stress points of the garment must be bar tacked</p> <p>Finishing and pressing — all loose threads shall be removed.</p> <p>Dress seams must be pressed completely and properly with the side and back seams, pressed open.</p> <p>Pre-production sample required size Size: XL</p>
	FEMALE TUNIC STYLE PLEATED DRESS : WHITE
5	<p>Colour: PANTONE 11-0601 TCX Natural white mate-Hal: Tropical Mini-Matt Colour 1 White</p> <p>Size XS -5XL Larger sizes to be made available on request</p> <p>Style: Female tunic style pleated dress</p> <p>The dress must be normal standard length corresponding to the size</p> <p>Closed end ykk zip at the back of the dress 400mm towards the waist. Zip should be the colour of the dress. The zip lining shall be the same as the dress fabric.</p>

	<p>The dress shall 10 side pleats on both sides of hem. 5 pleats on the front panel and 5 pleats on the back panel. Pleats must be 20mm wide and 120mm long The dress shall have front and back darts standard for the dress size</p>
	<p>Collar: open square fronted neckline.</p>
	<p>Pockets:</p> <ol style="list-style-type: none"> 1 Patch pocket on left lapel of dress. The pocket should be 120mm long and 100mm wide. Should be in line with underarm seam. The top of the pocket should have a double seam of 30mm. 2 Patch pockets, 1 on either side of the dress. The pocket should be +/- 20mm below the waist. Pocket should be 120mm wide and 150mm deep/wide. The tops of the pockets should have a double seam of 30mm. <p>Sleeves: short sleeve standard length with 30mm turn up (dummy cuff) double stitching</p>
	<p>Shoulder loops for epaulettes</p> <p>2x40mm long 10 mm wide loops must be sown on the sleeve seam and the 2nd one 90mm from the sleeve seam. Loops should be sown 25mm on either side of the shoulder seam. The loop should be sown on the left and right shoulder seam. A white 4-hole button should be inserted onto the shoulder seam at 100mm from the loop. The button should be 20mm in diameter. Minimum number of buttons plus a spare should be 3. Button must be the same colour as the garment.</p>
	<p>Seam type: independent safety with over locking - bite to be 10mm Twin needle topstitching is plain stitch which is stitched a foot stitch from the edge on the pocket, collar, and hems. The hem of the dress should be 20mm. Thread - ticket no 80 ere must be a minimum of 5 stitches per 10 mm</p>
	<p>Logo</p> <p>The logo shall be the nursing lamp and "Department of Health" underneath. It shall be embroidered in gold within an 80x80mm block in the middle of the left breast pocket.</p>

	<p>Colour Bronze Gold #C9AE5D. (Rayon Thread 120/2 col No 0821 #32) Department 0 Health shall be in Arial font under the lamp from left to right in a straight line.</p>
	All stress points of the garment must be bar tacked
	<p>Finishing and pressing — all loose threads shall be removed.</p> <p>dress seams must be pressed completely and properly with the side and back seams, dressed</p>
	Pre-production sample required Size:XL
	FEMALE STRAIGHT CUT TUNIC STYLE DRESS WITH SQUARE NECKLINE: WHITE
6	<p>Colour: PANTONE 11-0601 TCX Natural white Material: Tropical Mini-Matt Colour I White</p> <p>Size XS -5XL Larger sizes to be made available on request</p>
	Style: Female straight cut tunic style dress with square neckline
	<p>The dress must be normal standard length corresponding to the size.</p> <p>Closed end ykk zip at the back of the dress 400mm towards the waist. Zip should be the colour of the dress. The zip lining shall be the same as the dress fabric.</p> <p>The dress shall have front and back darts standard to the dress size</p>

	<p>The dress must be cut on a ladies' pattern as per the demographic area of the country</p>
	<p>Collar: open square neckline.</p>
	<p>Pockets: 1 patch pocket on left lapel of dress. The pocket should be 120mm long and 100mm wide. Should be in line with underarm seam The top of the pocket should have a double seam of 30mm.</p> <p>3 patch pockets, 1 on either side of the dress on the left or right. The pocket should be start 20mm below the waist. Pocket should be 120mm wide and 150mm deep/wide. The tops of the pockets should have a double seam of 30mm.</p>
	<p>Sleeves: short sleeve standard length with 30mm turn up (dummy cuff) double stitching</p>
	<p>Shoulder loops for epaulettes</p> <p>2x40mm long 10 mm wide loops must be sown on the sleeve seam and the 2nd one 90mm from the sleeve seam. Loops should be sown 25mm on either side of the shoulder seam. The loop should be sown on the left and right shoulder seam. A white 4-hole button should be inserted onto the shoulder seam at 100mm from the loop. The button should be 20mm in diameter. Minimum number of buttons plus a spare should be 3. Button must be the same colour as the garment.</p>
	<p>Seam type: independent safety with over locking - bite to be 10mm Twin needle topstitching is plain stitch which is stitched a foot stitch from the edge on the pocket, collar, and hems.</p> <p>The hem of the dress should be 20mm.</p>

	<p>Thread - ticket no 80</p> <p>There must be a minimum of 5 stitches per 10 mm</p>
	<p>Logo</p> <p>The logo shall be the nursing lamp and "Department of Health" underneath. It shall be embroidered in gold within an 80x80mm block in the middle of the left breast pocket.</p> <p>Colour Bronze Gold #C9AE5D. (Rayon Thread 120/2 col No 0821 #32) Department of Health shall be in Arial font under the lamp from left to right in a straight line.</p>
	<p>Finishing and pressing all loose threads shall be removed.</p> <p>Dress seams must be pressed completely and properly with the side and back seams, ressed open. All stress points of the garment must be bar tacked</p>
	<p>Pre-production sample required: Size: XL</p>
	<p>FEMALE STRAIGHT CUT LONG PANTS: MAROON.</p>
7	<p>Colour: Hex : #3C0008</p> <p>Mini-Matt Colour No 10</p> <p>Size S - 5XL Larger sizes to be</p>

	<p>Style: Female straight cut long pants: maroon</p> <p>Pants must be normal standard length for the size</p> <p>The waistband shall be constructed using the "closed method" and shall measure 50mm wide when finished. The waistband shall be on the front of the pants. The waistband must be top stitched 16mm below the waistband seam for added strength.</p> <p>The waistband at the back of the pants shall be elasticated. Brass closed end ykk zip.</p> <p>The fly shall be lined with the same fabric as the waistband curtain and pocketing.</p> <p>There waistband should be closed using a button Maroon.</p> <p>Pocket and waist band in same material as trousers.</p> <p>All waistband measurements should have 50mm allowance for alterations.</p> <p>Loops 6 x45mm long x 20 mm wide stitched down belt loops</p> <p>Pockets Two standard slant/side pockets.</p> <p>The slant/side pockets must be 200mm deep and have an 170mm opening</p> <p>All pockets must be bar tacked with a triangular bar tacking machine</p> <p>Seam type: independent safety with over locking - bite to be 10mm</p> <p>Twin needle topstitching at pocket and back and front rises Thread - ticket no 80</p>
--	---

	There must be a minimum of 5 stitches per 10 mm
	All stress points of the garment must be bar tacked
	Finishing and pressing — all loose threads shall be removed. Pants must be pressed completely and properly with the side seam, inseam, and seat seam pressed open. One melamine buttons at top of waist, the buttons must be the same colour as the garment.
	Pre-production sample required Size XL
	FEMALE STRAIGHT CUT LONG PANTS: WHITE
8	Colour PANTONE 11-0601 TCX Natural white material Tropical Mini-Matt Colour No 1 White Size S - 5XL Larger sizes to be made available when requested, as per orders
	Style: Female straight cut long pants
	Pants must be normal standard length for the size

	<p>The waistband shall be constructed using the "closed method" and shall measure 50mm wide when finished. The waistband shall be on the front of the pants. The waistband must be top stitched 16mm below the waistband seam for added strength.</p> <p>The waistband at the back of the pants shall be elasticated.</p> <p>All waistband measurements should have 50mm allowance for alterations.</p> <p>Brass closed end ykk zip.</p> <p>The fly shall be lined with the same fabric as the waistband curtain and pocketing. The waistband should be closed using a button (White).</p> <p>Loops 6 x45mm long x 20 mm wide stitched down belt loops</p> <p>Pockets Two standard slant/side pockets.</p> <p>Pocket and waist band in same material as trousers. All pockets must be bar tacked with a triangular bar tacking machine.</p> <p>The slant/side pockets must be 200mm de and have an 170mm o enin</p> <p>Seam type: independent safety with over locking - bite to be 10 mm</p> <p>Twin needle topstitching at pocket and back and front rises Thread - ticket no 80</p> <p>There must be a minimum of 5 stitches per 10 mm</p> <p>All stress points of the garment must be bar tacked</p>
--	--

	<p>Finishing and pressing — all loose threads shall be removed.</p> <p>Pants must be pressed completely and properly with the side seam, inseam, and seat seam pressed open.</p> <p>Double melamine buttons at top of waist, the buttons must be the same colour as the garment.</p>
	Pre-production sample required Size: XL
	FEMALE TAPERED CUT LONG PANTS: MAROON
9	<p>Colour: Hex : #3C0008 material:</p> <p>Mini-Matt Colour No 10 Maroon</p> <p>Size S - 5XL Larger sizes to be made</p>
	Style: Female tapered cut long pants: maroon
	Pants must be normal standard length for the size
	<p>The waistband shall be constructed using the "closed method" and shall measure 50mm wide when finished. The waistband shall be on the front of the pants. The waistband must be top stitched 16mm below the waistband seam for added strength.</p> <p>The waistband at the back of the pants shall be elasticated.</p> <p>All waistband measurements should have 50mm allowance for alterations.</p>

	<p>Brass closed end ykk zip fly The fly shall be lined with the same fabric as the waistband curtain and pocketing. The waistband should be closed with a button (Maroon).</p>
	<p>Loops 6 x45mm long x 20 mm wide stitched down belt loops</p>
	<p>Pockets: All pockets must be bar tacked with a triangular bar tacking machine. Pocket and waist band in same material as trousers. Two standard slant/side pockets. The slant/side pockets must be 200mm de and have an 170mm o enin</p>
	<p>Seam type: independent safety with over locking - bite to be 10mm Twin needle topstitching at pocket and back and front rises. Thread - ticket no 80 There must be a minimum of 5 stitches per 10 mm All stress points of the garment must be bar tacked</p>
	<p>Finishing and pressing — all loose threads shall be removed. Pants must be pressed completely and properly with the side seam, inseam, and seat seam pressed open. One melamine buttons at top of waist, the buttons must be the same colour as the garment.</p>
	<p>Pre-production sample required Size XL</p>

FEMALE TAPERED CUT LONG PANTS: WHITE

11	<p>Colour PANTONE 11-0601 TCX Natural white material:</p> <p>Tropical Mini-Matt Colour No 1 White</p> <p>Size S - 5XL Larger sizes to be made available when requested, as per orders</p> <p>Style: Female tapered cut long pants</p> <p>Pants must be normal standard length</p> <p>The waistband shall be constructed using the "closed method" and shall measure 50mm wide when finished. The waistband shall be on the front of the pants. The waistband must be top stitched 16mm below the waistband seam for added strength.</p> <p>The waistband at the back of the pants shall be elasticated. All waistband measurements should have 50mm allowance for alterations. Brass closed end ykk zip.</p> <p>The fly shall be lined with the same fabric as the waistband curtain and pocketing. The waistband should be closed using a button White.</p> <p>6 x45mm long x 20 mm wide stitched down belt loops</p>
----	--

	<p>Pockets: All pockets must be bar tacked with a triangular bar tacking machine.</p> <p>Pocket and waist band in same material as trousers. Two standard slant/side pockets.</p> <p>The slant/side pockets must be 200mm deep and have an 170mm opening</p> <p>Seam type: independent safety with over locking - bite to be 10mm Twin needle topstitching at pocket and back and front rises. Thread - ticket no 80</p> <p>There must be a minimum of 5 stitches per 10 mm</p> <p>All stress points of the garment must be bar tacked</p> <p>Finishing and pressing — all loose threads shall be removed.</p> <p>Pants must be pressed completely and properly with the side seam, inseam, and seat seam pressed open.</p> <p>One melamine buttons at top of waist, the buttons must be the same colour as the garment.</p> <p>Pre-production sample required. Size XL</p>
	FEMALE PENCIL SKIRT WITH ELASTIC: MAROON
12	<p>Colour: Hex : #3c0008 <u>material:</u></p> <p>Mini-Matt Colour No 10 Maroon</p> <p>Size S - 5XL Larger sizes to be made available when requested, as per orders</p>

	<p>Style: Female pencil skirt</p> <p>The skirt length must be standard for the size. (Please see size chaff provided)</p> <p>The hem size should be 20mm.</p> <p>The back panels should have a 100-150mm long overlapping slit</p> <p>The waistband shall be constructed using the "closed method" and shall measure 40mm wide when finished.</p> <p>The waistband shall have 3 loops at the back and 2 at the front. (May be standardized according to size of garment).</p> <p>The waistband must be top stitched 16mm below the waistband seam for added strength.</p> <p>The waistband at the back of the skirt shall be a sown-in elastic.</p> <p>Closed end secret ykk zip at the left side of the skirt. The length should be standardized and not longer than 200mm</p> <p>The zip lining shall be the same fabric as the skirt.</p> <p>There shall be a button at the top of the waist. The buttons must be the same colour as the garment. The buttons should be 15mm in diameter.</p> <p>All waistband measurements should have 50mm allowance for alterations</p> <p>Seam type: independent safety with overlocking - bite to be 10mm Twin needle topstitching at pocket and back and front rises Thread - ticket no 80</p> <p>There must be a minimum of 5 stitches per 10 mm</p> <p>Finishing and pressing all loose threads shall be removed.</p>
--	--

	<p>Skirts seams must be pressed completely and properly with the side and back seams, pressed open.</p> <p>All stress points of the garment must be bar tacked</p>
	Pre-production sample required Size: XL
	FEMALE PENCIL SKIRT: MAROON
13	<p>Colour: Hex : #3C0008 <u>material:</u></p> <p>Mini-Matt Colour No 10 Maroon</p> <p>Size S - 5XL Larger sizes to be made available when requested as per orders</p> <p>Style: Female pencil skirt</p> <p>The skirt must be normal length for the size</p> <p>The back panels should have a 100-150mm overlapping slit. The hem shall measure 20mm</p> <p>The waistband shall be constructed using the "closed method" and shall measure 40mm wide when finished. The loops shall be all around, 3 back and 2 front. The waistband must be top stitched 16mm below the waistband seam for added strength. All waistband measurements should have 65mm allowance for alterations. Closed end ykk zip at the left side of the skirt. The zip shall be the same colour as the garment.</p> <p>There must be a button (same colour as the garment) at the top of the zip on the waistband The button shall be 15mm diameter</p>

	<p>Seam type: independent safety with over locking - bite to be 10 mm Twin needle topstitching at pocket and back and front rises. Thread - ticket no 80</p> <p>There must be a minimum of 5 stitches per 10 mm</p>
	<p>Finishing and pressing — all loose threads shall be removed.</p> <p>Skirts seams must be pressed completely and properly with the side and back seams, pressed open.</p> <p>Double melamine buttons at top of waist, the buttons must be the same colour as the garment.</p> <p>All stress points of the garment must be bar tacked</p>
	Pre-production sample required. Size XL
	FEMALE A-LINE SKIRT (WITH WAISTBAND NO LOOPS) : MAROON
14	<p>Colour: Hex : #3C0008 <u>material</u>:</p> <p>Mini-Matt Colour No 10 Maroon</p> <p>Size S - 5XL Larger sizes to be made available when requested, as per orders</p> <p>Style: Female A-line skirt with elasticated back band</p>

	<p>The skirt must be normal length for the size The hem shall be 20mm</p>
	<p>The waistband shall be constructed using the "closed method" and shall measure 40mm wide when finished. The waistband shall be sown in elastic on the back band only. The waistband must be top stitched 16mm below the waistband seam for added strength. All waistband measurements should have 50mm allowance for alterations</p> <p>Closed end ykk zip in the left side of the skirt. There must be a button, 15mm diameter an the same colour as the garment, at the top end of the zip on the waistband</p>
	<p>Panels</p>
	<p>Seam type: independent safety with over locking - bite to be 10mm Twin needle topstitching at pocket and back and front rises. and - ticket no 80 here must be a minimum of 5 stitches per 10 mm</p>
	<p>Finishing and pressing — all loose threads shall be removed.</p> <p>Skirts seams must be pressed completely and properly with the side and back seams, pressed open. All stress points of the garment must be bar tacked</p>
	<p>Pre-production sample required. Size XL</p>

FEMALE STRAIGHT CUT SKIRT: MAROON

15	<p>Colour: Hex : #3C0008 <u>material:</u></p> <p>Mini-Matt Colour No 10 Maroon</p> <p>Size S - 5XL Larger sizes to be made available when requested, as per orders</p> <p>Style: Female straight cut skirt</p> <p>The skirt must be normal standard length for the size. The hem shall be 20mm</p> <p>The waistband shall be constructed using the "closed method" and shall measure 40mm wide when finished. The waistband must be top stitched 16mm below the waistband seam for added strength.</p> <p>Closed end ykk zip in the left side of the skirt. All waistband measurements should have 50mm allowance for alterations.</p> <p>There must be a button (Maroon) 15mm diameter and the same colour as the garment, at th to end of the zip on the waistband</p> <p>Seam type: independent safety with over locking - bite to be 10mm Twin needle topstitching at pocket and back and front rises</p> <p>Thread - ticket no 80</p> <p>There must be a minimum 5 stitches per 10 mm</p>
----	--

	<p>Finishing and pressing — all loose threads shall be removed.</p> <p>Skirts seams must be pressed completely and properly with the side and back seams, pressed open.</p> <p>One melamine buttons at top of waist, the buttons must be the same colour as the garment. All stress points of the ament must be bar tacked</p> <p>Pre-production sample required. Size XL</p>
	FEMALE: TAILORED DRESS JACKET SHORT (LONG SLEEVE): MAROON
16	<p>Colour: Hex : #3C0008 <u>material:</u></p> <p>Mini-Matt Colour No 10 Maroon</p> <p>Size S - 5XL Larger sizes to be made available when requested, as per orders</p> <p>Style: long sleeve</p> <p>Sleeve: the sleeve should taper into a mini-vent with 1, two-hole button at 20mm from the hem edge to allow for comfortable movement of the arms. Sleeve head: small to medium sized shoulder pad to be inserted</p> <p>The inside of the jacket should be lined. A back lining pleat should be sown in at the top of the lining where it joins the back facing to allow body movement and prevent tearing of the lining. To close up the jacket is to be buttoned at the centre front. At the break line the jacket should be buttoned (Maroon) using two 4-hole buttons. The buttons must be made of melamine and be the same colour as the garment. The buttons must not be more than 90mm apart. The number of buttons for the centre front must 2 plus 1 spare. Centre front buttons are to overlap by 35mm. The jacket front may have a dart sown in for shaping There must be a jacket side front. The back of the jacket should have a centre back seam from the neckline to the</p>

	<p>hem down the middle of the jacket. A back vent to allow for free movement must be placed at the bottom of the centre back seam. There must be a jacket side back and a jacket back</p> <p>The length of the jacket should be short according to normal jacket garment sizes.</p>
	<p>Pockets:</p> <p>The front pockets must have a flap at the top of the pocket and be horizontally positioned. The pocket size should be standard for the garment size.</p>
	<p>Collar: open neck notched collar. Back facing and front facing of collar should be of the same material. The collar must be reinforced with Vilene for strength and to ensure that it does not pucker.</p>
	<p>Independent safety with over locking - bite to be 10 mm</p> <p>Topstitching is plain stitch which is stitched a foot stitch from edge on the pocket flaps, collar, epaulettes, and hem Thread - ticket no 80</p> <p>All stress points of the garment must be bar tacked</p>
	<p>Shoulder loops for epaulettes</p> <p>2x40mm long 10mm wide loops must be sown on the sleeve seam and the 2nd one 90mm from the sleeve seam. Loops should be sown 25mm on either side of the shoulder seam. The loop should be sown on the left and right shoulder seam. A white 4-hole button should be inserted onto the shoulder seam at 100mm from the loop. The button should be 20mm in diameter. Number of buttons for the epaulettes plus a spare should be 3.</p>

	<p>Logo</p> <p>The logo shall be the nursing lamp and "Department of Health" underneath. It shall be embroidered in gold within an 80x80mm block in the middle of the left breast pocket. Colour Bronze Gold #C9AE5D. (Rayon Thread 120/2 col No 0821#32) Department of Health shall be in Arial font under the lamp from left to right in a straight line.</p> <p>Pre-production sample required</p>
	FEMALE: TAILORED DRESS JACKET SHORT (SHORT SLEEVE): MAROON
17	<p>Colour: Hex : #3C0008 <u>material:</u></p> <p>Mini-Matt Colour No 10 Maroon</p> <p>Size S - 5XL Larger sizes to be made available when requested, as per orders</p> <p>Style: short sleeve</p> <p>Sleeve: the sleeve should extend from the shoulder to 10mm above the elbow Sleeve head: small to medium sized shoulder pad to be inserted</p> <p>The inside of the jacket should be lined. A back lining pleat should be sown in at the top of the lining where it joins the back facing to allow body movement and prevent tearing of the lining. To close up the jacket is to be buttoned at the centre front. At the break line the jacket should be buttoned (Maroon) using two a-hole buttons. The buttons must be the same colour as the garment and be made of melamine. The buttons must not be more than 90mm apart. The number of buttons for the centre front must 2 plus 1 spare. Centre front buttons are to overlap by 35mm. The jacket front may have a dart sown in for shaping</p>

	<p>There must be a jacket side front. The back of the jacket should have a centre back seam from the neckline to the hem down the middle of the jacket. A back vent to allow for free movement must be placed at the bottom of the centre back seam. There must be a jacket side back and a jacket back</p> <p>The length of the jacket should be regular according to normal jacket garment sizes.</p>
	<p>Pockets: The front pockets must have a flap at the top of the pocket and be horizontally positioned. The pocket size should be standard for the garment size.</p>
	<p>Collar: open neck notched collar. Back facing and front facing of collar should be of the same material. The collar must be reinforced with Vilene for strength and to ensure that it does not pucker.</p>
	<p>Independent safety with over locking - bite to be 10mm. Topstitching is plain stitch which is stitched a foot stitch from edge on the pocket flaps, collar, epaulettes, and hem. Thread - ticket no 80. All stress points of the garment must be bar tacked</p>
	<p>Shoulder loops for epaulettes</p> <p>2x40mm long 10mm wide loops must be sown on the sleeve seam and the 2nd one 90mm from the sleeve seam. Loops should be sown 25mm on either side of the shoulder seam. The loop should be sown on the left and right shoulder seam. A white 4-hole button should be inserted onto the shoulder seam at 100mm from the loop. The button should be 20mm in diameter. Number of buttons for the epaulettes plus a spare should be 3.</p>
	<p>Logo</p> <p>The logo shall be the nursing lamp and "Department of Health" underneath. It shall be embroidered in gold within an 80x80mm block in the middle of the left breast pocket. Colour Bronze Gold #C9AE5D. (Rayon Thread 120/2 col No 0821#32) Department of Health shall be in Arial font under the lamp from left to right in a straight line.</p>
	<p>Pre-production sample required</p>

FEMALE: TAILORED DRESS JACKET REGULAR (LONG SLEEVE): MAROON

18	<p>Colour: Hex : #3c0008 <u>material</u>:</p> <p>Mini-Matt Colour No 10 Maroon</p> <p>Size S - 5XL Larger sizes to be made available when requested, as per orders</p> <p>Style: long sleeve</p> <p>Sleeve: The sleeve should taper into a mini-vent with 1, two-hole button at 20mm from the hem edge to allow for comfortable movement of the arms. Sleeve head: small to medium sized shoulder pad to be inserted</p> <p>Pockets:</p> <p>The front pockets must have a flap at the top of the pocket and be horizontally positioned. The pocket size should be standard for the garment size.</p> <p>Collar: open neck notched collar. Back facing and front facing of collar should be of the same material. The collar must be reinforced with Vilene for strength and to ensure that it does not pucker.</p> <p>Independent safety with over locking - bite to be 1()mm. Topstitching is plain stitch which is stitched a foot stitch from edge on the pocket flaps, collar, epaulettes, and hem. Thread - ticket no 80. All stress points of the garment must be bar tacked</p> <p>Shoulder loops for epaulettes</p> <p>2x40mm long 10mm wide loops must be sown on the sleeve seam and the 2nd one 90mm from the sleeve seam. Loops should be sown 25mm on either side of the shoulder seam. The loop should be sown on the left and right shoulder seam. A</p>
----	--

	<p>white 4-hole button should be inserted onto the shoulder seam at 100mm from the loop. The button should be 20mm in diameter. Number of buttons for the epaulettes plus a spare should be 3.</p>
	<p>Logo</p> <p>The logo shall be the nursing lamp and "Department of Health" underneath. It shall be embroidered in gold within an 80x80mm block in the middle of the left breast pocket. Colour Bronze Gold #C9AE5D. (Rayon Thread 120/2 col No 0821#32) Department of Health shall be in Arial font under the lamp from left to right in a straight line.</p>
	Pre-production sample required
	FEMALE: TAILORED DRESS JACKET REGULAR (SHORT SLEEVE): MAROON
19	<p>Colour: Hex : #3C0008 material:</p> <p>Mini-Matt Colour No 10 Maroon</p> <p>Size S - 5XL Larger sizes to be made available when requested, as per orders</p> <p>Style: short sleeve</p> <p>Sleeve: the sleeve should extend from the shoulder to 10mm above the elbow. Sleeve head: small to medium sized shoulder pad to be inserted</p> <p>The inside of the jacket should be lined. A back lining pleat should be sown in at the top of the lining where it joins the back facing to allow body movement and prevent tearing of the lining. To close up the jacket is to be buttoned at the centre front. At the break line the jacket should be buttoned (Maroon) using two 4-hole buttons. The buttons must be the same colour as the garment and be made of melamine. The buttons must not be more than 90mm apart. The number of buttons for the centre front must 2 plus 1 spare. Centre front buttons are to overlap by 35mm. The jacket front may have a dart sown in for shaping. There must be a jacket side front. The back of the jacket should have a centre back seam from the neckline to the hem down the middle of the jacket. A back vent to allow for free movement must be placed at the bottom of the centre back</p>

	<p>seam. There must be a jacket side back and a jacket back. The length of the jacket should be regular according to normal jacket garment sizes.</p>
	<p>Pockets:</p> <p>The front pockets must have a flap at the top of the pocket and be horizontally positioned. The pocket size should be standard for the garment size.</p>
	<p>Collar: open neck notched collar. Back facing and front facing of collar should be of the same material. The collar must be reinforced with Vilene for strength and to ensure that it does not tucker.</p>
	<p>Independent safety with over locking - bite to be 10mm. Topstitching is plain stitch which is stitched a foot stitch from edge on the pocket flaps, collar, epaulettes, and hem. Thread - ticket no 80. All stress points of the garment must be bar tacked</p>
	<p>Shoulder loops for epaulettes</p> <p>2x40mm long 10mm wide loops must be sown on the sleeve seam and the 2nd one 90mm from the sleeve seam. Loops should be sown 25mm on either side of the shoulder seam. The loop should be sown on the left and right shoulder seam. A white 4-hole button should be inserted onto the shoulder seam at 100mm from the loop. The button should be 20mm in diameter. Number of buttons for the epaulettes plus a spare should be 3.</p>
	<p>Logo</p> <p>The logo shall be the nursing lamp and "Department of Health" underneath. It shall be embroidered in gold within an 80x80mm block in the middle of the left breast pocket. Colour Bronze Gold #C9AE5D. (Rayon Thread 120/2 col No 0821#32) Department of Health shall be in Arial font under the lamp from left to right in a straight line.</p>
	<p>Pre-production sample required</p>

FEMALE TOPS SHORT SLEEVE: WHITE DESIGN 1.

20	<p>Colour: PANTONE 11-0601 TCX Natural white material:</p> <p>Tropical Mini-Matt Colour No 1 White</p> <p>Size XS to 5xl Larger sizes are to be made available upon request</p> <p>Style: short sleeve with dummy turn up cuffs</p> <p>The top section of the garment must provide comfortable space over the upper chest section.</p> <p>Armhole cut-out to sleeve width over the shoulder head ratio should allow free range of motion without pulling across the upper arm. When the armhole is cut out with sufficient depth, arms are allowed to move freely without additional material strain across the upper arms and shoulder blades</p> <p>The top should be flared slightly from approximate waistline to hem line. The total difference between waistline circumference and hem circumference should not exceed 100mm. The front and back panel should be cut with a slight curve (back more than front) to ensure a longer section is covering the buttocks.</p> <p>Slits must be provided on both sides in the side seam of the top with a slit size no more than 100mm deep. The slit should have top stitching. This is to make provision for more space at the hips and to provide a feminine look to the garment.</p> <p>Dummy turn up Cuff: cuff width 30mm and must be top stitched for extra strength — 5 mm from the top edge of dummy cuff.</p> <p>Pockets: One (1) patch breast pocket. The pocket must be square.</p> <p>The sizes of the chest pocket is 100mm wide & 120 mm long.</p> <p>The chest pocket must be placed in line with the under- arm seam and centred over the middle shoulder top stitching on the left front panels.</p> <p>There shall be left (1) and right (1) bottom patch pockets on the front of the top. The pockets should be 100mm wide and 150mm long</p> <p>Collar: open glad neck collar.</p>
----	---

	<p>The collar must be reinforced with Vilene for strength and to ensure that it does not pucker There must be a yoke at the back 100 mm from the bottom of the collar.</p>
	<p>Buttons: (White) The top button must start just below the open collar 60 mm from the top of the garment. The space between the buttons must not be more than 60 mm apart, thus there will be at least one extra button per shirt. Buttons should be placed on the left panel. Button overlap must be a minimum of 35mm. Buttons should be 4-hole, made of melamine and be the same colour as the garment.</p>
	<p>Logo</p> <p>The logo shall be the nursing lamp and "Department of Health" underneath. It shall be embroidered in gold within an 80x80mm block in the middle of the left breast pocket. Colour Bronze Gold #C9AE5D. (Rayon Thread 120/2 col No 0821#32) Department of Health shall be in Arial font under the lamp from left to right in a straight line</p>
	<p>Seam type</p> <p>Independent safety with over locking - bite to be 10mm. Topstitching is plain stitch which is stitched a foot stitch from edge on the pocket flaps, collar, epaulettes, and hem Thread - ticket no 80. All stress points of the garment must be bar tacked.</p>
	<p>Shoulder loops for epaulettes</p> <p>2x40mm long 10 mm wide loops must be sown on the sleeve seam and the 2nd one 901nm from the sleeve seam. Loops should be sown 25mm on either side of the shoulder seam. The loop should be sown on the left and right shoulder seam. A white 4-hole button should be inserted onto the shoulder seal at 100mm from the loop. The button should be 20mm in diameter. Minimum number of buttons lus a s are should be 3.</p>
	<p>Pre-production sample required: Size XL</p>

FEMALE TO SHORT SLEEVE: WHITE DESI

21

Colour: PANTONE 11-0601 TCX Natural white material:

Tropical Mini-Matt Colour No 1 White

Size XS to 5xl Larger sizes are to be made available upon request

Style: short sleeve with dummy turn up cuffs

The top section of the garment must provide comfortable space over the upper chest section.

Armhole cut-out to sleeve width over the shoulder head ratio should allow free range of motion without pulling across the upper arm. When the armhole is cut out with sufficient depth, arms are allowed to move freely without additional material strain across the upper arms and shoulder blades

The top should be flared slightly from approximate waistline to hem line. The total difference between waistline circumference and hem circumference should not exceed 100mm. The front and back panel should be cut with a slight curve (back more than front) to ensure a longer section is covering the buttocks.

Slits must be provided on both sides in the side seam of the top with a slit length no more than 100mm deep. The slit should have top stitching. This is to make provision for more space at the hips and to provide a feminine look to the garment.

	<p>Cuff: cuff width 30mm and must be top stitched for extra strength — 5 mm from the top edge of dummy cuff.</p>
	<p>Pockets: One (1) patch breast pocket. The pocket must be square.</p> <p>The sizes of the chest pocket is 80-100mm wide & 120 mm long.</p> <p>The chest pocket must be placed in line with the under- arm seam and centered over the middle shoulder top stitching on the left front panels.</p> <p>There shall be left (1) and right (1) bottom patch pockets on the front of the top. The pockets should be 150mm and 180mm long.</p> <p>Collar: open glad neck collar. The collar must be reinforced with Vilene for strength and to ensure that it does not pucker.</p> <p>There must be a yoke at the back 100 mm from the bottom of the collar.</p> <p>Buttons: (White) The top button must start from the bottom of the open glad neck collar. The space between the buttons must not be more than 60 mm apart, thus there will be at least one extra button per shirt. Buttons be placed on the left front panel. Button overlap must be a minimum of 35mm. Buttons should be 4-hole, made of melamine and be the same colour as the garment.</p> <p>Logo The logo shall be the nursing lamp and "Department of Health" underneath. It shall be embroidered in gold within an 80x80mm block in the middle of the left breast pocket. Colour Bronze Gold #C9AE5D. (Rayon Thread 120/2 col No 0821 #32)</p> <p>Department of Health shall be in Arial font under the lamp from left to right in a straight line</p>
	<p>Seam type</p>

	<p>Independent safety with over locking - bite to be 10mm. Topstitching is plain stitch which is stitched a foot stitch from edge on the pocket flaps, collar, epaulettes, and hem. Thread ticket no 80. All stress points of the garment must be bar tacked.</p> <p>Shoulder loops for epaulettes</p> <p>2x40mm long 10 mm wide loops must be sown on the sleeve seam and the 2nd one 90mm from the sleeve seam. Loops should be sown 25mm on either side of the shoulder seam. The loop should be sown on the left and right shoulder seam. A white 4-hole button should be inserted onto the shoulder seam at 100mm from the loop. The button should be 20mm in diameter. Minimum number of buttons plus a s are should be 3.</p> <p>Pre-production sample required</p> <p>Size XL</p>
	<p>MALE CARDIGAN: MAROON</p>
<p>22</p>	<p>Colour: Hex : #3c0008 material:</p> <p>Wool (Cotton-Polyester) Maroon</p> <p>Size S - 5XL Larger sizes to be made available when requested, as per orders</p> <p>Style: flat wool woven, stretch, long sleeve, cardigan</p> <p>The material or wool can be a cotton-polyester blend with long fibers which makes the jersey less prone to piling and static this blend offers durability and maintains the shape of the jersey for Longer.</p>

	<p>Cuff: Ribbed cuff length 60mm both panels of the jersey</p>
	<p>Sleeve: Plain Maroon with ribbed cuffs</p>
	<p>Pockets: One inside pocket on each panel 160mm depth and 120mm wide, opening of pocket should have 10mm thin ribbing bar tacked on each end for extra strength.</p>
	<p>Collar: Shawl neckline</p>
	<p>Buttons: the jersey can be closed by means of buttons (Maroon). The first button must start immediately at the end of the shawl opening mid-chest. There must be a minimum of 5 (not four as in picture) front buttons 20mm diameter, 80mm apart. A two-four-hole button can be used.</p> <p>The buttons must be the same shade as the jersey and must be made of melamine.</p> <p>Buttons should be placed on the right as per standard for male clothing</p>
	<p>Logo</p> <p>The logo shall be the nursing lamp and "Department of Health" underneath. It shall be embroidered in gold within an 80x80cm block in the middle of the left breast pocket. Colour Bronze Gold #C9AE5D. (Rayon Thread 120/2 col No 0821 #32) Dependent of Health shall be in Arial font under the lamp from left to right in a straight line.</p>
	<p>Pre-production sample required XL</p>

MALE STRAIGHT CUT PANTS: MAROON	
23	<p>Colour: Hex : #3C0008 <u>material</u>:</p> <p>Mini-Matt Colour No 10 Maroon</p> <p>Size S - 5XL Larger sizes to be made available when requested, as per orders</p> <p>Style: Male straight cut pants</p> <p>Pants must be normal standard length</p> <p>The waistband shall be constructed using the "closed method" and shall measure 50mm wide when finished. The waistband must be top stitched 16mm below the waistband seam for added strength. Brass closed end ykk zip. The waistband should close using a button (Maroon). The fly shall be lined with the same fabric as the waistband curtain and pocketing.</p> <p>6 x45mm long x 12 mm wide stitched down belt loops</p> <p>Two standard slant/side pockets. The slant/side pockets must be 300mm deep and have an 170mm opening</p> <p>One back pocket on the right. The back pocket must be 170mm wide and 190mm long</p>

	All pockets must be bar tacked with a triangular bar tacking machine.
	Pocket and waist band in same material as trousers.
	Seam type: independent safety with over locking - bite to be 10 mm
	Twin needle topstitching at pocket and back and front rises. Thread - ticket no 80 There must be a minimum of 5 stitches per 10 mm
	All waistband measurements should have 50mm allowance for alterations.
	All stress points of the garment must be bar tacked
	Finishing and pressing — all loose threads shall be removed. Pants must be pressed completely and properly with the side seam, inseam, and seat seam pressed open. One melamine button at top of waist, the buttons must be the same colour. as the garment.
	Pre-production sample required. XL

MALE STRAIGHT CUT PANTS: WHITE

24

Colour PANTONE 11-0601 TCX Natural white material:

Tropical Mini-Matt Colour No 1 White size S - 5XL Larger sizes to be made available when requested, as per orders

Style: Male straight cut pants

Pants must be normal standard length.

The waistband shall be constructed using the "closed method" and shall measure 50mm wide when finished. The waistband must be top stitched 16mm below the waistband seam for added strength. Brass closed end ykk zip. The waistband should close using a button (White). The fly shall be lined with the same fabric as the waistband curtain and pocketing.

6 x45mm long x 12 mm wide stitched down belt loops

Two standard slant/side pockets. The slant/side pockets must be 300mm deep and have an 170mm opening

One back pocket on the right. The back pocket must be 170mm wide and 190mm long

All pockets must be bar tacked with a triangular bar tacking machine.

	Pocket and waist band in same material as trousers.
	Seam type: independent safety with over locking - bite to be 10mm
	Twin needle topstitching at pocket and back and front rises. Thread - ticket no 80. There ust be a minimum of 5 stitches per 10 mm.
	All waistband measurements should have 65mm allowance for alterations.
	All stress points of the garment must be bar tacked
	Finishing and pressing — all loose threads shall be removed.
	Pants must be pressed completely and properly with the side seam, inseam, and seat seam pressed open.
	Double melamine button at top of waist, the buttons must be the same colour as the garment.
Pre-production sample required. XL	

MALE TAPERED CUT LONG PANTS: MAROON

25	<p>Colour: Hex : #3c0008 <u>material</u>:</p> <p>Mini-Matt Colour No 10 Maroon</p> <p>Size S - 5XL Larger sizes to be made available when requested, as per orders</p> <p>Style: Male tapered cut long pants</p> <p>Pants must be normal standard length.</p> <p>The waistband shall be constructed using the "closed method" and shall measure 50mm wide when finished. The waistband must be top stitched 16mm below the waistband seam for added strength. Brass closed end ykk zip. The waistband should close using a button (Maroon). The fly shall be lined with the same fabric as the waistband curtain and pocketing.</p> <p>6 x45mm long x 12 mm wide stitched down belt loops</p> <p>Two standard slant/side pockets. The slant/side pockets must be 300mm deep and have an 170mm opening.</p> <p>One back pocket on the right. The back pocket must be 170mm wide and 190mm long.</p> <p>All pockets must be bar tacked with a triangular bar tacking machine.</p> <p>Pocket and waist band in same material as trousers.</p>
----	--

	<p>Seam type: independent safety with over locking - bite to be 10mm.</p>
	<p>Topstitching is plain stitch which is stitched a foot stitch from edge on the pocket and hem. Thread - ticket no 80. All stress points of the garment must be bar tacked</p>
	<p>Twin needle topstitching at pocket and back and front rises. There must be a minimum of 5 stitches per 10 mm.</p>
	<p>Waist band measurements should have 50mm allowance for alterations.</p>
	<p>All stress points of the garment must be bar tacked</p>
	<p>Finishing and pressing — all loose threads shall be removed.</p>
	<p>Pants must be pressed completely and properly with the side seam, inseam, and seat seam pressed open.</p>
	<p>One melamine button at the top of waist, the buttons must be the same colour as the garment.</p>
	<p>Pre-production sample required XL</p>

MALE TAPERED CUT LONG PANTS: WHITE

26	<p>Colour PANTONE 11-0601 TCX Natural white <u>material</u>:</p> <p>Tropical Mini-Matt Colour No 1 White</p> <p>Size S - 5XL Larger sizes to be made available when requested, as per orders</p> <p>Style: Male tapered cut long pants</p> <p>Pants must be normal standard length.</p> <p>The waistband shall be constructed using the "closed method" and shall measure 50mm wide when finished. The waistband must be top stitched 1.6mm below the waistband seam for added strength. Brass closed end ykk zip. The fly shall be lined with the same fabric as the waistband curtain and pocketing. The waistband should close using a button (White).</p> <p>6 x45mm long x 12 mm wide stitched down belt loops</p> <p>Two standard slant/side pockets. The slant/side pockets must be 300mm deep and have an 170mm opening.</p> <p>One back pocket on the right. The back pocket must be 170mm wide and 190mm long.</p> <p>All pockets must be bar tacked with a triangular bar tacking machine.</p>
----	---

	<p>Pocket and waist band in same material as trousers.</p> <p>Seam type: independent safety with over locking - bite to be 10mm.</p> <p>Topstitching is plain stitch which is stitched a foot stitch from edge on the pocket and hem. Thread - ticket no 80. All stress points of the garment must be bar tacked.</p> <p>Twin needle topstitching at pocket and back and front rises. There must be a minimum of 5 stitches per 10 mm.</p> <p>II waistband measurements should have 65mm allowance for alterations.</p> <p>II stress points of the garment must be bar tacked.</p> <p>Finishing and pressing — all loose threads shall be removed.</p> <p>Pants must be pressed completely and properly with the side seam, inseam, and seat seam pressed open. Double melamine button at top of waist, the buttons must be the same colour as the garment.</p> <p>Pre-production sample required. XL</p>
--	---

MALE DRESS SHIRT LONG SLEEVE MANAGERS: WHITE

27	<p>Colour: PANTONE 11-0601 TCX Natural <u>material</u>:</p> <p>Tropical Mini-Matt Colour No 1 White</p> <p>Size S - 5XL Larger sizes to be made available when re requested.</p> <p>Style: long sleeve with cuffs. The top section of the garment must provide comfortable space over the upper chest section. Armhole cut-out to sleeve width over the shoulder head ratio should allow free range of motion without pulling across the upper arm. When the armhole is cut out with sufficient depth, arms are allowed to move freely without additional material strain across the upper arms and shoulder blades</p> <p>Cuff: barrel cuff width 60mm and must be top stitched for extra strength. The cuff must have 2 two-hole buttons each 40 mm apart 1st button at 15mm and second at 35mm. Final circumferential measure of cuff when closed (button-up) should measure a minimum of 220mm</p> <p>Sleeve: the sleeve should taper into two pleats at the cuff the slit opening where the sleeve is attached to the cuff should be approximately 120 mm with binding in the same colour 10 mm to allow for comfortable movement of the arms.</p> <p>Pockets: One (1) patch breast pocket on the left lapel.</p> <p>The pocket must be square. The sizes of the chest pocket is 100mm wide & 120 mm long. The chest pocket must be placed in line with the under-arm seam and centred over the middle shoulder top stitching on the front panels.</p>
----	--

	<p>Collar: open glad neck collar. The collar must be reinforced with Vilene for strength and to ensure that it does not pucker.</p> <p>Buttons: White The shirt must be closed by means of buttons. The first button must start immediately below the open neck collar.</p> <p>There must be a minimum of 7 front buttons; buttons must not be more than 90mm apart. Two-hole buttons must be used. Minimum number of buttons for the complete garment in shirt front including two spares must be 13 The buttons must be the same shade of white as the garment and must be made of melamine. Centre front buttons and to overlap 35mm</p> <p>Shoulder loops for epaulettes</p> <p>2x40mm long 10mm wide loops must be sown on the sleeve seam and the 2nd one 90mm from the sleeve seam. Loops should be sown 25mm on either side of the shoulder seam. The loop should be sown on the left and right shoulder seam. A white 4-hole button should be inserted onto the shoulder seam at 100mm from the loop. The button should be 20mm in diameter. Minimum number of buttons plus a spare should be 3.</p> <p>Logo; The logo shall be the nursing lamp and "Department of Health" underneath. It shall be embroidered in gold within an 80x80mm block in the middle of the left breast pocket. Colour Bronze Gold #C9AE5D. (Rayon Thread 120/2 col No 0821 #32) Department 0 Health shall be in Arial font under the lamp from left to right in a straight line.</p> <p>Pre-production sample required: XL</p>
--	--

MALE DRESS SHIRT SHORT SLEEVE MANAGERS: WHITE

28	<p>Colour: PANTONE 11-0601 TCX Natural white <u>material:</u></p> <p>Tropical Mini-Matt Colour No 1 White</p> <p>Sizes S to 5xl Larger sizes to be made available when requested.</p> <p>Style: short sleeve with square hem</p> <p>The top section of the garment must provide comfortable space over the upper chest section. Armhole cut-out to sleeve width over the shoulder head ratio should allow free range of motion without pulling across the upper arm. When the armhole is cut out with sufficient depth, arms are allowed to move freely without additional material strain across the upper arms and shoulder blades</p> <p>Pockets: One (1) patch breast pocket on the left lapel. The pocket must be square. The sizes of the chest pocket is 100mm wide & 100-120 mm long. The chest pocket must be placed in line with the under-arm seam and centred over the middle shoulder top stitching on the front panels.</p> <p>Collar: open glad neck collar. The collar must be reinforced with Vilene for strength and to ensure that it does not pucker.</p> <p>Buttons: White The shirt must be closed by means of buttons. The first button must start immediately below the open neck collar. There must be a minimum of 7 front buttons; buttons must not be more than 90mm apart. A two-hole button must be used. Epaulettes must be fastened with a four-hole button. Minimum number of buttons including two spares must be 13.</p> <p>The buttons must be the same shade of white as the garment and must be made of melamine. Centre front buttons and to overlap 35mm.</p>
----	---

	<p>Seam type Square hemmed shirt tails. Independent safety with over locking - bite to be 10 mm. Topstitching is plain stitch which is stitched a foot stitch from edge on the pocket flaps, collar, epaulettes, and hem. Thread - ticket no 80.All stress points of the garment must be bar tacked.</p>
	<p>Shoulder loops for epaulettes</p> <p>2x40mm long 10 mm wide loops must be sown on the sleeve seam and the 2nd one 90mm from the sleeve seam. Loops should be sown 25mm on either side of the shoulder seam.</p> <p>The loop should be sown on the left and right shoulder seam. A white 4-hole button should be inserted onto the shoulder seam at 100mm from the loop. The button should be 20mm in diameter. Minimum number of buttons lus a s are should be 3.</p>
	<p>Logo</p> <p>The logo shall be the nursing lamp and "Department of Health" underneath. It shall be embroidered in gold within an 80x80cm block in the middle of the left breast pocket. Colour Bronze Gold #C9AE5D. (Rayon Thread 120/2 col No 0821#32) Department of Health shall be in Arial font under the lamp from left to right in a straight line.</p>
	<p>Pre-production sample required XL</p>

MALE SERVICE TOPS SHORT SLEEVE: WHITE DESIGN 01

29	Colour: PANTONE 11-0601 TCX Natural white <u>material:</u> Tropical Mini-Matt Colour No 1 White Sizes S to 5xl Larger sizes to be made available when requested.
	Style: short sleeve with square hem The top section of the garment must provide comfortable space over the upper chest section. Armhole cut-out to sleeve width over the shoulder head ratio should allow free range of motion without pulling across the upper arm. When the armhole is cut out with sufficient depth, arms are allowed to move freely without additional material strain across the upper arms and shoulder blades
	Slits must be provided on both sides in the side seam of the shirt with a slit length no more than 100mm deep. The slit should have top stitching. This is to make provision for more space at the hips. The shirt should be flared slightly from approximate waistline to hem line. The total difference between waistline circumference and hem circumference should not exceed 100mm. The front and back panel should be cut with a slight curve (back more than front) to ensure a longer section is covering the buttocks.
	Cuff: cuff width 30mm and must be top stitched for extra strength — 5 mm from the top edge of dummy cuff.
	Pockets: One (1) patch breast pocket. The pocket must be square. The sizes of the chest pocket is 100mm wide & 120 mm long. The chest pocket must be placed in line with the under arm seam and centred over the middle shoulder top

	<p>stitching on the left front panels. there shall be left and right bottom patch pockets on the front of the top. The pockets should be 100mm wide and 150mm long.</p>
	<p>Collar: open glad neck collar. There must be a yoke at the back 100 mm from the bottom of the collar.</p>
	<p>Buttons: (White) the top button must start below the glad neck collar. The space between the buttons must not be more than 60 mm apart, thus there will be at least one extra button per shirt. Buttons should be placed on the right side of the shirt according to the standard for male shirts. Button overlap must be a minimum of 35mm.</p>
	<p>Logo: The logo shall be the nursing lamp and "Department of Health" underneath. It shall be embroidered in gold within an 80x80mm block in the middle of the left breast pocket. Colour Bronze Gold #C9AE5D. (Rayon Thread 120/2 col No 0821 #32) Department of Health shall be in Arial font under the lamp from left to right in a straight line.</p>
	<p>Seam type. Independent safety with over locking - bite to be 10mm. Topstitching is plain stitch which is stitched a foot stitch from edge on the pocket flaps, collar, epaulettes, and hem. Thread - ticket no 80. All stress points of the garment must be bar tacked.</p>
	<p>Epaulettes: Shoulder loops for epaulettes</p> <p>2x40mm long 10 mm wide loops must be sown on the sleeve seam and the 2nd one 90mm from the sleeve seam. Loops should be sown 25mm on either side of the shoulder seam. The loop should be sown on the left and right shoulder seam. A white 4-hole button should be inserted onto the shoulder seam at 100mm from the loop. The button should be 20mm in diameter. Minimum number of buttons plus spares should be 3.</p>
	<p>Pre-production sample required: XL</p>

MALE TOPS SHORT SLEEVE: DESIGN 02

30	<p>Colour: PANTONE 11-0601 TCX Natural white <u>material:</u></p> <p>Tropical Mini-Matt Colour No 1 White</p> <p>Size XS to 5xl Larger sizes are to be made available upon request</p> <p>Style: short sleeve with dummy tum up cuffs</p> <p>The top section of the garment must provide comfortable space over the upper chest section.</p> <p>Armhole cut-out to sleeve width over the shoulder head ratio should allow free range of motion without pulling across the upper arm. When the armhole is cut out with sufficient depth, arms are allowed to move freely without additional material strain across the upper arms and shoulder blades</p> <p>The top should be flared slightly from approximate waistline to hem line. The total difference between waistline circumference and hem circumference should not exceed 100mm. The front and back panel should be cut with a slight curve (back more than front) to ensure a longer section is covering the buttocks.</p>
----	--

	<p>Slits must be provided on both sides in the side seam of the top with a slit length no more than 100mm deep. The slit should have top stitching. This is to make provision for more space at the hips and to provide a feminine look to the garment.</p>
	<p>Cuff: cuff width 30mm and must be top stitched for extra strength — 5 mm from the top edge of dummy cuff.</p>
	<p>Pockets: One (1) patch breast pocket. The pocket must be square.</p> <p>The sizes of the chest pocket is 80-100mm wide & 120 mm long.</p> <p>The chest pocket must be placed in line with the under- arm seam and centered over the middle shoulder top stitching on the left front panels.</p> <p>There shall be left (1) and right (1) bottom patch pockets on the front of the top. The pockets should be 150mm and 180mm long.</p>
	<p>Collar: open glad neck collar. The collar must be reinforced with Vilene for strength and to ensure that it does not pucker.</p> <p>There must be a yoke at the back 100 mm from the bottom of the collar.</p>
	<p>Buttons: (White) The top button must start from the bottom of the open glad neck collar. The space between the buttons must not be more than 60 mm apart, thus there will be at least one extra button per shirt. Buttons be placed on the left front panel. Button overlap must be a minimum of 35mm. Buttons should be 4-hole, made of melamine and be the same colour as the garment.</p>

	<p>Logo The logo shall be the nursing lamp and "Department of Health" underneath. It shall be embroidered in gold within an 80x80mm block in the middle of the left breast pocket. Colour Bronze Gold #C9AE5D. (Rayon Thread 120/2 col No 0821 #32)</p> <p>Department of Health shall be in Arial font under the lamp from left to right in a straight line</p>
	<p>Seam type</p> <p>Independent safety with over locking - bite to be 10mm. Topstitching is plain stitch which is stitched a foot stitch from edge on the pocket flaps, collar, epaulettes, and hem. Thread ticket no 80. All stress points of the garment must be bar tacked.</p>
	<p>Shoulder loops for epaulettes</p> <p>2x40mm long 10 mm wide loops must be sown on the sleeve seam and the 2nd one 90mm from the sleeve seam. Loops should be sown 25mm on either side of the shoulder seam. The loop should be sown on the left and right shoulder seam.</p> <p>A white 4-hole button should be inserted onto the shoulder seam at 100mm from the loop. The button should be 20mm in diameter. Minimum number of buttons plus should be 3.</p>
	<p>Pre-production sample required</p> <p>Size XL</p>

MALE: TAILORED DRESS JACKET SHORT (LONG-SLEEVE): MAROON

31

Colour: Hex : #3C0008 material:

Mini-Matt Colour NO 10 Maroon

Size S - 5XL Larger sizes to be made available when requested, as per orders.

Style: long sleeve

Sleeve: the sleeve should taper into a mini-vent with 1, two-hole button at 20mm from the hem edge to allow for comfortable movement of the arms.

The inside of the jacket should be lined. A back lining pleat should be sown in at the top of the lining where it joins the back facing to allow body movement and prevent tearing of the lining. To close-up, the jacket is to be buttoned at the centre front. At the break line the jacket should be buttoned using one, 2-hole buttons (Maroon). The buttons must be the same colour as the garment and be made of melamine. The number of buttons for the centre front must 1 plus 1 spare. Centre front buttons are to overlap by 35mm. The buttons must be placed as for standard male garments. There must be a shaped jacket front. The back of the jacket should have a centre back seam from the neckline to the hem down the middle of the jacket. A back vent to allow for free movement must be placed at the bottom of the centre back seam. The length of the jacket should be short according to normal jacket garment sizes.

Pockets: Twin outer welt pockets The pocket size should be standard for male garment sizes.

Collar: notched collar. Back facing and front facing of collar should be of the same material.

The collar must be reinforced with Vilene for Strength and to ensure that it does not pucker.

	<p>Independent safety with over locking - bite to be 10mm. Topstitching is plain stitch which is stitched a foot stitch from edge on the pocket flaps, collar, epaulettes, and hem. Thread - ticket no 80. All stress points of the garment must be bar tacked.</p>
	<p>Shoulder loops for epaulettes: 2x40mm long 10mm wide loops must be sown on the sleeve seam and the 2nd one 90mm from the sleeve seam. Loops should be sown 25mm on either side of the shoulder seam. The loop should be sown on the left and right shoulder seam. A white 4-hole button should be inserted onto the shoulder seam at 100mm from the loop. The button should be 20mm in diameter. Number of buttons for the aulettes lus a s are should be 3.</p>
	<p>Logo: The logo shall be the nursing lamp and "Department of Health" underneath. It shall be embroidered in gold within an 80x80mm block in the middle of the left breast pocket. Colour Bronze Gold #C9AE5D. (Rayon Thread 120/2 col No 0821#32) Department of Health shall be in Arial font under the lam from left to right in a straight line.</p>
	<p>Pre-production sample required : XL</p>
	<p>MALE: TAILORED DRESS JACKET SHORT (SHORT SLEEVE): MAROON</p>
32	<p>Colour: Hex : #3c0008 <u>material:</u></p> <p>Mini-Matt Colour NO 10 Maroon</p> <p>Size S - 5XL Larger sizes to be made available when requested, as per orders.</p> <p>Style: short sleeve</p> <p>Sleeve: the sleeve should extend to 10mm above the elbow</p> <p>The inside of the jacket should be lined. A back lining pleat should be sown in at the top of the lining where it joins the back facing to allow body movement and prevent tearing of the lining. To close-up, the jacket is to be buttoned at the centre front. At the break line the jacket should be buttoned using one, 2-hole buttons (Maroon). The buttons must be the same colour as the garment and be made of melamine. The number of buttons for the centre front must 1 plus 1 spare. Centre front buttons</p>

	<p>are to overlap by 35mm. The button must be placed as for standard male garments. There must be a shaped jacket front. The back of the jacket should have a centre back seam from the neckline to the hem down the middle of the jacket. A back vent to allow for free movement must be placed at the bottom of the centre back seam. The length of the jacket should be short according to normal jacket garment sizes.</p>
	<p>Pockets: Twin outer welt pockets The pocket size should be standard for male garment sizes.</p>
	<p>Collar: notched collar. Back facing and front facing of collar should be of the same material.</p> <p>The collar must be reinforced with Vilene for strength and to ensure that it does not pucker.</p>
	<p>Independent safety with over locking - bite to be 10mm. Topstitching is plain stitch which is stitched a foot stitch from edge on the pocket flaps, collar, epaulettes, and hem. Thread - ticket no 80. All stress points of the garment must be bar tacked.</p>
	<p>Shoulder loops for epaulettes: 2x40mm long 10mm wide loops must be sown on the sleeve seam and the 2nd one 90mm from the sleeve seam. Loops should be sown 25mm on either side of the shoulder seam. The loop should be sown on the left and right shoulder seam. A white 4-hole button should be inserted onto the shoulder seam at 100mm from the loop. The button should be 20mm in diameter. Number of buttons for the aulettes lus a s are should be 3.</p>
	<p>Logo: The logo shall be the nursing lamp and "Department of Health" underneath. It shall be embroidered in gold within an 80x80mm block in the middle of the left breast pocket. Colour Bronze Gold #C9AE5D. (Rayon Thread 120/2 col No 0821 #32) Department of Hea1th shall be in Arial font under the lam from left to right in a straight line.</p>
	<p>Pre-production sample required: XL</p>

MALE: TAILORED JACKET REGULAR (LONG SLEEVE): MAROON

33

Colour: Hex : #3C0008 material:

Mini-Matt Colour NO 10 Maroon

Size S - 5XL Larger sizes to be made available when requested, as per orders Size S - 5XL Larger sizes to be made available when requested, as per orders.

Style: long sleeve

Sleeve: the sleeve should taper into a mini-vent with 1, two-hole button at 20mm from the hem edge to allow for comfortable movement of the arms

The inside of the jacket should be lined. A back lining pleat should be sown in at the top of the lining where it joins the back facing to allow body movement and prevent tearing of the lining.

To close-up, the jacket is to be buttoned at the centre front. At the break line the jacket should be buttoned using one, 2-hole buttons (Maroon). The buttons must be the same colour as the garment and be made of melamine. The number of buttons for the centre front must 1 plus 1 spare. Centre front buttons are to overlap by 35mm. The buttons must be placed as for standard male garments. There must be a shaped jacket front

The back of the jacket should have a centre back seam from the neckline to the hem down the middle of the jacket.

A back vent to allow for free movement must be placed at the bottom of the centre back seam.

The length of the jacket should be regular according to normal jacket garment sizes.

Pockets: Twin outer welt pockets The pocket size should be standard for male garment sizes.

Collar: notched collar. Back facing and front facing of collar should be of the same material. The collar must be reinforced with Vilene for strength and to ensure that it does not pucker.

	<p>Independent safety with over locking - bite to be 10 mm Topstitching is plain stitch which is stitched a foot stitch from edge on the pocket flaps, collar, epaulettes, and hem Thread - ticket no 80</p> <p>All stress points of the garment must be bar tacked</p> <p>Shoulder loops for epaulettes</p> <p>2x40mm long 10mm wide loops must be sown on the sleeve seam and the 2nd one 90mm from the sleeve seam. Loops should be sown 25mm on either side of the shoulder seam. The loop should be sown on the left and right shoulder seam. A white 4-hole button should be inserted onto the shoulder seam at 100mm from the loop. The button should be 20mm in diameter. Number of buttons for the epaulettes plus a spare should be 3.</p> <p>Logo</p> <p>The logo shall be the nursing lamp and "Department of Health" underneath. It shall be embroidered in gold within a 8x8cm block in the middle of the left breast pocket.</p> <p>Colour Bronze Gold #C9AE5D. (Rayon Thread 120/2 col No 0821 #32) Department of Health shall be in Arial font under the lamp from left to right in a straight line.</p> <p>Pre-production sample required: XL</p> <p>Independent safety with over locking - bite to be 10 mm Topstitching is plain stitch which is stitched a foot stitch from edge on the pocket flaps, collar, epaulettes, and hem Thread - ticket no 80</p>
--	---

	All stress points of the garment must be bar tacked
	<p>Shoulder loops for epaulettes</p> <p>2x40mm long 10mm wide loops must be sown on the sleeve seam and the 2nd one 90mm from the sleeve seam. Loops should be sown 25mm on either side of the shoulder seam. The loop should be sown on the left and right shoulder seam. A white 4-hole button should be inserted onto the shoulder seam at 100mm from the loop. The button should be 20mm in diameter. Number of buttons for the epaulettes plus a spare should be 3.</p>
	<p>Logo</p> <p>The logo shall be the nursing lamp and "Department of Health" underneath. It shall be embroidered in gold within a 8x8cm block in the middle of the left breast pocket.</p> <p>Colour Bronze Gold #C9AE5D. (Rayon Thread 120/2 col No 0821 #32) Department of Health shall be in Arial font under the lamp from left to right in a straight line.</p> <p>Pre-production sample required: XL</p>
	MALE: TAILORED DRESS JACKET REGULAR (SHORT SLEEVE): MAROON
34	<p>Colour: Hex : #30008</p> <p>Mini-Matt Colour NO 10 Maroon</p> <p>Size S - 5XL Larger sizes to be made</p> <p>Size S - 5XL Larger sizes to be made</p>

Style: short sleeve	
Sleeve: the sleeve should extend from the shoulder to 10mm above the elbow	
<p>The inside of the jacket should be lined. A back lining pleat should be sown in at the top of the lining where it joins the back facing to allow body movement and prevent tearing of the lining. To close-up, the jacket is to be buttoned at the centre front. At the break line the jacket should be buttoned using one, 2-hole buttons (Maroon). The buttons must be the same colour as the garment. And made of melamine The number of buttons for the centre front must 1 plus 1 spare. Centre front buttons are to overlap by 35mm. The buttons must be placed as for standard male garments. There must be a shaped jacket front. The back of the jacket should have a centre back seam from the neckline to the hem down the middle of the jacket. A back vent to allow for free movement must be placed at the bottom of the centre back seam. The length of the jacket should be regular according to normal jacket garment sizes.</p>	
Pockets: Twin outer welt pockets The pocket size should be standard for male garment sizes.	
<p>Collar: notched collar. Back facing and front facing of collar should be of the same material.</p> <p>The collar must be reinforced with Vilene for strength and to ensure that it does not pucker.</p>	
Independent safety with over locking - bite to be 1 Omm. Topstitching is plain stitch which is stitched a foot stitch from edge on the pocket flaps, collar, epaulettes, and hem. Thread - ticket no 80. All stress points of the garment must be bar tacked.	
<p>Shoulder loops for epaulettes: 2x40mm long 10 mm wide loops must be sown on the sleeve seam and the 2nd one 90mm from the sleeve seam. Loops should be sown 25mm on either side of the shoulder seam. The loop should be sown on the left and right shoulder seam. A white 4-hole button should be inserted onto the shoulder seam at 100mm from the loop. The button should be 20mm in diameter. Number of buttons for the e aulettes lus a s are should be 3.</p>	
<p>Logo: The logo shall be the nursing lamp and "Department of Health" underneath. It shall be embroidered in gold within an 80x80mm block in the middle of the left breast pocket. Colour Bronze Gold #C9AE5D. (Rayon Thread 120/2 col No 0821 #32) Department of Health shall be in Arial font under the lam from left to right in a straight line.</p>	
Pre-production sample required: XL	

FEMALE COURT SHOES 50MM : BROWN

35	<p>Colour: Brown Hex #331800</p> <p>Style: Female court shoes Gibson type, leather uppers, padded insole. The shoe shall have a semi round toe and be available in Narrow, Medium and Wide Fittings.</p> <p>Sizes Be in sizes 210 (2) to (10) UK.</p> <p>Uppers: The leather uppers shall be of a tanned skin of a bovine animal. Leather tanned with an inorganic tanning agent (or agents) and that may have been ret tanned with an organic tanning agent (or agents). Be free from defects that affect its appearance or can affect its serviceability (or both), shall not be pipy, loose grained, hard or bony and shall be well fleshed and free from flay marks. Upper leather should be dyed through.</p> <p>It stitching having 12 to 14 stitches per 25 mm. The back seam must be closed and must be seam reduced and taped. It should be so treated as to produce a so supple mellow feel.</p> <p>Lining: The lining will be a woven nylon material (skin fit)</p> <p>Heel The heel shall be nailed to be insole and upper. The heel shall be attached with at least 4 heel nails and in such a way that the heel will not come off during ear. The height should be 50mm, of the heels on a finished shoe, measured along a vertical line at the centre of the back of the heel.</p> <p>Innersole: The inner sole shall be accurately cut to the correct shape of the last. he innersole shall be of cellulose fibreboard with a minimum thickness of 1 ,50mm +-0,25mm.</p> <p>Seams: The threads used for attaching the various upper components shall be a continuous filament polyester thread, ticket No: 50. Be of a colour that matches he upper materials colour.</p> <p>The seam shall comply with the following requirements:</p> <p>all upper seams shall be free from ridges and roughness. There shall be no loose, ragged or uneven seams and all loose thread ends shall have been removed. All seams shall be lock-stitch seams. Thread tensions shall be so balanced that the lock is located in the centre of the materials being stitched.</p> <p>Shoe markings:</p>
----	---

36	Each shoe shall bear the following information, neatly and legibly impressed on the waist of the shoe <ul style="list-style-type: none"> ➤ the manufacturer's name or trade mark; ➤ the size and fitting; ➤ the year of manufacture; and the national Stock number (NSN)
	Care -labelling: A swing with "care and use" instructions that shall contain the substance of the wording listed below and shall be supplied with each pair of shoes: <ul style="list-style-type: none"> ➤ Remove all dust and dirt using a brush or wet newspaper. ➤ Clean your shoes daily with a wax polish of compatible colour. Do not leave near heat as this will make the leather hard and brittle. Do not use any form of heat on your shoes.
	Postproduction sample required size 6
	FEMALE SERVICE SHOES : BROWN
	Description
	Colour: Brown Hex #331800
	Style: Lace up female service shoes. Gibson type, leather uppers, padded insole. The shoes shall have a semi round toe and be available in Narrow, Medium and Wide fittings.
	Sizes Be in sizes 2 to 10 UK.
	Uppers: The leather uppers shall be of a tanned skin of a bovine animal. Leather tanned with an inorganic tanning agent (or agents) and that may have been re tanned with an organic tanning agent (or agents). Be free from defects that affect its

	<p>appearance or can affect its serviceability (or both), shall not be pipy, loose grained, hard or bony and shall be well fleshed and free from flay marks. Upper leather should be dyed through.</p> <p>II stitching having 12 to 14 stitches per 25 mm. The back seam must be closed and must be seam reduced and taped. It should be so treated as to produce a so supple mellow feel.</p>
	<p>Lining: Fully lined The lining will be a woven nylon material (skin fit)</p>
	<p>Innersole: The inner sole shall be accurately cut to the correct shape of the last. The innersole shall be of cellulose fibreboard with a minimum thickness of 1, 50mm +0,25mm.</p>
	<p>Seams: The threads used for attaching the various upper components shall be a continuous filament polyester thread, ticket No: 50. Be of a colour that matches the upper materials colour.</p> <p>The seam shall comply with the following requirements:</p> <p>All upper seams shall be free from ridges and roughness. There shall be no loose, ragged or uneven seams and all loose thread ends shall have been removed. All seams shall be lock-stitch seams. Thread tensions shall be so balanced that the lock is located in the centre of the materials being stitched.</p>
	<p>amps: The vamp to be perforated with holes of 1 .00 mm in diameter in an acceptable pattern as shown in pictures</p>
	<p>Eyelets:</p> <p>> Four eyelets on both sides for all sizes to be of the invisible-setting type internal diameter to be at least 3,0 mm</p>

	The length of the barrels to be such that proper clinching is ensured	
	Laces:	<ul style="list-style-type: none"> ➤ Each pair of shoes should be provided with pair of laces. to be flat nylon (Not round) of uniform and acceptable colour to the upper material to have fused ends lace length shall be at least 600mm
	Shoe markings:	Each shoe shall bear the following information, neatly and legibly impressed on he waist of the shoe: <ul style="list-style-type: none"> ➤ the manufacturer's name or trade mark; the size and fitting; the year of manufacture; and the national Stock number ➤ (NSN) ➤ ➤
		Care -labelling: A swing with "care and use" instructions that shall contain the substance of the wording listed below and shall be supplied with each pair of shoes: <ul style="list-style-type: none"> ➤ Remove all dust and dirt using a brush or wet newspaper. ➤ ➤ Clean your shoes daily with a wax polish of compatible colour. Do not leave near heat as this will make the leather hard and brittle. Do not use any form of heat on your shoes. ➤
		Postproduction sample required size 6
	MALE DRESS/SERVICE SHOES : BROWN	
37	Colour: Brown Hex #331800	
		Style: Male dress/service shoes. Gibson type, leather uppers, padded insole. Construction should be the good year welted principle with an innersole, welt and outer sole. The shoes shall be available in Narrow, Medium and Wide fittings.
		Sizes Be in sizes 4 to 14 UK.

	<p>Uppers: The leather uppers shall be of a tanned skin of a bovine animal. Leather tanned with an inorganic tanning agent (or agents) and that may have been retained with an organic tanning agent (or agents). Be free from defects that affect its appearance or can affect its serviceability (or both), shall not be pipy, loose grained, hard or bony and shall be well fleshed and free from flay marks.</p> <p> II stitching having 12 to 14 stitches per 25 mm. The back seam must be closed and must be seam reduced and taped. It should be so treated as to produce a so supple mellow feel.</p> <p>Lining: The lining will be a woven nylon material (skin fit)</p> <p>Heel The heel shall be nailed to be insole and upper. The heel shall be attached ith at least 4 heel nails and in such a way that the heel will not come off during ear. The height should be 20mm-30mm, of the heels on a finished shoe, measured along a vertical line at the centre of the back of the heel.</p> <p>Innersole: The inner sole shall be accurately cut to the correct shape of the last. he innersole shall be of cellulose fibreboard with a minimum thickness of 1 ,50mm +-O,25mm.</p> <p>Seams: The threads used for attaching the various upper components shall be a continuous filament polyester thread, ticket No: 50. Be of a colour that matches the upper materials colour.</p> <p>The seam shall comply with the following requirements:</p> <p>All upper seams shall be free from ridges and roughness. There shall be no loose, ragged or uneven seams and all loose thread ends shall have been removed.</p> <p>All seams shall be lock-stitch seams.</p>
--	--

	Thread tensions shall be so balanced that the lock is located in the centre of the materials being stitched.
	Eyelets: The shoes shall be fitted with brass eyelets with japanned or cellulose painted rims. The diameter of the eyelets across the inside of the barrels shall be in the range of 3mm to 4mm. The eyelets shall be securely fastened on the lacings of the shoes and be evenly spaced Sizes 4 to 6,5 UK four pairs on each side and Size 7 to 14 UK five pairs on each side after lacing has been completed, the machine lacing shall provide for a 6mm opening before lasting and a tolerance of not more than 3mm after lasting.
	Shoe markings:
	Each shoe shall bear the following information, neatly and legibly impressed on the waist of the shoe: <ul style="list-style-type: none"> ➤ the manufacturer's name or trade mark; the size and fitting; the year of manufacture; and the national Stock number ➤ (NSN) ➤ ➤
	Care -labelling: A swing with "care and use" instructions that shall contain the substance of the wording listed below and shall be supplied with each pair of shoes: <ul style="list-style-type: none"> ➤ Remove all dust and dirt using a brush or wet newspaper. ➤ ➤ Clean your shoes daily with a wax polish of compatible colour. ➤ Do not leave near heat as this will make the leather hard and brittle. Do not use any form of heat on your shoes.
	Postproduction sample required size 7 UK
LEATHER BELTS: UNISEX (DETAILED SPECIFICATION BELOW)	
38	Colour shall be: Brown Hex #331800
UNISEX OUTDOOR/LNDOOR FIELD JACKETS	

39	<p>Colour: Maroon Hex : #3c0008</p> <p>Size S to 5xl Larger sizes should be made available on request.</p> <p>Material : Soft shell-(Windproof and water-shedding properties)</p> <p>Inner collar fleece la er that is a com position of the soft shell material already</p> <p>Style: Semi-fitted, long sleeve with zip-off sleeves and zip-off hoodie.</p> <p>Cuff: Width 20mm and must be top stitched for extra strength. The cuff must have 50-80mm of elastic to ensure a solid neat fit. Alternatively adjustable drawstrings/elastic.</p> <p>Sleeve: Each sleeve should have a 80-150mm Ykk invisible zip (Maroon) at the shoulder blade throughout the circumference of the arm (around the armpit) for remove and reattach purposes so that that jacket is suitable for any weather conditions.</p> <p>Sleeves to be zip -off to allow versatility.</p> <p>Pockets: Each panel to have (right and left) a single slanted pocket 120mm140mm long with same shade zips and zip pullers. Pocket depth to be 180200mm.</p> <p>Collar: Short stand —up collar, 50mm wide from collar bone with double top stitching. Invisible 100mm zip attached to the back of jacket to allow removable hoodie.</p> <p>Centre long zip: 550mm-650mm centre zip, same shade as jacket with a single zip puller. Single baffle behind zip for wind protection and protective zip flap at the top to ensure no skin irritation.</p> <p>Seam type: Square hemmed jacket tails. Independent safety with over locking bite to be 20mm. Topstitching is plain stitch which is stitched. Thread - ticket no</p> <p>80. All stress points of the garment must be bar tacked.</p> <p>Shoulder loops for epaulettes</p>
----	--

40	<p>A 50mm long 10mm wide loop must be sown on the sleeve seam 25mm on either side of the shoulder seam. The loop should be sown on the left and right shoulder seam. A Maroon 4-hole button should be inserted onto the shoulder seam at 100mm from the loop. The button should be 20mm in diameter. Minimum number of buttons plus a spare should be 3.</p> <p>Logo: The logo shall be the nursing lamp and "Department of Health" underneath. It shall be embroidered in gold within an 80x80mm block in the middle of the left breast pocket. Colour Bronze Gold #C9AE5D. (Rayon Thread 120/2 Col No 0821#32) Department of Health shall be in Arial font under the lamp from left to right in a straight line.</p> <p>Pre-production sample required: XL</p>
	UNISEX SERVICE TOPS SHORT SLEEVE: WHITE DESIGN 01
	<p>Colour: PANTONE 11-0601 TCX Natural white <u>material</u>:</p> <p>Tropical Mini-Matt Colour No 1 White</p> <p>Size S to 5xl Larger sizes should be made available on request</p> <p>Style: short sleeve with dummy turn-up cuffs.</p> <p>The top section of the garment must provide comfortable space over the upper chest section.</p> <p>Armhole cut-out to sleeve width over the shoulder head ratio should allow free range of motion without pulling across the upper arm. When the armhole is cut out with sufficient depth, arms are allowed to move freely without additional material strain across the upper arms and shoulder blades</p> <p>Slits must be provided on both sides in the side seam of the shirt with a slit length no more than 100mm deep. The slit should have top stitching. This is to make provision for more space at the hips. The shirt should be flared slightly from approximate waistline to hem line. The total difference between waistline circumference and hem circumference should not exceed 100mm. The front and back panel should be cut with a slight curve (back more than front) to ensure a longer section is covering the buttocks.</p> <p>Cuff: cuff width 30mm and must be top stitched for extra strength — 5 mm from the top edge of dummy cuff.</p> <p>Pockets: One (1) patch breast pocket. The pocket must be square.</p>

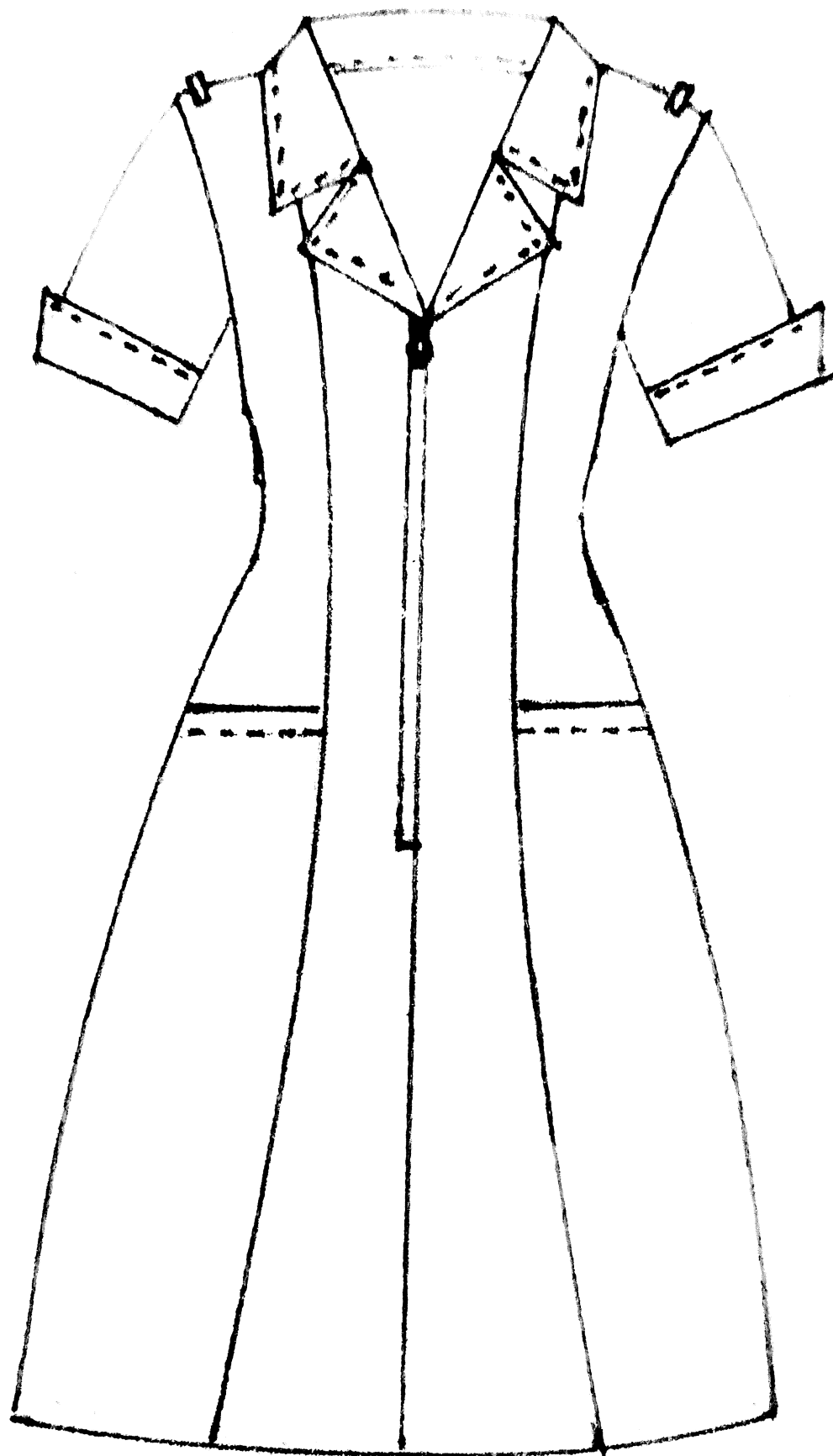
	<p>The sizes of the chest pocket is 100mm wide & 120 mm long.</p> <p>The chest pocket must be placed in line with the under arm seam and centred over the middle shoulder top stitching on the left front panels. There shall be left (l) and right (r) bottom patch pockets on the front of the top. The pockets should be 150mm and 180mm long</p>
	<p>Collar: open glad neck collar. There must be a yoke at the back 100 mm from the bottom of the collar. NB: Collar to be square, not round as in picture provided.</p>
	<p>Logo The logo shall be the nursing lamp and "Department of Health" underneath. It shall be embroidered in gold within an 80x80mm block in the middle of the left breast pocket. Colour Bronze Gold #C9AE5D. (Rayon Thread 120/2 col No 0821 #32) Department of Health shall be in Arial font under the lamp from left to right in a straight line.</p>
	<p>Seam type: Independent safety with over locking - bite to be 10mm. Topstitching is plain stitch which is stitched a foot stitch from edge on the pocket flaps, collar, epaulettes, and hem Thread - ticket no 80. All stress points of the garment must be bar tacked.</p>
	<p>Shoulder loops for epaulettes:</p> <p>2x40mm long 10 mm wide loops must be sown on the sleeve seam and the 2nd one 90mm from the sleeve seam. Loops should be sown 25mm on either side of the shoulder seam. The loop should be sown on the left and right shoulder seam. A white 4-hole button should be inserted onto the shoulder seam at 100mm from the loop. The button should be 20mm in diameter. Minimum number of buttons plus a spare should be 3.</p>
	<p>Pre-production sample required XL</p>

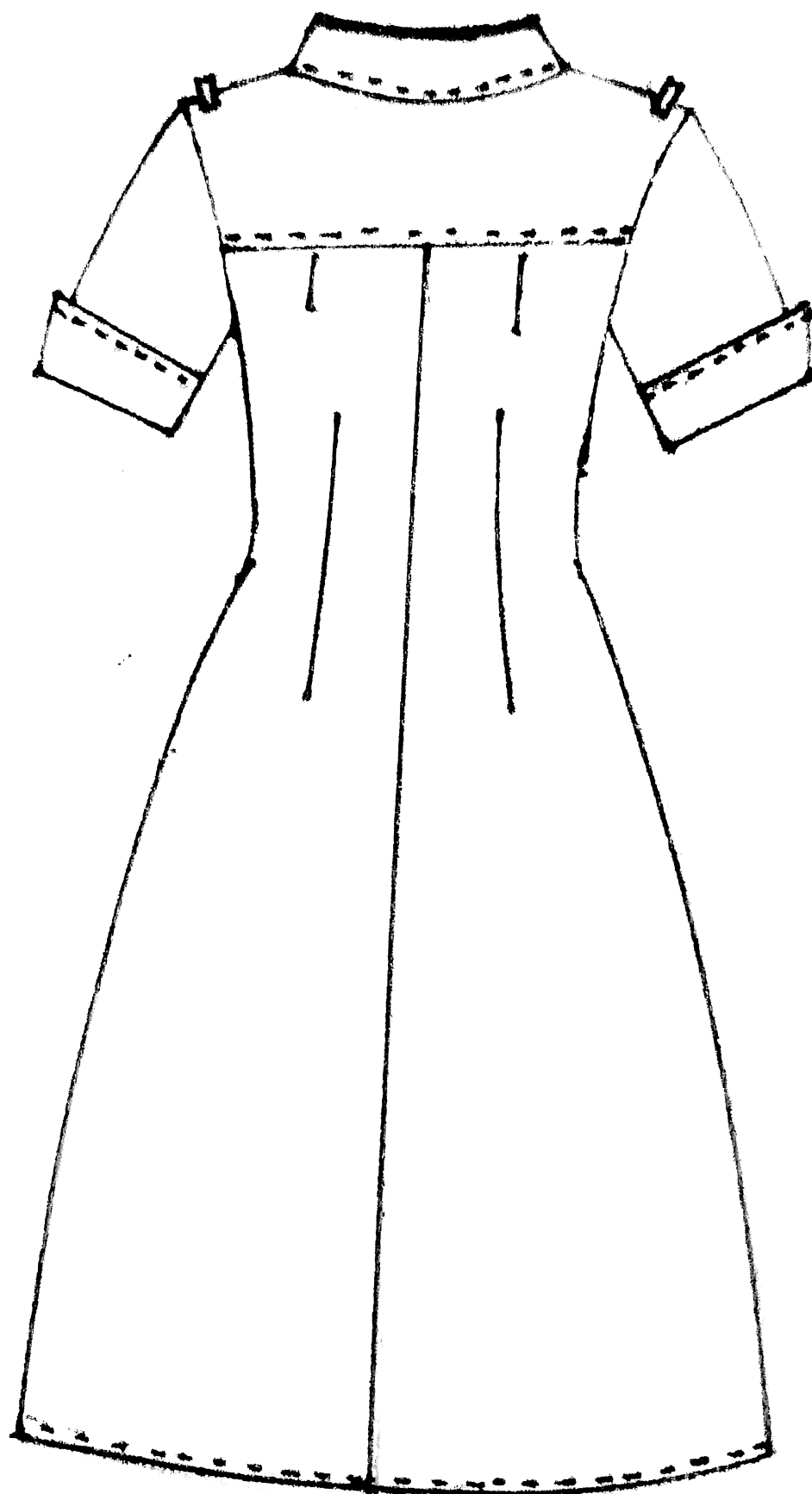
UNISEX TOPS SHORT SLEEVE: DESIGN 02


41	<p>Colour: PANTONE 11-0601 TCX Natural white <u>material</u>:</p> <p>Tropical Mini-Matt Colour No 1 White</p> <p>Size S to 5xl Larger sizes should be made available on request</p> <p>Style: short sleeve with dummy turn-up cuffs</p> <p>The top section of the garment must provide comfortable space over the upper chest section.</p> <p>Armhole cut-out to sleeve width over the shoulder head ratio should allow free range of motion without pulling across the upper arm. When the armhole is cut out with sufficient depth, arms are allowed to move freely without additional material strain across the upper arms and shoulder blades.</p> <p>The shirt should be flared slightly from approximate waistline to hem line. The total difference between waistline circumference and hem circumference should not exceed 100mm. The front and back panel should be cut with a slight curve (back more than front) to ensure a longer section is covering the buttocks.</p> <p>Slits must be provided on both sides in the side seam of the shirt with a slit size no more than 100mm deep. The slit should have top stitching. This is to make provision for more space at the hips.</p> <p>Cuff: cuff width 30mm and must be top stitched for extra strength — 5 mm from the top edge of dummy cuff.</p> <p>Pockets: One (1) patch breast pocket. The pocket must be square. The sizes of the chest pocket is 100mm wide & 120 mm long. The chest pocket must be placed in line with the der- arm seam and centered over the middle shoulder top stitching on the left front panels. There shall be left (1) and right (1) bottom patch pockets on the front of the top. The pockets should be 150mm and 180mm long</p> <p>Collar:NB Collar to be Square, not as in picture provided The shirt shall be a collar-less, button down to</p>
----	---

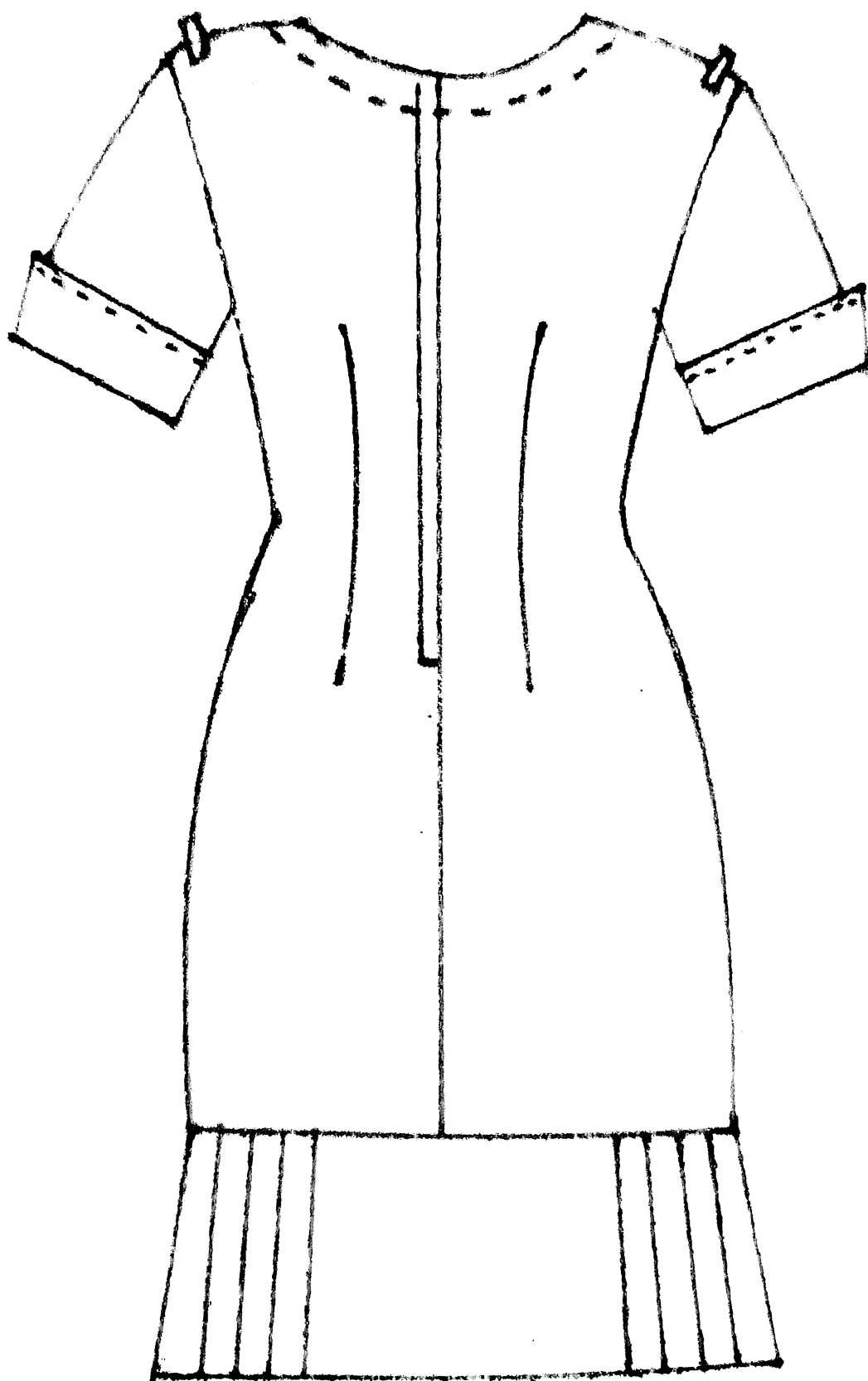
	<p>Logo: The logo shall be the nursing lamp and "Department of Health" underneath. It shall be embroidered in gold within an 80x80mm block in the middle of the left breast pocket. Colour Bronze Gold #C9AE5D. (Rayon Thread 120/2 col No 0821 #32) Department of Hea1th shall be in Arial font, under the lam from left to right in a straight line.</p> <p>Seam type: Independent safety with over locking - bite to be 10mm. Topstitching is plain stitch which is stitched a foot stitch from edge on the pocket flaps, collar, epaulettes, and hem. Thread - ticket no 80. All stress points of the garment must be bar tacked.</p> <p>Shoulder loops for epaulettes</p> <p>2x40mm long 10 mm wide loops must be sown on the sleeve seam and the 2nd one 90mm from the sleeve seam. Loops should be sown 25mm on either side of the shoulder seam. The loop should be sown on the left and right shoulder seam. A white 4-hole button (White) should be inserted onto the shoulder seam at 100mm from the loop. The button should be 20mm in diameter. Minimum number of buttons plus a spare should be 3.</p> <p>Pre-production sample required: XL</p>
--	---






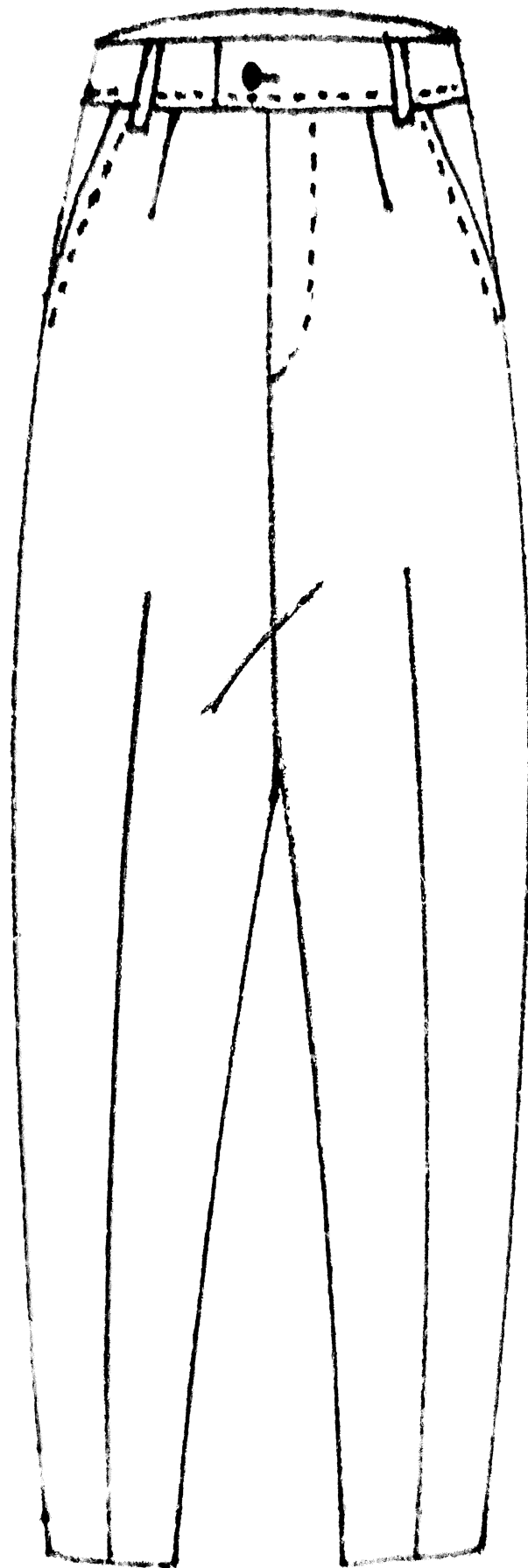








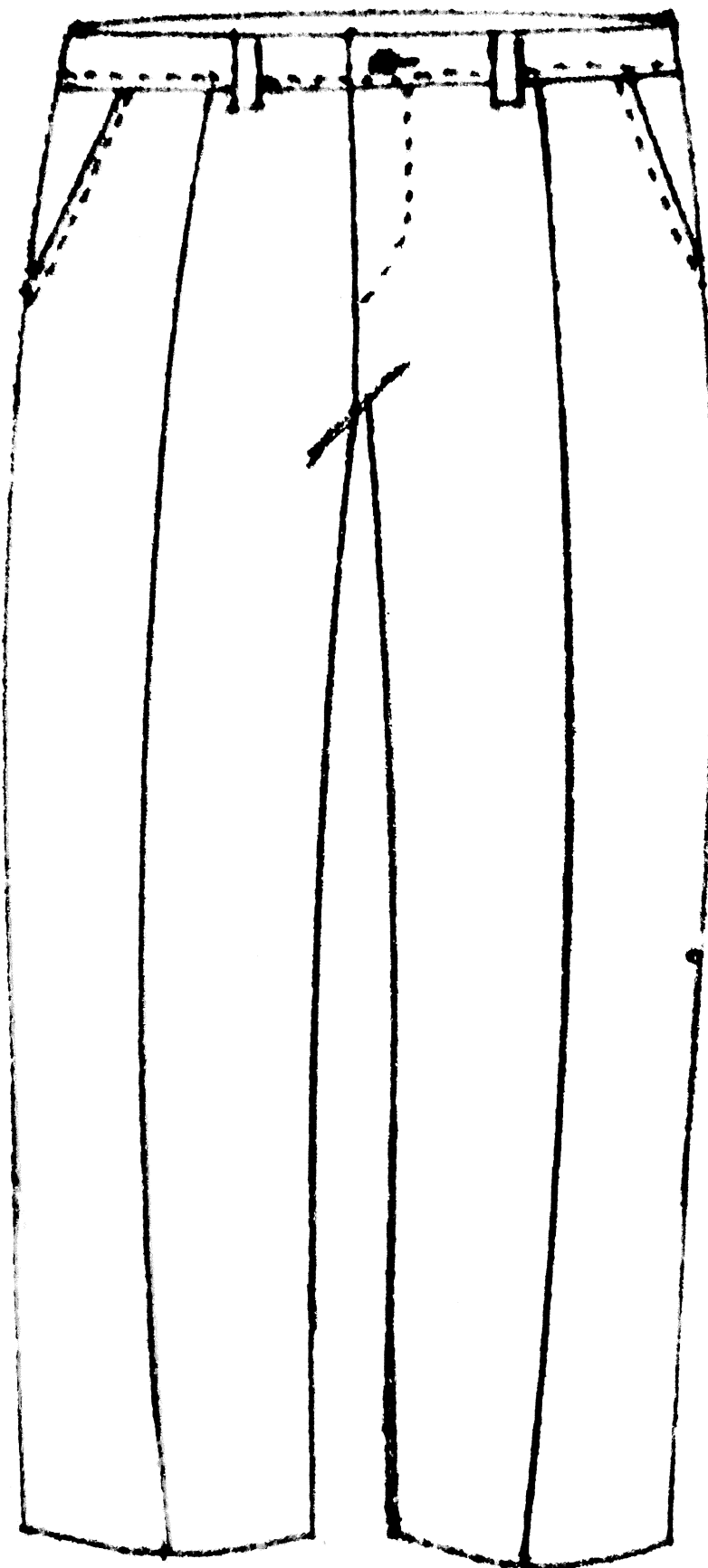





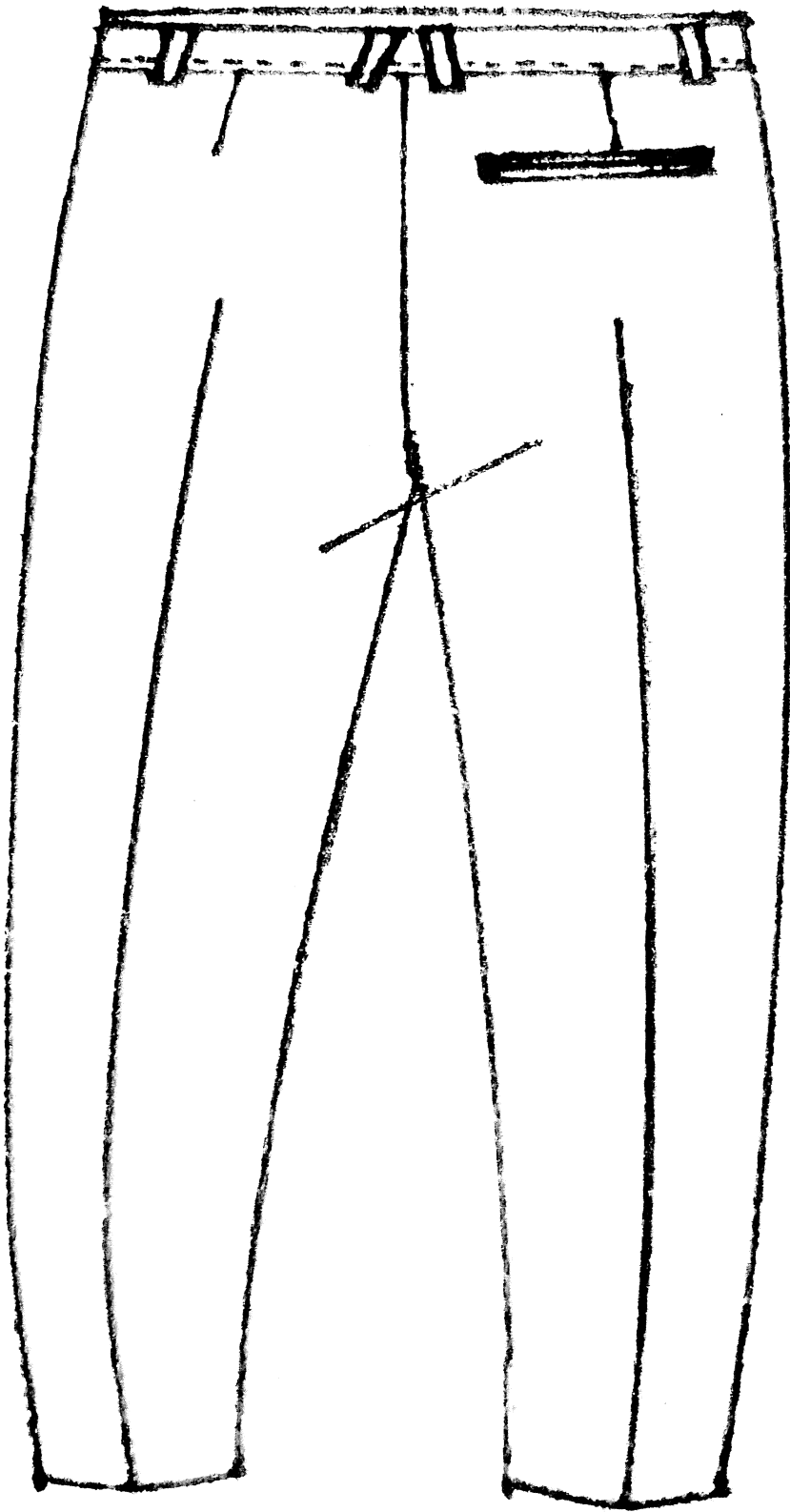




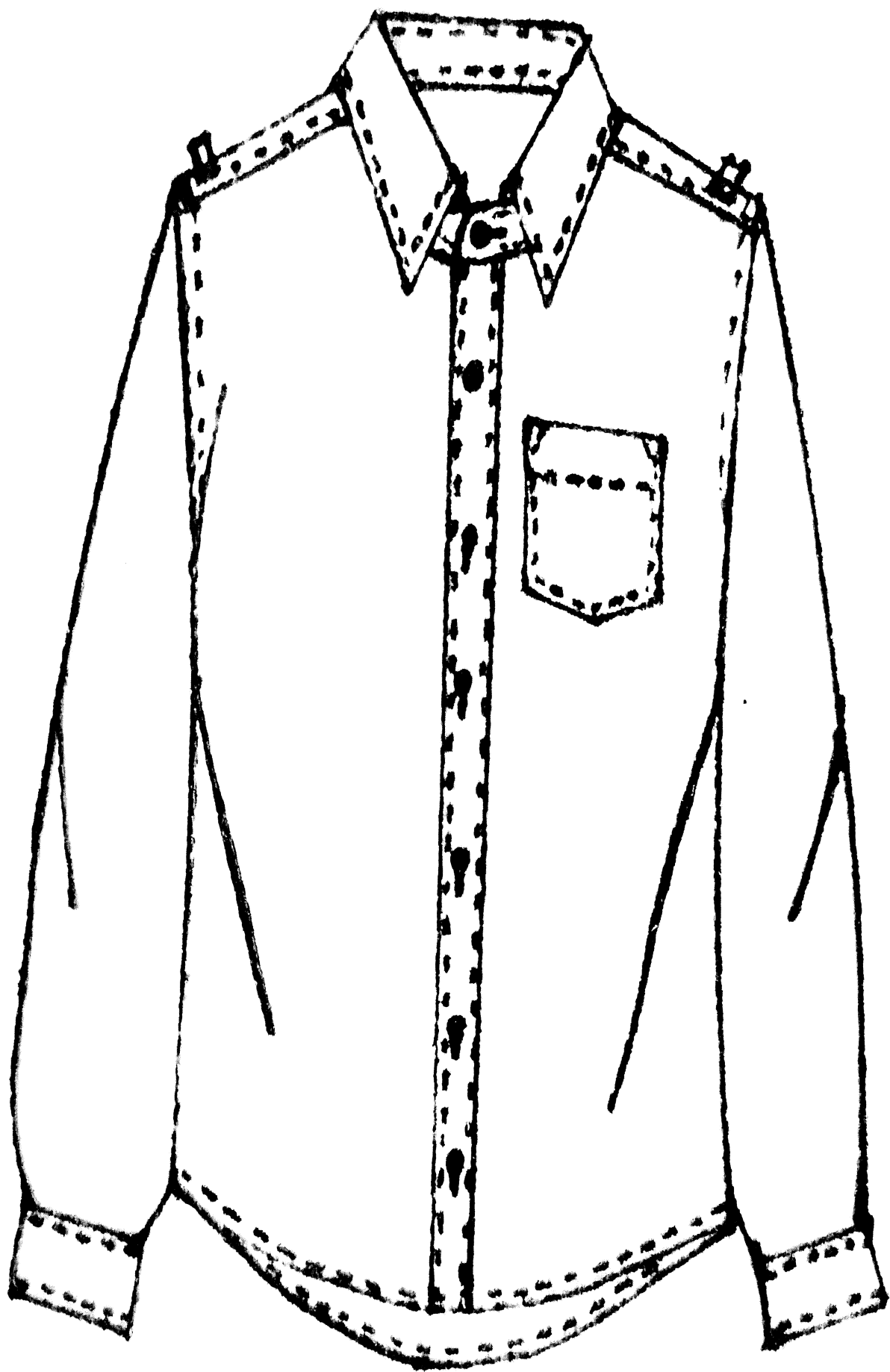


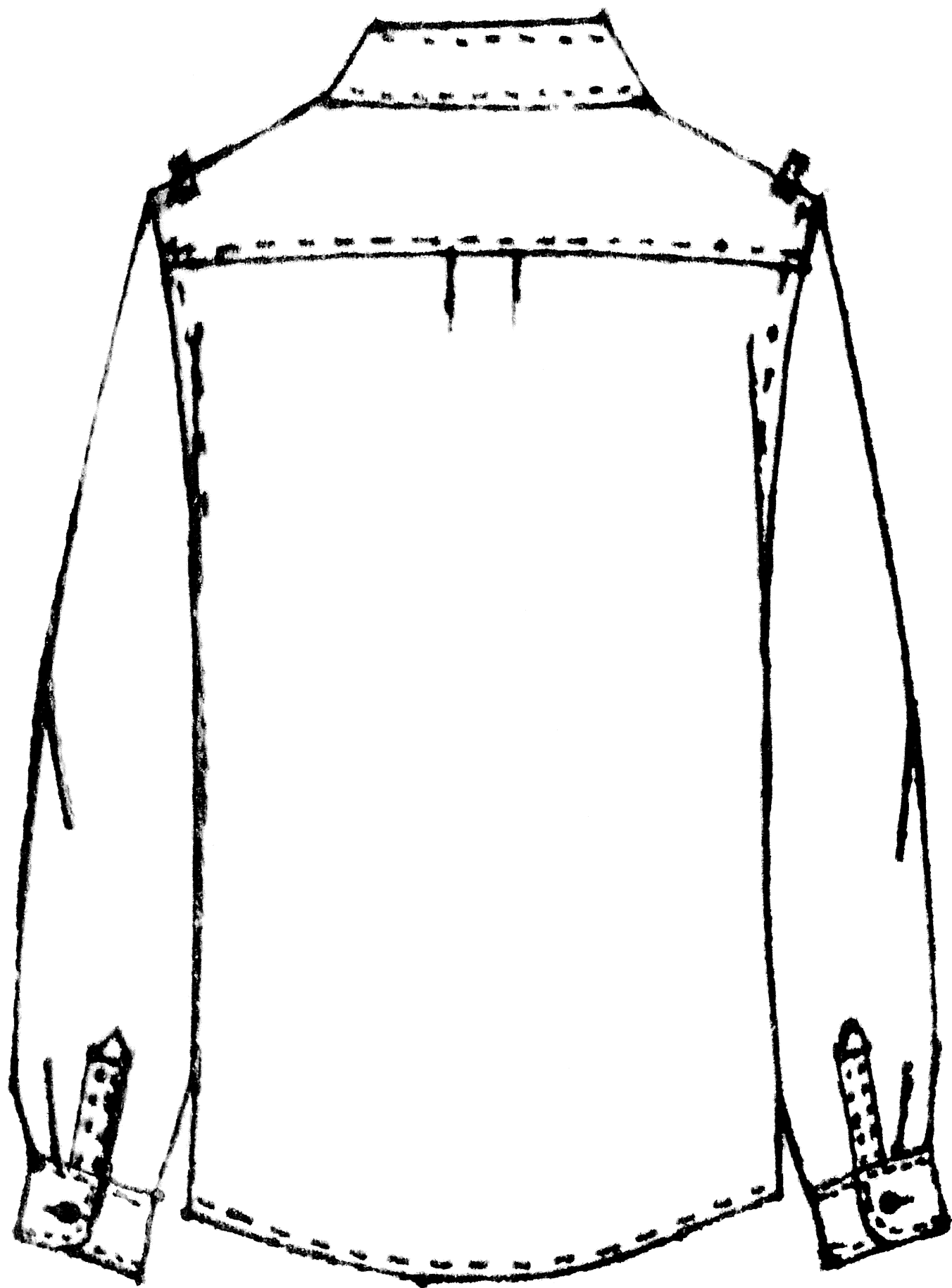


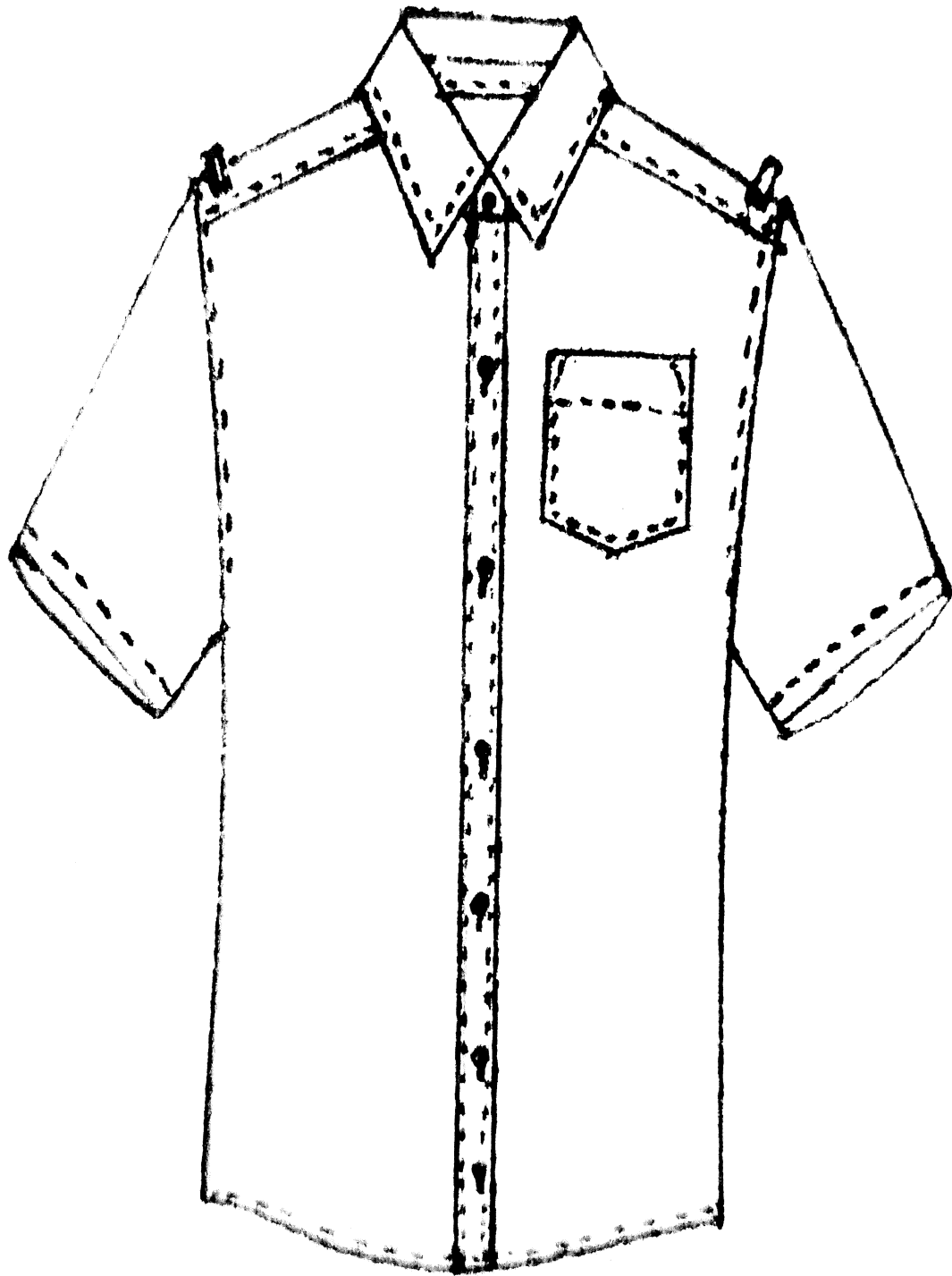


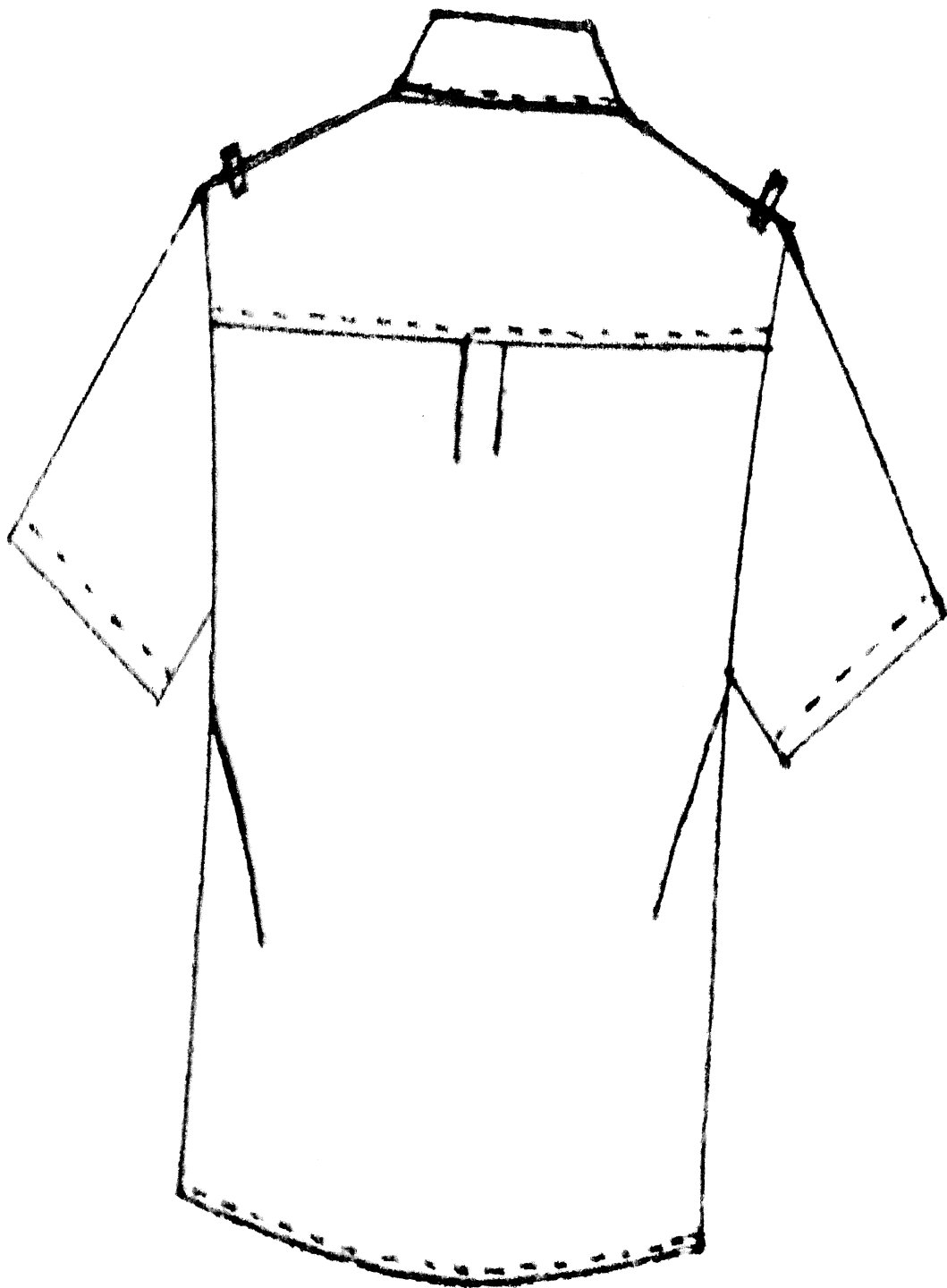


37.1

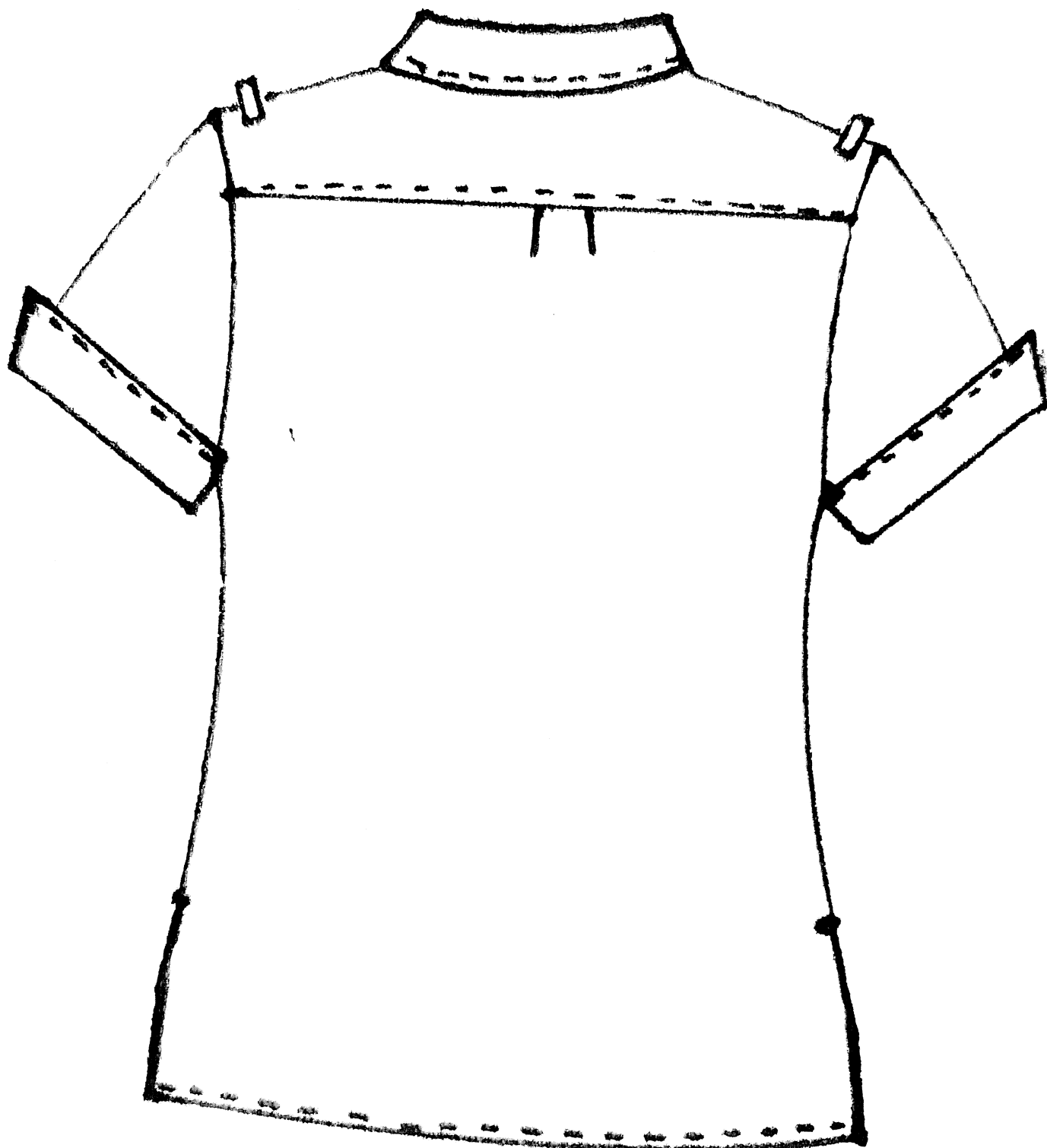


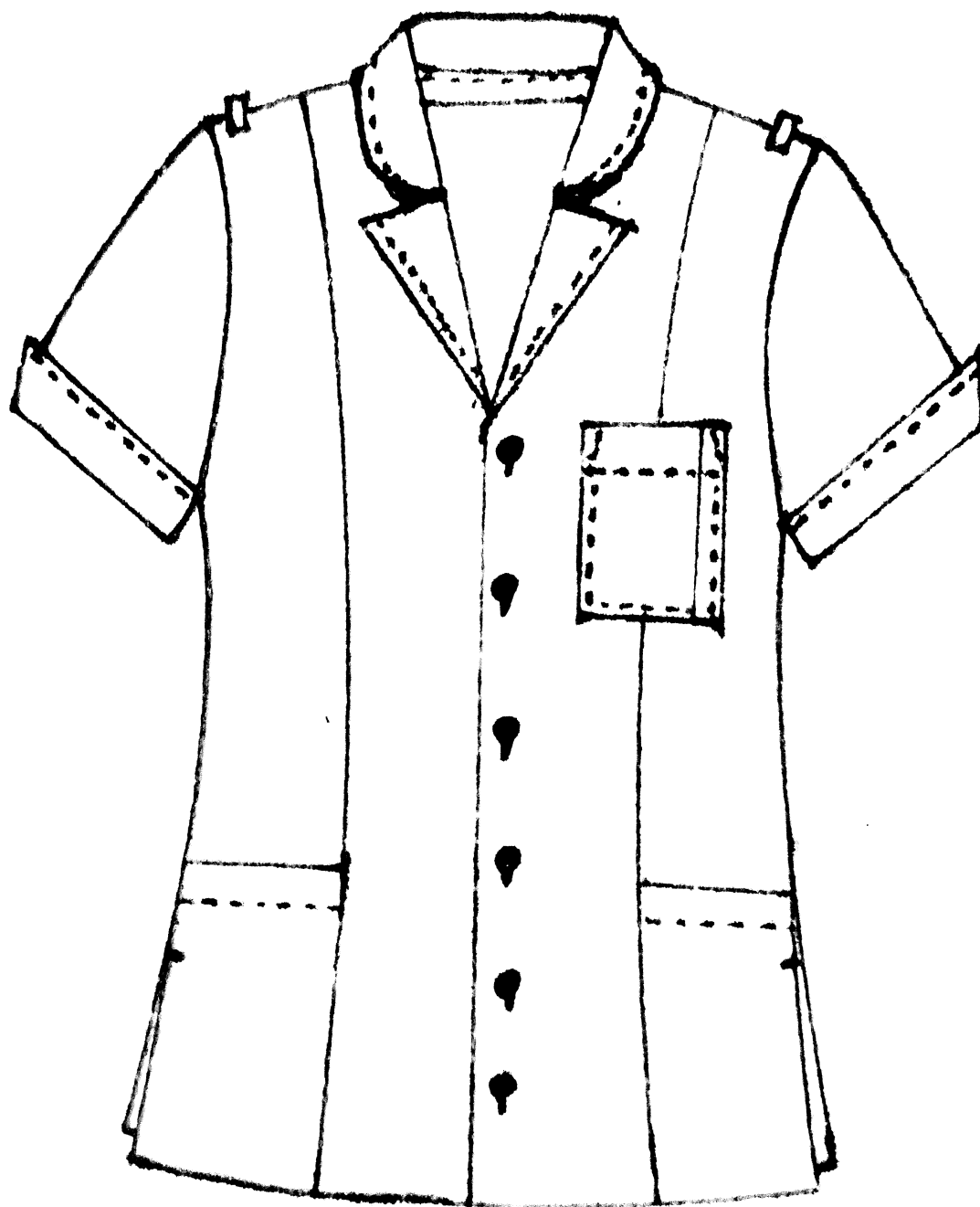


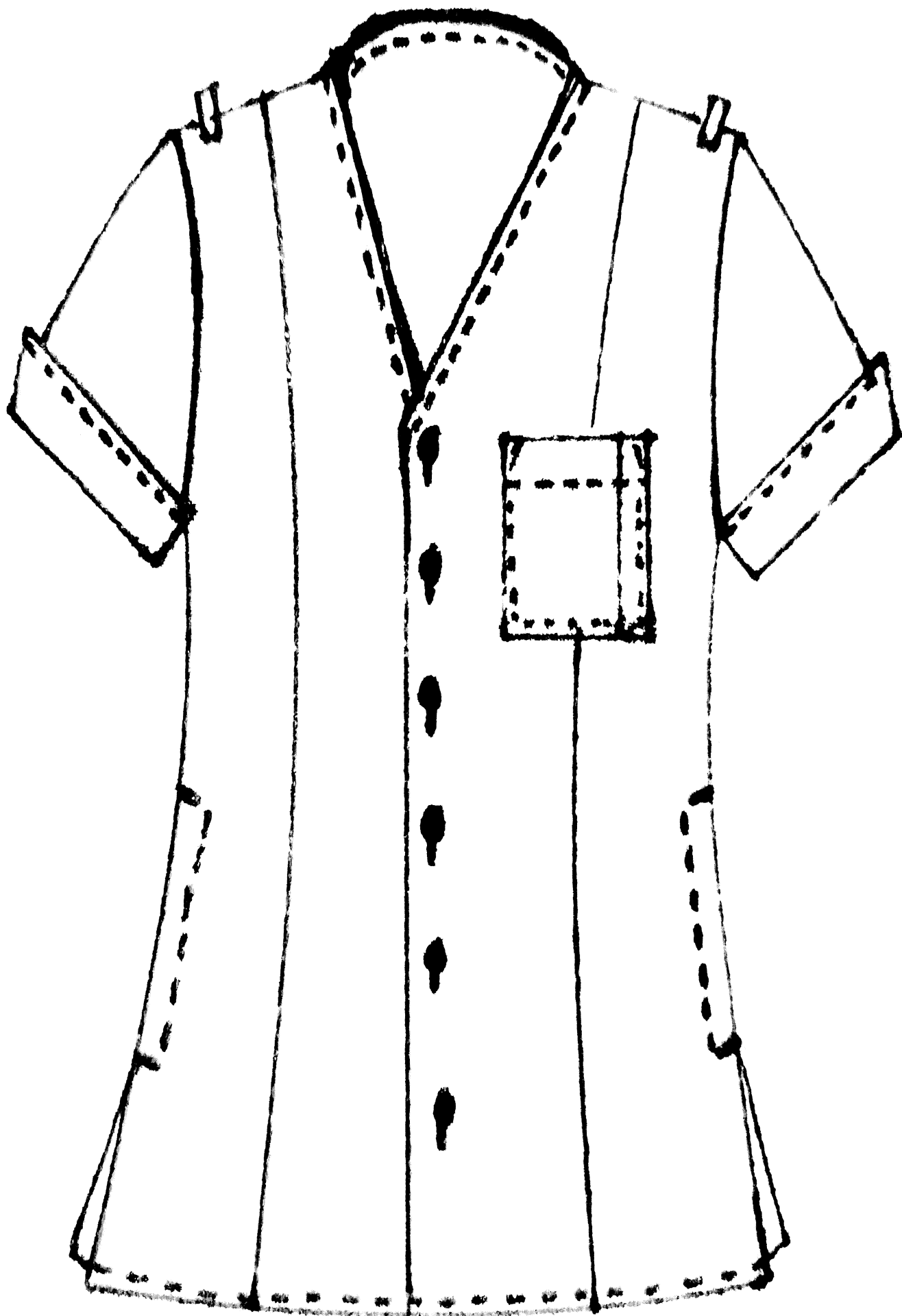


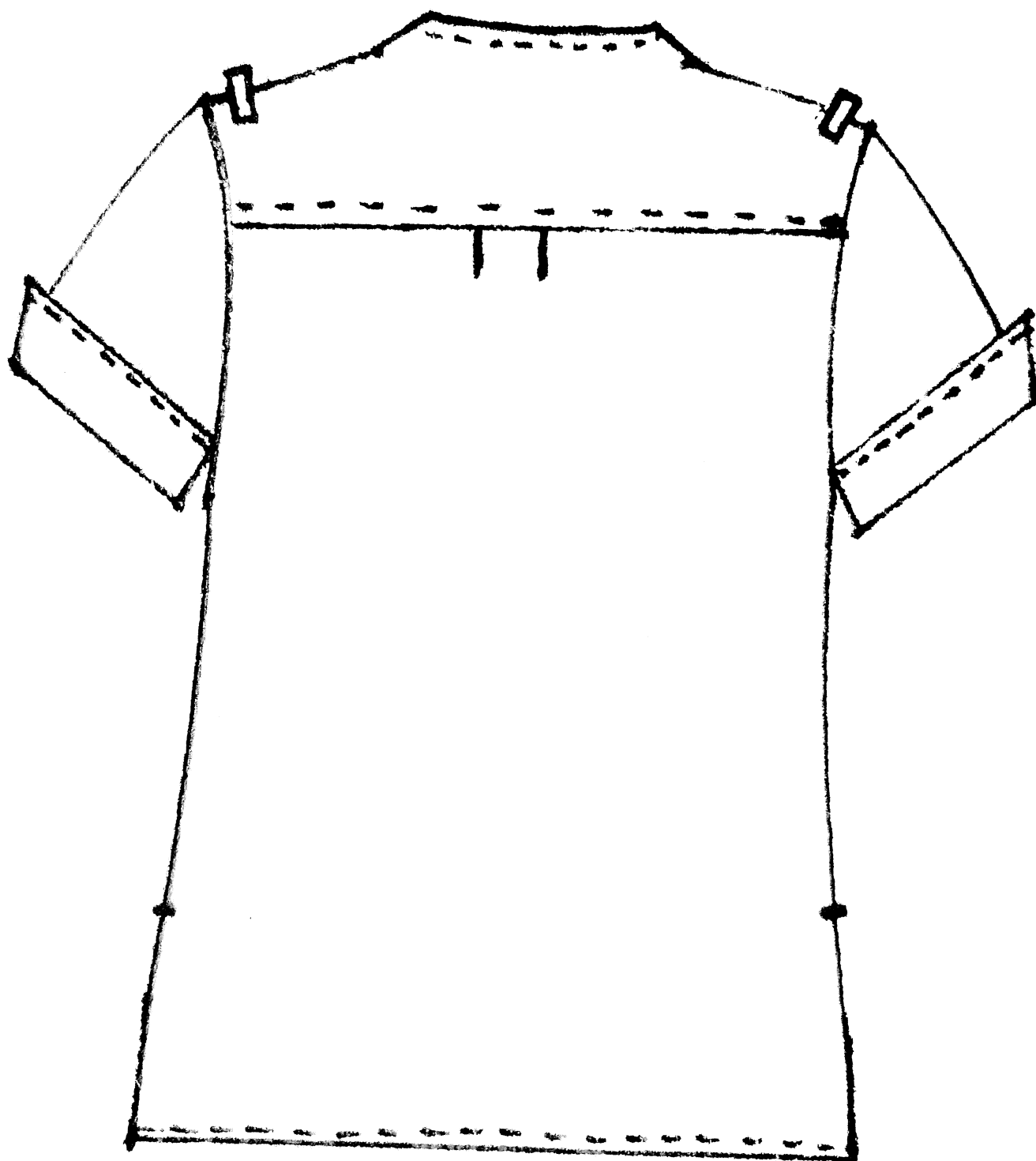


63.1









SPECIFICATION
Prepared for Department of Health Nursing

Leather Belts: Unisex

Colour shall be: Brown Hex #331800

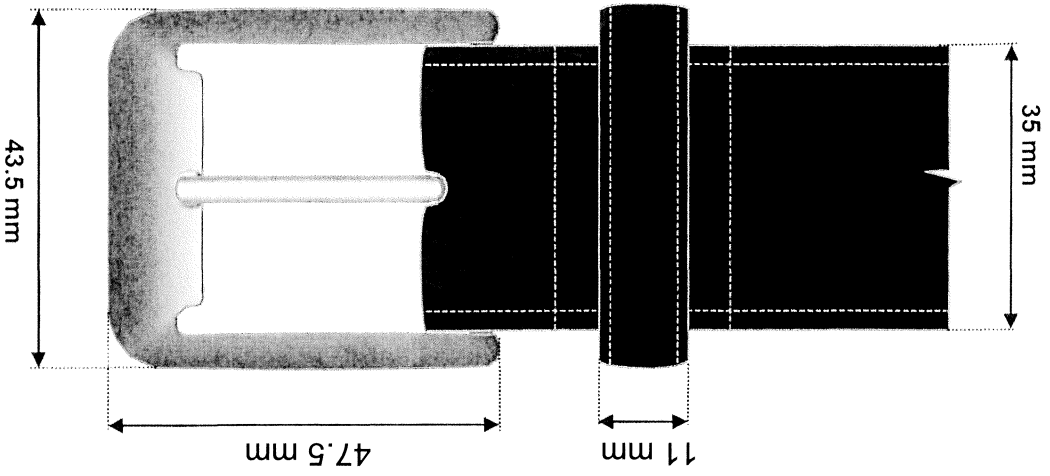
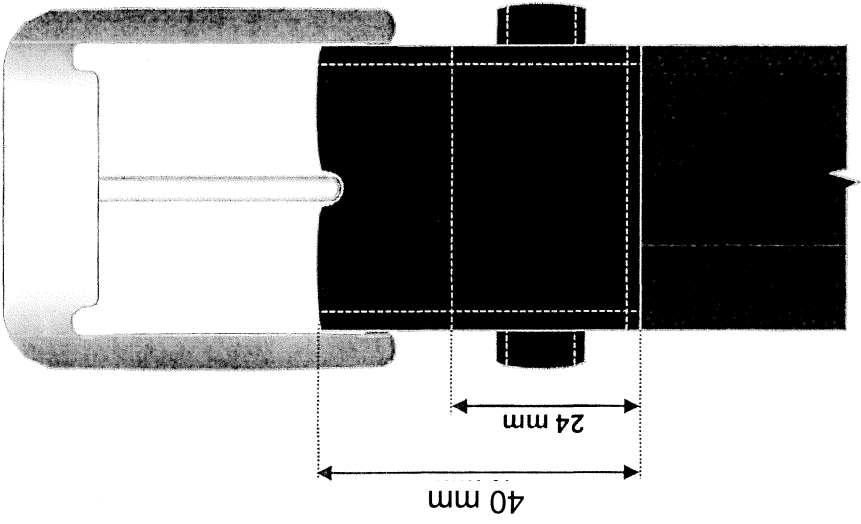
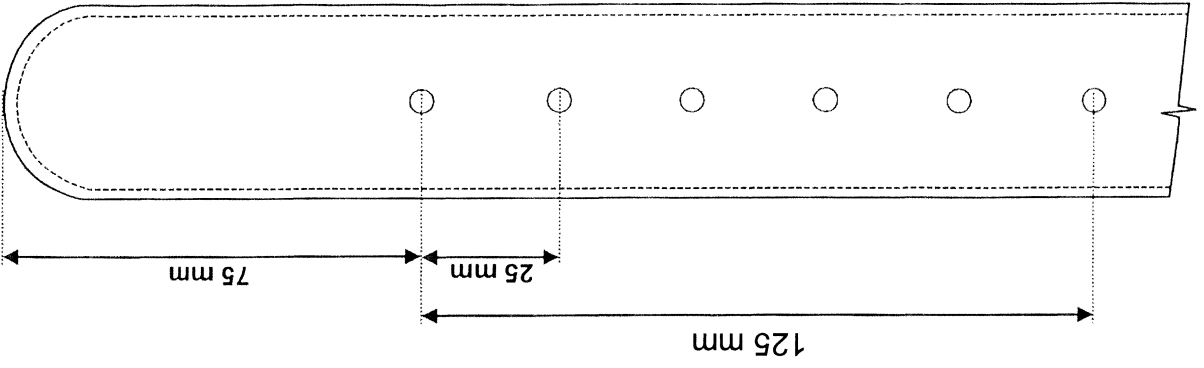
1. Scope
This specification covers the material and make of leather belts for nursing personnel of the Department of health.

2. Definitions & abbreviations
For the purpose of this specification the definitions given in SANS 10371 "Terms and definitions for clothing" and the following shall apply:
acceptable: acceptable to the Department of Health nominal:
subject to the tolerances normal to good manufacturing
practice

SANS: South African National
Standard DOH: Department of
Health

3. style
The style is as follows:

♦ waist belt with rounded front free edge ♦ made of leather. Should not include any synthetic material ♦ matt silver coloured buckle with prong (electroplated) ♦ leather retaining loop



4. Illustrations and dimensions are not to scale and are for guidance only. All measurements are nominal.

5. No materials will be supplied by the Department of Health.

6. Component materials

The following materials shall be supplied and used by the manufacturer. Trim charts shall also be submitted by the manufacturer (see Annex B).

6.1 Outer material

- ◆ to be soft full grain bovine leather ◆ the grain side to be free of blemishes ◆
to be finished on the grain side with an acceptable brown pigment finish ◆
to comply with the requirements specified in Table 1 of SANS 1540: 2015
"Men's and women's leather belts"

6.2 Backing material

- ◆ leather ◆ of nominal thickness 1.5 ± 0.1 mm
- ◆ colour to be an acceptable match to the colour of the outer material ◆ to
comply with the performance requirements as given in table 1

6.3 Interlining ◆ leather

6.4 Threads

- ◆ to be an acceptable polyester, polyamide or polyester and cotton core-
spun ◆ to comply with the requirements of SANS 1362 "Sewing
threads" ◆ colour to be an acceptable match to the colour of the outer
material ticket number to be fit for purpose

6.5 Buckle

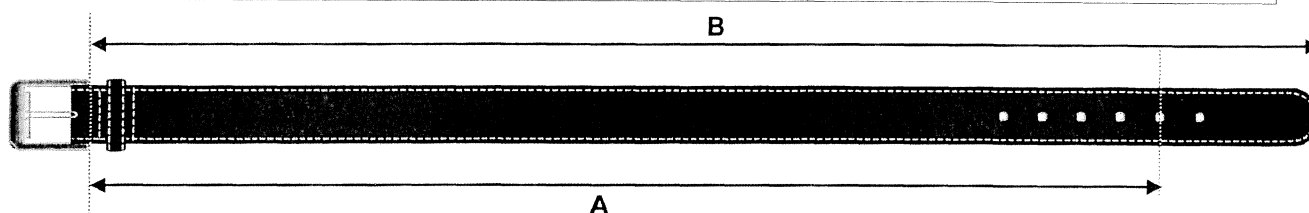
It should be shown (see attached picture for clarity)

7. Sizes

The belts shall be supplied the following sizes:

Table 2 - Sizes

1	2	3
Size designation	Length to 2 nd hole from rounded edge (measured as given in A below)	Total length (measured as given in B below)
30	76 cm	86 cm
34	87 cm	97 cm
38	97 cm	107 cm
42	107 cm	117 cm
46	117 cm	127 cm
48	127cm	137cm
50	137cm	147cm



8. Make

Illustrations are not to scale and are for guidance only, and unless inconsistent with the text, all measurements are nominal.

♦ stitching to be applied 2 mm from the edge at a frequency of 8 stitches per 25 mm ♦ the belt shall have a finished nominal thickness of 4.70 mm ± 0.5 mm

♦ shape and dimensions to be as given in sections 4 and 8 ♦ the one cut end that shall fit into the buckle shall have square corners – the buckle shall be attached to the belt by passing its prong through a slot punched through the leather at a position such as to provide a turnover of approximate length 40 mm, and shall be secured by rows of stitching as shown in section 4 ♦ the other end shall be shaped in such a way that the tip shall be rounded ♦ the belt shall be fitted with a properly secured retaining loop made from leather ♦ six holes, 3 mm in diameter, and 25 mm apart, (measured from centre to centre) shall be punched in the centre of the belt ♦ the edges shall be brown colour like the leather of the belt

The following permanent markings shall be visible on the underside of the belt and shall outlast the service life of the belt:

♦ the size designation ♦ the manufacturer's name and/or trademark ♦ the fibre composition of the materials used ♦ the country where the belt has been manufactured

9. Packing

9.1 The belts shall be:

- ♦ delivered in a commercially dry condition ♦ so packed that they will not be damaged in transit or in storage ♦ individually packed in a plastic envelope of suitable size and shape ♦ unless otherwise specified in the order or contract, acceptably packed for transportation in acceptable bulk containers

9.2 Contents of bulk container:

- ♦ only belts of the same size designation to be packed together in a bulk container ♦ each bulk container shall contain the same amount of belts (per consignment) ♦ the number of belts packed in a bulk container shall always be a factor of ten, e.g. 30, 40 (according to the supplier's discretion)

NOTE: Different sized belts may never be packed together in a bulk container. The last bulk container of EACH SPECIFIC SIZE per consignment may contain QUANTITIES that deviate from the prescribed amount of belts. If this is the case, the supplier will mark this container with a clearly visible red sticker at each outer end of the lid for easy identification.

9.3 Marking

Plastics envelopes

Each envelope to be clearly marked with the following information:

- ♦ the item description ♦ the size designation

Bulk containers

Each bulk container shall have a label securely attached to the outside. This label shall be visible when the containers are stacked and shall provide the information in legible and indelible markings as follows:

- ♦ the manufacturer's name or trade mark or both
- ♦ the order number or contract number ♦ the item description (designation) ♦ the quantity of the item ♦ the size designation of the item ♦ the year of manufacture ♦ the invoice number(s) ♦ the total mass of the packed container

Additional marking

When so required by the DOH, belts, envelopes or containers (or any combination of these) to bear information additional to that specified above.

The following documents contain provisions which, through reference in this text, constitute provisions of this specification. All documents are subject to revision and, since any reference to a document is deemed to be a reference to the latest edition of that document, parties to agreements based on this specification are encouraged to take steps to ensure the use of the most recent editions of the documents indicated below. Information on currently valid national,

international and CKS documents may be obtained from the South African Bureau of Standards¹.

The following standards contain provisions which, through reference in this text, constitute provisions of this specification. All standards are subject to revision and, since any reference to a standard is deemed to be a reference to the latest edition of a standard, parties to agreements based on this specification are encouraged to take steps to ensure the use of the most recent editions of the standards indicated below. Information on currently valid national and international standards may be obtained from the Bureau of Standards.

ASTM D2261-13, Standard Test Method for Tearing Strength of Fabrics by the Tongue (Single Rip) Procedure (Constant-Rate-of-Extension Tensile Testing Machine).

DIN 53351-2003, Testing of artificial leather and similar shut materials - Behaviour at permanent folding (Flexometer-method).

SANS 1362, Sewing threads.

SANS 136:1988/ISO 1458: 1988 (SABS ISO 1458), Metallic coatings - Electrodeposited coatings of nickel.

SANS 1540:2015, Men's and women's leather belts.

ANNEX

A(Normative)

Plating requirements

Polishing

A. 1

The polishing shall:

- ◆ be carried out prior to the plating of the buckles
- ◆ be carried out until an acceptable smooth and even surface is obtained

A.2 Electroplating

The significant surface, reverse of buckle and prongs shall be electroplated with the following

A.2.2 Nickel Electroplating

- ◆ be electroplated with a uniform deposit ◆ nickel plating to comply with the requirements as given in SANS 136:1988/ ISO 1458: 1988 ◆ acceptable match to the colour of the sample held by the South African Revenue Service ◆ have no contact marks from the electroplating process ◆ render a clean surface ◆ adhere firmly to the base metals ◆ when viewed at a distance of 350 mm, be free from the following defects - blisters, pits, roughness, cracks, stains, discolouration, mechanical damage

The thickness of the coating shall be:

- ◆ 5µm at any point

ANNEX

B(Normative)

GENERAL

B-1.1 Unless otherwise stated, the South African Bureau of Standards shall be the inspecting authority.

B-1.2 Three pre-production sample belts of different size designations, shall have been inspected, tested and approved by the inspecting authority before bulk production is commenced. Each one of these sample belts shall be accompanied by a trim chart containing a sample of each component material (as given in 6) and the relevant certificates (if relevant). It shall be the duty of the manufacturer to give adequate notice to the inspecting authority of the availability of these samples.

The belts shall be subject to inspection during the course of manufacture. The inspector shall, during normal working hours, be given all reasonable facilities for carrying out his duties and shall have the right of entry into the contractor's factory and the factory or works of any subcontractor where work on belts supplied to this specification may be in progress

The contractor shall inspect the finished belts for compliance with the specification before submitting them to the inspecting authority for final inspection.

B-1.5 Before acceptance, the belts shall have been inspected and tested by the inspecting authority and found to comply with the requirements of the specification.

- DOCUMENTATION

One container of each consignment shall be marked "DOCUMENTS" and in addition to the belts, shall contain the following:

- a) The packaging slip or delivery note;
- b) where applicable the inspection certificate(s);
- c) a copy of the invoice containing the following information:
 - the order number
 - the financial authority number . a full description of the consignment, i.e., quantity, etc

CKS 129 Colours

Due to the fact that colours can change over a period of time, any colour standard which has been registered for a period of SEVEN YEARS or more shall be considered obsolete. These standards shall then be allocated an archived status (as opposed to current status) and reregistration shall be required.

ANNEX

C(Normative)

A. The following scenarios require a submission of leather from the successful tenderer:

1. A c010Ur standard is archived.
2. First time registration is required (CKS 129 colour number does not exist).
3. Colour swatch stock at the SABS is no longer available.

B. Requirements for the submission of leather as identified in A:

1. . The colour shall be as agreed upon between the DOH and the successful tenderer.
2. The fabric shall be used to make new colour swatches which shall be the responsibility of the SABS.
3. The cost of the three metres of fabric shall be incorporated in the relevant tender submission.

NURSES UNIFORM PRICE LIST

DESCRIPTION:		FEMALE MANAGER BLOUSE (SHORT SLEEVE) : WHITE
Item Number	Item Description	Price for Year 1
1	<p>Colour: PANTONE 11-0601 TCX Natural white. <u>Material:</u> School Tex Colour Number Nol white</p> <p>Size XS to 5xl Larger sizes are to be made available upon request.</p>	
	Style: Female blouse short sleeve with dummy turn up cuffs	
	The top section of the garment must provide comfortable space over the upper chest section. Manufacturer should be cognizant of the accepted differences between front and back panels on a female shirt. Front panels are usually longer when measured from shoulder to hem and excess length absorbed in an under- arm dart running horizontal from side seam, approximately 30mm below the underarm / sleeve junction. The tops must be cut on a ladies' pattern.	
	Armhole cut-out to sleeve width over the shoulder head ratio should allow free range of motion without pulling across the upper arm. When the armhole is cut out with sufficient depth, arms are allowed to move freely without additional material strain across the upper arms and shoulder blades.	
	The top should be flared slightly from approximate waistline to hem line. The total difference between waistline circumference and hem circumference should not exceed 100mm. The front and back panel should be cut with a slight curve (back more than front) to ensure a longer section is covering the buttocks.	
	Slits must be provided on both sides in the side seam of the top with a slit length no more than 60mm deep. The slit should have top stitching. This is to make provision for more space at the hips and to provide a feminine look to the garment.	
	Cuff: cuff width 30mm and must be top stitched for extra strength — 5 mm from the top edge of dummy cuff.	
	Pockets: One (1) patch breast pocket. The pocket must be square. The sizes of the chest pocket is 80-100mm wide & 120 mm long. The chest pocket must be placed in line with the under arm seam and centred over the middle shoulder top stitching on the left front panels.	
	Collar: open glad neck collar. The collar must be reinforced with Vilene for strength and to ensure that it does not pucker	

	<p>Buttons: White. The top button must start just below the glad neck collar. The space between the buttons must not be more than 60 mm apart, thus there will be at least one extra button per shirt. Buttons should be placed on the left panel of the shirt. Button overlap must be a minimum of 35mm</p>	
	<p>Logo The logo shall be the nursing lamp and "Department of Health" underneath. It shall be embroidered in gold within an 80x80mm block in the middle of the left breast pocket. Colour Bronze Gold #C9AE5D. (Rayon Thread 120/2 col No 0821 #32) Department of Health shall be in Arial font under the lamp from left to right in a straight line.</p>	
	<p>Seam type Independent safety with over locking - bite to be 10 mm Topstitching is plain stitch which is stitched a foot stitch from edge on the pocket flaps, collar, epaulettes, and hem Thread - ticket no 80 All stress points of the garment must be bar tacked</p>	
	<p>Shoulder loops for epaulettes 2x40mm long 10 mm wide loops must be sown on the sleeve seam and the 2nd one 90mm from the sleeve seam. Loops should be sown 25mm on either side of the shoulder seam. The loop should be sown on the left and right shoulder seam. A white 4-hole button should be inserted onto the shoulder seam at 100mm from the loop. The button (White) should be 20mm in diameter. Minimum number of buttons plus as are should be 3.</p>	
	<p>Pre-production sample required Size XL</p>	

DESCRIPTION: FEMALE MANAGER BLOUSE (LONG SLEEVE) : WHITE		
Item Number	Item Description	Price for Year 1
2	<p>Colour: PANTONE 11-0601 TCX Natural white material: School Tex Colour Number Nol white Size XS to 5xl Larger sizes are to be made available upon request.</p>	
	Style: Female blouse long sleeve with dummy turn up cuffs	
	The top section of the garment must provide comfortable space over the upper chest section. Manufacturer should be cognizant of the accepted differences between front and back panels on a female shirt. Front panels are usually longer when measured from shoulder to hem and excess length absorbed in an under-arm dart running horizontal from side seam, approximately 30mm below the underarm / sleeve junction. The tops must be cut on a ladies' pattern.	
	Armhole cut-out to sleeve width over the shoulder head ratio should allow free range of motion without pulling across the upper arm. When the armhole is cut out with sufficient depth, arms are allowed to move freely without additional material strain across the upper arms and shoulder blades.	
	The top should be flared slightly from approximate waistline to hem line. The total difference between waistline circumference and hem circumference should not exceed 100mm. The front and back panel should be cut with a slight curve (back more than front) to ensure a longer section is covering the buttocks.	
	Slits must be provided on both sides in the side seam of the top with a slit length no more than 60mm deep. The slit should have top stitching. This is to make provision for more space at the hips and to provide a feminine look to the garment.	
	Cuff: barrel cuff width 60mm and must be top stitched for extra strength. The cuff must have 2 two-hole buttons each 40 mm apart 1 st button at 15mm and second at 35mm. Final circumferential measure of cuff when closed (button-up) should measure a minimum of 220mm	
	Collar: open glad neck collar. The collar must be reinforced with Vilene for strength and to ensure that it does not pucker	
	Buttons: White. The top button must start just below the glad neck collar. The space between the buttons must not be more than 60 mm apart, thus there will be at least one extra button per shirt. Buttons should be placed on the left panel of the shirt. Button overlap must be a minimum of 35mm	

	<p>Logo The logo shall be the nursing lamp and "Department of Health" underneath. It shall be embroidered in gold within a 80x80mm block in the middle of the left breast pocket. Colour Bronze Gold #C9AE5D. (Rayon Thread 120/2 col No 0821#32) Department of Health shall be in Arial font under the lam from left to right in a straight line.</p>	
	<p>Seam type Independent safety with over locking - bite to be 10mm Topstitching is plain stitch which is stitched a foot stitch from edge on the pocket flaps, collar, epaulettes, and hem Thread - ticket no 80 All stress points of the garment must be bar tacked</p>	
	<p>Shoulder loops for epaulettes 2x40mm long 10 mm wide loops must be sown on the sleeve seam and the 2'ld one 90mm from the sleeve seam. Loops should be sown 25mm on either side of the shoulder seam. The loop should be sown on the left and right shoulder seam. A white 4-hole button should be inserted onto the shoulder seam at 1001nm from the loop. The button (White) should be 20m1n in diameter. Minimum number of buttons lus a s are should be 3.</p>	
	<p>Pre-production sample required. Size XL</p>	

DESCRIPTION: FEMALE CARDIGAN: MAROON		
Item Number	Item Description	Price for Year 1
3	Colour: Hex : #3c0008 <u>material</u> : Wool (Cotton - Polyester) Maroon Size S - 5)<L Larger sizes to be made available when requested, as per orders	
	Style: flat wool woven, stretch, long sleeve, cardigan The material or wool can be a cotton-polyester blend with long fibers which makes the jersey less prone to piling and static this blend offers durability and maintains the shape of the jersey for Longer.	
	Cuff: Ribbed cuff length 60mm both panels of the jersey	
	Sleeve: Plain Maroon with ribbed cuffs	
	Pockets: One inside pocket on each panel 160mm depth and 120mm wide, opening of pocket should have 10mm thin ribbing bar tacked on each end for extra strength.	
	Collar: Shawl neckline	
	Buttons: Maroon. The jersey can be closed by means of buttons. The first button must start immediately at the end of the shawl opening mid-chest. There must be a minimum of 5 front buttons (not for as in picture) 20mm diameter, 80mm apart. A two-four-hole button can be used. The buttons must be the same shade as the jersey and must be made of melamine. Buttons should be placed on the left as per standard for female clothing	
	Logo The logo shall be the nursing lamp and "Department of Health" underneath. It shall be embroidered in gold within an 80x80cm block in the middle of the left breast pocket. Colour Bronze Gold #C9AE5D. (Rayon Thread 120/2 col No 0821 #32) Department of Health shall be in Arial font under the lamp from left to right in a straight line.	
	Pre-production sample required XL	

DESCRIPTION FEMALE A-LINE DRESS WITH ZIP : WHITE		
Item Number	Item Description	Price for Year 1
4	<p>Colour: PANTONE 11-0601 TCX Natural white Tropical Mini-Matt Colour 1 White Size XS -5XL Larger sizes to be made available on request</p>	
	Style: Female A-line dress with zip	
	<p>The dress must be normal standard length corresponding with size. Closed end ykk zip at the front of the dress 400mm towards the waist. Zip should be the colour of the dress. The zip lining shall be the same as the dress fabric. Panels:</p> <ul style="list-style-type: none"> • Front 2panels on either side of the zip • Back 3 panels 	
	Collar: open square glad neck collar. The collar must be reinforced with Vilene for strength and to ensure that it does not pucker	
	<p>Pockets: 1 patch pocket on left lapel of dress. The pocket should be 120mm long and 100mm wide. Should be in line with underarm seam and centred over the first and second dress panel. The top of the pocket should have a double seam of 30mm.</p> <p>2 patch pockets, 1 on either side of the dress on the left and right outer panel. The pocket should be in line with the bottom part of the zip. Pocket should be 120mm wide and 150mm deep/wide. The tops of the pockets should have a double seam of 30mm.</p>	
	Sleeves: short sleeve standard length with 30mm turn up (dummy cuff) double stitching	
	<p>Shoulder loops for epaulettes 2x40mm long 1 Omm wide loops must be sown on the sleeve seam and the 2nd one 90mm from the sleeve seam. Loops should be sown 25mm on either side of the shoulder seam. The loop should be sown on the left and right shoulder seam. A white 4-hole button should be inserted onto the shoulder seam at 100mm from the loop. The button should be 20mm in diameter. Minimum number of buttons plus a spare should be 3. Button must be the same colour as the garment.</p>	
	<p>Seam type: independent safety with over locking - bite to be 10mm Twin needle topstitching is plain stitch which is stitched a foot stitch from the edge on the pocket, collar, and hems. The hem of the dress should be 20mm. Thread - ticket no 80 There must be a minimum of 5 stitches er 10 mm</p>	
	<p>Logo The logo shall be the nursing lamp and "Department of Health" underneath. It shall be embroidered in gold within an 80x80mm block in the middle of the left breast pocket. Colour Bronze Gold #C9AE5D. (Rayon Thread 120/2 col No 0821 #32) Department of Health shall be in Arial font under the lam from left to right in a straight line.</p>	

	I stress points of the garment must be bar tacked	
	Finishing and pressing — all loose threads shall be removed. Dress seams must be pressed completely and properly with the side and back seams, pressed open.	
	Pre-production sample required size Size: XL	

DESCRIPTION FEMALE TUNIC STYLE PLEATED DRESS : WHITE		
Item Number	Item Description	Price for Year 1
5	<p>Colour: PANTONE 11-0601 TCX Natural white mate-Hal: Tropical Mini-Matt Colour 1 White</p> <p>Size XS -5XL Larger sizes to be made available on request</p>	
	Style: Female tunic style pleated dress	
	<p>The dress must be normal standard length corresponding to the size</p> <p>Closed end ykk zip at the back of the dress 400mm towards the waist. Zip should be the colour of the dress. The zip lining shall be the same as the dress fabric.</p> <p>The dress shall 10 side pleats on both sides of hem. 5 pleats on the front panel and 5 pleats on the back panel. Pleats must be 20mm wide and 120mm long The dress shall have front and back darts standard for the dress size</p>	
	Collar: open square fronted neckline.	
	<p>Pockets:</p> <p>1 Patch pocket on left lapel of dress. The pocket should be 120mm long and 100mm wide. Should be in line with underarm seam. The top of the pocket should have a double seam of 30mm.</p> <p>2 Patch pockets, 1 on either side of the dress. The pocket should be +/- 20mm below the waist. Pocket should be 120mm wide and 150mm deep/wide. The tops of the pockets should have a double seam of 30mm.</p>	
	Sleeves: short sleeve standard length with 30mm turn up (dummy cuff) double stitching	
	<p>Shoulder loops for epaulettes</p> <p>2x40mm long 10 mm wide loops must be sown on the sleeve seam and the 2nd one 90mm from the sleeve seam. Loops should be sown 25mm on either side of the shoulder seam. The loop should be sown on the left and right shoulder seam. A white 4-hole button should be inserted onto the shoulder seam at 100mm from the loop. The button should be 20mm in diameter. Minimum number of buttons plus a spare should be 3. Button must be the same colour as the garment.</p>	
	<p>Seam type: independent safety with over locking - bite to be 10mm</p> <p>Twin needle topstitching is plain stitch which is stitched a foot stitch from the edge on the pocket, collar, and hems. The hem of the dress should be 20mm. Thread - ticket no 80 ere must be a minimum of 5 stitches per 10 mm</p>	
	<p>Logo</p> <p>The logo shall be the nursing lamp and "Department of Health" underneath. It shall be embroidered in gold within an 80x80mm block in the middle of the left breast pocket.</p> <p>Colour Bronze Gold #C9AE5D. (Rayon Thread 120/2 col No 0821 #32)</p> <p>Department of Health shall be in Arial font under the lamp from left to right in a straight line.</p>	
	All stress points of the garment must be bar tacked	
	<p>Finishing and pressing — all loose threads shall be removed.</p> <p>dress seams must be pressed completely and properly with the side and back seams, dressed</p>	
	Pre-production sample required Size:XL	

FEMALE STRAIGHT CUT TUNIC STYLE DRESS WITH SQUARE NECKLINE: WHITE		
DESCRIPTION		
Item Number	Item Description	Price for Year 1
6	<p>Colour: PANTONE 11-0601 TCX Natural white Material: Tropical Mini-Matt Colour I White</p> <p>Size XS -5XL Larger sizes to be made available on request</p>	
	Style: Female straight cut tunic style dress with square neckline	
	<p>The dress must be normal standard length corresponding to the size. Closed end ykk zip at the back of the dress 400mm towards the waist. Zip should be the colour of the dress. The zip lining shall be the same as the dress fabric.</p> <p>The dress shall have front and back darts standard to the dress size</p> <p>The dress must be cut on a ladies' pattern as per the demographic area of the country</p>	
	Collar: open square neckline.	
	<p>Pockets: 1 patch pocket on left lapel of dress. The pocket should be 120mm long and 100mm wide. Should be in line with underarm seam</p> <p>The top of the pocket should have a double seam of 30mm.</p> <p>2 patch pockets, 1 on either side of the dress on the left or right. The pocket should be start 20mm below the waist. Pocket should be 120mm wide and 150mm deep/wide. The tops of the pockets should have a double seam of 30mm.</p>	
	Sleeves: short sleeve standard length with 30mm turn up (dummy cuff) double stitching	
	<p>Shoulder loops for epaulettes</p> <p>2x40mm long 10 mm wide loops must be sown on the sleeve seam and the 2nd one 90mm from the sleeve seam. Loops should be sown 25mm on either side of the shoulder seam. The loop should be sown on the left and right shoulder seam. A white 4-hole button should be inserted onto the shoulder seam at 100mm from the loop. The button should be 20mm in diameter. Minimum number of buttons plus a spare should be 3. Button must be the same colour as the garment.</p>	
	<p>Seam type: independent safety with over locking - bite to be 10mm</p> <p>Twin needle topstitching is plain stitch which is stitched a foot stitch from the edge on the pocket, collar, and hems.</p> <p>The hem of the dress should be 20mm.</p> <p>Thread - ticket no 80</p> <p>There must be a minimum of 5 stitches per 10 mm</p>	
	<p>Logo</p> <p>The logo shall be the nursing lamp and "Department of Health" underneath. It shall be embroidered in gold within an 80x80mm block in the middle of the left breast pocket.</p> <p>Colour Bronze Gold #C9AE5D. (Rayon Thread 120/2 col No 0821 #32)</p> <p>Department of Health shall be in Arial font under the lamp from left to right in a straight line.</p>	
	<p>Finishing and pressing all loose threads shall be removed.</p> <p>Dress seams must be pressed completely and properly with the side and back seams, ressed open. All stress points of the garment must be bar tacked</p>	
	Pre-production sample required: Size: XL	

DESCRIPTION	FEMALE STRAIGHT CUT LONG PANTS: MAROON.	
Item Number	Item Description	Price for Year 1
7	<p>Colour: Hex : #3C0008 Mini-Matt Colour No 10 Size S - 5XL Larger sizes to be</p>	
	<p>Style: Female straight cut long pants: maroon Pants must be normal standard length for the size</p>	
	<p>The waistband shall be constructed using the "closed method" and shall measure 50mm wide when finished. The waistband shall be on the front of the pants. The waistband must be top stitched 16mm below the waistband seam for added strength. The waistband at the back of the pants shall be elasticated. Brass closed end ykk zip. The fly shall be lined with the same fabric as the waistband curtain and pocketing. There waistband should be closed using a button Maroon. Pocket and waist band in same material as trousers. All waistband measurements should have 50mm allowance for alterations.</p>	
	<p>Loops 6 x45mm long x 20 mm wide stitched down belt loops</p>	
	<p>Pockets Two standard slant/side pockets. The slant/side pockets must be 200mm deep and have an 170mm opening All pockets must be bar tacked with a triangular bar tacking machine</p>	
	<p>Seam type: independent safety with over locking - bite to be 10mm</p>	
	<p>Twin needle topstitching at pocket and back and front rises Thread - ticket no 80 There must be a minimum of 5 stitches per 10 mm</p>	
	<p>All stress points of the garment must be bar tacked</p>	
	<p>Finishing and pressing — all loose threads shall be removed. Pants must be pressed completely and properly with the side seam, inseam, and seat seam pressed open. One melamine buttons at top of waist, the buttons must be the same colour as the garment.</p>	
	<p>Pre-production sample required Size XL</p>	

DESCRIPTION: FEMALE STRAIGHT CUT LONG PANTS: WHITE		
Item Number	Item Description	Price for Year 1
8	<p>Colour PANTONE 11-0601 TCX Natural white material Tropical Mini-Matt Colour No 1 White Size S - 5XL Larger sizes to be made available when requested, as per orders</p>	
	Style: Female straight cut long pants	
	Pants must be normal standard length for the size	
	<p>The waistband shall be constructed using the "closed method" and shall measure 50mm wide when finished. The waistband shall be on the front of the pants. The waistband must be top stitched 16mm below the waistband seam for added strength. The waistband at the back of the pants shall be elasticated. All waistband measurements should have 50mm allowance for alterations. Brass closed end ykk zip. The fly shall be lined with the same fabric as the waistband curtain and pocketing. The waistband should be closed using a button (White).</p>	
	Loops 6 x45mm long x 20 mm wide stitched down belt loops	
	<p>Pockets Two standard slant/side pockets. Pocket and waist band in same material as trousers. All pockets must be bar tacked with a triangular bar tacking machine. The slant/side pockets must be 200mm de and have an 170mm o enin</p>	
	Seam type: independent safety with over locking - bite to be 10 mm	
	<p>Twin needle topstitching at pocket and back and front rises Thread - ticket no 80 There must be a minimum of 5 stitches per 10 mm</p>	
	All stress points of the garment must be bar tacked	
	<p>Finishing and pressing — all loose threads shall be removed. Pants must be pressed completely and properly with the side seam, inseam, and seat seam pressed open. Double melamine buttons at top of waist, the buttons must be the same colour as the garment.</p>	
	Pre-production sample required Size: XL	

DESCRIPTION: FEMALE TAPERED CUT LONG PANTS: MAROON		
Item Number	Item Description	Price for Year 1
9	<p>Colour: Hex : #3C0008 material: Mini-Matt Colour No 10 Maroon</p> <p>Size S - 5XL Larger sizes to be made</p>	
	Style: Female tapered cut long pants: maroon	
	Pants must be normal standard length for the size	
	<p>The waistband shall be constructed using the "closed method" and shall measure 50mm wide when finished. The waistband shall be on the front of the pants. The waistband must be top stitched 16mm below the waistband seam for added strength.</p> <p>The waistband at the back of the pants shall be elasticated.</p> <p>All waistband measurements should have 50mm allowance for alterations.</p> <p>Brass closed end ykk zip fly</p> <p>The fly shall be lined with the same fabric as the waistband curtain and pocketing. The waistband should be closed with a button (Maroon).</p>	
	Loops 6 x45mm long x 20 mm wide stitched down belt loops	
	<p>Pockets: All pockets must be bar tacked with a triangular bar tacking machine.</p> <p>Pocket and waist band in same material as trousers. Two standard slant/side pockets.</p> <p>The slant/side pockets must be 200mm de and have an 170mm o enin</p>	
	<p>Seam type: independent safety with over locking - bite to be 10mm</p> <p>Twin needle topstitching at pocket and back and front rises. Thread - ticket no 80</p> <p>There must be a minimum of 5 stitches per 10 mm</p> <p>All stress points of the garment must be bar tacked</p>	
	<p>Finishing and pressing — all loose threads shall be removed.</p> <p>Pants must be pressed completely and properly with the side seam, inseam, and seat seam pressed open.</p> <p>One melamine buttons at top of waist, the buttons must be the same colour as the garment.</p>	
	Pre-production sample required Size XL	

DESCRIPTION: FEMALE TAPERED CUT LONG PANTS: WHITE		
Item Number	Item Description	Price for Year 1
11	<p>Colour PANTONE 11-0601 TCX Natural white <u>material</u>: Tropical Mini-Matt Colour No 1 White Size S - 5XL Larger sizes to be made available when requested, as per orders</p>	
	Style: Female tapered cut long pants	
	Pants must be normal standard length	
	<p>The waistband shall be constructed using the "closed method" and shall measure 50mm wide when finished. The waistband shall be on the front of the pants. The waistband must be top stitched 16mm below the waistband seam for added strength. The waistband at the back of the pants shall be elasticated. All waistband measurements should have 50mm allowance for alterations. Brass closed end ykk zip.</p> <p>The fly shall be lined with the same fabric as the waistband curtain and pocketing. The waistband should be closed using a button White.</p>	
	6 x45mm long x 20 mm wide stitched down belt loops	
	<p>Pockets: All pockets must be bar tacked with a triangular bar tacking machine.</p> <p>Pocket and waist band in same material as trousers. Two standard slant/side pockets.</p> <p>The slant/side pockets must be 200mm deep and have an 170mm opening</p>	
	<p>Seam type: independent safety with over locking - bite to be 10mm</p> <p>Twin needle topstitching at pocket and back and front rises. Thread - ticket no 80</p> <p>There must be a minimum of 5 stitches per 10 mm</p> <p>All stress points of the garment must be bar tacked</p>	
	<p>Finishing and pressing — all loose threads shall be removed.</p> <p>Pants must be pressed completely and properly with the side seam, inseam, and seat seam pressed open.</p> <p>One melamine buttons at top of waist, the buttons must be the same colour as the garment.</p>	
	Pre-production sample required. Size XL	

DESCRIPTION	FEMALE PENCIL SKIRT WITH ELASTIC: MAROON	
Item Number	Item Description	Price for Year 1
12	<p>Colour: Hex : #3c0008 <u>material:</u> Mini-Matt Colour No 10 Maroon Size S - 5XL Larger sizes to be made available when requested, as per orders</p>	
	Style: Female pencil skirt	
	<p>The skirt length must be standard for the size. (Please see size chaff provided) The hem size should be 20mm. The back panels should have a 100-150mm long overlapping slit</p>	
	<p>The waistband shall be constructed using the "closed method" and shall measure 40mm wide when finished. The waistband shall have 3 loops at the back and 2 at the front. (May be standardized according to size of garment). The waistband must be top stitched 16mm below the waistband seam for added strength. The waistband at the back of the skirt shall be a sown-in elastic. Closed end secret ykk zip at the left side of the skirt. The length should be standardized and not longer than 200mm The zip lining shall be the same fabric as the skirt. There shall be a button at the top of the waist. The buttons must be the same colour as the garment. The buttons should be 15mm in diameter. All waistband measurements should have 50mm allowance for alterations</p>	
	<p>Seam type: independent safety with over locking - bite to be 10mm Twin needle topstitching at pocket and back and front rises Thread - ticket no 80 There must be a minimum of 5 stitches per 10 mm</p>	
	<p>Finishing and pressing all loose threads shall be removed. Skirts seams must be pressed completely and properly with the side and back seams, pressed open. All stress points of the garment must be bar tacked</p>	
	Pre-production sample required Size: XL	

DESCRIPTION		FEMALE PENCIL SKIRT: MAROON
Item Number	Item Description	Price for Year 1
13	<p>Colour: Hex : #3C0008 <u>material:</u> Mini-Matt Colour No 10 Maroon Size S - 5XL Larger sizes to be made available when requested as per orders</p>	
	Style: Female pencil skirt	
	<p>The skirt must be normal length for the size The back panels should have a 100-150mm overlapping slit. The hem shall measure 20mm</p>	
	<p>The waistband shall be constructed using the "closed method" and shall measure 40mm wide when finished. The loops shall be all around, 3 back and 2 front. The waistband must be top stitched 16mm below the waistband seam for added strength. All waistband measurements should have 65mm allowance for alterations. Closed end ykk zip at the left side of the skirt. The zip shall be the same colour as the garment. There must be a button (same colour as the garment) at the top of the zip on the waistband The button shall be 15mm diameter</p>	
	<p>Seam type: independent safety with over locking - bite to be 10 mm Twin needle topstitching at pocket and back and front rises. Thread - ticket no 80 There must be a minimum of 5 stitches per 10 mm</p>	
	<p>Finishing and pressing — all loose threads shall be removed. Skirts seams must be pressed completely and properly with the side and back seams, pressed open. Double melamine buttons at top of waist, the buttons must be the same colour as the garment. All stress points of the garment must be bar tacked</p>	
	Pre-production sample required. Size XL	

DESCRIPTION FEMALE A-LINE SKIRT (WITH WAISTBAND NO LOOPS) : MAROON		
Item Number	Item Description	Price for Year 1
14	<p>Colour: Hex : #3C0008 <u>material:</u> Mini-Matt Colour No 10 Maroon Size S - 5XL Larger sizes to be made available when requested, as per orders</p>	
	Style: Female A-line skirt with elasticated back band	
	The skirt must be normal length for the size The hem shall be 20mm	
	<p>The waistband shall be constructed using the "closed method" and shall measure 40mm wide when finished. The waistband shall be sown in elastic on the back band only. The waistband must be top stitched 16mm below the waistband seam for added strength. All waistband measurements should have 50mm allowance for alterations</p> <p>Closed end ykk zip in the left side of the skirt. There must be a button, 15mm diameter an the same colour as the garment, at the top end of the zip on the waistband</p> <p>Panels</p>	
	<p>Seam type: independent safety with over locking - bite to be 10mm</p> <p>Twin needle topstitching at pocket and back and front rises. and - ticket no 80 here must be a minimum of 5 stitches per 10 mm</p>	
	<p>Finishing and pressing — all loose threads shall be removed.</p> <p>Skirts seams must be pressed completely and properly with the side and back seams, pressed open. All stress points of the garment must be bar tacked</p>	
	Pre-production sample required. Size XL	

DESCRIPTION	FEMALE STRAIGHT CUT SKIRT: MAROON	
Item Number	Item Description	Price for Year 1
15	<p>Colour: Hex : #3C0008 <u>material:</u> Mini-Matt Colour No 10 Maroon Size S - 5XL Larger sizes to be made available when requested, as per orders</p>	
	Style: Female straight cut skirt	
	The skirt must be normal standard length for the size. The hem shall be 20mm	
	<p>The waistband shall be constructed using the "closed method" and shall measure 40mm wide when finished. The waistband must be top stitched 16mm below the waistband seam for added strength. Closed end ykk zip in the left side of the skirt. All waistband measurements should have 50mm allowance for alterations. There must be a button (Maroon) 15mm diameter and the same colour as the garment, at the end of the zip on the waistband</p>	
	<p>Seam type: independent safety with over locking - bite to be 10mm Twin needle topstitching at pocket and back and front rises Thread - ticket no 80 There must be a minimum 5 stitches per 10 mm</p>	
	<p>Finishing and pressing — all loose threads shall be removed. Skirts seams must be pressed completely and properly with the side and back seams, pressed open. One melamine buttons at top of waist, the buttons must be the same colour as the garment. All stress points of the garment must be bar tacked</p>	
	Pre-production sample required. Size XL	

FEMALE: TAILORED DRESS JACKET SHORT (LONG SLEEVE): MAROON		
DESCRIPTION		
Item Number	Item Description	Price for Year 1
16	<p>Colour: Hex : #3C0008 <u>material</u>: Mini-Matt Colour No 10 Maroon Size S - 5XL Larger sizes to be made available when requested, as per orders</p>	
	Style: long sleeve	
	Sleeve: the sleeve should taper into a mini-vent with 1, two-hole button at 20mm from the hem edge to allow for comfortable movement of the arms. Sleeve head: small to medium sized shoulder pad to be inserted	
	<p>The inside of the jacket should be lined. A back lining pleat should be sown in at the top of the lining where it joins the back facing to allow body movement and prevent tearing of the lining. To close up the jacket is to be buttoned at the centre front. At the break line the jacket should be buttoned (Maroon) using two 4-hole buttons. The buttons must be made of melamine and be the same colour as the garment. The buttons must not be more than 90mm apart. The number of buttons for the centre front must 2 plus 1 spare. Centre front buttons are to overlap by 35mm. The jacket front may have a dart sown in for shaping There must be a jacket side front. The back of the jacket should have a centre back seam from the neckline to the hem down the middle of the jacket. A back vent to allow for free movement must be placed at the bottom of the centre back seam. There must be a jacket side back and a jacket back</p> <p>The length of the jacket should be short according to normal jacket garment sizes.</p>	
	<p>Pockets:</p> <p>The front pockets must have a flap at the top of the pocket and be horizontally positioned. The pocket size should be standard for the garment size.</p>	
	<p>Collar: open neck notched collar. Back facing and front facing of collar should be of the same material.</p> <p>The collar must be reinforced with Vilene for strength and to ensure that it does not pucker.</p>	
	<p>Independent safety with over locking - bite to be 10 mm Topstitching is plain stitch which is stitched a foot stitch from edge on the pocket flaps, collar, epaulettes, and hem Thread - ticket no 80 All stress points of the garment must be bar tacked</p>	
	<p>Shoulder loops for epaulettes 2x40mm long 10mm wide loops must be sown on the sleeve seam and the 2nd one 90mm from the sleeve seam. Loops should be sown 25mm on either side of the shoulder seam. The loop should be sown on the left and right shoulder seam. A white 4-hole button should be inserted onto the shoulder seam at 100mm from the loop. The button should be 20mm in diameter. Number of buttons for the epaulettes plus a spare should be 3.</p>	

	<p>Logo</p> <p>The logo shall be the nursing lamp and "Department of Health" underneath. It shall be embroidered in gold within an 80x80mm block in the middle of the left breast pocket. Colour Bronze Gold #C9AE5D. (Rayon Thread 120/2 col No 0821#32) Department of Health shall be in Arial font under the lamp from left to right in a straight line.</p>	
	<p>Pre-production sample required</p>	

DESCRIPTION	FEMALE: TAILORED DRESS JACKET SHORT (SHORT SLEEVE): MAROON	
Item Number	Item Description	Price for Year 1
17	<p>Colour: Hex : #3C0008 <u>material:</u> Mini-Matt Colour No 10 Maroon Size S - 5XL Larger sizes to be made available when requested, as per orders</p>	
	Style: short sleeve	
	Sleeve: the sleeve should extend from the shoulder to 10mm above the elbow Sleeve head: small to medium sized shoulder pad to be inserted	
	<p>The inside of the jacket should be lined. A back lining pleat should be sown in at the top of the lining where it joins the back facing to allow body movement and prevent tearing of the lining. To close up the jacket is to be buttoned at the centre front. At the break line the jacket should be buttoned (Maroon) using two a-hole buttons. The buttons must be the same colour as the garment and be made of melamine. The buttons must not be more than 90mm apart. The number of buttons for the centre front must 2 plus 1 spare. Centre front buttons are to overlap by 35mm. The jacket front may have a dart sown in for shaping</p> <p>There must be a jacket side front. The back of the jacket should have a centre back seam from the neckline to the hem down the middle of the jacket. A back vent to allow for free movement must be placed at the bottom of the centre back seam. There must be a jacket side back and a jacket back</p> <p>The length of the jacket should be regular according to normal jacket garment sizes.</p>	
	Pockets: The front pockets must have a flap at the top of the pocket and be horizontally positioned. The pocket size should be standard for the garment size.	
	Collar: open neck notched collar. Back facing and front facing of collar should be of the same material. The collar must be reinforced with Vilene for strength and to ensure that it does not pucker.	
	Independent safety with over locking - bite to be 10mm. Topstitching is plain stitch which is stitched a foot stitch from edge on the pocket flaps, collar, epaulettes, and hem. Thread - ticket no 80. All stress points of the garment must be bar tacked	
	<p>Shoulder loops for epaulettes</p> <p>2x40mm long 10mm wide loops must be sown on the sleeve seam and the 2nd one 90mm from the sleeve seam. Loops should be sown 25mm on either side of the shoulder seam. The loop should be sown on the left and right shoulder seam. A white 4-hole button should be inserted onto the shoulder seam at 100mm from the loop. The button should be 20mm in diameter. Number of buttons for the epaulettes plus a spare should be 3.</p>	
	<p>Logo</p> <p>The logo shall be the nursing lamp and "Department of Health" underneath. It shall be embroidered in gold within an 80x80mm block in the middle of the left breast pocket. Colour Bronze Gold #C9AE5D. (Rayon Thread 120/2 col No 0821#32) Department of Health shall be in Arial font under the lamp from left to right in a straight line.</p>	
	Pre-production sample required	

DESCRIPTION		
Item Number	Item Description	Price for Year 1
18	<p>Colour: Hex : #3c0008 <u>material:</u> Mini-Matt Colour No 10 Maroon Size S - 5XL Larger sizes to be made available when requested, as per orders</p>	
	Style: long sleeve	
	Sleeve: The sleeve should taper into a mini-vent with 1, two-hole button at 20mm from the hem edge to allow for comfortable movement of the arms. Sleeve head: small to medium sized shoulder pad to be inserted	
	<p>Pockets: The front pockets must have a flap at the top of the pocket and be horizontally positioned. The pocket size should be standard for the garment size.</p>	
	Collar: open neck notched collar. Back facing and front facing of collar should be of the same material. The collar must be reinforced with Vilene for strength and to ensure that it does not pucker.	
	Independent safety with over locking - bite to be 1()mm. Topstitching is plain stitch which is stitched a foot stitch from edge on the pocket flaps, collar, epaulettes, and hem. Thread - ticket no 80. All stress points of the garment must be bar tacked	
	<p>Shoulder loops for epaulettes 2x40mm long 10mm wide loops must be sown on the sleeve seam and the 2nd one 90mm from the sleeve seam. Loops should be sown 25mm on either side of the shoulder seam. The loop should be sown on the left and right shoulder seam. A white 4-hole button should be inserted onto the shoulder seam at 100mm from the loop. The button should be 20mm in diameter. Number of buttons for the epaulettes plus a spare should be 3.</p>	
	<p>Logo The logo shall be the nursing lamp and "Department of Health" underneath. It shall be embroidered in gold within an 80x80mm block in the middle of the left breast pocket. Colour Bronze Gold #C9AE5D. (Rayon Thread 120/2 col No 0821#32) Department of Health shall be in Arial font under the lamp from left to right in a straight line.</p>	
	Pre-production sample required	

DESCRIPTION FEMALE: TAILORED DRESS JACKET REGULAR (SHORT SLEEVE): MAROON		
Item Number	Item Description	Price for Year 1
19	<p>Colour: Hex : #3C0008 material: Mini-Matt Colour No 10 Maroon</p> <p>Size S - 5XL Larger sizes to be made available when requested, as per orders</p>	
	Style: short sleeve	
	Sleeve: the sleeve should extend from the shoulder to 10mm above the elbow. Sleeve head: small to medium sized shoulder pad to be inserted	
	The inside of the jacket should be lined. A back lining pleat should be sown in at the top of the lining where it joins the back facing to allow body movement and prevent tearing of the lining. To close up the jacket is to be buttoned at the centre front. At the break line the jacket should be buttoned (Maroon) using two 4-hole buttons. The buttons must be the same colour as the garment and be made of melamine. The buttons must not be more than 90mm apart. The number of buttons for the centre front must 2 plus 1 spare. Centre front buttons are to overlap by 35mm. The jacket front may have a dart sown in for shaping. There must be a jacket side front. The back of the jacket should have a centre back seam from the neckline to the hem down the middle of the jacket. A back vent to allow for free movement must be placed at the bottom of the centre back seam. There must be a jacket side back and a jacket back. The length of the jacket should be regular according to normal jacket garment sizes.	
	<p>Pockets:</p> <p>The front pockets must have a flap at the top of the pocket and be horizontally positioned. The pocket size should be standard for the garment size.</p>	
	Collar: open neck notched collar. Back facing and front facing of collar should be of the same material. The collar must be reinforced with Vilene for strength and to ensure that it does not tucker.	
	Independent safety with over locking - bite to be 10mm. Topstitching is plain stitch which is stitched a foot stitch from edge on the pocket flaps, collar, epaulettes, and hem. Thread - ticket no 80. All stress points of the garment must be bar tacked	
	<p>Shoulder loops for epaulettes</p> <p>2x40mm long 10mm wide loops must be sown on the sleeve seam and the 2nd one 90mm from the sleeve seam. Loops should be sown 25mm on either side of the shoulder seam. The loop should be sown on the left and right shoulder seam. A white 4-hole button should be inserted onto the shoulder seam at 100mm from the loop. The button should be 20mm in diameter. Number of buttons for the epaulettes plus a spare should be 3.</p>	
	<p>Logo</p> <p>The logo shall be the nursing lamp and "Department of Health" underneath. It shall be embroidered in gold within an 80x80mm block in the middle of the left breast pocket. Colour Bronze Gold #C9AE5D. (Rayon Thread 120/2 col No 0821#32) Department of Health shall be in Arial font under the lamp from left to right in a straight line.</p>	
	Pre-production sample required	

DESCRIPTION: FEMALE TOPS SHORT SLEEVE: WHITE DESIGN 1.		
Item Number	Item Description	Price for Year 1
20	<p>Colour: PANTONE 11-0601 TCX Natural white material: Tropical Mini-Matt Colour No 1 White Size XS to 5xl Larger sizes are to be made available upon request</p> <p>Style: short sleeve with dummy turn up cuffs</p> <p>The top section of the garment must provide comfortable space over the upper chest section.</p> <p>Armhole cut-out to sleeve width over the shoulder head ratio should allow free range of motion without pulling across the upper arm. When the armhole is cut out with sufficient depth, arms are allowed to move freely without additional material strain across the upper arms and shoulder blades</p> <p>The top should be flared slightly from approximate waistline to hem line. The total difference between waistline circumference and hem circumference should not exceed 100mm. The front and back panel should be cut with a slight curve (back more than front) to ensure a longer section is covering the buttocks.</p> <p>Slits must be provided on both sides in the side seam of the top with a slit size no more than 100mm deep. The slit should have top stitching. This is to make provision for more space at the hips and to provide a feminine look to the garment.</p> <p>Dummy turn up Cuff: cuff width 30mm and must be top stitched for extra strength — 5 mm from the top edge of dummy cuff.</p> <p>Pockets: One (1) patch breast pocket. The pocket must be square. The sizes of the chest pocket is 100mm wide & 120 mm long. The chest pocket must be placed in line with the under- arm seam and centred over the middle shoulder top stitching on the left front panels.</p> <p>There shall be left (1) and right (1) bottom patch pockets on the front of the top. The pockets should be 100mm wide and 150mm long</p> <p>Collar: open glad neck collar. The collar must be reinforced with Vilene for strength and to ensure that it does not pucker There must be a yoke at the back 100 mm from the bottom of the collar.</p> <p>Buttons: (White) The top button must start just below the open collar 60 mm from the top of the garment. The space between the buttons must not be more than 60 mm apart, thus there will be at least one extra button per shirt. Buttons should be placed on the left panel. Button overlap must be a minimum of 35mm. Buttons should be 4-hole, made of melamine and be the same colour as the garment.</p> <p>Logo The logo shall be the nursing lamp and "Department of Health" underneath. It shall be embroidered in gold within an 80x80mm block in the middle of the left breast pocket. Colour Bronze Gold #C9AE5D. (Rayon Thread 120/2 col No 0821#32) Department of Health shall be in Arial font under the lamp from left to right in a straight line</p>	

	<p>Seam type</p> <p>Independent safety with over locking - bite to be 10mm.</p> <p>Topstitching is plain stitch which is stitched a foot stitch from edge on the pocket flaps, collar, epaulettes, and hem Thread - ticket no 80. All stress points of the garment must be bar tacked.</p>	
	<p>Shoulder loops for epaulettes</p> <p>2x40mm long 10 mm wide loops must be sown on the sleeve seam and the 2nd one 901nm from the sleeve seam. Loops should be sown 25mm on either side of the shoulder seam. The loop should be sown on the left and right shoulder seam. A white 4-hole button should be inserted onto the shoulder seal at 100mm from the loop. The button should be 20mm in diameter. Minimum number of buttons lus a s are should be 3.</p>	
	<p>Pre-production sample required: Size XL</p>	

DESCRIPTION	FEMALE TO SHORT SLEEVE: WHITE DESI	N 2
Item Number	Item Description	Price for Year 1
21	Colour: PANTONE 11-0601 TCX Natural white <u>material</u> : Tropical Mini-Matt Colour No 1 White Size XS to 5xl Larger sizes are to be made available upon request	
	Style: short sleeve with dummy tum up cuffs	
	The top section of the garment must provide comfortable space over the upper chest section.	
	Armhole cut-out to sleeve width over the shoulder head ratio should allow free range of motion without pulling across the upper arm. When the armhole is cut out with sufficient depth, arms are allowed to move freely without additional material strain across the upper arms and shoulder blades	
	The top should be flared slightly from approximate waistline to hem line. The total difference between waistline circumference and hem circumference should not exceed 100mm. The front and back panel should be cut with a slight curve (back more than front) to ensure a longer section is covering the buttocks.	
	Slits must be provided on both sides in the side seam of the top with a slit length no more than 100mm deep. The slit should have top stitching. This is to make provision for more space at the hips and to provide a feminine look to the garment.	
	Cuff: cuff width 30mm and must be top stitched for extra strength — 5 mm from the top edge of dummy cuff.	
	Pockets: One (1) patch breast pocket. The pocket must be square. The sizes of the chest pocket is 80-100mm wide & 120 mm long. The chest pocket must be placed in line with the under-arm seam and centered over the middle shoulder top stitching on the left front panels. There shall be left (1) and right (1) bottom patch pockets on the front of the top. The pockets should be 150mm and 180mm long.	
	Collar: open glad neck collar. The collar must be reinforced with Vilene for strength and to ensure that it does not pucker. There must be a yoke at the back 100 mm from the bottom of the collar.	

	<p>Buttons: (White) The top button must start from the bottom of the open glad neck collar. The space between the buttons must not be more than 60 mm apart, thus there will be at least one extra button per shirt. Buttons be placed on the left front panel. Button overlap must be a minimum of 35mm. Buttons should be 4-hole, made of melamine and be the same colour as the garment.</p>	
	<p>Logo The logo shall be the nursing lamp and "Department of Health" underneath. It shall be embroidered in gold within an 80x80mm block in the middle of the left breast pocket. Colour Bronze Gold #C9AE5D. (Rayon Thread 120/2 col No 0821 #32) Department of Health shall be in Arial font under the lamp from left to right in a straight line</p>	
	<p>Seam type Independent safety with over locking - bite to be 10mm. Topstitching is plain stitch which is stitched a foot stitch from edge on the pocket flaps, collar, epaulettes, and hem. Thread ticket no 80. All stress points of the garment must be bar tacked.</p>	
	<p>Shoulder loops for epaulettes 2x40mm long 10 mm wide loops must be sown on the sleeve seam and the 2nd one 90mm from the sleeve seam. Loops should be sown 25mm on either side of the shoulder seam. The loop should be sown on the left and right shoulder seam. A white 4-hole button should be inserted onto the shoulder seam at 100mm from the loop. The button should be 20mm in diameter. Minimum number of buttons lus a s are should be 3.</p>	
	<p>Pre-production sample required Size XL</p>	

DESCRIPTION:		MALE CARDIGAN: MAROON	
Item Number	Item Description	Price for Year 1	
22	<p>Colour: Hex : #3c0008 material: Wool (Cotton-Polyester) Maroon</p> <p>Size S - 5XL Larger sizes to be made available when requested, as per orders</p>		
	<p>Style: flat wool woven, stretch, long sleeve, cardigan</p> <p>The material or wool can be a cotton-polyester blend with long fibers which makes the jersey less prone to piling and static this blend offers durability and maintains the shape of the jersey for Longer.</p>		
	Cuff: Ribbed cuff length 60mm both panels of the jersey		
	Sleeve: Plain Maroon with ribbed cuffs		
	Pockets: One inside pocket on each panel 160mm depth and 120mm wide, opening of pocket should have 10mm thin ribbing bar tacked on each end for extra strength.		
	Collar: Shawl neckline		
	<p>Buttons: the jersey can be closed by means of buttons (Maroon). The first button must start immediately at the end of the shawl opening mid-chest. There must be a minimum of 5 (not four as in picture) front buttons 20mm diameter, 80mm apart. A two-four-hole button can be used.</p> <p>The buttons must be the same shade as the jersey and must be made of melamine.</p> <p>Buttons should be placed on the right as per standard for male clothing</p>		
	<p>Logo</p> <p>The logo shall be the nursing lamp and "Department of Health" underneath. It shall be embroidered in gold within an 80x80cm block in the middle of the left breast pocket. Colour Bronze Gold #C9AE5D. (Rayon Thread 120/2 col No 0821 #32) Dependent of Health shall be in Arial font under the lamp from left to right in a straight line.</p>		
	Pre-production sample required XL		

DESCRIPTION:		MALE STRAIGHT CUT PANTS: MAROON	
Item Number	Item Description	Price for Year 1	
23	Colour: Hex : #3C0008 <u>material</u> : Mini-Matt Colour No 10 Maroon Size S - 5XL Larger sizes to be made available when requested, as per orders		
	Style: Male straight cut pants		
	Pants must be normal standard length		
	The waistband shall be constructed using the "closed method" and shall measure 50mm wide when finished. The waistband must be top stitched 16mm below the waistband seam for added strength. Brass closed end ykk zip. The waistband should close using a button (Maroon). The fly shall be lined with the same fabric as the waistband curtain and pocketing.		
	6 x45mm long x 12 mm wide stitched down belt loops		
	Two standard slant/side pockets. The slant/side pockets must be 300mm deep and have an 170mm opening		
	One back pocket on the right. The back pocket must be 170mm wide and 190mm long		
	All pockets must be bar tacked with a triangular bar tacking machine.		
	Pocket and waist band in same material as trousers.		
	Seam type: independent safety with over locking - bite to be 10 mm		
	Twin needle topstitching at pocket and back and front rises. Thread - ticket no 80 There must be a minimum of 5 stitches per 10 mm		
	All waistband measurements should have 50mm allowance for alterations.		
	All stress points of the garment must be bar tacked		
	Finishing and pressing — all loose threads shall be removed. Pants must be pressed completely and properly with the side seam, inseam, and seat seam pressed open. One melamine button at top of waist, the buttons must be the same colour. as the garment.		
	Pre-production sample required. XL		

DESCRIPTION: MALE STRAIGHT CUT PANTS: WHITE		
Item Number	Item Description	Price for Year 1
24	Colour PANTONE 11-0601 TCX Natural white <u>material</u> : Tropical Mini-Matt Colour No 1 White size S - 5XL Larger sizes to be made available when requested, as per orders	
	Style: Male straight cut pants	
	Pants must be normal standard length.	
	The waistband shall be constructed using the "closed method" and shall measure 50mm wide when finished. The waistband must be top stitched 16mm below the waistband seam for added strength. Brass closed end ykk zip. The waistband should close using a button (White). The fly shall be lined with the same fabric as the waistband curtain and pocketing.	
	6 x45mm long x 12 mm wide stitched down belt loops	
	Two standard slant/side pockets. The slant/side pockets must be 300mm deep and have an 170mm opening	
	One back pocket on the right. The back pocket must be 170mm wide and 190mm long	
	All pockets must be bar tacked with a triangular bar tacking machine.	
	Pocket and waist band in same material as trousers.	
	Seam type: independent safety with over locking - bite to be 10mm	
	Twin needle topstitching at pocket and back and front rises. Thread - ticket no 80. There ust be a minimum of 5 stitches per 10 mm.	
	All waistband measurements should have 65mm allowance for alterations.	
	All stress points of the garment must be bar tacked	
	Finishing and pressing — all loose threads shall be removed. Pants must be pressed completely and properly with the side seam, inseam, and seat seam pressed open. Double melamine button at top of waist, the buttons must be the same colour as the garment.	
	Pre-production sample required. XL	

DESCRIPTION: MALE TAPERED CUT LONG PANTS: MAROON		
Item Number	Item Description	Price for Year 1
25	<p>Colour: Hex : #3c0008 material: Mini-Matt Colour No 10 Maroon</p> <p>Size S - 5XL Larger sizes to be made available when requested, as per orders</p>	
	Style: Male tapered cut long pants	
	Pants must be normal standard length.	
	The waistband shall be constructed using the "closed method" and shall measure 50mm wide when finished. The waistband must be top stitched 16mm below the waistband seam for added strength. Brass closed end ykk zip. The waistband should close using a button (Maroon). The fly shall be lined with the same fabric as the waistband curtain and pocketing.	
	6 x45mm long x 12 mm wide stitched down belt loops	
	Two standard slant/side pockets. The slant/side pockets must be 300mm deep and have an 170mm opening.	
	One back pocket on the right. The back pocket must be 170mm wide and 190mm long.	
	All pockets must be bar tacked with a triangular bar tacking machine.	
	Pocket and waist band in same material as trousers.	
	Seam type: independent safety with over locking - bite to be 10mm. Topstitching is plain stitch which is stitched a foot stitch from edge on the pocket and hem. Thread - ticket no 80. All stress points of the garment must be bar tacked	
	Twin needle topstitching at pocket and back and front rises. There must be a minimum of 5 stitches per 10 mm.	
	Waist band measurements should have 50mm allowance for alterations.	
	All stress points of the garment must be bar tacked	
	<p>Finishing and pressing — all loose threads shall be removed. Pants must be pressed completely and properly with the side seam, inseam, and seat seam pressed open.</p> <p>One melamine button at the top of waist, the buttons must be the same colour as the garment.</p> <p>Pre-production sample required XL</p>	

DESCRIPTION: MALE TAPERED CUT LONG PANTS: WHITE		
Item Number	Item Description	Price for Year 1
26	Colour PANTONE 11-0601 TCX Natural white <u>material</u> : Tropical Mini-Matt Colour No 1 White Size S - 5XL Larger sizes to be made available when requested, as per orders	
	Style: Male tapered cut long pants	
	Pants must be normal standard length.	
	The waistband shall be constructed using the "closed method" and shall measure 50mm wide when finished. The waistband must be top stitched 1.6mm below the waistband seam for added strength. Brass closed end ykk zip. The fly shall be lined with the same fabric as the waistband curtain and pocketing. The waistband should close using a button (White).	
	6 x45mm long x 12 mm wide stitched down belt loops	
	Two standard slant/side pockets. The slant/side pockets must be 300mm deep and have an 170mm opening.	
	One back pocket on the right. The back pocket must be 170mm wide and 190mm long.	
	All pockets must be bar tacked with a triangular bar tacking machine.	
	Pocket and waist band in same material as trousers.	
	Seam type: independent safety with over locking - bite to be 10mm. Topstitching is plain stitch which is stitched a foot stitch from edge on the pocket and hem. Thread - ticket no 80. All stress points of the garment must be bar tacked.	
	Twin needle topstitching at pocket and back and front rises. There must be a minimum of 5 stitches per 10 mm.	
	Il waistband measurements should have 65mm allowance for alterations.	
	Il stress points of the garment must be bar tacked.	
	Finishing and pressing — all loose threads shall be removed. Pants must be pressed completely and properly with the side seam, inseam, and seat seam pressed open. Double melamine button at top of waist, the buttons must be the same colour as the garment.	
	Pre-production sample required. XL	

DESCRIPTION: MALE DRESS SHIRT LONG SLEEVE MANAGERS: WHITE		
Item Number	Item Description	Price for Year 1
27	<p>Colour: PANTONE 11-0601 TCX Natural <u>material</u>: Tropical Mini-Matt Colour No 1 White Size S - 5XL Larger sizes to be made available when re requested.</p> <p>Style: long sleeve with cuffs. The top section of the garment must provide comfortable space over the upper chest section. Armhole cut-out to sleeve width over the shoulder head ratio should allow free range of motion without pulling across the upper arm. When the armhole is cut out with sufficient depth, arms are allowed to move freely without additional material strain across the u er arms and shoulder blades</p> <p>Cuff: barrel cuff width 60mm and must be top stitched for extra strength. The cuff must have 2 two-hole buttons each 40 mm apart 1st button at 15mm and second at 35mm. Final circumferential measure of cuff when closed (button-up) should measure a minimum of 220mm</p> <p>Sleeve: the sleeve should taper into two pleats at the cuff the slit opening where the sleeve is attached to the cuff should be approximately 120 mm with binding in the same colour 10 mm to allow for comfortable movement of the arms.</p> <p>Pockets: One (1) patch breast pocket on the left lapel. The pocket must be square. The sizes of the chest pocket is 100mm wide & 120 mm long. The chest pocket must be placed in line with the under-arm seam and centred over the middle shoulder top stitching on the front panels.</p> <p>Collar: open glad neck collar. The collar must be reinforced with Vilene for strength and to ensure that it does not pucker.</p> <p>Buttons: White The shirt must be closed by means of buttons. The first button must start immediately below the open neck collar. There must be a minimum of 7 front buttons; buttons must not be more than 90mm apart. Two-hole buttons must be used. Minimum number of buttons for the complete garment in shirt front including two spares must be 13 The buttons must be the same shade of white as the garment and must be made of melamine. Centre front buttons and to overlap 35mm</p> <p>Shoulder loops for epaulettes 2x40mm long 10mm wide loops must be sown on the sleeve seam and the 2nd one 90mm from the sleeve seam. Loops should be sown 25mm on either side of the shoulder seam. The loop should be sown on the left and right shoulder seam. A white 4-hole button should be inserted onto the shoulder seam at 100mm from the loop. The button should be 20mm in diameter. Minimum number of buttons plus a spare should be 3.</p> <p>Logo; The logo shall be the nursing lamp and "Department of Health" underneath. It shall be embroidered in gold within an 80x80mm block in the middle of the left breast pocket. Colour Bronze Gold #C9AE5D. (Rayon Thread 120/2 col No 0821 #32) Department 0 Health shall be in Arial font under the lamp from left to right in a straight line.</p> <p>Pre-production sample required: XL</p>	

DESCRIPTION: MALE DRESS SHIRT SHORT SLEEVE MANAGERS: WHITE		
Item Number	Item Description	Price for Year 1
28	<p>Colour: PANTONE 11-0601 TCX Natural white material: Tropical Mini-Matt Colour No 1 White</p> <p>Sizes S to 5xl Larger sizes to be made available when requested.</p>	
	<p>Style: short sleeve with square hem</p> <p>The top section of the garment must provide comfortable space over the upper chest section. Armhole cut-out to sleeve width over the shoulder head ratio should allow free range of motion without pulling across the upper arm. When the armhole is cut out with sufficient depth, arms are allowed to move freely without additional material strain across the upper arms and shoulder blades</p>	
	<p>Pockets: One (1) patch breast pocket on the left lapel. The pocket must be square. The sizes of the chest pocket is 100mm wide & 100-120 mm long. The chest pocket must be placed in line with the under-arm seam and centred over the middle shoulder top stitching on the front panels.</p>	
	<p>Collar: open glad neck collar. The collar must be reinforced with Vilene for strength and to ensure that it does not pucker.</p>	
	<p>Buttons: White The shirt must be closed by means of buttons. The first button must start immediately below the open neck collar. There must be a minimum of 7 front buttons; buttons must not be more than 90mm apart. A two-hole button must be used. Epaulettes must be fastened with a four-hole button. Minimum number of buttons including two spares must be 13.</p> <p>The buttons must be the same shade of white as the garment and must be made of melamine. Centre front buttons and to overlap 35mm.</p>	
	<p>Seam type Square hemmed shirt tails. Independent safety with over locking - bite to be 10 mm. Topstitching is plain stitch which is stitched a foot stitch from edge on the pocket flaps, collar, epaulettes, and hem. Thread - ticket no 80.All stress points of the garment must be bar tacked.</p>	
	<p>Shoulder loops for epaulettes</p> <p>2x40mm long 10 mm wide loops must be sown on the sleeve seam and the 2nd one 90mm from the sleeve seam. Loops should be sown 25mm on either side of the shoulder seam. The loop should be sown on the left and right shoulder seam. A white 4-hole button should be inserted onto the shoulder seam at 100mm from the loop. The button should be 20mm in diameter. Minimum number of buttons plus spares should be 3.</p>	
	<p>Logo</p> <p>The logo shall be the nursing lamp and "Department of Health" underneath. It shall be embroidered in gold within an 80x80cm block in the middle of the left breast pocket. Colour Bronze Gold #C9AE5D. (Rayon Thread 120/2 col No 0821#32) Department of Health shall be in Arial font under the lamp from left to right in a straight line.</p>	
	Pre-production sample required XL	

DESCRIPTION: MALE SERVICE TOPS SHORT SLEEVE: WHITE DESIGN 01		
Item Number	Item Description	Price for Year 1
29	<p>Colour: PANTONE 11-0601 TCX Natural white material: Tropical Mini-Matt Colour No 1 White</p> <p>Sizes S to 5xl Larger sizes to be made available when requested.</p>	
	<p>Style: short sleeve with square hem</p> <p>The top section of the garment must provide comfortable space over the upper chest section. Armhole cut-out to sleeve width over the shoulder head ratio should allow free range of motion without pulling across the upper arm. When the armhole is cut out with sufficient depth, arms are allowed to move freely without additional material strain across the upper arms and shoulder blades</p>	
	<p>Slits must be provided on both sides in the side seam of the shirt with a slit length no more than 100mm deep. The slit should have top stitching. This is to make provision for more space at the hips. The shirt should be flared slightly from approximate waistline to hem line. The total difference between waistline circumference and hem circumference should not exceed 100mm. The front and back panel should be cut with a slight curve (back more than front) to ensure a longer section is covering the buttocks.</p>	
	<p>Cuff: cuff width 30mm and must be top stitched for extra strength — 5 mm from the top edge of dummy cuff.</p>	
	<p>Pockets: One (1) patch breast pocket. The pocket must be square. The sizes of the chest pocket is 100mm wide & 120 mm long. The chest pocket must be placed in line with the under arm seam and centred over the middle shoulder top stitching on the left front panels.</p> <p>there shall be left and right bottom patch pockets on the front of the top. The pockets should be 100mm wide and 150mm long.</p>	
	<p>Collar: open glad neck collar. There must be a yoke at the back 100 mm from the bottom of the collar.</p>	
	<p>Buttons: (White) the top button must start below the glad neck collar. The space between the buttons must not be more than 60 mm apart, thus there will be at least one extra button per shirt. Buttons should be placed on the right side of the shirt according to the standard for male shirts. Button overlap must be a minimum of 35mm.</p>	
	<p>Logo: The logo shall be the nursing lamp and "Department of Health" underneath. It shall be embroidered in gold within an 80x80mm block in the middle of the left breast pocket. Colour Bronze Gold #C9AE5D. (Rayon Thread 120/2 col No 0821 #32)</p> <p>Department of Health shall be in Arial font under the lamp from left to right in a straight line.</p>	

	<p>Seam type. Independent safety with over locking - bite to be 10mm. Topstitching is plain stitch which is stitched a foot stitch from edge on the pocket flaps, collar, epaulettes, and hem. Thread - ticket no 80. All stress points of the garment must be bar tacked.</p>	
	<p>Epaulettes: Shoulder loops for epaulettes 2x40mm long 10 mm wide loops must be sown on the sleeve seam and the 2nd one 90mm from the sleeve seam. Loops should be sown 25mm on either side of the shoulder seam. The loop should be sown on the left and right shoulder seam. A white 4-hole button should be inserted onto the shoulder seam at 100mm from the loop. The button should be 20mm in diameter. Minimum number of buttons plus spares should be 3.</p>	
	<p>Pre-production sample required: XL</p>	

DESCRIPTION: MALE TOPS SHORT SLEEVE: DESIGN 02		
Item Number	Item Description	Price for Year 1
30	<p>Colour: PANTONE 11-0601 TCX Natural white <u>material</u>: Tropical Mini-Matt Colour No 1 White</p> <p>Size XS to 5xl Larger sizes are to be made available upon request</p>	
	Style: short sleeve with dummy tum up cuffs	
	The top section of the garment must provide comfortable space over the upper chest section.	
	Armhole cut-out to sleeve width over the shoulder head ratio should allow free range of motion without pulling across the upper arm. When the armhole is cut out with sufficient depth, arms are allowed to move freely without additional material strain across the upper arms and shoulder blades	
	The top should be flared slightly from approximate waistline to hem line. The total difference between waistline circumference and hem circumference should not exceed 100mm. The front and back panel should be cut with a slight curve (back more than front) to ensure a longer section is covering the buttocks.	
	Slits must be provided on both sides in the side seam of the top with a slit length no more than 100mm deep. The slit should have top stitching. This is to make provision for more space at the hips and to provide a feminine look to the garment.	
	Cuff: cuff width 30mm and must be top stitched for extra strength — 5 mm from the top edge of dummy cuff.	
	<p>Pockets: One (1) patch breast pocket. The pocket must be square. The sizes of the chest pocket is 80-100mm wide & 120 mm long. The chest pocket must be placed in line with the under- arm seam and centered over the middle shoulder top stitching on the left front panels. There shall be left (1) and right (1) bottom patch pockets on the front of the top. The pockets should be 150mm and 180mm long.</p>	
	<p>Collar: open glad neck collar. The collar must be reinforced with Vilene for strength and to ensure that it does not pucker. There must be a yoke at the back 100 mm from the bottom of the collar.</p> <p>Buttons: (White) The top button must start from the bottom of the open glad neck collar. The space between the buttons must not be more than 60 mm apart, thus there will be at least one extra button per shirt. Buttons be placed on the left front panel. Button overlap must be a minimum of 35mm. Buttons should be 4-hole, made of melamine and be the same colour as the garment.</p>	

	<p>Logo The logo shall be the nursing lamp and "Department of Health" underneath. It shall be embroidered in gold within an 80x80mm block in the middle of the left breast pocket. Colour Bronze Gold #C9AE5D. (Rayon Thread 120/2 col No 0821 #32)</p> <p>Department of Health shall be in Arial font under the lamp from left to right in a straight line</p>	
	<p>Seam type</p> <p>Independent safety with over locking - bite to be 10mm. Topstitching is plain stitch which is stitched a foot stitch from edge on the pocket flaps, collar, epaulettes, and hem. Thread ticket no 80. All stress points of the garment must be bar tacked.</p>	
	<p>Shoulder loops for epaulettes</p> <p>2x40mm long 10 mm wide loops must be sown on the sleeve seam and the 2nd one 90mm from the sleeve seam. Loops should be sown 25mm on either side of the shoulder seam. The loop should be sown on the left and right shoulder seam. A white 4-hole button should be inserted onto the shoulder seam at 100mm from the loop. The button should be 20mm in diameter. Minimum number of buttons plus should be 3.</p>	
	<p>Pre-production sample required</p> <p>Size XL</p>	

DESCRIPTION MALE: TAILORED DRESS JACKET SHORT (LONG-SLEEVE): MAROON		
Item Number	Item Description	Price for Year 1
31	<p>Colour: Hex : #3C0008 material: Mini-Matt Colour NO 10 Maroon</p> <p>Size S - 5XL Larger sizes to be made available when requested, as per orders.</p>	
	Style: long sleeve	
	Sleeve: the sleeve should taper into a mini-vent with 1, two-hole button at 20mm from the hem edge to allow for comfortable movement of the arms.	
	<p>The inside of the jacket should be lined. A back lining pleat should be sown in at the top of the lining where it joins the back facing to allow body movement and prevent tearing of the lining. To close-up, the jacket is to be buttoned at the centre front. At the break line the jacket should be buttoned using one, 2-hole buttons (Maroon). The buttons must be the same colour as the garment and be made of melamine. The number of buttons for the centre front must 1 plus 1 spare. Centre front buttons are to overlap by 35mm. The buttons must be placed as for standard male garments. There must be a shaped jacket front. The back of the jacket should have a centre back seam from the neckline to the hem down the middle of the jacket. A back vent to allow for free movement must be placed at the bottom of the centre back seam. The length of the jacket should be short according to normal jacket garment sizes.</p>	
	Pockets: Twin outer welt pockets The pocket size should be standard for male garment sizes.	
	<p>Collar: notched collar. Back facing and front facing of collar should be of the same material.</p> <p>The collar must be reinforced with Vilene for Strength and to ensure that it does not pucker.</p>	
	Independent safety with over locking - bite to be 10mm. Topstitching is plain stitch which is stitched a foot stitch from edge on the pocket flaps, collar, epaulettes, and hem. Thread - ticket no 80. All stress points of the garment must be bar tacked.	
	<p>Shoulder loops for epaulettes: 2x40mm long 10mm wide loops must be sown on the sleeve seam and the 2nd one 90mm from the sleeve seam. Loops should be sown 25mm on either side of the shoulder seam. The loop should be sown on the left and right shoulder seam. A white 4-hole button should be inserted onto the shoulder seam at 100mm from the loop. The button should be 20mm in diameter. Number of buttons for the aulettes lus a s are should be 3.</p>	
	<p>Logo: The logo shall be the nursing lamp and "Department of Health" underneath. It shall be embroidered in gold within an 80x80mm block in the middle of the left breast pocket. Colour Bronze Gold #C9AE5D. (Rayon Thread 120/2 col No 0821#32) Department of Health shall be in Arial font under the lam from left to right in a straight line.</p>	
	Pre-production sample required : XL	

DESCRIPTION MALE: TAILORED DRESS JACKET SHORT (SHORT SLEEVE): MAROON		
Item Number	Item Description	Price for Year 1
32	<p>Colour: Hex : #3c0008 material: Mini-Matt Colour NO 10 Maroon</p> <p>Size S - 5XL Larger sizes to be made available when requested, as per orders.</p>	
	Style: short sleeve	
	Sleeve: the sleeve should extend to 10mm above the elbow	
	<p>The inside of the jacket should be lined. A back lining pleat should be sown in at the top of the lining where it joins the back facing to allow body movement and prevent tearing of the lining. To close-up, the jacket is to be buttoned at the centre front. At the break line the jacket should be buttoned using one, 2-hole buttons (Maroon). The buttons must be the same colour as the garment and be made of melamine. The number of buttons for the centre front must 1 plus 1 spare. Centre front buttons are to overlap by 35mm. The button must be placed as for standard male garments. There must be a shaped jacket front. The back of the jacket should have a centre back seam from the neckline to the hem down the middle of the jacket. A back vent to allow for free movement must be placed at the bottom of the centre back seam. The length of the jacket should be short according to normal jacket garment sizes.</p>	
	Pockets: Twin outer welt pockets The pocket size should be standard for male garment sizes.	
	<p>Collar: notched collar. Back facing and front facing of collar should be of the same material.</p> <p>The collar must be reinforced with Vilene for strength and to ensure that it does not pucker.</p>	
	Independent safety with over locking - bite to be 10mm. Topstitching is plain stitch which is stitched a foot stitch from edge on the pocket flaps, collar, epaulettes, and hem. Thread - ticket no 80. All stress points of the garment must be bar tacked.	
	Shoulder loops for epaulettes: 2x40mm long 10mm wide loops must be sown on the sleeve seam and the 2 nd one 90mm from the sleeve seam. Loops should be sown 25mm on either side of the shoulder seam. The loop should be sown on the left and right shoulder seam. A white 4-hole button should be inserted onto the shoulder seam at 100mm from the loop. The button should be 20mm in diameter. Number of buttons for the aulettes lus a s are should be 3.	
	<p>Logo: The logo shall be the nursing lamp and "Department of Health" underneath. It shall be embroidered in gold within an 80x80mm block in the middle of the left breast pocket. Colour Bronze Gold #C9AE5D. (Rayon Thread 120/2 col No 0821 #32) Department of Hea1th shall be in Arial font under the lam from left to right in a straight line.</p> <p>Pre-production sample required: XL</p>	

DESCRIPTION MALE: TAILORED JACKET REGULAR (LONG SLEEVE): MAROON		
Item Number	Item Description	Price for Year 1
33	<p>Colour: Hex : #3C0008 <u>material:</u> Mini-Matt Colour NO 10 Maroon Size S - 5XL Larger sizes to be made available when requested, as per orders Size S - 5XL Larger sizes to be made available when requested, as per orders.</p>	
	Style: long sleeve	
	Sleeve: the sleeve should taper into a mini-vent with 1, two-hole button at 20mm from the hem edge to allow for comfortable movement of the arms.	
	<p>The inside of the jacket should be lined. A back lining pleat should be sown in at the top of the lining where it joins the back facing to allow body movement and prevent tearing of the lining. To close-up, the jacket is to be buttoned at the centre front. At the break line the jacket should be buttoned using one, 2-hole buttons (Maroon). The buttons must be the same colour as the garment and be made of melamine. The number of buttons for the centre front must 1 plus 1 spare. Centre front buttons are to overlap by 35mm. The buttons must be placed as for standard male garments. There must be a shaped jacket front The back of the jacket should have a centre back seam from the neckline to the hem down the middle of the jacket. A back vent to allow for free movement must be placed at the bottom of the centre back seam. The length of the jacket should be regular according to normal jacket garment sizes.</p>	
	<p>Pockets: Twin outer welt pockets The pocket size should be standard for male garment sizes.</p>	
	<p>Collar: notched collar. Back facing and front facing of collar should be of the same material. The collar must be reinforced with Vilene for strength and to ensure that it does not pucker.</p>	
	<p>Independent safety with over locking - bite to be 10 mm Topstitching is plain stitch which is stitched a foot stitch from edge on the pocket flaps, collar, epaulettes, and hem Thread - ticket no 80 All stress points of the garment must be bar tacked</p>	
	<p>Shoulder loops for epaulettes 2x40mm long 10mm wide loops must be sown on the sleeve seam and the 2nd one 90mm from the sleeve seam. Loops should be sown 25mm on either side of the shoulder seam. The loop should be sown on the left and right shoulder seam. A white 4-hole button should be inserted onto the shoulder seam at 100mm from the loop. The button should be 20mm in diameter. Number of buttons for the epaulettes plus a spare should be 3.</p>	

	<p>Logo</p> <p>The logo shall be the nursing lamp and "Department of Health" underneath. It shall be embroidered in gold within a 8x8cm block in the middle of the left breast pocket.</p> <p>Colour Bronze Gold #C9AE5D. (Rayon Thread 120/2 col No 0821 #32) Department of Health shall be in Arial font under the lamp from left to right in a straight line.</p>	
	Pre-production sample required: XL	
	<p>Independent safety with over locking - bite to be 10 mm</p> <p>Topstitching is plain stitch which is stitched a foot stitch from edge on the pocket flaps, collar, epaulettes, and hem Thread - ticket no 80</p> <p>All stress points of the garment must be bar tacked</p>	
	<p>Shoulder loops for epaulettes</p> <p>2x40mm long 10mm wide loops must be sown on the sleeve seam and the 2nd one 90mm from the sleeve seam. Loops should be sown 25mm on either side of the shoulder seam. The loop should be sown on the left and right shoulder seam. A white 4-hole button should be inserted onto the shoulder seam at 100mm from the loop. The button should be 20mm in diameter. Number of buttons for the epaulettes plus a spare should be 3.</p>	
	<p>Logo</p> <p>The logo shall be the nursing lamp and "Department of Health" underneath. It shall be embroidered in gold within a 8x8cm block in the middle of the left breast pocket.</p> <p>Colour Bronze Gold #C9AE5D. (Rayon Thread 120/2 col No 0821 #32) Department of Health shall be in Arial font under the lamp from left to right in a straight line.</p>	
	Pre-production sample required: XL	

DESCRIPTION MALE: TAILORED DRESS JACKET REGULAR (SHORT SLEEVE): MAROON		
Item Number	Item Description	Price for Year 1
34	<p>Colour: Hex : #30008 Mini-Matt Colour NO 10 Maroon</p> <p>Size S - 5XL Larger sizes to be made</p> <p>Size S - 5XL Larger sizes to be made</p>	
	Style: short sleeve	
	Sleeve: the sleeve should extend from the shoulder to 10mm above the elbow	
	<p>The inside of the jacket should be lined. A back lining pleat should be sown in at the top of the lining where it joins the back facing to allow body movement and prevent tearing of the lining. To close-up, the jacket is to be buttoned at the centre front. At the break line the jacket should be buttoned using one, 2-hole buttons (Maroon). The buttons must be the same colour as the garment. And made of melamine The number of buttons for the centre front must 1 plus 1 spare. Centre front buttons are to overlap by 35mm. The buttons must be placed as for standard male garments. There must be a shaped jacket front. The back of the jacket should have a centre back seam from the neckline to the hem down the middle of the jacket. A back vent to allow for free movement must be placed at the bottom of the centre back seam. The length of the jacket should be regular according to normal jacket garment sizes.</p>	
	Pockets: Twin outer welt pockets The pocket size should be standard for male garment sizes.	
	<p>Collar: notched collar. Back facing and front facing of collar should be of the same material.</p> <p>The collar must be reinforced with Vilene for strength and to ensure that it does not pucker.</p>	
	<p>Independent safety with over locking - bite to be 1 Omm.</p> <p>Topstitching is plain stitch which is stitched a foot stitch from edge on the pocket flaps, collar, epaulettes, and hem. Thread - ticket no 80. All stress points of the garment must be bar tacked.</p>	
	<p>Shoulder loops for epaulettes: 2x40mm long 10 mm wide loops must be sown on the sleeve seam and the 2nd one 90mm from the sleeve seam. Loops should be sown 25mm on either side of the shoulder seam. The loop should be sown on the left and right shoulder seam. A white 4-hole button should be inserted onto the shoulder seam at 100mm from the loop. The button should be 20mm in diameter. Number of buttons for the e aulettes lus a s are should be 3.</p>	
	<p>Logo: The logo shall be the nursing lamp and "Department of Health" underneath. It shall be embroidered in gold within an 80x80mm block in the middle of the left breast pocket. Colour Bronze Gold #C9AE5D. (Rayon Thread 120/2 col No 0821 #32) Department of Health shall be in Arial font under the lam from left to right in a straight line.</p>	
	Pre-production sample required: XL	

DESCRIPTION: FEMALE COURT SHOES 50MM : BROWN		
Item Number	Item Description	Price for Year 1
35	<p>Colour: Brown Hex #331800</p> <p>Style: Female court shoes Gibson type, leather uppers, padded insole. The shoe shall have a semi round toe and be available in Narrow, Medium and Wide Fittings.</p> <p>Sizes Be in sizes 210 (2) to (10) UK.</p> <p>Uppers: The leather uppers shall be of a tanned skin of a bovine animal. Leather tanned with an inorganic tanning agent (or agents) and that may have been retanned with an organic tanning agent (or agents). Be free from defects that affect its appearance or can affect its serviceability (or both), shall not be pipy, loose grained, hard or bony and shall be well fleshed and free from flay marks. Upper leather should be dyed through.</p> <p>Il stitching having 12 to 14 stitches per 25 mm. The back seam must be closed and must be seam reduced and taped. It should be so treated as to produce a so supple mellow feel.</p> <p>Lining: The lining will be a woven nylon material (skin fit)</p> <p>Heel The heel shall be nailed to be insole and upper. The heel shall be attached with at least 4 heel nails and in such a way that the heel will not come off during wear. The height should be 50mm, of the heels on a finished shoe, measured along a vertical line at the centre of the back of the heel.</p> <p>Innersole: The inner sole shall be accurately cut to the correct shape of the last. The innersole shall be of cellulose fibreboard with a minimum thickness of 1,50mm \pm 0,25mm.</p> <p>Seams: The threads used for attaching the various upper components shall be a continuous filament polyester thread, ticket No: 50. Be of a colour that matches the upper materials colour.</p> <p>The seam shall comply with the following requirements:</p> <p>all upper seams shall be free from ridges and roughness. There shall be no loose, ragged or uneven seams and all loose thread ends shall have been removed. All seams shall be lock-stitch seams. Thread tensions shall be so balanced that the lock is located in the centre of the materials being stitched.</p> <p>Shoe markings:</p> <p>Each shoe shall bear the following information, neatly and legibly impressed on the waist of the shoe</p> <ul style="list-style-type: none"> ➤ the manufacturer's name or trade mark; ➤ the size and fitting; ➤ the year of manufacture; and the national Stock number (NSN) <p>Care -labelling: A swing with "care and use" instructions that shall contain the substance of the wording listed below and shall be supplied with each pair of shoes:</p> <ul style="list-style-type: none"> ➤ Remove all dust and dirt using a brush or wet newspaper. ➤ Clean your shoes daily with a wax polish of compatible colour. ➤ Do not leave near heat as this will make the leather hard and brittle. Do not use any form of heat on your shoes. <p>Postproduction sample required size 6</p>	

DESCRIPTION: FEMALE SERVICE SHOES : BROWN		
Item Number	Item Description	Price for Year 1
36	Description	
	Colour: Brown Hex #331800	
	Style: Lace up female service shoes. Gibson type, leather uppers, padded insole. The shoes shall have a semi round toe and be available in Narrow, Medium and Wide fittings.	
	Sizes Be in sizes 2 to 10 UK.	
	Uppers: The leather uppers shall be of a tanned skin of a bovine animal. Leather tanned with an inorganic tanning agent (or agents) and that may have been re tanned with an organic tanning agent (or agents). Be free from defects that affect its appearance or can affect its serviceability (or both), shall not be pipy, loose grained, hard or bony and shall be well fleshed and free from flay marks. Upper leather should be dyed through. Il stitching having 12 to 14 stitches per 25 mm. The back seam must be closed and must be seam reduced and taped. It should be so treated as to produce a so supple mellow feel.	
	Lining: Fully lined The lining will be a woven nylon material (skin fit)	
	Innersole: The inner sole shall be accurately cut to the correct shape of the last. The innersole shall be of cellulose fibreboard with a minimum thickness of 1, 50mm +-0,25mm.	
	Seams: The threads used for attaching the various upper components shall be a continuous filament polyester thread, ticket No: 50. Be of a colour that matches he upper materials colour. The seam shall comply with the following requirements: All upper seams shall be free from ridges and roughness. There shall be no loose, ragged or uneven seams and all loose thread ends shall have been removed. All seams shall be lock-stitch seams. Thread tensions shall be so balanced that the lock is located in the centre of the materials being stitched.	
	amps: The vamp to be perforated with holes of 1 .00 mm in diameter in an acceptable pattern as shown in pictures	
	Eyelets: > Four eyelets on both sides for all sizes to be of the invisible-setting type internal diameter to be at least 3,0 mm The length of the barrels to be such that proper clinching is ensured	
	Laces: ➤ Each pair of shoes should be provided with pair of laces. to be flat nylon (Not round) of uniform and acceptable colour to the upper material to have fused ends lace length shall be at least 600mm	

	<p>Shoe markings:</p> <p>Each shoe shall bear the following information, neatly and legibly impressed on the waist of the shoe:</p> <ul style="list-style-type: none"> ➤ the manufacturer's name or trade mark; the size and fitting; the ➤ year of manufacture; and the national Stock number (NSN) ➤ ➤ <p>Care -labelling: A swing with "care and use" instructions that shall contain the substance of the wording listed below and shall be supplied with each pair of shoes:</p> <ul style="list-style-type: none"> ➤ Remove all dust and dirt using a brush or wet newspaper. ➤ Clean your shoes daily with a wax polish of compatible colour. ➤ Do not leave near heat as this will make the leather hard and ➤ brittle. Do not use any form of heat on your shoes. <p>Postproduction sample required size 6</p>	
--	---	--

DESCRIPTION: MALE DRESS/SERVICE SHOES : BROWN		
Item Number	Item Description	Price for Year 1
37	Colour: Brown Hex #331800	
	Style: Male dress/service shoes. Gibson type, leather uppers, padded insole. Construction should be the good year welted principle with an innersole, welt and outer sole. The shoes shall be available in Narrow, Medium and Wide fittings.	
	Sizes Be in sizes 4 to 14 UK.	
	Uppers: The leather uppers shall be of a tanned skin of a bovine animal. Leather tanned with an inorganic tanning agent (or agents) and that may have been retained with an organic tanning agent (or agents). Be free from defects that affect its appearance or can affect its serviceability (or both), shall not be pipy, loose grained, hard or bony and shall be well fleshed and free from flay marks. Il stitching having 12 to 14 stitches per 25 mm. The back seam must be closed and must be seam reduced and taped. It should be so treated as to produce a so supple mellow feel.	
	Lining: The lining will be a woven nylon material (skin fit)	
	Heel The heel shall be nailed to be insole and upper. The heel shall be attached ith at least 4 heel nails and in such a way that the heel will not come off during ear. The height should be 20mm-30mm, of the heels on a finished shoe, measured along a vertical line at the centre of the back of the heel.	
	Innersole: The inner sole shall be accurately cut to the correct shape of the last. he innersole shall be of cellulose fibreboard with a minimum thickness of 1 ,50mm +-0,25mm.	
	Seams: The threads used for attaching the various upper components shall be a continuous filament polyester thread, ticket No: 50. Be of a colour that matches the upper materials colour. The seam shall comply with the following requirements: All upper seams shall be free from ridges and roughness. There shall be no loose, ragged or uneven seams and all loose thread ends shall have been removed. All seams shall be lock-stitch seams. Thread tensions shall be so balanced that the lock is located in the centre of the materials being stitched.	
	Eyelets: The shoes shall be fitted with brass eyelets with japanned or cellulose painted rims. The diameter of the eyelets across the inside of the barrels shall be in the range of 3mm to 4mm. The eyelets shall be securely fastened on the lacings of the shoes and be evenly spaced Sizes 4 to 6,5 UK four pairs on each side and Size 7 to 14 UK five pairs on each side after lacing has been completed, the machine lacing shall provide for a 6mm opening before lasting and a tolerance of not more that 3mm after lasting.	

	<p>Shoe markings:</p> <p>Each shoe shall bear the following information, neatly and legibly impressed on the waist of the shoe:</p> <ul style="list-style-type: none"> ➤ the manufacturer's name or trade mark; the size and fitting; the ➤ year of manufacture; and the national Stock number (NSN) ➤ ➤ 	
	<p>Care -labelling: A swing with "care and use" instructions that shall contain the substance of the wording listed below and shall be supplied with each pair of shoes:</p> <ul style="list-style-type: none"> ➤ Remove all dust and dirt using a brush or wet newspaper. ➤ Clean your shoes daily with a wax polish of compatible colour. ➤ Do not leave near heat as this will make the leather hard and brittle. Do not use any form of heat on your shoes. 	
	Postproduction sample required size 7 UK	

DESCRIPTION		
LEATHER BELTS: UNISEX		
Item Number	Item Description	Price for Year 1
38	Colour shall be: Brown Hex #331800	

DESCRIPTION: UNISEX OUTDOOR/LNDOOR FIELD JACKETS		
Item Number	Item Description	Price for Year 1
39	<p>Colour: Maroon Hex : #3c0008</p> <p>Size S to 5xl Larger sizes should be made available on request.</p> <p>Material : Soft shell-(Windproof and water-shedding properties)</p> <p>Inner collar fleece la er that is a com position of the soft shell material already</p>	
	Style: Semi-fitted, long sleeve with zip-off sleeves and zip-off hoodie.	
	Cuff: Width 20mm and must be top stitched for extra strength. The cuff must have 50-80mm of elastic to ensure a solid neat fit. Alternatively adjustable drawstrings/elastic.	
	Sleeve: Each sleeve should have a 80-150mm Ykk invisible zip (Maroon) at the shoulder blade throughout the circumference of the arm (around the armpit) for remove and reattach purposes so that that jacket is suitable for any weather conditions. Sleeves to be zip -off to allow versatility.	
	Pockets: Each panel to have (right and left) a single slanted pocket 120mm140mm long with same shade zips and zip pullers. Pocket depth to be 180200mm.	
	Collar: Short stand —up collar, 50mm wide from collar bone with double top stitching. Invisible 100mm zip attached to the back of jacket to allow removable hoodie.	
	Centre long zip: 550mm-650mm centre zip, same shade as jacket with a single zip puller. Single baffle behind zip for wind protection and protective zip flap at the top to ensure no skin irritation.	
	Seam type: Square hemmed jacket tails. Independent safety with over locking bite to be 20mm. Topstitching is plain stitch which is stitched. Thread - ticket no 80. All stress points of the garment must be bar tacked.	
	<p>Shoulder loops for epaulettes</p> <p>A 50mm long 10mm wide loop must be sown on the sleeve seam 25mm on either side of the shoulder seam. The loop should be sown on the left and right shoulder seam. A Maroon 4-hole button should be inserted onto the shoulder seam at 100mm from the loop. The button should be 20mm in diameter. Minimum number of buttons plus a spare should be 3.</p>	
	<p>Logo: The logo shall be the nursing lamp and "Department of Health" underneath. It shall be embroidered in gold within an 80x80mm block in the middle of the left breast pocket. Colour Bronze Gold #C9AE5D. (Rayon Thread 120/2 Col No 0821#32) Department of Health shall be in Arial font under the lamp from left to right in a straight line.</p>	
	Pre-production sample required: XL	

DESCRIPTION: UNISEX SERVICE TOPS SHORT SLEEVE: WHITE DESIGN 01		
Item Number	Item Description	Price for Year 1
40	<p>Colour: PANTONE 11-0601 TCX Natural white <u>material</u>: Tropical Mini-Matt Colour No 1 White</p> <p>Size S to 5xl Larger sizes should be made available on request</p> <p>Style: short sleeve with dummy turn-up cuffs.</p>	
	<p>The top section of the garment must provide comfortable space over the upper chest section.</p> <p>Armhole cut-out to sleeve width over the shoulder head ratio should allow free range of motion without pulling across the upper arm. When the armhole is cut out with sufficient depth, arms are allowed to move freely without additional material strain across the upper arms and shoulder blades</p>	
	<p>Slits must be provided on both sides in the side seam of the shirt with a slit length no more than 100mm deep. The slit should have top stitching. This is to make provision for more space at the hips. The shirt should be flared slightly from approximate waistline to hem line. The total difference between waistline circumference and hem circumference should not exceed 100mm. The front and back panel should be cut with a slight curve (back more than front) to ensure a longer section is covering the buttocks.</p>	
	<p>Cuff: cuff width 30mm and must be top stitched for extra strength — 5 mm from the top edge of dummy cuff.</p>	
	<p>Pockets: One (1) patch breast pocket. The pocket must be square. The sizes of the chest pocket is 100mm wide & 120 mm long. The chest pocket must be placed in line with the under arm seam and centred over the middle shoulder top stitching on the left front panels. There shall be left (l) and right (r) bottom patch pockets on the front of the top. The pockets should be 150mm and 180mm long</p>	
	<p>Collar: open glad neck collar. There must be a yoke at the back 100 mm from the bottom of the collar. NB: Collar to be square, not round as in picture provided.</p>	
	<p>Logo The logo shall be the nursing lamp and "Department of Health" underneath. It shall be embroidered in gold within an 80x80mm block in the middle of the left breast pocket. Colour Bronze Gold #C9AE5D. (Rayon Thread 120/2 col No 0821 #32) Department of Health shall be in Arial font under the lamp from left to right in a straight line.</p>	
	<p>Seam type: Independent safety with over locking - bite to be 10mm. Topstitching is plain stitch which is stitched a foot stitch from edge on the pocket flaps, collar, epaulettes, and hem Thread - ticket no 80. All stress points of the garment must be bar tacked.</p>	
	<p>Shoulder loops for epaulettes:</p> <p>2x40mm long 10 mm wide loops must be sown on the sleeve seam and the 2nd one 90mm from the sleeve seam. Loops should be sown 25mm on either side of the shoulder seam. The loop should be sown on the left and right shoulder seam. A white 4-hole button should be inserted onto the shoulder seam at 100mm from the loop. The button should be 20mm in diameter. Minimum number of buttons plus a spare should be 3.</p>	
	Pre-production sample required XL	

DESCRIPTION:	UNISEX TOPS SHORT SLEEVE: DESIGN 02	
Item Number	Item Description	Price for Year 1
41	<p>Colour: PANTONE 11-0601 TCX Natural white <u>material</u>: Tropical Mini-Matt Colour No 1 White Size S to 5xl Larger sizes should be made available on request Style: short sleeve with dummy turn-up cuffs</p> <p>The top section of the garment must provide comfortable space over the upper chest section.</p> <p>Armhole cut-out to sleeve width over the shoulder head ratio should allow free range of motion without pulling across the upper arm. When the armhole is cut out with sufficient depth, arms are allowed to move freely without additional material strain across the upper arms and shoulder blades.</p> <p>The shirt should be flared slightly from approximate waistline to hem line. The total difference between waistline circumference and hem circumference should not exceed 100mm. The front and back panel should be cut with a slight curve (back more than front) to ensure a longer section is covering the buttocks.</p> <p>Slits must be provided on both sides in the side seam of the shirt with a slit size no more than 100mm deep. The slit should have top stitching. This is to make provision for more space at the hips.</p> <p>Cuff: cuff width 30mm and must be top stitched for extra strength — 5 mm from the top edge of dummy cuff.</p> <p>Pockets: One (1) patch breast pocket. The pocket must be square. The sizes of the chest pocket is 100mm wide & 120 mm long. The chest pocket must be placed in line with the der- arm seam and centered over the middle shoulder top stitching on the left front panels. There shall be left (1) and right (1) bottom patch pockets on the front of the top. The pockets should be 150mm and 180mm long</p>	
	<p>Collar:NB Collar to be Square, not as in picture provided The shirt shall be a collar-less, button down to</p> <p>Logo: The logo shall be the nursing lamp and "Department of Health" underneath. It shall be embroidered in gold within an 80x80mm block in the middle of the left breast pocket. Colour Bronze Gold #C9AE5D. (Rayon Thread 120/2 col No 0821 #32) Department of Hea1th shall be in Arial font, under the lam from left to right in a straight line.</p> <p>Seam type: Independent safety with over locking - bite to be 10mm. Topstitching is plain stitch which is stitched a foot stitch from edge on the pocket flaps, collar, epaulettes, and hem. Thread - ticket no 80. All stress points of the garment must be bar tacked.</p> <p>Shoulder loops for epaulettes 2x40mm long 10 mm wide loops must be sown on the sleeve seam and the 2nd one 90mm from the sleeve seam. Loops should be sown 25mm on either side of the shoulder seam. The loop should be sown on the left and right shoulder seam. A white 4-hole button (White) should be inserted onto the shoulder seam at 100mm from the loop. The button should be 20mm in diameter. Minimum number of buttons plus a spare should be 3.</p> <p>Pre-production sample required: XL</p>	

Particulars of tender (If applicable)Tender number Estimated Tender amount R , Expected duration of the tender year(s)**Particulars of the 3 largest contracts previously awarded**

Date started	Date finalised	Principal	Contact person	Telephone number	Amount
--------------	----------------	-----------	----------------	------------------	--------

Audit

Are you currently aware of any Audit investigation against you/the company? YES NO

If "YES" provide details

Appointment of representative/agent (Power of Attorney)I the undersigned confirm that I require a Tax Clearance Certificate in respect of Tenders or Goodstanding.I hereby authorise and instruct to apply to and receive from SARS the applicable Tax Clearance Certificate on my/our behalf.

Signature of representative/agent

Date

Name of representative/agent

Declaration

I declare that the information furnished in this application as well as any supporting documents is true and correct in every respect.

Signature of applicant/Public Officer

Date

Name of applicant/
Public Officer**Notes:**

- It is a serious offence to make a false declaration.
- Section 75 of the Income Tax Act, 1962, states: Any person who
 - fails or neglects to furnish, file or submit any return or document as and when required by or under this Act; or
 - without just cause shown by him, refuses or neglects to-
 - furnish, produce or make available any information, documents or things;
 - reply to or answer truly and fully, any questions put to him ...

As and when required in terms of this Act ... shall be guilty of an offence ...
- SARS will, under no circumstances, issue a Tax Clearance Certificate unless this form is completed in full.**
- Your Tax Clearance Certificate will only be issued on presentation of your South African Identity Document or Passport (Foreigners only) as applicable.

BIDDER'S DISCLOSURE

1. PURPOSE OF THE FORM

Any person (natural or juristic) may make an offer or offers in terms of this invitation to bid. In line with the principles of transparency, accountability, impartiality, and ethics as enshrined in the Constitution of the Republic of South Africa and further expressed in various pieces of legislation, It is required for the bidder to make this declaration in respect of the details required hereunder.

Where a person/s are listed in the Register for Tender Defaulters and / or the List of Restricted Suppliers, that person will automatically be disqualified from the bid process.

2. Bidder's declaration

2.1 Is the bidder, or any of its directors / trustees / shareholders / members / partners or any person having a controlling interest¹ in the enterprise, employed by the state? **YES/NO**

2.1.1 If so, furnish particulars of the names, individual identity numbers, and, if applicable, state employee numbers of sole proprietor/ directors / trustees / shareholders / members/ partners or any person having a controlling interest in the enterprise, in table below.

Full Name	Identity Number	Name of State institution

2.2 Do you, or any person connected with the bidder, have a relationship

¹ the power, by one person or a group of persons holding the majority of the equity of an enterprise, alternatively, the person/s having the deciding vote or power to influence or to direct the course and decisions of the enterprise.

SBD4

with any person who is employed by the procuring institution? YES/NO

2.2.1 If so, furnish particulars:

.....
.....
.....

2.3 Does the bidder or any of its directors / trustees / shareholders / members / partners or any person having a controlling interest in the enterprise have any interest in any other related enterprise whether or not they are bidding for this contract? YES/NO

2.3.1 If so, furnish particulars:

.....
.....

3 DECLARATION

I, _____ the _____ undersigned,
(name)..... in
submitting the accompanying bid, do hereby make the following
statements that I certify to be true and complete in every respect:

- 3.1 I have read and I understand the contents of this disclosure;
- 3.2 I understand that the accompanying bid will be disqualified if this disclosure is found not to be true and complete in every respect;
- 3.3 The bidder has arrived at the accompanying bid independently from, and without consultation, communication, agreement or arrangement with any competitor. However, communication between partners in a joint venture or consortium² will not be construed as collusive bidding.
- 3.4 In addition, there have been ~~no consultations, communications, agreements or arrangements with any competitor~~ regarding the quality, quantity, specifications, prices, including methods, factors or formulas used to calculate prices, market allocation, the intention or decision to submit or not to submit the bid, bidding with the intention not to win the bid and conditions or delivery particulars of the products or services to which this bid invitation relates.
- 3.4 The terms of the accompanying bid have not been, and will not be, disclosed by the bidder, directly or indirectly, to any competitor, prior to the date and time of the official bid opening or of the awarding of the contract.

² Joint venture or Consortium means an association of persons for the purpose of combining their expertise, property, capital, efforts, skill and knowledge in an activity for the execution of a contract.

SBD4

- 3.5 There have been no consultations, communications, agreements or arrangements made by the bidder with any official of the procuring institution in relation to this procurement process prior to and during the bidding process except to provide clarification on the bid submitted where so required by the institution; and the bidder was not involved in the drafting of the specifications or terms of reference for this bid.
- 3.6 I am aware that, in addition and without prejudice to any other remedy provided to combat any restrictive practices related to bids and contracts, bids that are suspicious will be reported to the Competition Commission for investigation and possible imposition of administrative penalties in terms of section 59 of the Competition Act No-89 of 1998 and or may be reported to the National Prosecuting Authority (NPA) for criminal investigation and or may be restricted from conducting business with the public sector for a period not exceeding ten (10) years in terms of the Prevention and Combating of Corrupt Activities Act No 12 of 2004 or any other applicable legislation.

I CERTIFY THAT THE INFORMATION FURNISHED IN PARAGRAPHS 1, 2 and 3 ABOVE IS CORRECT.

I ACCEPT THAT THE STATE MAY REJECT THE BID OR ACT AGAINST ME IN TERMS OF PARAGRAPH 6 OF PFMA SCM INSTRUCTION 03 OF 2021/22 ON PREVENTING AND COMBATING ABUSE IN THE SUPPLY CHAIN MANAGEMENT SYSTEM SHOULD THIS DECLARATION PROVE TO BE FALSE.

.....
Signature

.....
Date

.....
Position

.....
Name of bidder

PREFERENCE POINTS CLAIM FORM IN TERMS OF THE PREFERENTIAL PROCUREMENT REGULATIONS 2022

This preference form must form part of all tenders invited. It contains general information and serves as a claim form for preference points for specific goals.

NB: BEFORE COMPLETING THIS FORM, TENDERERS MUST STUDY THE GENERAL CONDITIONS, DEFINITIONS AND DIRECTIVES APPLICABLE IN RESPECT OF THE TENDER AND PREFERENTIAL PROCUREMENT REGULATIONS, 2022

1. GENERAL CONDITIONS

1.1 The following preference point systems are applicable to invitations to tender:

- the 80/20 system for requirements with a Rand value of up to R50 000 000 (all applicable taxes included); and
- the 90/10 system for requirements with a Rand value above R50 000 000 (all applicable taxes included).

1.2 To be completed by the organ of state

(delete whichever is not applicable for this tender).

- a) The applicable preference point system for this tender is the 90/10 preference point system.
- b) The applicable preference point system for this tender is the 80/20 preference point system.
- c) Either the 90/10 or 80/20 preference point system will be applicable in this tender. The lowest/ highest acceptable tender will be used to determine the accurate system once tenders are received.

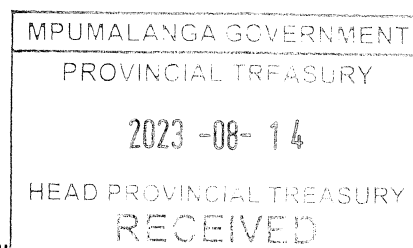
1.3 Points for this tender (even in the case of a tender for income-generating contracts) shall be awarded for:

- (a) Price; and
- (b) Specific Goals.

1.4 To be completed by the organ of state:

The maximum points for this tender are allocated as follows:

	POINTS
PRICE	90
SPECIFIC GOALS	10
Total points for Price and SPECIFIC GOALS	100



- 1.5 Failure on the part of a tenderer to submit proof or documentation required in terms of this tender to claim points for specific goals with the tender, will be interpreted to mean that preference points for specific goals are not claimed.
- 1.6 The organ of state reserves the right to require of a tenderer, either before a tender is adjudicated or at any time subsequently, to substantiate any claim in regard to preferences, in any manner required by the organ of state.

2. DEFINITIONS

- (a) **“tender”** means a written offer in the form determined by an organ of state in response to an invitation to provide goods or services through price quotations, competitive tendering process or any other method envisaged in legislation;
- (b) **“price”** means an amount of money tendered for goods or services, and includes all applicable taxes less all unconditional discounts;
- (c) **“rand value”** means the total estimated value of a contract in Rand, calculated at the time of bid invitation, and includes all applicable taxes;
- (d) **“tender for income-generating contracts”** means a written offer in the form determined by an organ of state in response to an invitation for the origination of income-generating contracts through any method envisaged in legislation that will result in a legal agreement between the organ of state and a third party that produces revenue for the organ of state, and includes, but is not limited to, leasing and disposal of assets and concession contracts, excluding direct sales and disposal of assets through public auctions; and
- (e) **“the Act”** means the Preferential Procurement Policy Framework Act, 2000 (Act No. 5 of 2000).

3. FORMULAE FOR PROCUREMENT OF GOODS AND SERVICES

3.1. POINTS AWARDED FOR PRICE

3.1.1 THE 80/20 OR 90/10 PREFERENCE POINT SYSTEMS

A maximum of 80 or 90 points is allocated for price on the following basis:

$$\begin{array}{ccc}
 \mathbf{80/20} & \mathbf{or} & \mathbf{90/10} \\
 \\
 \mathbf{Ps} = \mathbf{80} \left(\mathbf{1} - \frac{\mathbf{Pt} - \mathbf{Pmin}}{\mathbf{Pmin}} \right) & \mathbf{or} & \mathbf{Ps} = \mathbf{90} \left(\mathbf{1} - \frac{\mathbf{Pt} - \mathbf{Pmin}}{\mathbf{Pmin}} \right)
 \end{array}$$

Where

- Ps = Points scored for price of tender under consideration
- Pt = Price of tender under consideration
- Pmin = Price of lowest acceptable tender

3.2. FORMULAE FOR DISPOSAL OR LEASING OF STATE ASSETS AND INCOME GENERATING PROCUREMENT

3.2.1. POINTS AWARDED FOR PRICE

A maximum of 80 or 90 points is allocated for price on the following basis:

$$\begin{array}{ccc} \mathbf{80/20} & \mathbf{or} & \mathbf{90/10} \\ \\ \mathbf{Ps = 80 \left(1 + \frac{Pt - P_{max}}{P_{max}} \right)} & \mathbf{or} & \mathbf{Ps = 90 \left(1 + \frac{Pt - P_{max}}{P_{max}} \right)} \end{array}$$

Where

- Ps = Points scored for price of tender under consideration
Pt = Price of tender under consideration
Pmax = Price of highest acceptable tender

4. POINTS AWARDED FOR SPECIFIC GOALS

- 4.1. In terms of Regulation 4(2); 5(2); 6(2) and 7(2) of the Preferential Procurement Regulations, preference points must be awarded for specific goals stated in the tender. For the purposes of this tender the tenderer will be allocated points based on the goals stated in table 1 below as may be supported by proof/ documentation stated in the conditions of this tender:
- 4.2. In cases where organs of state intend to use Regulation 3(2) of the Regulations, which states that, if it is unclear whether the 80/20 or 90/10 preference point system applies, an organ of state must, in the tender documents, stipulate in the case of—
- (a) an invitation for tender for income-generating contracts, that either the 80/20 or 90/10 preference point system will apply and that the highest acceptable tender will be used to determine the applicable preference point system; or
 - (b) any other invitation for tender, that either the 80/20 or 90/10 preference point system will apply and that the lowest acceptable tender will be used to determine the applicable preference point system,
- then the organ of state must indicate the points allocated for specific goals for both the 90/10 and 80/20 preference point system.

Table 1: Specific goals for the tender and points claimed are indicated per the table below.

(Note to organs of state: Where either the 90/10 or 80/20 preference point system is applicable, corresponding points must also be indicated as such.

Note to tenderers: The tenderer must indicate how they claim points for each preference point system.)

The specific goals allocated points in terms of this tender	Number of points allocated (90/10 system) (To be completed by the organ of state)	Number of points claimed (90/10 system) (To be completed by the tenderer)
Locality (Mpumalanga)	03	
Woman	03	
Youth	02	
Person living with disability	02	

DECLARATION WITH REGARD TO COMPANY/FIRM

4.3. Name of company/firm.....

4.4. Company registration number:

4.5. TYPE OF COMPANY/ FIRM

Partnership/Joint Venture / Consortium

One-person business/sole propriety

Close corporation

Public Company

Personal Liability Company

(Pty) Limited

Non-Profit Company

State Owned Company

[TICK APPLICABLE BOX]

4.6. I, the undersigned, who is duly authorised to do so on behalf of the company/firm, certify that the points claimed, based on the specific goals as advised in the tender, qualifies the company/ firm for the preference(s) shown and I acknowledge that:

- i) The information furnished is true and correct;
- ii) The preference points claimed are in accordance with the General Conditions as indicated in paragraph 1 of this form;
- iii) In the event of a contract being awarded as a result of points claimed as shown in paragraphs 1.4 and 4.2, the contractor may be required to furnish documentary proof to the satisfaction of the organ of state that the claims are correct;
- iv) If the specific goals have been claimed or obtained on a fraudulent basis or any

of the conditions of contract have not been fulfilled, the organ of state may, in addition to any other remedy it may have –

- (a) disqualify the person from the tendering process;
- (b) recover costs, losses or damages it has incurred or suffered as a result of that person's conduct;
- (c) cancel the contract and claim any damages which it has suffered as a result of having to make less favourable arrangements due to such cancellation;
- (d) recommend that the tenderer or contractor, its shareholders and directors, or only the shareholders and directors who acted on a fraudulent basis, be restricted from obtaining business from any organ of state for a period not exceeding 10 years, after the *audi alteram partem* (hear the other side) rule has been applied; and
- (e) forward the matter for criminal prosecution, if deemed necessary.

.....	
SIGNATURE(S) OF TENDERER(S)	
SURNAME AND NAME:
DATE:
ADDRESS:

DECLARATION CERTIFICATE FOR LOCAL PRODUCTION AND CONTENT FOR DESIGNATED SECTORS

This Standard Bidding Document (SBD) must form part of all bids invited. It contains general information and serves as a declaration form for local content (local production and local content are used interchangeably).

Before completing this declaration, bidders must study the General Conditions, Definitions, Directives applicable in respect of Local Content as prescribed in the Preferential Procurement Regulations, 2017, the South African Bureau of Standards (SABS) approved technical specification number SATS 1286:2011 (Edition 1) and the Guidance on the Calculation of Local Content together with the Local Content Declaration Templates [Annex C (Local Content Declaration: Summary Schedule), D (Imported Content Declaration: Supporting Schedule to Annex C) and E (Local Content Declaration: Supporting Schedule to Annex C)].

1. General Conditions

1.1. Preferential Procurement Regulations, 2017 (Regulation 8) make provision for the promotion of local production and content.

1.2. Regulation 8.(2) prescribes that in the case of designated sectors, organs of state must advertise such tenders with the specific bidding condition that only locally produced or manufactured goods, with a stipulated minimum threshold for local production and content will be considered.

1.3. Where necessary, for tenders referred to in paragraph 1.2 above, a two stage bidding process may be followed, where the first stage involves a minimum threshold for local production and content and the second stage price and B-BBEE.

1.4. A person awarded a contract in relation to a designated sector, may not sub-contract in such a manner that the local production and content of the overall value of the contract is reduced to below the stipulated minimum threshold.

1.5. The local content (LC) expressed as a percentage of the bid price must be calculated in accordance with the SABS approved technical specification number SATS 1286: 2011 as follows:

$$LC = [1 - x / y] * 100$$

Where

x is the imported content in Rand

y is the bid price in Rand excluding value added tax (VAT)

Prices referred to in the determination of x must be converted to Rand (ZAR) by using the exchange rate published by South African Reserve Bank (SARB) on the date of advertisement of the bid as indicated in paragraph 3.1 below.

The SABS approved technical specification number SATS 1286:2011 is accessible on [http://www.thedti.gov.za/industrial development/ip.jsp](http://www.thedti.gov.za/industrial%20development/ip.jsp) at no cost.

1.6. A bid may be disqualified if this Declaration Certificate and the Annex C (Local Content Declaration: Summary Schedule) are not submitted as part of the bid documentation;

2. The stipulated minimum threshold(s) for local production and content (refer to Annex A of SATS 1286:2011) for this bid is/are as follows:

<u>Description of services, works or goods</u>	<u>Stipulated minimum threshold</u>
_____	_____ %
_____	_____ %
_____	_____ %

3. Does any portion of the goods or services offered have any imported content?

(Tick applicable box)

YES		NO	
-----	--	----	--

3.1 If yes, the rate(s) of exchange to be used in this bid to calculate the local content as prescribed in paragraph 1.5 of the general conditions must be the rate(s) published by SARB for the specific currency on the date of advertisement of the bid.

The relevant rates of exchange information is accessible on www.resbank.co.za

Indicate the rate(s) of exchange against the appropriate currency in the table below (refer to Annex A of SATS 1286:2011):

Currency	Rates of exchange
US Dollar	
Pound Sterling	
Euro	
Yen	
Other	

NB: Bidders must submit proof of the SARB rate (s) of exchange used.

4. Where, after the award of a bid, challenges are experienced in meeting the stipulated minimum threshold for local content the dti must be informed accordingly in order for the dti to verify and in consultation with the AO/AA provide directives in this regard.

LOCAL CONTENT DECLARATION
(REFER TO ANNEX B OF SATS 1286:2011)

LOCAL CONTENT DECLARATION BY CHIEF FINANCIAL OFFICER OR OTHER LEGALLY RESPONSIBLE PERSON NOMINATED IN WRITING BY THE CHIEF EXECUTIVE OR SENIOR MEMBER/PERSON WITH MANAGEMENT RESPONSIBILITY (CLOSE CORPORATION, PARTNERSHIP OR INDIVIDUAL)

IN RESPECT OF BID NO.

ISSUED BY: (Procurement Authority / Name of Institution):
.....

NB

- 1 The obligation to complete, duly sign and submit this declaration cannot be transferred to an external authorized representative, auditor or any other third party acting on behalf of the bidder.
- 2 Guidance on the Calculation of Local Content together with Local Content Declaration Templates (Annex C, D and E) is accessible on http://www.thedti.gov.za/industrial_development/ip.jsp. Bidders should first complete Declaration D. After completing Declaration D, bidders should complete Declaration E and then consolidate the information on Declaration C. **Declaration C should be submitted with the bid documentation at the closing date and time of the bid in order to substantiate the declaration made in paragraph (c) below.** Declarations D and E should be kept by the bidders for verification purposes for a period of at least 5 years. The successful bidder is required to continuously update Declarations C, D and E with the actual values for the duration of the contract.

I, the undersigned, (full names),
do hereby declare, in my capacity as
of (name of bidder
entity), the following:

- (a) The facts contained herein are within my own personal knowledge.
- (b) I have satisfied myself that:
 - (i) the goods/services/works to be delivered in terms of the above-specified bid comply with the minimum local content requirements as specified in the bid, and as measured in terms of SATS 1286:2011; and
- (c) The local content percentage (%) indicated below has been calculated using the formula given in clause 3 of SATS 1286:2011, the rates of exchange indicated in paragraph 3.1 above and the information contained in Declaration D and E which has been consolidated in Declaration C:

Bid price, excluding VAT (y)	R
Imported content (x), as calculated in terms of SATS 1286:2011	R
Stipulated minimum threshold for local content (paragraph 3 above)	
Local content %, as calculated in terms of SATS 1286:2011	

If the bid is for more than one product, the local content percentages for each product contained in Declaration C shall be used instead of the table above.
The local content percentages for each product has been calculated using the formula given in clause 3 of SATS 1286:2011, the rates of exchange indicated in paragraph 3.1 above and the information contained in Declaration D and E.

- (d) I accept that the Procurement Authority / Institution has the right to request that the local content be verified in terms of the requirements of SATS 1286:2011.
- (e) I understand that the awarding of the bid is dependent on the accuracy of the information furnished in this application. I also understand that the submission of incorrect data, or data that are not verifiable as described in SATS 1286:2011, may result in the Procurement Authority / Institution imposing any or all of the remedies as provided for in Regulation 14 of the Preferential Procurement Regulations, 2017

promulgated under the Preferential Policy Framework Act (PPPFA), 2000 (Act No. 5 of 2000).

SIGNATURE: _____

WITNESS No. 1 _____

DATE: _____

WITNESS No. 2 _____

DATE: _____

THE NATIONAL TREASURY

Republic of South Africa



GOVERNMENT PROCUREMENT: GENERAL CONDITIONS OF CONTRACT

July 2010

GOVERNMENT PROCUREMENT
GENERAL CONDITIONS OF CONTRACT
July 2010

NOTES

The purpose of this document is to:

- (i) Draw special attention to certain general conditions applicable to government bids, contracts and orders; and
- (ii) To ensure that clients be familiar with regard to the rights and obligations of all parties involved in doing business with government.

In this document words in the singular also mean in the plural and vice versa and words in the masculine also mean in the feminine and neuter.

- The General Conditions of Contract will form part of all bid documents and may not be amended.
- Special Conditions of Contract (SCC) relevant to a specific bid, should be compiled separately for every bid (if applicable) and will supplement the General Conditions of Contract. Whenever there is a conflict, the provisions in the SCC shall prevail.

TABLE OF CLAUSES

1. Definitions
2. Application
3. General
4. Standards
5. Use of contract documents and information; inspection
6. Patent rights
7. Performance security
8. Inspections, tests and analysis
9. Packing
10. Delivery and documents
11. Insurance
12. Transportation
13. Incidental services
14. Spare parts
15. Warranty
16. Payment
17. Prices
18. Contract amendments
19. Assignment
20. Subcontracts
21. Delays in the supplier's performance
22. Penalties
23. Termination for default
24. Dumping and countervailing duties
25. Force Majeure
26. Termination for insolvency
27. Settlement of disputes
28. Limitation of liability
29. Governing language
30. Applicable law
31. Notices
32. Taxes and duties
33. National Industrial Participation Programme (NIPP)
34. Prohibition of restrictive practices

General Conditions of Contract

1. Definitions

1. The following terms shall be interpreted as indicated:
 - 1.1 "Closing time" means the date and hour specified in the bidding documents for the receipt of bids.
 - 1.2 "Contract" means the written agreement entered into between the purchaser and the supplier, as recorded in the contract form signed by the parties, including all attachments and appendices thereto and all documents incorporated by reference therein.
 - 1.3 "Contract price" means the price payable to the supplier under the contract for the full and proper performance of his contractual obligations.
 - 1.4 "Corrupt practice" means the offering, giving, receiving, or soliciting of any thing of value to influence the action of a public official in the procurement process or in contract execution.
 - 1.5 "Countervailing duties" are imposed in cases where an enterprise abroad is subsidized by its government and encouraged to market its products internationally.
 - 1.6 "Country of origin" means the place where the goods were mined, grown or produced or from which the services are supplied. Goods are produced when, through manufacturing, processing or substantial and major assembly of components, a commercially recognized new product results that is substantially different in basic characteristics or in purpose or utility from its components.
 - 1.7 "Day" means calendar day.
 - 1.8 "Delivery" means delivery in compliance of the conditions of the contract or order.
 - 1.9 "Delivery ex stock" means immediate delivery directly from stock actually on hand.
 - 1.10 "Delivery into consignees store or to his site" means delivered and unloaded in the specified store or depot or on the specified site in compliance with the conditions of the contract or order, the supplier bearing all risks and charges involved until the supplies are so delivered and a valid receipt is obtained.
 - 1.11 "Dumping" occurs when a private enterprise abroad market its goods on own initiative in the RSA at lower prices than that of the country of origin and which have the potential to harm the local industries in the

RSA.

- 1.12 "Force majeure" means an event beyond the control of the supplier and not involving the supplier's fault or negligence and not foreseeable. Such events may include, but is not restricted to, acts of the purchaser in its sovereign capacity, wars or revolutions, fires, floods, epidemics, quarantine restrictions and freight embargoes.
- 1.13 "Fraudulent practice" means a misrepresentation of facts in order to influence a procurement process or the execution of a contract to the detriment of any bidder, and includes collusive practice among bidders (prior to or after bid submission) designed to establish bid prices at artificial non-competitive levels and to deprive the bidder of the benefits of free and open competition.
- 1.14 "GCC" means the General Conditions of Contract.
- 1.15 "Goods" means all of the equipment, machinery, and/or other materials that the supplier is required to supply to the purchaser under the contract.
- 1.16 "Imported content" means that portion of the bidding price represented by the cost of components, parts or materials which have been or are still to be imported (whether by the supplier or his subcontractors) and which costs are inclusive of the costs abroad, plus freight and other direct importation costs such as landing costs, dock dues, import duty, sales duty or other similar tax or duty at the South African place of entry as well as transportation and handling charges to the factory in the Republic where the supplies covered by the bid will be manufactured.
- 1.17 "Local content" means that portion of the bidding price which is not included in the imported content provided that local manufacture does take place.
- 1.18 "Manufacture" means the production of products in a factory using labour, materials, components and machinery and includes other related value-adding activities.
- 1.19 "Order" means an official written order issued for the supply of goods or works or the rendering of a service.
- 1.20 "Project site," where applicable, means the place indicated in bidding documents.
- 1.21 "Purchaser" means the organization purchasing the goods.
- 1.22 "Republic" means the Republic of South Africa.
- 1.23 "SCC" means the Special Conditions of Contract.
- 1.24 "Services" means those functional services ancillary to the supply of the goods, such as transportation and any other incidental services, such as installation, commissioning, provision of technical assistance, training, catering, gardening, security, maintenance and other such

obligations of the supplier covered under the contract.

- 1.25 "Written" or "in writing" means handwritten in ink or any form of electronic or mechanical writing.

2. Application

- 2.1 These general conditions are applicable to all bids, contracts and orders including bids for functional and professional services, sales, hiring, letting and the granting or acquiring of rights, but excluding immovable property, unless otherwise indicated in the bidding documents.
- 2.2 Where applicable, special conditions of contract are also laid down to cover specific supplies, services or works.
- 2.3 Where such special conditions of contract are in conflict with these general conditions, the special conditions shall apply.

3. General

- 3.1 Unless otherwise indicated in the bidding documents, the purchaser shall not be liable for any expense incurred in the preparation and submission of a bid. Where applicable a non-refundable fee for documents may be charged.
- 3.2 With certain exceptions, invitations to bid are only published in the Government Tender Bulletin. The Government Tender Bulletin may be obtained directly from the Government Printer, Private Bag X85, Pretoria 0001, or accessed electronically from www.treasury.gov.za

4. Standards

- 4.1 The goods supplied shall conform to the standards mentioned in the bidding documents and specifications.

5. Use of contract documents and information; inspection.

- 5.1 The supplier shall not, without the purchaser's prior written consent, disclose the contract, or any provision thereof, or any specification, plan, drawing, pattern, sample, or information furnished by or on behalf of the purchaser in connection therewith, to any person other than a person employed by the supplier in the performance of the contract. ~~Disclosure to any such employed person shall be made in confidence and shall extend only so far as may be necessary for purposes of such performance.~~
- 5.2 The supplier shall ~~not~~, without the purchaser's prior written consent, make use of any document or information mentioned in GCC clause 5.1 ~~except for purposes of performing the contract.~~
- 5.3 Any document, other than the contract itself mentioned in GCC clause 5.1 shall remain the property of the purchaser and shall be returned (all copies) to the purchaser on completion of the supplier's performance under the contract if ~~so required by the purchaser.~~
- 5.4 The supplier shall ~~permit the purchaser to inspect the supplier's records relating to the performance of the supplier and to have them audited by auditors appointed by the purchaser, if so required by the purchaser.~~

6. Patent rights

- 6.1 The supplier shall indemnify the purchaser against all third-party claims of infringement of patent, trademark, or industrial design rights arising from use of the goods or any part thereof by the purchaser.

7. Performance security

- 7.1 Within thirty (30) days of receipt of the notification of contract award, the successful bidder shall furnish to the purchaser the performance security of the amount specified in SCC.
- 7.2 The proceeds of the performance security shall be payable to the purchaser as compensation for any loss resulting from the supplier's failure to complete his obligations under the contract.
- 7.3 The performance security shall be denominated in the currency of the contract, or in a freely convertible currency acceptable to the purchaser and shall be in one of the following forms:
- (a) a bank guarantee or an irrevocable letter of credit issued by a reputable bank located in the purchaser's country or abroad, acceptable to the purchaser, in the form provided in the bidding documents or another form acceptable to the purchaser; or
 - (b) a cashier's or certified cheque
- 7.4 The performance security will be discharged by the purchaser and returned to the supplier not later than thirty (30) days following the date of completion of the supplier's performance obligations under the contract, including any warranty obligations, unless otherwise specified in SCC.

8. Inspections, tests and analyses

- 8.1 All pre-bidding testing will be for the account of the bidder.
- 8.2 If it is a bid condition that supplies to be produced or services to be rendered should at any stage during production or execution or on completion be subject to inspection, the premises of the bidder or contractor shall be open, at all reasonable hours, for inspection by a representative of the Department or an organization acting on behalf of the Department.
- 8.3 If there are no inspection requirements indicated in the bidding documents and no mention is made in the contract, but during the contract period it is decided that inspections shall be carried out, the purchaser shall itself make the necessary arrangements, including payment arrangements with the testing authority concerned.
- 8.4 If the inspections, tests and analyses referred to in clauses 8.2 and 8.3 show the supplies to be in accordance with the contract requirements, the cost of the inspections, tests and analyses shall be defrayed by the purchaser.
- 8.5 Where the supplies or services referred to in clauses 8.2 and 8.3 do not comply with the contract requirements, irrespective of whether such supplies or services are accepted or not, the cost in connection with these inspections, tests or analyses shall be defrayed by the supplier.
- 8.6 Supplies and services which are referred to in clauses 8.2 and 8.3 and which do not comply with the contract requirements may be rejected.
- 8.7 Any contract supplies may on or after delivery be inspected, tested or

analyzed and may be rejected if found not to comply with the requirements of the contract. Such rejected supplies shall be held at the cost and risk of the supplier who shall, when called upon, remove them immediately at his own cost and forthwith substitute them with supplies which do comply with the requirements of the contract. Failing such removal the rejected supplies shall be returned at the suppliers cost and risk. Should the supplier fail to provide the substitute supplies forthwith, the purchaser may, without giving the supplier further opportunity to substitute the rejected supplies, purchase such supplies as may be necessary at the expense of the supplier.

- 8.8 The provisions of clauses 8.4 to 8.7 shall not prejudice the right of the purchaser to cancel the contract on account of a breach of the conditions thereof, or to act in terms of Clause 23 of GCC.

9. Packing

- 9.1 The supplier shall provide such packing of the goods as is required to prevent their damage or deterioration during transit to their final destination, as indicated in the contract. The packing shall be sufficient to withstand, without limitation, rough handling during transit and exposure to extreme temperatures, salt and precipitation during transit, and open storage. Packing, case size and weights shall take into consideration, where appropriate, the remoteness of the goods' final destination and the absence of heavy handling facilities at all points in transit.
- 9.2 The packing, marking, and documentation within and outside the packages shall comply strictly with such special requirements as shall be expressly provided for in the contract, including additional requirements, if any, specified in SCC, and in any subsequent instructions ordered by the purchaser.

10. Delivery and documents

- 10.1 Delivery of the goods shall be made by the supplier in accordance with the terms specified in the contract. The details of shipping and/or other documents to be furnished by the supplier are specified in SCC.
- 10.2 Documents to be submitted by the supplier are specified in SCC.

11. Insurance

- 11.1 The goods supplied under the contract shall be fully insured in a freely convertible currency against loss or damage incidental to manufacture or acquisition, transportation, storage and delivery in the manner specified in the SCC.

12. Transportation

- 12.1 Should a price other than an all-inclusive delivered price be required, this shall be specified in the SCC.

13. Incidental services

- 13.1 The supplier may be required to provide any or all of the following services, including additional services, if any, specified in SCC:
- (a) performance or supervision of on-site assembly and/or commissioning of the supplied goods;
 - (b) furnishing of tools required for assembly and/or maintenance of the supplied goods;
 - (c) furnishing of a detailed operations and maintenance manual for each appropriate unit of the supplied goods;

- (d) performance or supervision or maintenance and/or repair of the supplied goods, for a period of time agreed by the parties, provided that this service shall not relieve the supplier of any warranty obligations under this contract; and
- (e) training of the purchaser's personnel, at the supplier's plant and/or on-site, in assembly, start-up, operation, maintenance, and/or repair of the supplied goods.

13.2 Prices charged by the supplier for incidental services, if not included in the contract price for the goods, shall be agreed upon in advance by the parties and shall not exceed the prevailing rates charged to other parties by the supplier for similar services.

14. Spare parts

14.1 As specified in SCC, the supplier may be required to provide any or all of the following materials, notifications, and information pertaining to spare parts manufactured or distributed by the supplier:

- (a) such spare parts as the purchaser may elect to purchase from the supplier, provided that this election shall not relieve the supplier of any warranty obligations under the contract; and
- (b) in the event of termination of production of the spare parts:
 - (i) Advance notification to the purchaser of the pending termination, in sufficient time to permit the purchaser to procure needed requirements; and
 - (ii) following such termination, furnishing at no cost to the purchaser, the blueprints, drawings, and specifications of the spare parts, if requested.

15. Warranty

15.1 The supplier warrants that the goods supplied under the contract are new, unused, of the most recent or current models, and that they incorporate all recent improvements in design and materials unless provided otherwise in the contract. The supplier further warrants that all goods supplied under this contract shall have no defect, arising from design, materials, or workmanship (except when the design and/or material is required by the purchaser's specifications) or from any act or omission of the supplier, that may develop under normal use of the supplied goods in the conditions prevailing in the country of final destination.

15.2 This warranty shall remain valid for twelve (12) months after the goods, or any portion thereof as the case may be, have been delivered to and accepted at the final destination indicated in the contract, or for eighteen (18) months after the date of shipment from the port or place of loading in the source country, whichever period concludes earlier, unless specified otherwise in SCC.

15.3 The purchaser shall promptly notify the supplier in writing of any claims arising under this warranty.

15.4 Upon receipt of such notice, the supplier shall, within the period specified in SCC and with all reasonable speed, repair or replace the defective goods or parts thereof, without costs to the purchaser.

15.5 If the supplier, having been notified, fails to remedy the defect(s) within the period specified in SCC, the purchaser may proceed to take

such remedial action as may be necessary, at the supplier's risk and expense and without prejudice to any other rights which the purchaser may have against the supplier under the contract.

16. Payment

- 16.1 The method and conditions of payment to be made to the supplier under this contract shall be specified in SCC.
- 16.2 The supplier shall furnish the purchaser with an invoice accompanied by a copy of the delivery note and upon fulfillment of other obligations stipulated in the contract.
- 16.3 Payments shall be made promptly by the purchaser, but in no case later than thirty (30) days after submission of an invoice or claim by the supplier.
- 16.4 Payment will be made in Rand unless otherwise stipulated in SCC.

17. Prices

- 17.1 Prices charged by the supplier for goods delivered and services performed under the contract shall not vary from the prices quoted by the supplier in his bid, with the exception of any price adjustments authorized in SCC or in the purchaser's request for bid validity extension, as the case may be.

18. Contract amendments

- 18.1 No variation in or modification of the terms of the contract shall be made except by written amendment signed by the parties concerned.

19. Assignment

- 19.1 The supplier shall not assign, in whole or in part, its obligations to perform under the contract, except with the purchaser's prior written consent.

20. Subcontracts

- 20.1 The supplier shall notify the purchaser in writing of all subcontracts awarded under this contracts if not already specified in the bid. Such notification, in the original bid or later, shall not relieve the supplier from any liability or obligation under the contract.

21. Delays in the supplier's performance

- 21.1 Delivery of the goods and performance of services shall be made by the supplier in accordance with the time schedule prescribed by the purchaser in the contract.
- 21.2 If at any time during performance of the contract, the supplier or its subcontractor(s) should encounter conditions impeding timely delivery of the goods and performance of services, the supplier shall promptly notify the purchaser in writing of the fact of the delay, its likely duration and its cause(s). As soon as practicable after receipt of the supplier's notice, the purchaser shall evaluate the situation and may at his discretion extend the supplier's time for performance, with or without the imposition of penalties, in which case the extension shall be ratified by the parties by amendment of contract.
- 21.3 No provision in a contract shall be deemed to prohibit the obtaining of supplies or services from a national department, provincial department, or a local authority.
- 21.4 The right is reserved to procure outside of the contract small quantities or to have minor essential services executed if an emergency arises, the

supplier's point of supply is not situated at or near the place where the supplies are required, or the supplier's services are not readily available.

21.5 Except as provided under GCC Clause 25, a delay by the supplier in the performance of its delivery obligations shall render the supplier liable to the imposition of penalties, pursuant to GCC Clause 22, unless an extension of time is agreed upon pursuant to GCC Clause 21.2 without the application of penalties.

21.6 Upon any delay beyond the delivery period in the case of a supplies contract, the purchaser shall, without canceling the contract, be entitled to purchase supplies of a similar quality and up to the same quantity in substitution of the goods not supplied in conformity with the contract and to return any goods delivered later at the supplier's expense and risk, or to cancel the contract and buy such goods as may be required to complete the contract and without prejudice to his other rights, be entitled to claim damages from the supplier.

22. Penalties

22.1 Subject to GCC Clause 25, if the supplier fails to deliver any or all of the goods or to perform the services within the period(s) specified in the contract, the purchaser shall, without prejudice to its other remedies under the contract, deduct from the contract price, as a penalty, a sum calculated on the delivered price of the delayed goods or unperformed services using the current prime interest rate calculated for each day of the delay until actual delivery or performance. The purchaser may also consider termination of the contract pursuant to GCC Clause 23.

23. Termination for default

23.1 The purchaser, without prejudice to any other remedy for breach of contract, by written notice of default sent to the supplier, may terminate this contract in whole or in part:

- (a) if the supplier fails to deliver any or all of the goods within the period(s) specified in the contract, or within any extension thereof granted by the purchaser pursuant to GCC Clause 21.2;
- (b) if the Supplier fails to perform any other obligation(s) under the contract; or
- (c) if the supplier, in the judgment of the purchaser, has engaged in corrupt or fraudulent practices in competing for or in executing the contract.

23.2 In the event the purchaser terminates the contract in whole or in part, the purchaser may procure, upon such terms and in such manner as it deems appropriate, goods, works or services similar to those undelivered, and the supplier shall be liable to the purchaser for any excess costs for such similar goods, works or services. However, the supplier shall continue performance of the contract to the extent not terminated.

23.3 Where the purchaser terminates the contract in whole or in part, the purchaser may decide to impose a restriction penalty on the supplier by prohibiting such supplier from doing business with the public sector for a period not exceeding 10 years.

23.4 If a purchaser intends imposing a restriction on a supplier or any

person associated with the supplier, the supplier will be allowed a time period of not more than fourteen (14) days to provide reasons why the envisaged restriction should not be imposed. Should the supplier fail to respond within the stipulated fourteen (14) days the purchaser may regard the intended penalty as not objected against and may impose it on the supplier.

23.5 Any restriction imposed on any person by the Accounting Officer / Authority will, at the discretion of the Accounting Officer / Authority, also be applicable to any other enterprise or any partner, manager, director or other person who wholly or partly exercises or exercised or may exercise control over the enterprise of the first-mentioned person, and with which enterprise or person the first-mentioned person, is or was in the opinion of the Accounting Officer / Authority actively associated.

23.6 If a restriction is imposed, the purchaser must, within five (5) working days of such imposition, furnish the National Treasury, with the following information:

- (i) the name and address of the supplier and / or person restricted by the purchaser;
- (ii) the date of commencement of the restriction
- (iii) the period of restriction; and
- (iv) the reasons for the restriction.

These details will be loaded in the National Treasury's central database of suppliers or persons prohibited from doing business with the public sector.

23.7 If a court of law convicts a person of an offence as contemplated in sections 12 or 13 of the Prevention and Combating of Corrupt Activities Act, No. 12 of 2004, the court may also rule that such person's name be endorsed on the Register for Tender Defaulters. When a person's name has been endorsed on the Register, the person will be prohibited from doing business with the public sector for a period not less than five years and not more than 10 years. The National Treasury is empowered to determine the period of restriction and each case will be dealt with on its own merits. According to section 32 of the Act the Register must be open to the public. The Register can be perused on the National Treasury website.

24. Anti-dumping and countervailing duties and rights

24.1 When, after the date of bid, provisional payments are required, or anti-dumping or countervailing duties are imposed, or the amount of a provisional payment or anti-dumping or countervailing right is increased in respect of any dumped or subsidized import, the State is not liable for any amount so required or imposed, or for the amount of any such increase. When, after the said date, such a provisional payment is no longer required or any such anti-dumping or countervailing right is abolished, or where the amount of such provisional payment or any such right is reduced, any such favourable difference shall on demand be paid forthwith by the contractor to the State or the State may deduct such amounts from moneys (if any) which may otherwise be due to the contractor in regard to supplies or services which he delivered or rendered, or is to deliver or render in terms of the contract or any other contract or any other amount which

may be due to him

**25. Force
Majeure**

- 25.1 Notwithstanding the provisions of GCC Clauses 22 and 23, the supplier shall not be liable for forfeiture of its performance security, damages, or termination for default if and to the extent that his delay in performance or other failure to perform his obligations under the contract is the result of an event of force majeure.
- 25.2 If a force majeure situation arises, the supplier shall promptly notify the purchaser in writing of such condition and the cause thereof. Unless otherwise directed by the purchaser in writing, the supplier shall continue to perform its obligations under the contract as far as is reasonably practical, and shall seek all reasonable alternative means for performance not prevented by the force majeure event.

**26. Termination
for insolvency**

- 26.1 The purchaser may at any time terminate the contract by giving written notice to the supplier if the supplier becomes bankrupt or otherwise insolvent. In this event, termination will be without compensation to the supplier, provided that such termination will not prejudice or affect any right of action or remedy which has accrued or will accrue thereafter to the purchaser.

**27. Settlement of
Disputes**

- 27.1 If any dispute or difference of any kind whatsoever arises between the purchaser and the supplier in connection with or arising out of the contract, the parties shall make every effort to resolve amicably such dispute or difference by mutual consultation.
- 27.2 If, after thirty (30) days, the parties have failed to resolve their dispute or difference by such mutual consultation, then either the purchaser or the supplier may give notice to the other party of his intention to commence with mediation. No mediation in respect of this matter may be commenced unless such notice is given to the other party.
- 27.3 Should it not be possible to settle a dispute by means of mediation, it may be settled in a South African court of law.
- 27.4 Mediation proceedings shall be conducted in accordance with the rules of procedure specified in the SCC.
- 27.5 Notwithstanding any reference to mediation and/or court proceedings herein,
- (a) the parties shall continue to perform their respective obligations under the contract unless they otherwise agree; and
 - (b) the purchaser shall pay the supplier any monies due the supplier.

**28. Limitation of
liability**

- 28.1 Except in cases of criminal negligence or willful misconduct, and in the case of infringement pursuant to Clause 6;
- (a) the supplier shall not be liable to the purchaser, whether in contract, tort, or otherwise, for any indirect or consequential loss or damage, loss of use, loss of production, or loss of profits or interest costs, provided that this exclusion shall not apply to any obligation of the supplier to pay penalties and/or damages to the purchaser; and

- (b) the aggregate liability of the supplier to the purchaser, whether under the contract, in tort or otherwise, shall not exceed the total contract price, provided that this limitation shall not apply to the cost of repairing or replacing defective equipment.

29. Governing language	29.1 The contract shall be written in English. All correspondence and other documents pertaining to the contract that is exchanged by the parties shall also be written in English.
30. Applicable law	30.1 The contract shall be interpreted in accordance with South African laws, unless otherwise specified in SCC.
31. Notices	<p>31.1 Every written acceptance of a bid shall be posted to the supplier concerned by registered or certified mail and any other notice to him shall be posted by ordinary mail to the address furnished in his bid or to the address notified later by him in writing and such posting shall be deemed to be proper service of such notice</p> <p>31.2 The time mentioned in the contract documents for performing any act after such aforesaid notice has been given, shall be reckoned from the date of posting of such notice.</p>
32. Taxes and duties	<p>32.1 A foreign supplier shall be entirely responsible for all taxes, stamp duties, license fees, and other such levies imposed outside the purchaser's country.</p> <p>32.2 A local supplier shall be entirely responsible for all taxes, duties, license fees, etc., incurred until delivery of the contracted goods to the purchaser.</p> <p>32.3 No contract shall be concluded with any bidder whose tax matters are not in order. Prior to the award of a bid the Department must be in possession of a tax clearance certificate, submitted by the bidder. This certificate must be an original issued by the South African Revenue Services.</p>
33. National Industrial Participation (NIP) Programme	33.1 The NIP Programme administered by the Department of Trade and Industry shall be applicable to all contracts that are subject to the NIP obligation.
34 Prohibition of Restrictive practices	<p>34.1 In terms of section 4 (1) (b) (iii) of the Competition Act No. 89 of 1998, as amended, an agreement between, or concerted practice by, firms, or a decision by an association of firms, is prohibited if it is between parties in a horizontal relationship and if a bidder (s) is / are or a contractor(s) was / were involved in collusive bidding (or bid rigging).</p> <p>34.2 If a bidder(s) or contractor(s), based on reasonable grounds or evidence obtained by the purchaser, has / have engaged in the restrictive practice referred to above, the purchaser may refer the matter to the Competition Commission for investigation and possible imposition of administrative penalties as contemplated in the Competition Act No. 89 of 1998.</p>

- 34.3 If a bidder(s) or contractor(s), has / have been found guilty by the Competition Commission of the restrictive practice referred to above, the purchaser may, in addition and without prejudice to any other remedy provided for, invalidate the bid(s) for such item(s) offered, and / or terminate the contract in whole or part, and / or restrict the bidder(s) or contractor(s) from conducting business with the public sector for a period not exceeding ten (10) years and / or claim damages from the bidder(s) or contractor(s) concerned.

Js General Conditions of Contract (revised July 2010)