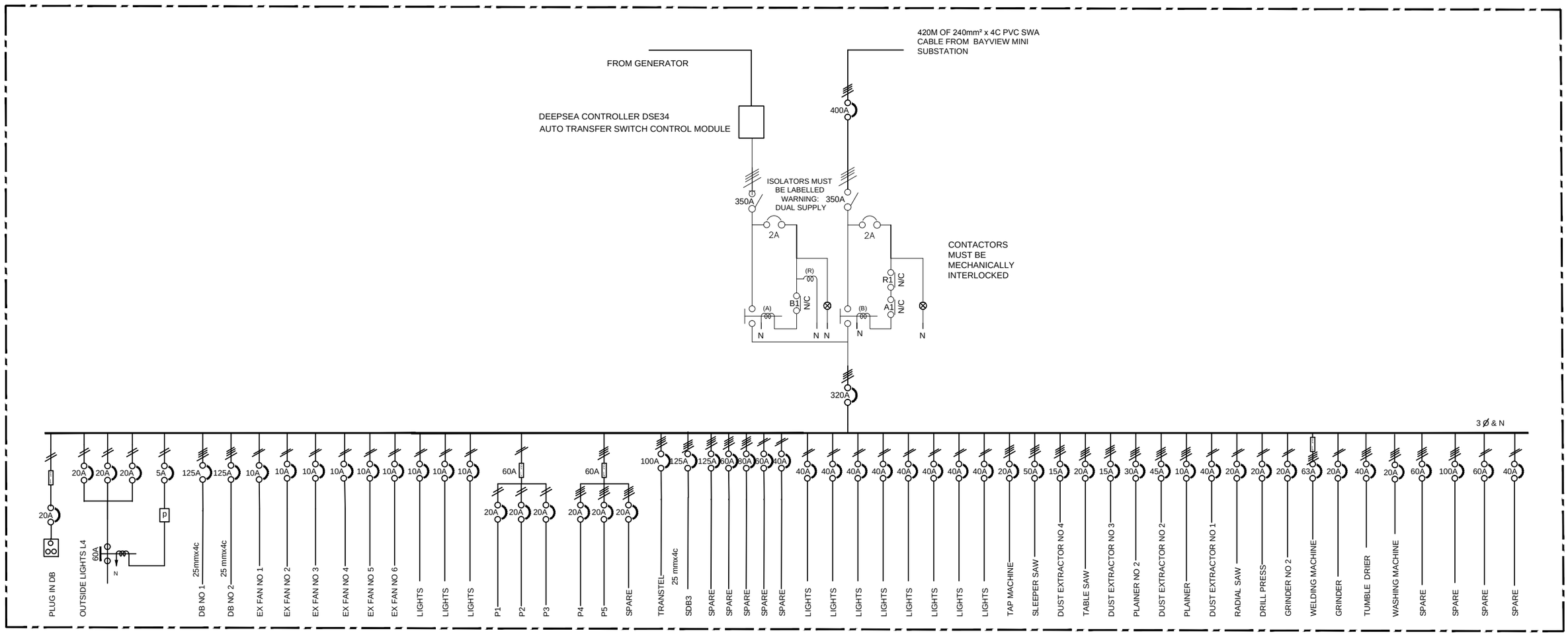

DISTRIBUTION BOARD SYMBOLS	
	ISOLATING SWITCH
	MOULDED CASE / AIR CIRCUIT BREAKER
	EARTH LEAKAGE WITH OVERCURRENT PROTECTION
	EARTH LEAKAGE - NO OVERCURRENT PROTECTION
	SINGLE PHASE & NEUTRAL CIRCUIT
	THREE PHASE & NEUTRAL CIRCUIT
P	PHOTOELECTRIC CONTROL UNIT
	CONTACTOR
	BUSBAR
	CABLE
	3 PIN SINGLE PHASE INDUSTRIAL TYPE SOCKET OUTLET

NO	REVISIONS	DATE	CHECKED	APPROVED
1	GENERATOR CONTROL ADDED			
0	CHANGEOVER ADDED			

REVISIONS

PROJECT TITLE	DRAWING TITLE
UPGRADE POWER INFRA STRUCTURE BUILDING	MAIN DISTRIBUTION BOARD INFRA STRUCTURE DEPOT

DATE	SCALE	PAPER SIZE
25/08/2015	NTS	A3
DRAWN BY: CFourie	APPROVAL: DATE ---- SIGNATURE ----	

C:\DWG\Transnet Logo.jpg

DRAWING No.	REVISION
	0

DISTRIBUTION BOARD NOTES:

1. THIS DRAWING IS FOR THE MANUFACTURE OF A DISTRIBUTION BOARD FOR INFRASTRUCTURE DEPOT.
2. MATERIAL FOR DISTRIBUTION BOARD POWERDER COATED 3CR12 STEEL 2MM WITH HINGES 316 STAINLESS STEEL. FIT A STAINLESS STEEL METAL CARD HOLDER ON INSIDE OF THE DOOR c/w A3 SIZE LAMINATED COPY OF DRAWING. LINK 25mm² INSULATED WIRE BETWEEN E/STUD & E/BAR. (E/STUD TO BE M12 BOLT)
3. HINGES TO DOOR TO BE OF THE BOLT-ON TYPE WITH AT LEAST 4 BOLTS PER HINGE WITH NO EXPOSED BOLTS OR NUTS IN THE CLOSED POSITION
4. COVERS TO BE PROVIDED OVER ALL LIVE CONTACTS/BUSBARS
5. DOORS TO BE SECURED IN THE CLOSED POSITION BY MEANS OF A PAD LOCKABLE SQUARE KEY LOCK TO ENCLOSURE SOLUTIONS 003-D03. POSITIVE STOP IN THE LOCKED POSITION TO BE PROVIDED.
6. DISTRIBUTION BOARD MUST BE FLOOR MOUNT WITH DOORS ON THE FRONT (MAX WITDH 3 METRES X 2.1M HIGH WITH NO REAR ACCESS)
7. DISTRIBUTION BOARD MUST BE PROVIDED FOR BOTTOM AND TOP CABLE ENTRIES
8. DISTRIBUTION BOARD MUST BE MIN 600mm DEEP
9. CABLE SUPPLIES TO BREAKERS TO BE SIZED AT THE MAXIMUM BREAKER SETTING.
10. SUITABLE AIR CIRCULATION GAPS ARE TO BE LEFT BETWEEN THE LARGER SIZE CIRCUIT BREAKERS.
11. ALL BREAKERS MUST BE CLEARLY LABELLED
12. ALL LARGE FRAME BREAKERS MUST HAVE ELECTRONIC RELEASE WITH MAX CURRENT AS SHOWN
13. SUPPLY CABLES MUST BE INSTALLED WITH GLAND PLATE
14. MANUFACTURER MUST ENSURE THAT ENOUGH SPACE IS PROVIDED FOR CABLE TERMINATIONS AND SPREADER BARS TO BE PROVIDED FOR MULTIPLE / LARGE CABLE TERMINATIONS,MAIN 240 MMX4 CABLE TERMINATIONS 800MM OF FLOOR
15. PHASE BARRIERS TO BE INSTALLED AS REQUIRED.
16. IN ADDITION TO THE SPARE BREAKERS PROVIDED ALLOW FOR 50% SPARE POSITIONS COVERED WITH BLANK-OFFS
17. ONLY LOW OXYGEN HIGH CONDUCTIVITY COPPER BUSBARS ARE TO BE USED. BUSBARS TO BE CHEMICALLY TINTED
18. COPIES OF PROPOSED LAYOUT AND LINE DRAWINGS ARE TO BE SUBMITTED TO THE ENGINEER FOR REVIEW BEFORE COMMENCING WITH MANUFACTURE.
19. ALL RELEVANT SANS SPECIFICATIONS AS PER THE OSH ACT ARE TO BE COMPLIED WITH. ALL TEST CERTIFICATES FOR THE TYPE(S) OF BOARD INCLUDING, BUT NOT LIMITED TO, ROUTINE TEST CERTIFICATES ARE TO BE PROVIDED. A CERTIFICATE OF CONFORMANCE IS TO BE PROVIDED. THE DISTRIBUTION BOARD MANUFACTURER IS RESPONSIBLE FOR THE DESIGN OF THE BOARD. PANEL TO BE OF THE TYPE TESTED TYPE, FAILING WHICH, OF THE RATIONAL DESIGN TYPE.
20. PHOTOCELL BYPASS TO BE MOUNTED IN DISTRIBUTION BOARD
21. ALL BREAKERS TO BE CASCADING

ELECTRICAL AND RED-TAG STORE LIGHTING LAYOUT - SCALE: 1:100

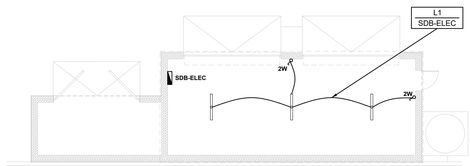

ELECTRICAL AND RED-TAG STORE POWER LAYOUT - SCALE: 1:100

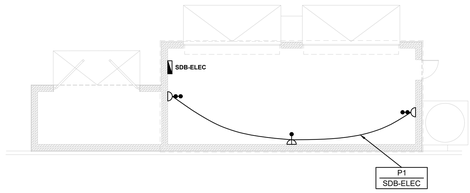

MATERIAL DELIVERY AND SAND BLASTING LIGHTING LAYOUT - SCALE: 1:100

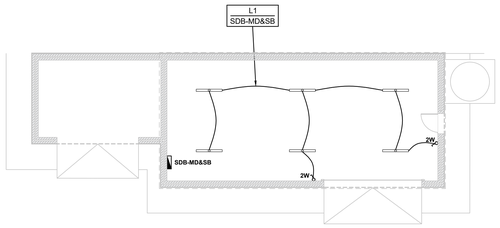

MATERIAL DELIVERY AND SAND BLASTING POWER LAYOUT - SCALE: 1:100

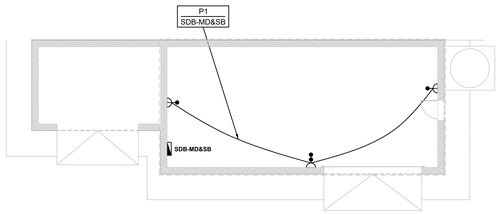

EQUIPMENT STORE LIGHTING LAYOUT - SCALE: 1:100

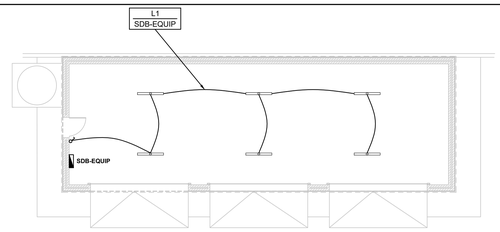

EQUIPMENT STORE POWER LAYOUT - SCALE: 1:100

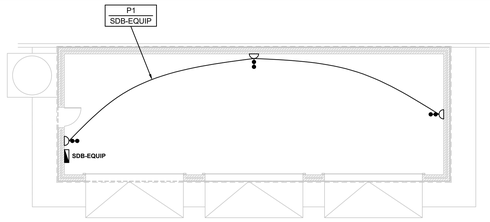

MATERIAL DELIVERY AND BULK STORE LIGHTING LAYOUT - SCALE: 1:100

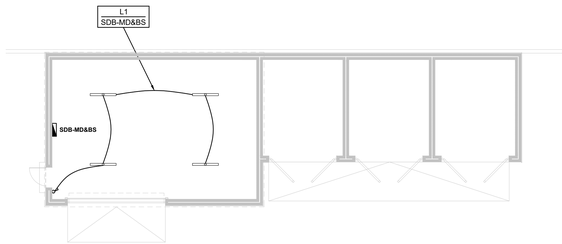

MATERIAL DELIVERY AND BULK STORE POWER LAYOUT - SCALE: 1:100

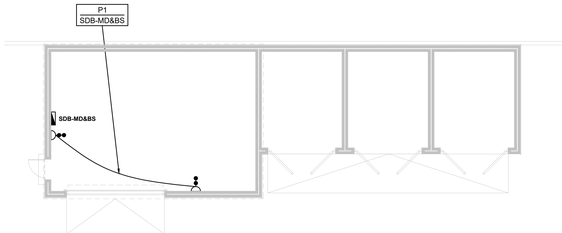

PORTAL FRAME STORE LIGHTING LAYOUT - SCALE: 1:100

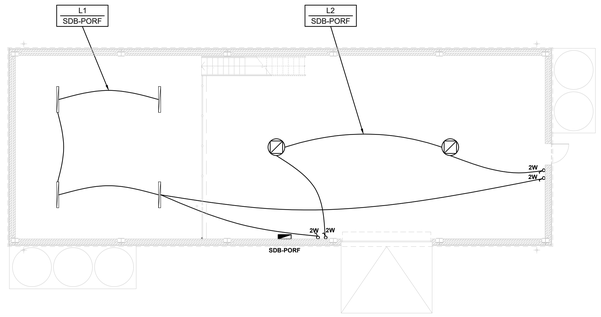

PORTAL FRAME STORE LIGHTING MEZZANINE LAYOUT - SCALE: 1:100

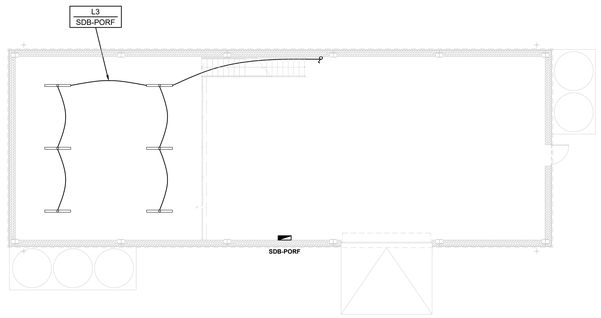

PORTAL FRAME STORE POWER LAYOUT - SCALE: 1:100

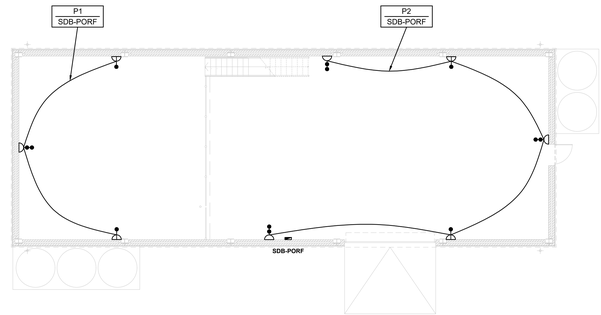

PORTAL FRAME STORE MEZZANINE FLOOR POWER LAYOUT - SCALE: 1:100

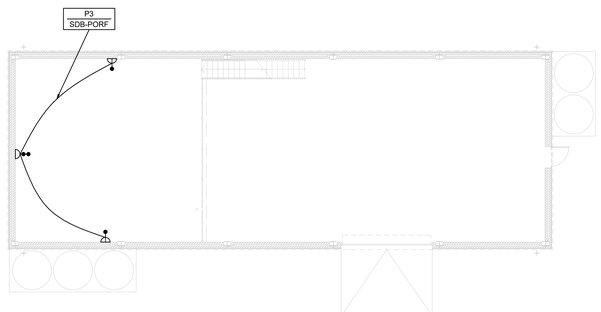

LEGEND

	EQUAL OR SIMILAR APPROVED TO BEKA VAPOURLINE STANDARD VERSION 2x36W - 4441lm
	EQUAL OR SIMILAR APPROVED TO BEKA VAPOURLINE STANDARD VERSION 2x58W - 7352lm
	EQUAL OR SIMILAR APPROVED TO BEKA ECOBAY, 192 LED, 125W - 18900lm
	DISTRIBUTION BOARD - EQUAL OR SIMILAR APPROVED TO HAGER GOLF SERIES WITH COVER
	16A ONE WAY ONE LEVER LIGHT SWITCH AT 1400mm AFFL
2W	16A TWO WAY ONE LEVER LIGHT SWITCH AT 1400mm AFFL
	INDICATES CIRCUITS ON A COMMON CIRCUIT WITH THE SAME SWITCHING
	INDICATES CIRCUITS ON A COMMON CIRCUIT WITH DIFFERENT SWITCHING
	SINGLE PHASE ISOLATOR FOR EXTRACTION FANS - FINAL POSITIONING TO BE CONFIRMED ON SITE
	16A SINGLE SWITCHED SOCKET SURFACE MOUNTED IN DRAWBOX @ 300mm AFFL
	16A DOUBLE SWITCHED SOCKET SURFACE MOUNTED IN DRAWBOX @ 300mm AFFL

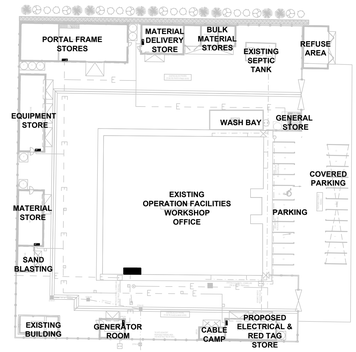

KEY PLAN

FOR COMBINED SERVICES REFER TO CIVIL ENG'S SITE PLAN

SCALE 1:500

NOTES :

1. THIS DRAWING FOR ELECTRICAL LIGHTING & POWER ONLY.
2. A CERTIFICATE OF COMPLIANCE TO BE COMPLETED AND SUBMITTED BY THE CONTRACTOR ON COMPLETION OF WORK.
3. CONTRACTOR TO VERIFY EXISTING UNDERGROUND SERVICES SUCH AS WATER, SEWER etc. CONTRACTOR TO ENSURE MINIMUM CLEARANCES ARE ADHERED TO.

GENERATOR ROOM LIGHTING LAYOUT - SCALE: 1:100

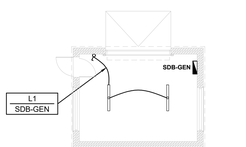

GENERATOR ROOM POWER LAYOUT - SCALE: 1:100

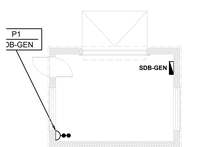

GENERAL STORE LIGHTING LAYOUT - SCALE: 1:100

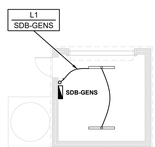

GENERAL STORE POWER LAYOUT - SCALE: 1:100

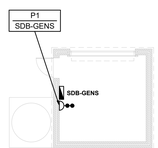

NOTES :

1. THIS DRAWING FOR ELECTRICAL LIGHTING & POWER ONLY.
2. A CERTIFICATE OF COMPLIANCE TO BE COMPLETED AND SUBMITTED BY THE CONTRACTOR ON COMPLETION OF WORK.

DRAWING NO.	REFERENCE

REFERENCE DRAWINGS

NOTES

1. DO NOT SCALE DRAWING - ONLY DIMENSIONS SHOWN TO BE USED.
2. THE CONTRACTOR SHALL VERIFY ALL CONDITIONS, DIMENSIONS AND LEVELS ON THE SITE AND NOTIFY THE NEC SUPERVISOR OF ANY VARIATIONS BEFORE CONSTRUCTION.

REVISIONS

NO.	DESCRIPTION	BY	CHKD	APPD	DATE
.1	ISSUED FOR TENDER	SM	BN	BN	22/05/23

This Document including all design and information therein is Confidential Intellectual Property of Transnet.
Copyright and all other rights are reserved by Transnet. This Document may only be used for its intended purpose.

CONTRACTOR / CONSULTANT

TITLE	NAME	SIGN	DATE

OPERATING DIVISIONS

TITLE	NAME	SIGN	DATE

TNPA

TITLE	NAME	SIGN	DATE
DRAWN	SM		22 05 23
CHECKED	BN		22 05 23
DESIGNED	SM		22 05 23
CHECKED	BN		22 05 23

PR.ENG. / PR.TECH./PR. ARCH

NAME: BONGA NTSHANGASE		DATE
SIGNATURE		22 05 23
REG. NUMBER: 20120396		
SCALE :	AS SHOWN.	A0

Transnet National Ports Authority
TRANSNET LTD: REG. NO: 1990/000900/30
TNPA PORT CONTROL BUILDING
GANTEAUME CRESCENT, QUIGNEY
EAST LONDON, 5201
TEL: 043 700 2408

PORT OF SALDANHA

OPERATIONAL FACILITIES FOR INFRASTRUCTURE MAINTENANCE DEPOT

SMALL POWER AND LIGHTING LAYOUTS

PROJECT NUMBER	FBS	DIS	CLASS	DRAWING NO.	SHEET	REV	ID
X S D E 0 0 1 5	0 0 0	E	L A	0 0 0 1	0 1	. 1	TD

EXTERIOR LIGHTING LAYOUT - SCALE: 1:250

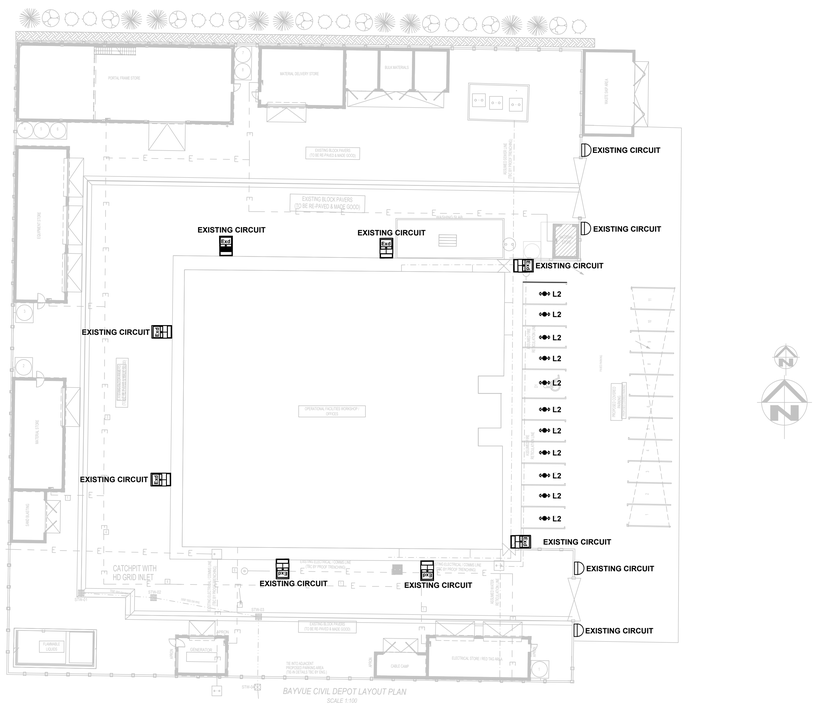

LEGEND

EXISTING FLOODLIGHT TO BE REPLACED WITH EQUAL OR SIMILAR APPROVED TO BEKA OMNISTAR-MINI 103W IP66 LED FLOODLIGHT CONNECTED TO EXISTING EXTERIOR LIGHTING CIRCUIT

EQUAL OR SIMILAR APPROVED TO BEKA OMNISTAR-MINI 103W IP66 LED FLOODLIGHT CONNECTED TO EXISTING EXTERIOR LIGHTING CIRCUIT MOUNTING POSITION TO BE DETERMINED ON SITE

EQUAL OR SIMILAR APPROVED TO BEKA, SERIES 30, 30W LED BULKHEAD CONNECTED TO EXISTING EXTERIOR LIGHTING CIRCUIT

EQUAL OR SIMILAR APPROVED TO BEKA, ROUGHGUARD LED INSTALLED UNDER CARPORT STRUCTURE - CONNECTED TO CIRCUIT L2 IN GENERAL/MATERIAL STORE DB ON PHOTOCELL

NOTES :

1. THIS DRAWING FOR ELECTRICAL LIGHTING & POWER ONLY.
2. A CERTIFICATE OF COMPLIANCE TO BE COMPLETED AND SUBMITTED BY THE CONTRACTOR ON COMPLETION OF WORK.
3. CONTRACTOR TO VERIFY EXISTING UNDERGROUND SERVICES SUCH AS WATER, SEWER etc. CONTRACTOR TO ENSURE MINIMUM CLEARANCES ARE ADHERED TO.

NOTES :

1. THIS DRAWING FOR ELECTRICAL LIGHTING & POWER ONLY.
2. A CERTIFICATE OF COMPLIANCE TO BE COMPLETED AND SUBMITTED BY THE CONTRACTOR ON COMPLETION OF WORK.

DRAWING NO.	REFERENCE
.	.

REFERENCE DRAWINGS

NOTES

1. DO NOT SCALE DRAWING - ONLY DIMENSIONS SHOWN TO BE USED.

2. THE CONTRACTOR SHALL VERIFY ALL CONDITIONS, DIMENSIONS AND LEVELS ON THE SITE AND NOTIFY THE NEC SUPERVISOR OF ANY VARIATIONS BEFORE CONSTRUCTION.

NO.	DESCRIPTION	BY	CHKD	APPD	DATE
.1	ISSUED FOR TENDER	SM	BN	BN	22/05/23

REVISIONS

This Document including all design and information therein is Confidential Intellectual Property of Transnet.
Copyright and all other rights are reserved by Transnet. This Document may only be used for its intended purpose.

CONTRACTOR / CONSULTANT			
TITLE	NAME	SIGN	DATE
.	.		. . .
.	.		. . .
.	.		. . .
.	.		. . .

OPERATING DIVISIONS			
TITLE	NAME	SIGN	DATE
	.		. . .
.	.		. . .
.	.		. . .
.	.		. . .
.	.		. . .

TNPA			
TITLE	NAME	SIGN	DATE
DRAWN	SM		22 05 23
CHECKED	BN		22 05 23
DESIGNED	SM		22 05 23
CHECKED	BN		22 05 23
	.		. . .
	.		. . .

PR.ENG. / PR.TECH./PR. ARCH	
NAME: BONGA NTSHANGASE	DATE
SIGNATURE	22 05 23
REG. NUMBER: 20120390	
SCALE : AS SHOWN.	A0

Transnet National Ports Authority
TRANSNET LTD: REG. NO: 1990/000900/30
TNPA PORT CONTROL BUILDING
GANTEAUME CRESCENT, QUIGNEY
EAST LONDON, 5201
TEL: 043 700 2608

PORT OF SALDANHA

OPERATIONAL FACILITIES FOR INFRASTRUCTURE MAINTENANCE DEPOT

EXTERIOR LIGHTING LAYOUT

PROJECT NUMBER	FBS	DIS	CLASS	DRAWING NO.	SHEET	REV	ID
X S D E 0 0 1 5	0 0 0	E	L A	0 0 0 2	0 1	. 1	TD

CABLE ROUTING LAYOUT - SCALE: 1:250

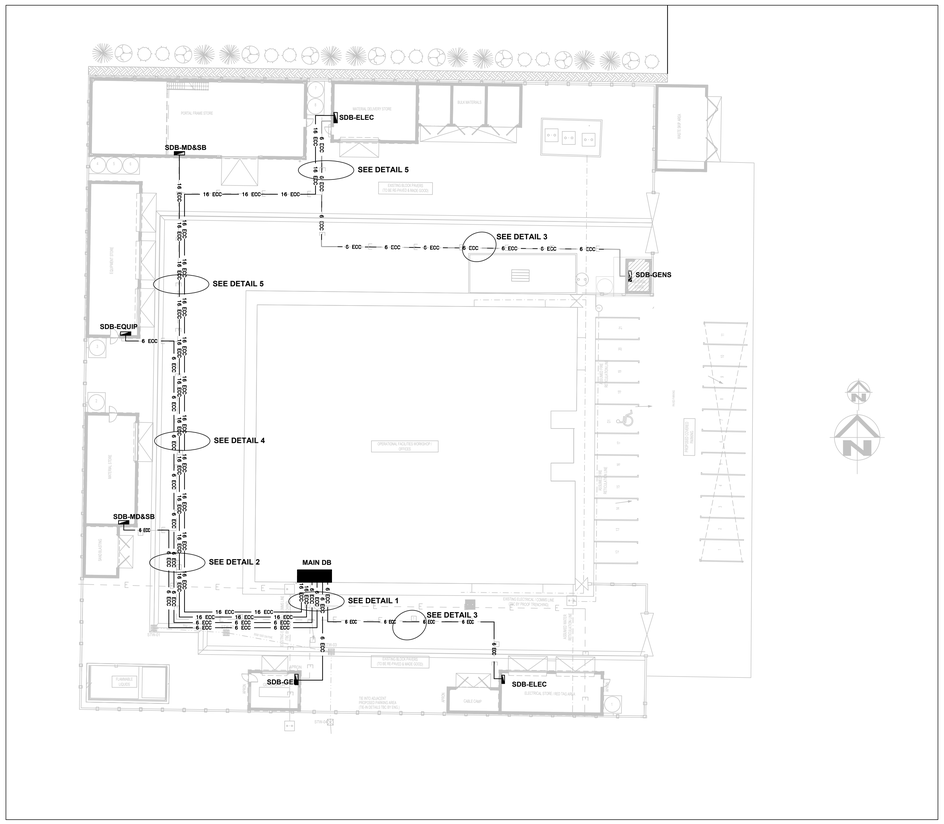

LEGEND

	ELECTRICAL DISTRIBUTION BOARD
6 ECC	6mm² 2-CORE ECC COPPER CABLE
16 ECC	16mm² 2-CORE ECC COPPER CABLE

NOTES :

1. THIS DRAWING FOR ELECTRICAL LIGHTING & POWER ONLY.
2. A CERTIFICATE OF COMPLIANCE TO BE COMPLETED AND SUBMITTED BY THE CONTRACTOR ON COMPLETION OF WORK.
3. CONTRACTOR TO VERIFY EXISTING UNDERGROUND SERVICES SUCH AS WATER, SEWER etc. CONTRACTOR TO ENSURE MINIMUM CLEARANCES ARE ADHERED TO.

TYPICAL TRENCH DETAIL 1 (6 LV CABLES) SCALE: NTS

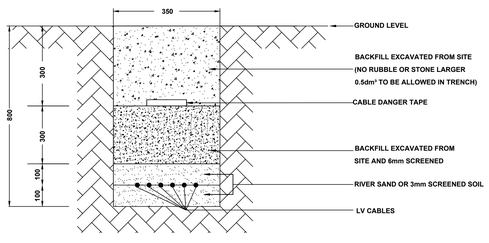

TYPICAL TRENCH DETAIL 2 (4 LV CABLES) - SCALE: NTS

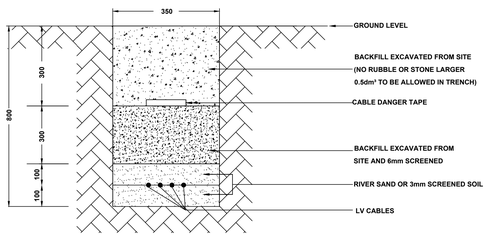

TYPICAL TRENCH DETAIL 3 (1 LV CABLE) SCALE: NTS

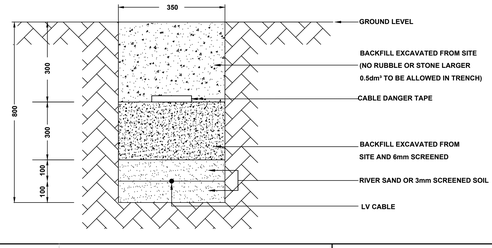

TYPICAL TRENCH DETAIL 4 (3 LV CABLES) - SCALE: NTS

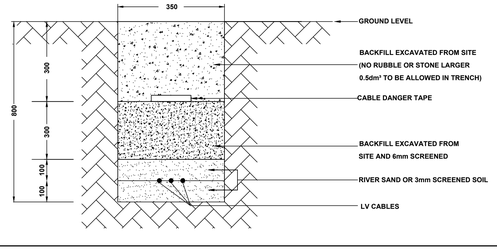

TYPICAL TRENCH DETAIL 5 (2 LV CABLES) - SCALE: NTS

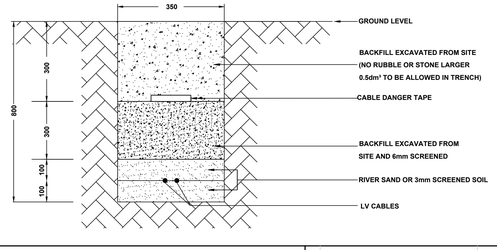

DRAWING NO.	REFERENCE

REFERENCE DRAWINGS

NOTES

1. DO NOT SCALE DRAWING - ONLY DIMENSIONS SHOWN TO BE USED.

2. THE CONTRACTOR SHALL VERIFY ALL CONDITIONS, DIMENSIONS AND LEVELS ON THE SITE AND NOTIFY THE NEC SUPERVISOR OF ANY VARIATIONS BEFORE CONSTRUCTION.

NO.	DESCRIPTION	BY	CHKD	APPD	DATE
.1	ISSUED FOR TENDER	SM	BN	BN	22/05/23

REVISIONS

This Document including all design and information therein is Confidential Intellectual Property of Transnet.
Copyright and all other rights are reserved by Transnet. This Document may only be used for its intended purpose.

CONTRACTOR / CONSULTANT			
TITLE	NAME	SIGN	DATE

OPERATING DIVISIONS			
TITLE	NAME	SIGN	DATE

TNPA			
TITLE	NAME	SIGN	DATE
DRAWN	SM		22 05 23
CHECKED	BN		22 05 23
DESIGNED	SM		22 05 23
CHECKED	BN		22 05 23

PR.ENG. / PR.TECH./PR. ARCH	
NAME: BONGA NTSHANGASE	DATE
SIGNATURE	22 05 23
REG. NUMBER: 20120398	
SCALE : AS SHOWN.	A0

Transnet National Ports Authority
TRANSNET LTD: REG. NO. 1990/000900/30
TNPA PORT CONTROL BUILDING
GANTEAUME CRESCENT, QUIGNEY
EAST LONDON, 5201
TEL: 043 700 2408

PORT OF SALDANHA

OPERATIONAL FACILITIES FOR
INFRASTRUCTURE MAINTENANCE DEPOT

SUPPLY CABLE ROUTE LAYOUT

PROJECT NUMBER	FBS	DIS	CLASS	DRAWING NO.	SHEET	REV	ID
X S D E 0 0 1 5	0 0 0	E	L A	0 0 0 3	0 1	. 1	TD

ELECTRICAL AND RED-TAG STORE LIGHTING LAYOUT - SCALE: 1:100

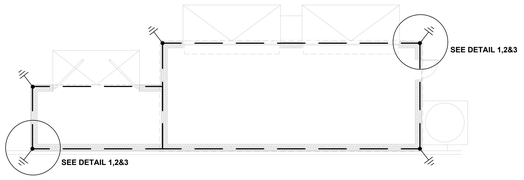

EQUIPMENT STORE LIGHTING LAYOUT - SCALE: 1:100

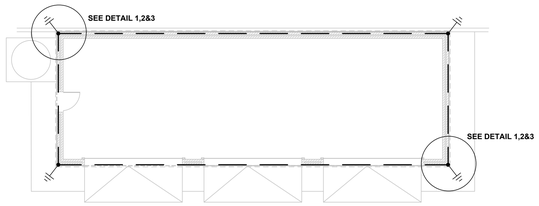

PORTAL FRAME STORE LIGHTING LAYOUT - SCALE: 1:100

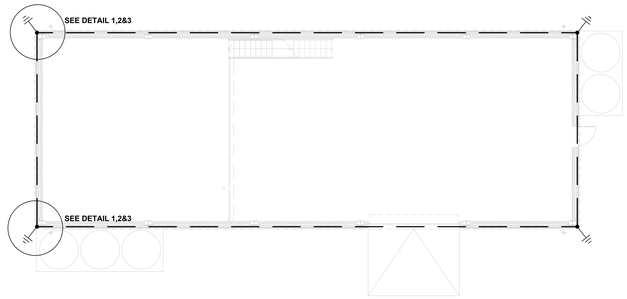

EARTHING DOWNPIPE - DETAIL 1

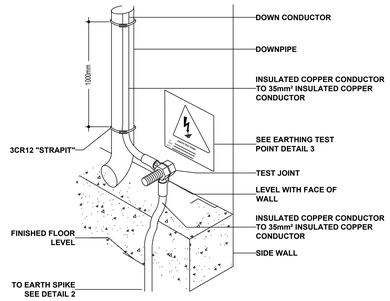

NOTE:
THE MATERIAL USED FOR THE "STRAPIT" FASTENERS SHALL BE SELECTED TO MINIMIZE THE RISK OF GALVANIC CORROSION. THIS MATERIAL SHOULD BE APPROVED BY THE ENGINEER PRIOR TO INSTALLATION.

NOT TO SCALE

MATERIAL DELIVERY AND SAND BLASTING LIGHTING LAYOUT - SCALE: 1:100

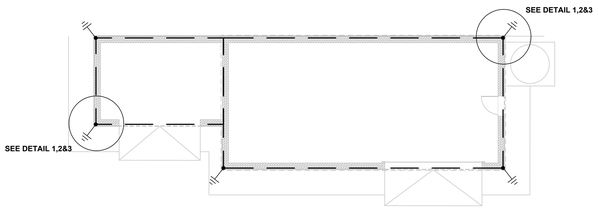

MATERIAL DELIVERY AND BULK STORE POWER LAYOUT - SCALE: 1:100

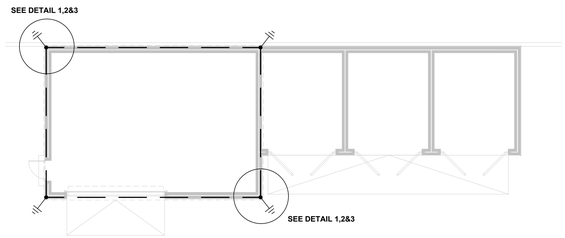

PORTAL FRAME STORE POWER LAYOUT - SCALE: 1:100

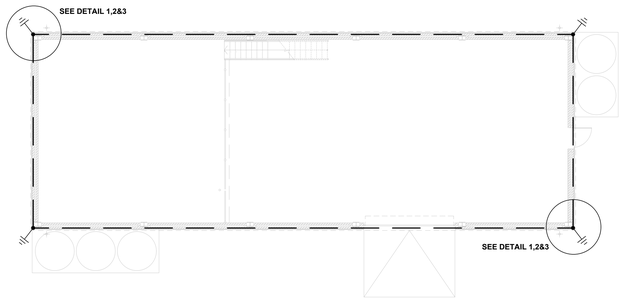

TEST POINT - DETAIL 2



TEST POINT SPECIFICATION	
MATERIAL	STAINLESS STEEL 316
BACKGROUND INFORMATION	ENGRAVED AND PAINTED
TEST INFORMATION	VINYL LETTERING
MOUNTING DETAILS	HOT DIPPED GALVANISED STEEL STRUCTURE
	NOT TO SCALE

GENERATOR ROOM LIGHTING LAYOUT - SCALE: 1:100

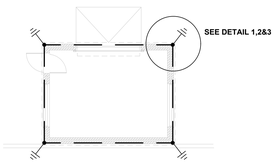

GENERAL STORE LIGHTING LAYOUT - SCALE: 1:100

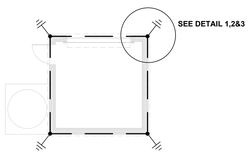

LEGEND

- 10mm DIAMETER ROUND SOLID ALUMINIUM ROOF/DOWN CONDUCTOR
- EARTH SPIKE (SYMBOL)
- TEST JOINT

EARTH SPIKE - DETAIL 3

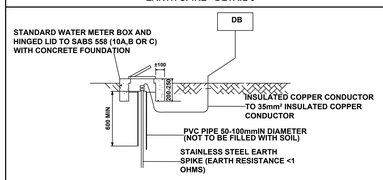

NOT TO SCALE

NOTES :

1. THIS DRAWING FOR ELECTRICAL LIGHTING & POWER ONLY.
2. A CERTIFICATE OF COMPLIANCE TO BE COMPLETED AND SUBMITTED BY THE CONTRACTOR ON COMPLETION OF WORK.

DRAWING NO.	REFERENCE
.	.

REFERENCE DRAWINGS

NOTES

1. DO NOT SCALE DRAWING - ONLY DIMENSIONS SHOWN TO BE USED.

2. THE CONTRACTOR SHALL VERIFY ALL CONDITIONS, DIMENSIONS AND LEVELS ON THE SITE AND NOTIFY THE NEC SUPERVISOR OF ANY VARIATIONS BEFORE CONSTRUCTION.

NO.	DESCRIPTION	BY	CHKD	APPD	DATE
.1	ISSUED FOR TENDER	SM	BN	BN	22/05/23

REVISIONS

This Document including all design and information therein is Confidential Intellectual Property of Transnet.
Copyright and all other rights are reserved by Transnet. This Document may only be used for its intended purpose.

CONTRACTOR / CONSULTANT			
TITLE	NAME	SIGN	DATE
.	.		. . .
.	.		. . .
.	.		. . .
.	.		. . .
.	.		. . .

OPERATING DIVISIONS			
TITLE	NAME	SIGN	DATE
.	.		. . .
.	.		. . .
.	.		. . .
.	.		. . .
.	.		. . .

TNPA			
TITLE	NAME	SIGN	DATE
DRAWN	SM		22 05 23
CHECKED	BN		22 05 23
DESIGNED	SM		22 05 23
CHECKED	BN		22 05 23
.			. . .
.			. . .
.			. . .

PR.ENG. / PR.TECH./PR. ARCH	
NAME: BONGA NTSHANGASE	DATE
SIGNATURE	22 05 23
REG. NUMBER: 20120396	
SCALE : AS SHOWN.	A0

Transnet National Ports Authority
TRANSNET LTD: REG. NO. 1990/000900/30
TNPA PORT CONTROL BUILDING
GANTEAUME CRESCENT, QUIGNEY
EAST LONDON, 5201
TEL: 043 700 2408

PORT OF SALDANHA

OPERATIONAL FACILITIES FOR INFRASTRUCTURE MAINTENANCE DEPOT

EARTHING AND LIGHTNING PROTECTION LAYOUTS

PROJECT NUMBER		FBS	DIS	CLASS	DRAWING NO.	SHEET	REV	ID
X	SDE0015	0	0	E	LA0004	01	.1	TD

MODIFICATIONS TO EXISTING MAIN DISTRIBUTION BOARD - SINGLE LINE DIAGRAM - SCALE: NTS

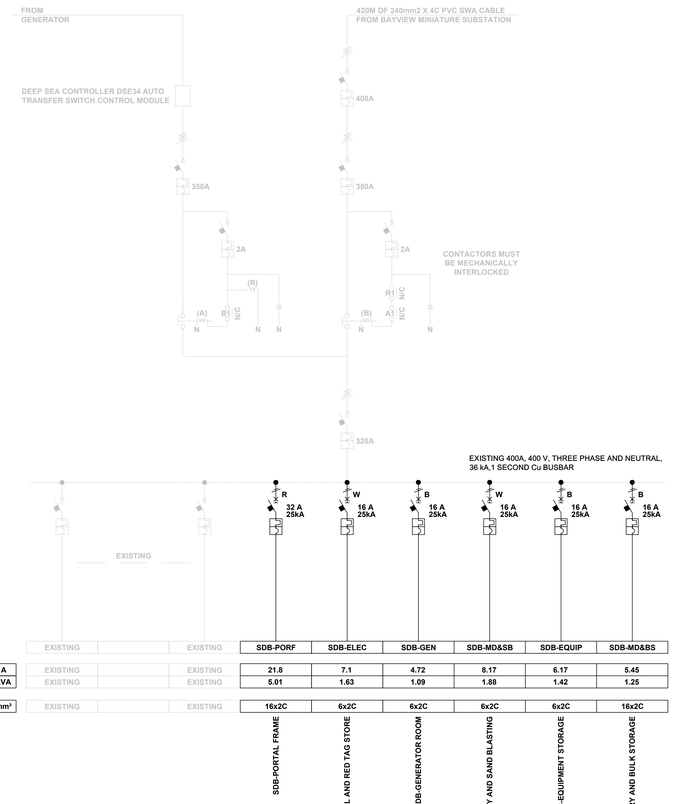

		EXISTING	EXISTING	SDB-PORF	SDB-ELEC	SDB-GEN	SDB-MD&SB	SDB-EQUIP	SDB-MD&BS
ESTIMATED LOAD	A	EXISTING	EXISTING	21.8	7.1	4.72	8.17	6.17	5.45
ESTIMATED LOAD	kVA	EXISTING	EXISTING	5.01	1.63	1.09	1.88	1.42	1.25
CONDUCTOR SIZE	mm²	EXISTING	EXISTING	16x2C	6x2C	6x2C	6x2C	6x2C	16x2C
				SDB-PORTAL FRAME	SDB-ELECTRICAL AND RED TAG STORE	SDB-GENERATOR ROOM	SDB-MATERIALS DELIVERY AND SAND BLASTING	SDB-EQUIPMENT STORAGE	SDB-MATERIALS DELIVERY AND BULK STORAGE

ELECTRICAL AND RED TAG STORE - SINGLE LINE DIAGRAM - SCALE: NTS

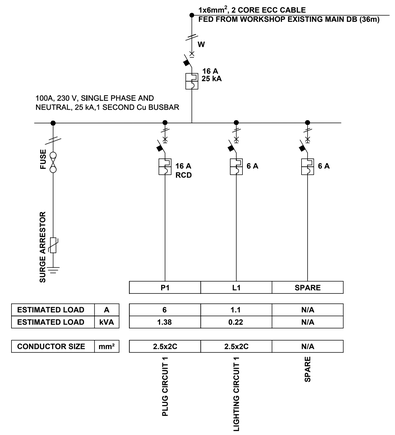

		P1	L1	SPARE
ESTIMATED LOAD	A	6	1.1	N/A
ESTIMATED LOAD	kVA	1.38	0.22	N/A
CONDUCTOR SIZE	mm²	2.5x2C	2.5x2C	N/A
		PLUG CIRCUIT 1	LIGHTING CIRCUIT 1	SPARE

GENERATOR ROOM - SINGLE LINE DIAGRAM - SCALE: NTS

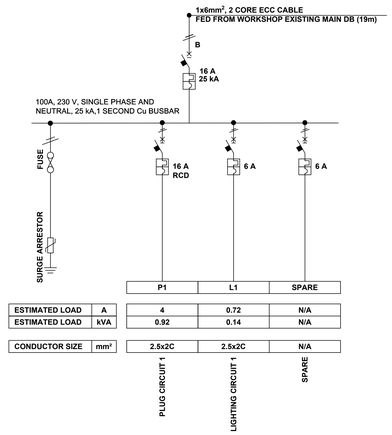

		P1	L1	SPARE
ESTIMATED LOAD	A	4	0.72	N/A
ESTIMATED LOAD	kVA	0.92	0.14	N/A
CONDUCTOR SIZE	mm²	2.5x2C	2.5x2C	N/A
		PLUG CIRCUIT 1	LIGHTING CIRCUIT 1	SPARE

GENERAL STORE- SINGLE LINE DIAGRAM - SCALE: NTS

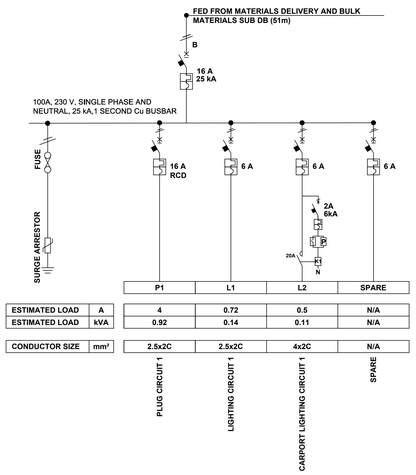

		P1	L1	L2	SPARE
ESTIMATED LOAD	A	4	0.72	0.5	N/A
ESTIMATED LOAD	kVA	0.92	0.14	0.11	N/A
CONDUCTOR SIZE	mm²	2.5x2C	2.5x2C	4x2C	N/A
		PLUG CIRCUIT 1	LIGHTING CIRCUIT 1	CARPORT LIGHTING CIRCUIT 1	SPARE

MATERIALS DELIVERY AND SAND BLASTING - SINGLE LINE DIAGRAM - SCALE: NTS

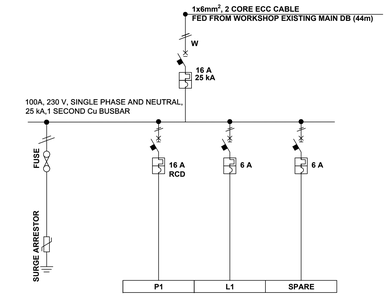

		P1	L1	SPARE
ESTIMATED LOAD	A	6	2.17	N/A
ESTIMATED LOAD	kVA	1.38	0.43	N/A
CONDUCTOR SIZE	mm²	2.5x2C	2.5x2C	N/A
		PLUG CIRCUIT 1	LIGHTING CIRCUIT 1	SPARE

EQUIPMENT STORE - SINGLE LINE DIAGRAM - SCALE: NTS

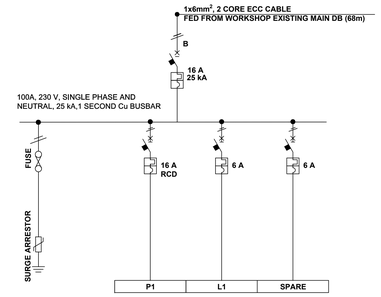

		P1	L1	SPARE
ESTIMATED LOAD	A	4	2.17	N/A
ESTIMATED LOAD	kVA	0.92	0.43	N/A
CONDUCTOR SIZE	mm²	2.5x2C	2.5x2C	N/A
		PLUG CIRCUIT 1	LIGHTING CIRCUIT 1	SPARE

MATERIALS DELIVERY AND BULK STORAGE- SINGLE LINE DIAGRAM - SCALE: NTS

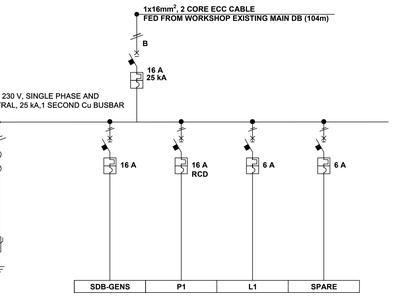

		SDB-GENS	P1	L1	SPARE
ESTIMATED LOAD	A	4.72	4	1.45	N/A
ESTIMATED LOAD	kVA	1.06	0.92	0.29	N/A
CONDUCTOR SIZE	mm²	2.5x2C	2.5x2C	2.5x2C	N/A
		SDB - GENERAL STORE	PLUG CIRCUIT 1	LIGHTING CIRCUIT 1	SPARE

PORTAL FRAME STRUCTURE - SINGLE LINE DIAGRAM - SCALE: NTS

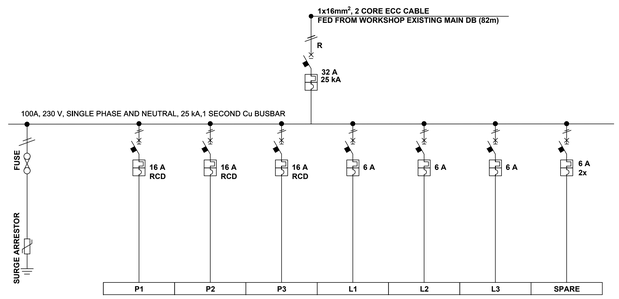

		P1	P2	P3	L1	L2	L3	SPARE
ESTIMATED LOAD	A	4	8	4	2.34	1.26	2.17	N/A
ESTIMATED LOAD	kVA	0.92	1.84	0.92	0.46	0.25	0.44	N/A
CONDUCTOR SIZE	mm²	2.5x2C	2.5x2C	2.5x2C	2.5x2C	2.5x2C	2.5x2C	N/A
		PLUG CIRCUIT 1	PLUG CIRCUIT 2	PLUG CIRCUIT 3	LIGHTING CIRCUIT 1	LIGHTING CIRCUIT 2	LIGHTING CIRCUIT 3	SPARE

NOTES :

1. THIS DRAWING FOR ELECTRICAL LIGHTING & POWER ONLY.
2. A CERTIFICATE OF COMPLIANCE TO BE COMPLETED AND SUBMITTED BY THE CONTRACTOR ON COMPLETION OF WORK.

LEGEND

R	SINGLE PHASE CIRCUIT BREAKER WITH PHASE INDICATION	R 16 A RCD	SINGLE PHASE CIRCUIT BREAKER WITH RESIDUAL CURRENT DEVICE
	THREE PHASE CIRCUIT BREAKER	K1 N	SINGLE PHASE CONTACTOR

NOTES

1. DO NOT SCALE DRAWING - ONLY DIMENSIONS SHOWN TO BE USED.
2. THE CONTRACTOR SHALL VERIFY ALL CONDITIONS, DIMENSIONS AND LEVELS ON THE SITE AND NOTIFY THE NEC SUPERVISOR OF ANY VARIATIONS BEFORE CONSTRUCTION.

DRAWING NO.	REFERENCE
.	.

REFERENCE DRAWINGS

NO.	DESCRIPTION	BY	CHKD	APPD	DATE
.1	ISSUED FOR TENDER	SM	BN	BN	22/05/23

REVISIONS

This Document including all design and information therein is Confidential Intellectual Property of Transnet
Copyright and all other rights are reserved by Transnet. This Document may only be used for its intended purpose.

CONTRACTOR / CONSULTANT

TITLE	NAME	SIGN	DATE
.	.	.	. . .
.	.	.	. . .
.	.	.	. . .
.	.	.	. . .

OPERATING DIVISIONS

TITLE	NAME	SIGN	DATE
.	.	.	. . .
.	.	.	. . .
.	.	.	. . .
.	.	.	. . .

TNPA

TITLE	NAME	SIGN	DATE
DRAWN	SM		22 05 23
CHECKED	BN		22 05 23
DESIGNED	SM		22 05 23
CHECKED	BN		22 05 23
.	.	.	. . .
.	.	.	. . .

PR.ENG. / PR.TECH./PR. ARCH

NAME: BONGA NTSHANGASE	DATE
SIGNATURE	22 05 23
REG. NUMBER: 20120398	
SCALE : AS SHOWN.	A0

Transnet National Ports Authority
TRANSNET LTD: REG. NO. 1990/000900/30
TNPA PORT CONTROL BUILDING
GANTEAUME CRESCENT, QUIGNEY
EAST LONDON, 5201 TEL: 043 700 2408

PORT OF SALDANHA

OPERATIONAL FACILITIES FOR INFRASTRUCTURE MAINTENANCE DEPOT

SINGLE LINE DIAGRAMS

PROJECT NUMBER	FBS	DIS	CLASS	DRAWING NO.	SHEET	REV	ID
X S D E 0 0 1 5	0 0 0	E	S L	0 0 0 1	0 1	. 1	TD