

Peg Distance (m) 73746.301 m (SKEW) - 1 x 600mm PC						
LEFT			RIGHT			
LENGTH	Y	X	INVERT LEVEL	LENGTH	Y	X
8.157	-75181.6803	436014.755	546.028	8.375	-75180.112	436827.191
						INVERT LEVEL
						43700.000

Peg Distance (m) 73626.218 m (SKEW) - 1850mm x 1200mm BC						
LEFT				RIGHT		
LENGTH	Y	X +3 700 000	INVERT LEVEL	LENGTH	Y	INVERT LEVEL
8.470	75061.876	439023.974	543.640	8.645	75060.838	543.549

Peg Distance (m) 73552.059 m (SKEW) - 1 x 450mm PC					
LEFT			RIGHT		
LENGTH	Y	X +3 700 000	INVERT LEVEL	LENGTH	Y X -3 700 000
7.057	-74868.400	43595.353	544.410	6.457	-74868.759 43595.787
					544.270

Peg Distance (m) 73435.225 m (SKEW) - 1 x 450mm PC						
LEFT				RIGHT		
LENGTH	Y	X +3 700 000	INVERT LEVEL	LENGTH	Y	X +3 700 000
6.007	-74871.811	423582.247	544.123	6.223	-74870.650	423597.421
						543.903

Peg Distance (m) 73164.961 m (SKEW) - 1 x 600mm PC					
LEFT			RIGHT		
LENGTH	Y	X +3 700 000	INVERT LEVEL	LENGTH	Y +3 700 000 X +3 700 000
5.929	-74602.549	423595.857	547.614	6.953	-74601.804 43572.417 547.222

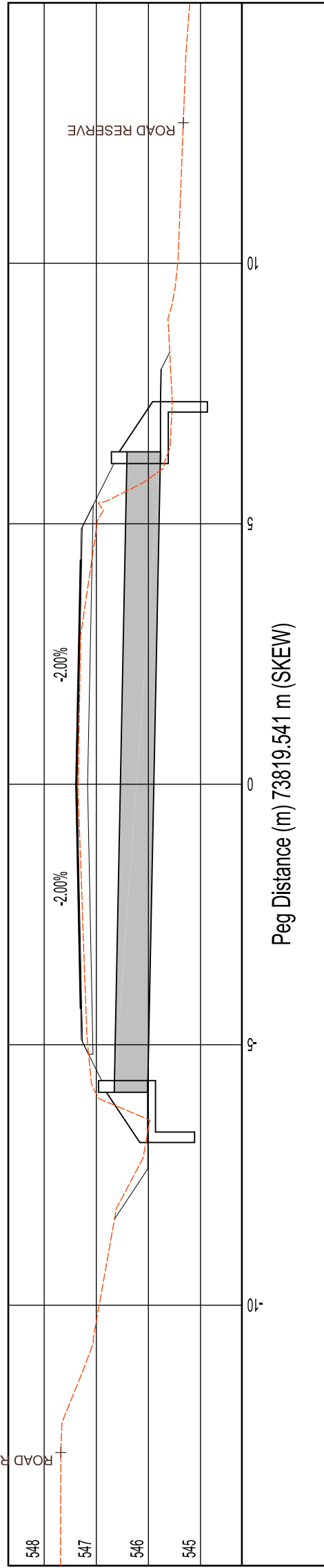

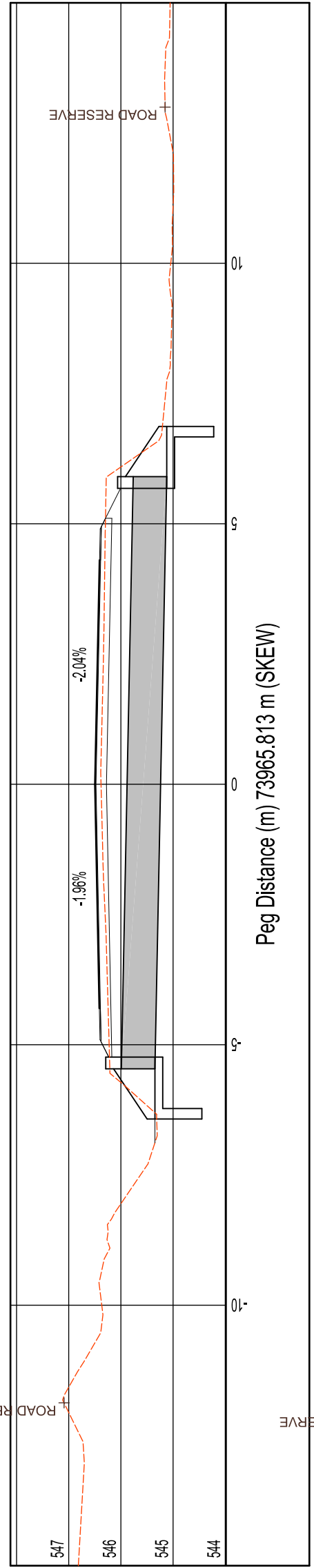
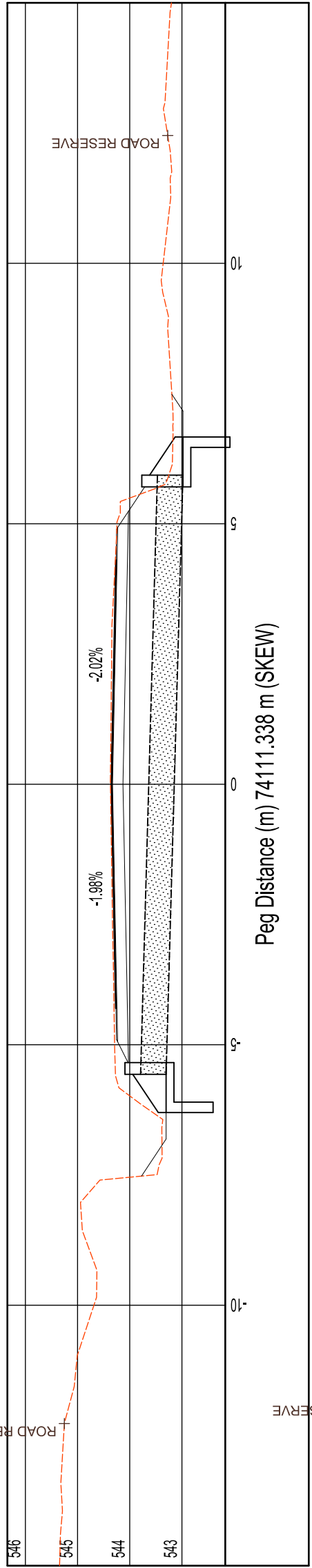
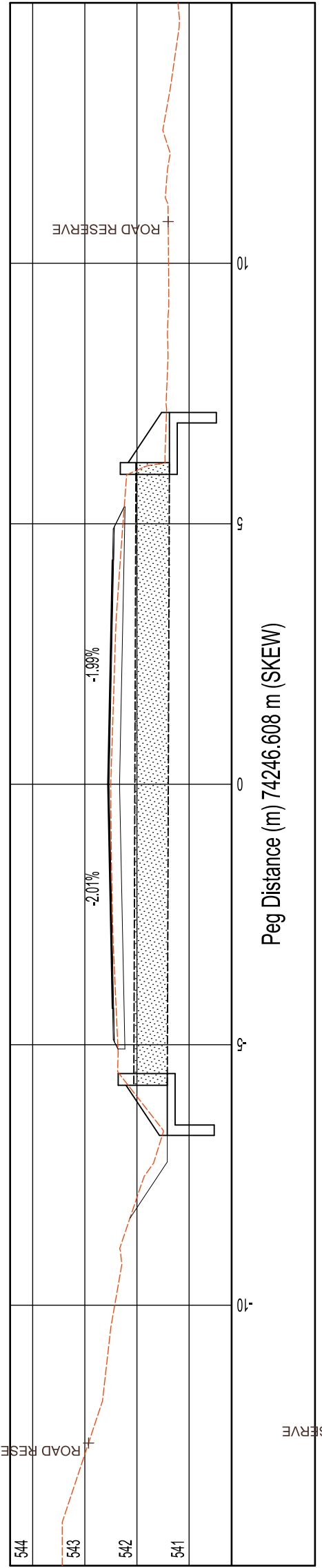
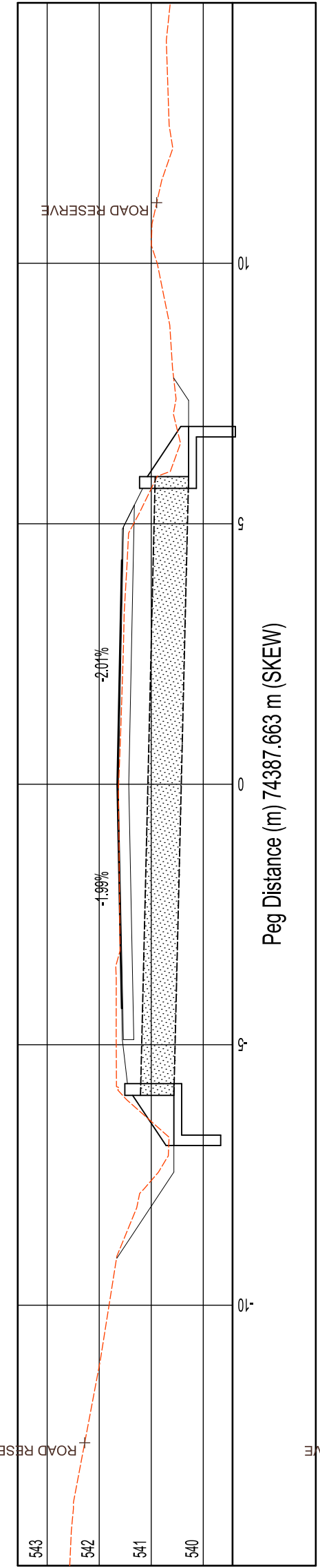
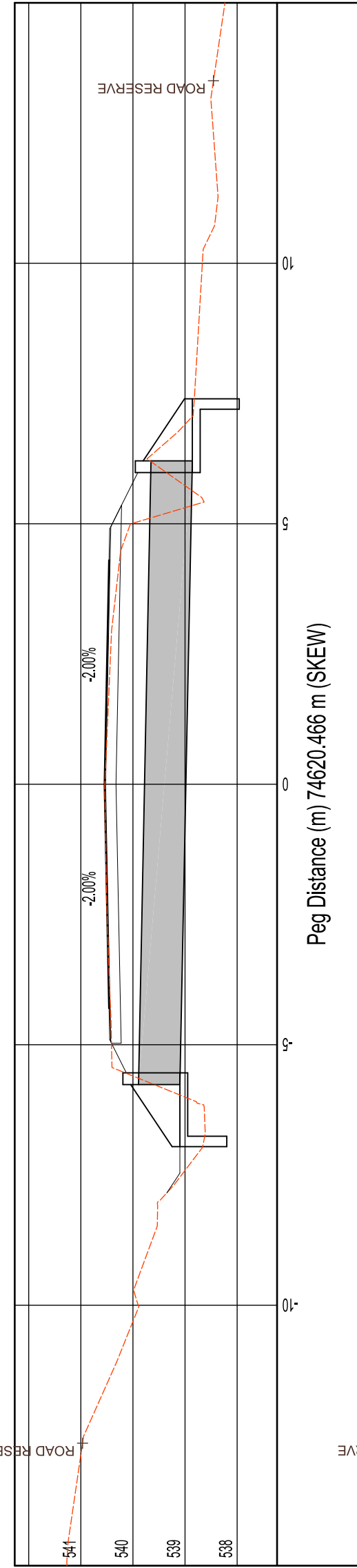
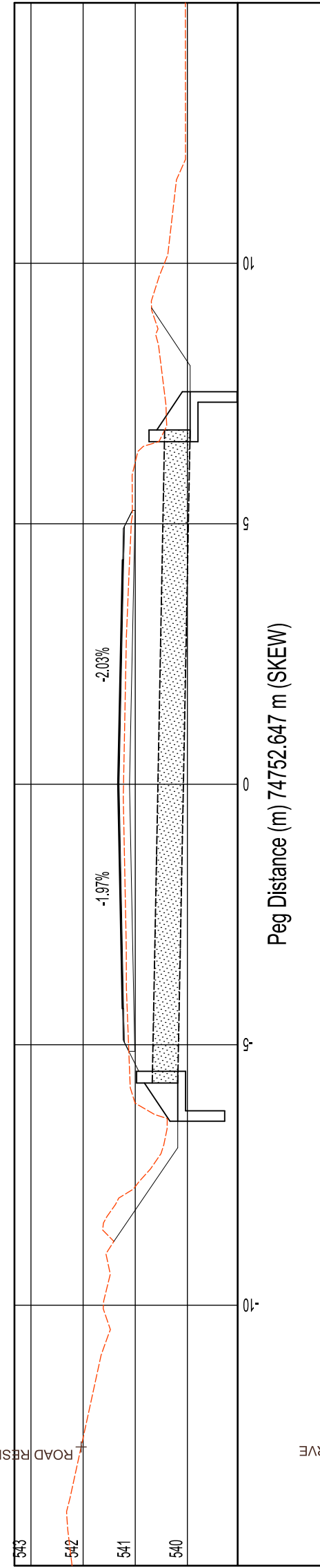
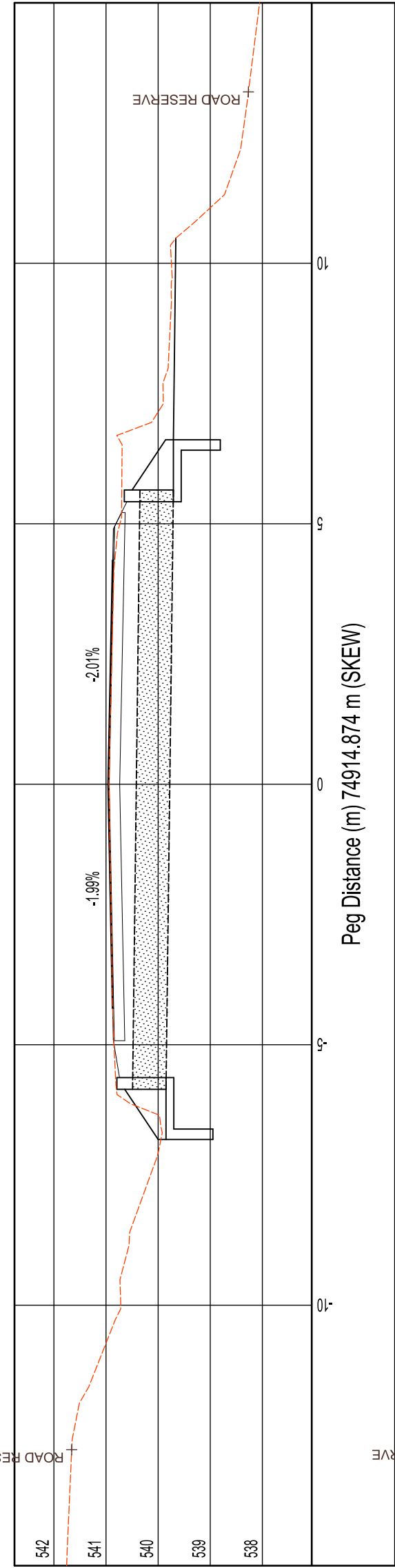
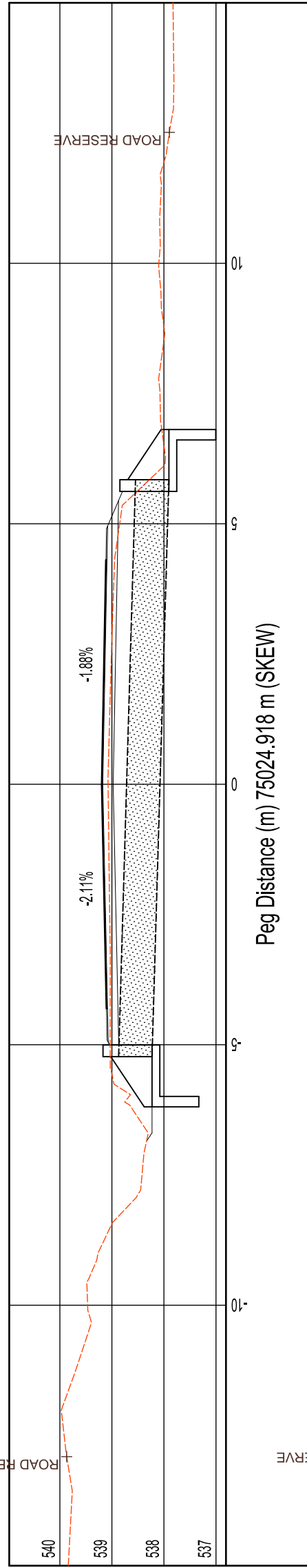
Peg Distance (m) 73041.147 m (SKEW) - 1 x 600mm PC						
LEFT			RIGHT			
LENGTH	Y	X 43 700 000	INVERT LEVEL	LENGTH	Y	X 43 700 000
8.253	-74478.9419	43547.443	546.529	8.884	-74478.4459	43560.344
						546.237

Peg Distance (m) 72945.860 m (SKEW) - 1 x 600mm PC					
LEFT			RIGHT		
LENGTH	Y	X	INVERT LEVEL	Y	X
6.136	-74384.772	43538.501	546.403	6.493	-74383.393
					43700.000
					546.158

Peg Distance (m) 72850.618 m (SKEW) - 1 x 450mm PC						
LEFT			RIGHT			
LENGTH	Y	X	INVERT LEVEL	LENGTH	Y	X
6.291	-74268.916	43502.266	547.322	6.872	-74268.612	43542.363
						547.036

Peg Distance (m) 72700.403 m (SKEW) - 1 x 600mm PC						
LEFT			RIGHT			
LENGTH	Y	X +3 700 000	INVERT LEVEL	LENGTH	Y	X +3 700 000
8.174	-74140.015	43512.579	548.508	8.159	-74139.309	43524.820
						INVERT LEVEL 548.501

Peg Distance (m) 72592.280 m (SKEW) - 2 x 600mm PC						
LEFT			RIGHT			
LENGTH	Y	X	INVERT LEVEL	LENGTH	Y	INVERT LEVEL
8.208	-74033.704	43700.373	549.168	8.771	-74032.462	43500.284
						549.028



Peg Distance (m) 75024.918 m (SKEW) - 1 x 600mm PC						
LEFT			RIGHT			
LENGTH	Y	X +3 700 000	INVERT LEVEL	LENGTH	Y	X +3 700 000
5.229	-76452.135	43760.844	538.121	5.846	-76450.220	43771.752
						538.249

Peg Distance (m) 74914.874 m (SKEW) - 1 x 600mm PC							
LEFT				RIGHT			
LENGTH	Y	X	INVERT LEVEL	LENGTH	Y	X	INVERT LEVEL
5.856	-76342.547	43747.416	539.840	5.650	-76341.332	+3 700.000	539.707

Peg Distance (m) 74752.647 m (SKEW) - 1 x 450mm PC						
LEFT			RIGHT			
LENGTH	Y	X +3 700 000	INVERT LEVEL	LENGTH	Y	X +3 700 000
5.734	-76181.758	43728.784	540.185	6.801	-76178.654	43741.142
						539.947

Peg Distance (m) 74620.466 m (SKEW) - 1 x 750mm PC						
LEFT			RIGHT			
LENGTH	Y	X +3 700 000	INVERT LEVEL	LENGTH	Y	X +3 700 000
5.764	-70050.058	43713.379	539.099	6.209	-70048.909	43728.297
						538.840

Peg Distance (m) 74387.663 m (SKEW) - 1 x 600mm PC							
LEFT				RIGHT			
LENGTH	Y	X	INVERT LEVEL	LENGTH	Y	X	INVERT LEVEL
5.071	-753818.798	43686.187	540.585	5.906	-753817.740	43686.017	540.282

Peg Distance (m) 74246.608 m (SKEW) - 1 x 600mm PC						
LEFT			RIGHT			
LENGTH	Y	X +3 700 000	INVERT LEVEL	LENGTH	Y	X +3 700 000
5.778	-75070.909	43070.006	841.418	6.174	-75071.374	43069.909
						841.377

Peg Distance (m) 7411.338 m (SKEW) - 1 x 450mm PC						
LEFT			RIGHT			
LENGTH	Y	X +3 700 000	INVERT LEVEL	LENGTH	Y	X +3 700 000
5.568	-7554.370	43654.899	543.303	5.933	-7554.209	43668.011
						542.980

Peg Distance (m) 73965.813 m (SKEW) - 1 x 600mm PC						
LEFT			RIGHT			
LENGTH	Y	X +3 700.000	INVERT LEVEL	LENGTH	Y	X +3 700.000
5.462	-75398.725	43637.799	545.349	5.906	-75398.755	43649.126
						545.122

Peg Distance (m) 73883.880 m (SKEW) - 1 x 600mm PC						
LEFT			RIGHT			
LENGTH	Y	X 43 700 000	INVERT LEVEL	LENGTH	Y	X 43 700 000
5.453	-75319.312	43628.750	546.103	5.691	-75317.332	43630.860
						545.992

Peg Distance (m) 73819.541 m (SKEW) - 1 x 600mm PC						
LEFT			RIGHT			
LENGTH	Y	X	INVERT LEVEL	LENGTH	Y	X
5.913	-79254.393	4.9671869	546.014	6.381	-79253.176	4.9363493
						545.788

**FOR TENDER
PURPOSES ONLY**

[illegible]