















	Item	Description	Image
2	WALL & DOOR FINISHES		
	Item	Description	Image
2.1	PAINT BASIC WALL COLOUR 1 All dry walls and could be used on internal brick walls and perimeter walls if preferred	PLASCON Colour : Rothco Code : E18-4 Finish : Polvin PVA DULUX Colour : Lexington Park Code : 50YY57/082 REF 60453 Low sheen Or equivalent approved tinted to correct colour	
2.2	PAINT ACCENT WALL COLOUR	PLASCON Colour : Red Flame Code : R7-A1-1 Finish : Polvin PVA DULUX Code : R7-A1-1 Special REF 60487 Finish : Low sheen Or equivalent approved tinted to correct colour	
2.3	PAINT ACCENT WALL COLOUR	PLASCON Colour : Meadow Lane Code : B18-7 Finish : Polvin PVA DULUX Colour : Energetic Eden Code : 64YY38/505 Finish : Low sheen Or equivalent approved tinted to correct colour	
2.4	PAINT ACCENT WALL COLOUR	PLASCON Colour : Sparkling Lemon Lime Code : Y6-A1-1 Finish : Polvin PVA Or equivalent approved tinted to correct colour	
2.5	PAINT ACCENT WALL COLOUR	PLASCON Colour : Shallot Code : B19-4 Finish : Polvin PVA DULUX Colour : Cabbage patch Code : 90YY62/264 Finish : Low sheen Or equivalent approved tinted to correct colour	
2.6	PAINT ACCENT WALL COLOUR	PLASCON Colour : Summer Memory Code : Y2-A1-3 Finish : Polvin PVA DULUX unable to tint to correct colour. Or equivalent approved tinted to correct colour	
2.7	PAINT ACCENT WALL COLOUR	PLASCON Colour : Turquoise Sky Code : G7-A2-1 Finish : Polvin PVA DULUX Colour : Magnificent Mint Code : 80GG63/184 Finish : Low sheen Or equivalent approved tinted to correct colour	
2.8	PAINT ACCENT WALL COLOUR	PLASCON Colour : Park Water Code : B4-C2-1 Finish : Polvin PVA DULUX Colour : Lunenburg Code : 90BG42/106 Finish : Low sheen Or equivalent approved tinted to correct colour	

	Item	Description	Image	
	PAINT ACCENT WALL COLOUR RAF Primary Colour 1	DULUX Colour : King's Treasure, Code : 83BB 07/202 REF 6086 Finish : Low sheen Very difficult to replicate and match. Or equivalent approved tinted to correct colour		
	PAINT ACCENT WALL COLOUR RAF Primary Colour 2	DULUX Colour : Treehouse Code : 90GY 21/472 REF 60939 Finish : Low sheen Or equivalent approved tinted to correct colour		
2.10	PAINT BASIC DOOR COLOUR	PLASCON Plascon Architectural Grey & Aluminium Collection Colour : Chicago Times Code : GR-B05 Finish : Satin Enamel DULUX Colour : Magnetic Field Code : 78BG 12/032 REF 60451 Low sheen enamel Or equivalent approved tinted to correct colour		
2.11	IRON MONGERY DOOR FURNITURE HANDLE & ESCUTCHEON	DCL South Africa Design : Trinity Material : Solid Brushed Stainless Steel lever handle on rose with matching escutcheon plate. With cylinder lock and 3 keys per door. Or equivalent approved		
3	WINDOW FINISHES			
	Item	Description	Image	
3.1	ROLLER BLIND OPTION 1	Luxaflex Range : Aurora Deco Screen Colour : Granite Code : 850017 Maximum width : 3 100mm Maximum height : 4 000mm Or equivalent approved		
4	PAUSE AREAS			
	Item	Description	Image	
4.1	Pause Area shopfitted back unit	Custom made carcass, door and drawer frontals in timber and spray painted gloss white with automotive spray paint. Top : 32mm thick Black Rustenburg polished granite. Edge detail to granite top : Square with 5mm chamfer on top edge all round. Skirting : 100mm high Natural Anodized Aluminium Handles : Stainless steel bar handles. 100mm Black granite splashback with 3 rows of White ceramic tiles above spanning full width of counter top.		Custom Made 