

QCTO Procurement Made Easy: Find, Download, and Win!

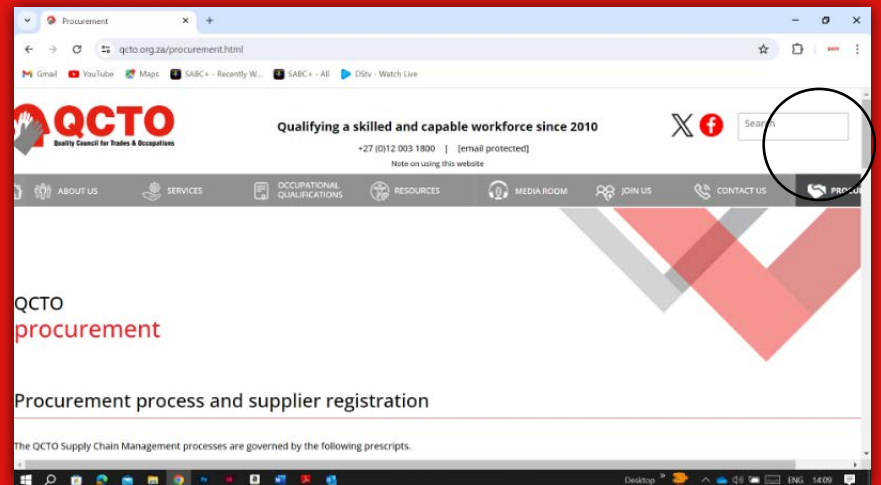
Attention Potential Bidders!

The QCTO Procurement page offers opportunities for both Request for Quotations (RFQs) and Tenders. Here are the step-by-step instructions for finding these opportunities:



Step One: Visit our website.

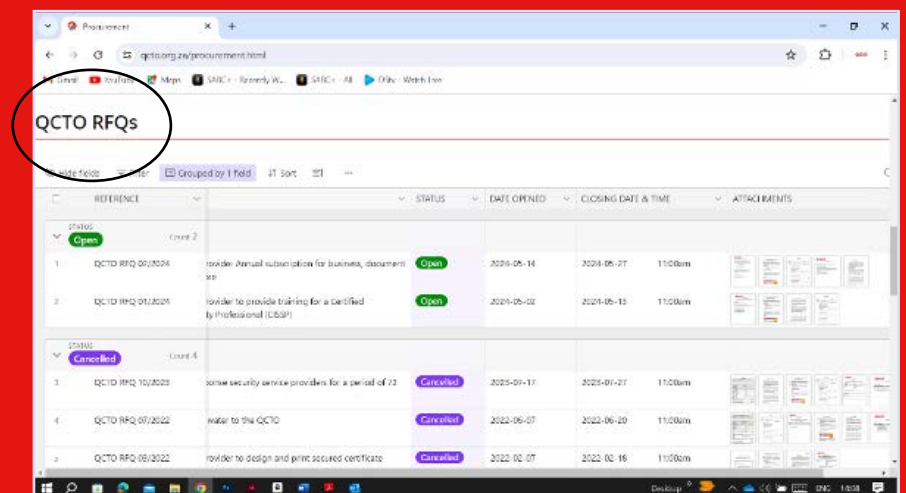
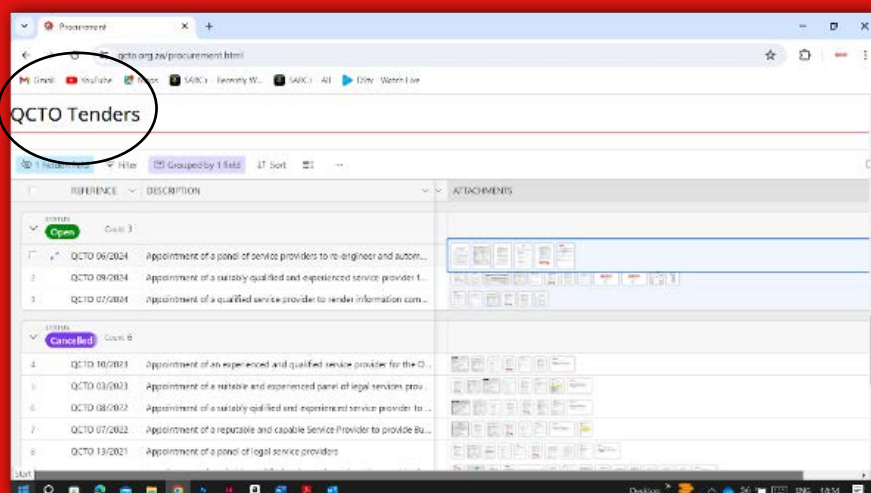
1. Visit the QCTO website: <https://www.qcto.org.za/>
2. Locate the "Procurement" tab on the far right-hand side of the homepage.



Step Two: Navigating the site.

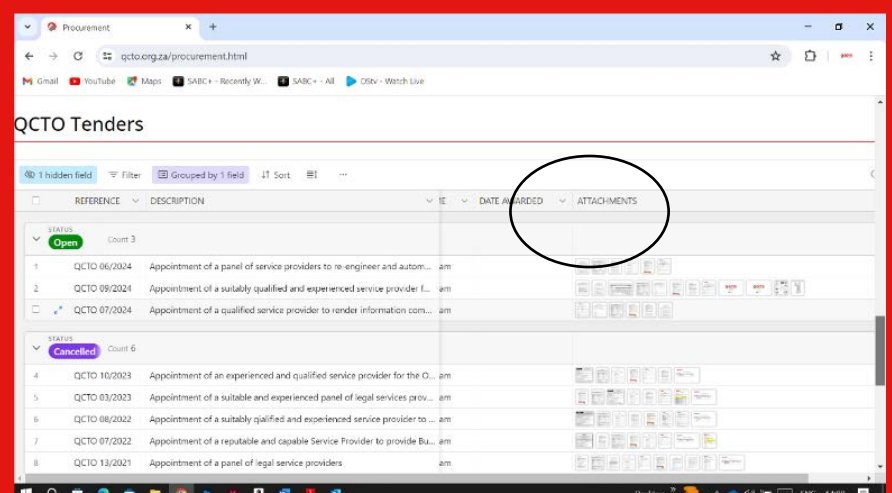
Scroll down the Procurement page to find two tables:

1. **RFQs:** Opportunities for projects seeking price quotations.
2. **Tenders:** Opportunities for projects through a formal bidding process



Step Three: Downloading Tender/RFQ Documents

1. In the "Tenders or RFQ" tables, find an "Open Tender or RFQ" that interests you.
2. Click on the specific tender or RFQ number.
3. The tender details will expand, including downloadable documents.
4. Download all relevant documents for your bid submission.



FOR MORE INFORMATION:



Please refer to the specifications document for detailed information on submitting bids and participating in the tender process. Alternatively, you can contact the SCM office via email at Tenders@qcto.org.za.

Get the real deal



012 003 1800



info@qcto.org.za | www.qcto.org.za



QCTO



QCTOTV



QCTOLive