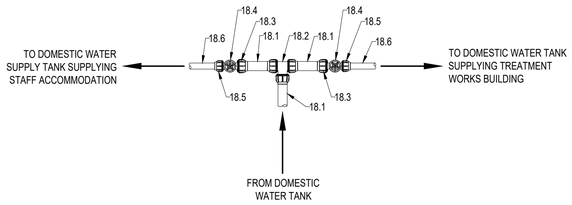

PIPEWORK CONNECTION DETAIL 1

SCALE 1:25

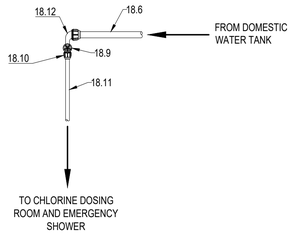

PIPEWORK CONNECTION DETAIL 4

SCALE 1:25

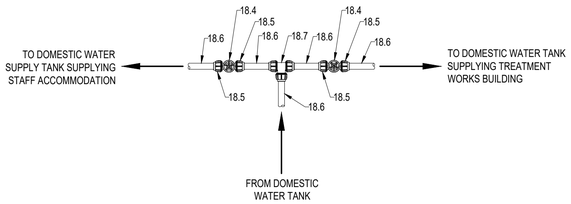

PIPEWORK CONNECTION DETAIL 2

SCALE 1:25

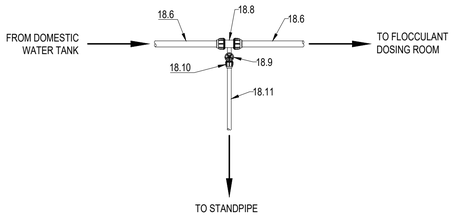

PIPEWORK CONNECTION DETAIL 5 AND 6

SCALE 1:25

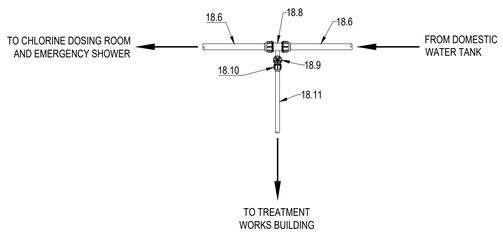

PIPEWORK CONNECTION DETAIL 3

SCALE 1:25

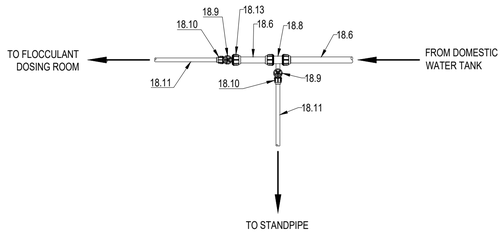

PIPEWORK CONNECTION DETAIL 7

SCALE 1:25

DOMESTIC WATER SUPPLY PIPEWORK

ITEM	DESCRIPTION	QUANTITY	DIMENSIONS
18.1	75mm Ø PE100 PN10 HDPe PIPELINE	BILLED ELSEWHERE	
18.2	75mm Ø PLASSON (OR SIMILAR APPROVED) PN10 EQUAL COMPRESSION TEE	1	
18.3	75 x 50mm Ø PLASSON (OR SIMILAR APPROVED) PN10 COMPRESSION MALE ADAPTOR	2	
18.4	50mm Ø COBRA (OR SIMILAR APPROVED) BRASS GATE VALVE	4	
18.5	50mm Ø PLASSON (OR SIMILAR APPROVED) PN10 COMPRESSION MALE ADAPTOR	6	
18.6	50mm Ø PE100 PN10 HDPe PIPELINE	BILLED ELSEWHERE	
18.7	50mm Ø PLASSON (OR SIMILAR APPROVED) PN10 EQUAL COMPRESSION TEE	1	
18.8	50 x 32mm Ø PLASSON (OR SIMILAR APPROVED) PN10 REDUCING TEE WITH THREADED MALE OFFTAKE	4	
18.9	32mm Ø COBRA (OR SIMILAR APPROVED) BRASS GATE VALVE	6	
18.10	32mm Ø PLASSON (OR SIMILAR APPROVED) PN10 COMPRESSION MALE ADAPTOR	6	
18.11	32mm Ø PE63 PN10 HDPe PIPELINE	BILLED ELSEWHERE	
18.12	50 x 32mm Ø PLASSON (OR SIMILAR APPROVED) PN10 COMPRESSION REDUCING 90 DEGREE ELBOW (32mm CONNECTION MALE THREADED)	1	
18.13	50 x 32mm Ø PLASSON (OR SIMILAR APPROVED) PN10 COMPRESSION MALE ADAPTOR	1	

FOR TENDER PURPOSES

"COPYRIGHT IS VESTED IN HN CONSULTING ENGINEERS IN TERMS OF THE COPYRIGHT ACT (ACT 98 OF 1978) AND NO USE OR REPRODUCTION OR DUPLICATION THEREOF MAY OCCUR WITHOUT THE WRITTEN CONSENT OF THE AUTHOR"

THIS DRAWING HAS BEEN PREPARED UNDER THE CONTROLS ESTABLISHED BY THE HN CONSULTING ENGINEERS QUALITY MANAGEMENT SYSTEM AND MEETS THE REQUIREMENTS OF THE SABS QUALITY GRADING SYSTEM THAT IS ISO 9001:2008 COMPLIANT

GENERAL NOTES

1. THIS DRAWING PROVIDES INFORMATION RELATED TO THE FORM OF THE WORK WHEN COMPLETED TOGETHER WITH GUIDANCE, WHERE FUNDAMENTAL TO THE DESIGN, FOR THE SEQUENCE OF CONSTRUCTION. THIS DRAWING DOES NOT PURPORT TO INCLUDE ANY NECESSARY PRECAUTIONS, ITEMS OR COMPONENTS REQUIRED FOR CONSTRUCTION SAFETY. ALL SUCH PRECAUTIONS MUST BE TAKEN AND ITEMS OR COMPONENTS SUPPLIED BY THE CONTRACTOR.
2. ANY DISCREPANCIES ARE TO BE CONFIRMED WITH THE ENGINEER ON SITE PRIOR TO WORK PROCEEDING.
3. ONLY WRITTEN DIMENSIONS SHALL BE USED.
4. ALL DIMENSIONS ARE IN mm.

REFERENCE DRAWINGS

Revision Details	By	Date	Suffix
Issued For Tender	JSM	14/12/23	0

Main-Consultant

KUFANIKIWA CONSULTING

11 DERBY PLACE,
DERBY DOWNS OFFICE PARK
WESTVILLE, DURBAN

TEL : +27 31 701 1038
www.kufanikiwa.co.za

Sub-Consultant

HN CONSULTING ENGINEERS
engineering for life

HN CONSULTING ENGINEERS
BLOCK B, HILLTOPS OFFICE PARK
73 VILLIERS DRIVE,
PIETERMARITZBURG,
3201
TEL: 033 394 2352 FAX: 033 394 2356

Client

NKANGALA DISTRICT MUNICIPALITY

Project Title

WESTERN HIGHVELD WATER TREATMENT WORKS

Drawing Title

DOMESTIC WATER SUPPLY PIPEWORK CONNECTION DETAILS

Scale: ON ORIGINAL PLAN

DRAWN BY : AB DATE: 14/12/23

DESIGNED BY : AB Pr No:

SIGNATURE : DATE :

CHECKED ON BEHALF OF HN CONSULTING ENGINEERS BY : JSM Pr No:

SIGNATURE : DATE :

HN Drawing Number: 325WS - C.06

Revision: 0