

FLOORS KEYNOTE LEGEND	
Key Value	SKIRTING KEYNOTE TEXT
FL-01	HARDWOOD- Ex 75mm x 20mm moulded hardwood skirting to comply with SABS 1099, fixed to walls in long lengths with splayed heading joints and mitred corners with screws and plugs at centres not exceeding 600mm, and fitted with a 19mm x 19mm quadrant beading. The skirting to be varnished with 3 no. Coats of eggshell clear varnish to comply to SABS 381 type 1.
FL-02	150x600mm Porcelain cut tile with 12mm aluminium edging slips grouted and finished with matching tile grout to architects specification
	FLOORS KEYNOTE TEXT
FL-03	FULL BODY PORCELAIN TILES (Floor tiles): UNION Tiles Urban Collection non slip Porcelain floor tiles (or equal approved) with PEI Class 4 rating, size 600 x 600mm, fixed to wood floated 1:4 cement and sand screed with tile adhesive (elsewhere specified) on concrete surface bed (elsewhere specified), with 5mm joints continuous in both directions grouted with tile grout (elsewhere specified) with minimum 5mm expansion joints at perimeter, all structural expansion and construction joints and maximum 5m centres internally and at 3m centres externally, in both directions.
FL-04	MAPEFLOOR FC 200 ME (Or Equally approved) Chemical Resistant Epoxy floor coating solvent free technology base. Color Telegrey 2 RAL 7046: with similar finish for skirting edges 150mm UP.
FL-05	- RAISED DECKING FLOORING SYSTEMS (Or Equally Approved) BY SPECIALIST
FL-06	CEMENT SCREED; wood floated 30 mm thick polished cement sand screed to comply with Government standard pecifications.
FL-07	Floor Sunk Dust Trap mat glued onto screed with 12mm Brass Strip Edging laid level with porcelain tiles
FL-08	FULL BODY PORCELAIN MOSAIC (WET Floor tiles): UNION Tiles non slip Porcelain floor Mosaics (or equal approved) with PEI Class 4 rating, size 300 x 300mm, fixed to wood floated 1:4 cement and waterproffed sand screed withwater light mosaic fix adhesive (elsewhere specified) on concrete surface bed_base

CEILINGS KEYNOTE LEGEND	
Key Value	CEILINGS KEYNOTE TEXT
CL-01	Inverted IBR Chromadek sheets with coloured side facing down
CL-02	SUSPENDED ALUMINIUM CEILING PANELS; 600mm x 600mm x 15mm Acoustic ceiling Panels', OR EQUAL AND APPROVED, suspended lay-on electrolissed- galvanized steel metal pan ceiling tiles with smooth white colour finish surface pattern, installed complete with W-profile perimeter trims, hangers and 24mm suspension T-grids.
CL-03	SKIMMED GYPSUM CEILING-10mm thick gypsum plastered ceiling boards (to comply with SABS 266-1982 or later revision) installed with longer lengths to suit room configurations with 'Wire Scrim Tape' fixed over all joints and plastered with 6 mm thick light weight hemi-hydrate gypsum painted, polished and finished with 3 No. coats of super PVAexternal quality paint, colour to P.A's approval. Ceiling to be fixed to timber branderling with all necessary accessories to strict manufacturer's specifications.
CL-04	EMULSION (PVA) PAINT ON PLASTERED SLAB- Admin Strong Room- 3 No. coats of PVAemulsion ceiling paint in matt finish on 6mm thick light weight hemi-hydrate gypsum plaster on concrete slab soffit. All to be manufactured and installed in strict compliance to the latest SABS approved standards.
CL-05	Donn"cornice for suspended ceilings. "SM25" pre painted cornice plugged
CL-06	75 mm wide coved gypsum cornices to comply with SABS 622 or later revision
CL-07	PS1 - Aluminium Shadowline Trim 20 x 20mm. Flexible PVC Angle Trim. Econolok 24mm x 38mm - White. Main Tee. Cross Tee. Cross Tee.
CL-07	SKIMMED GYPSUM BULKHEAD -10mm thick gypsum plastered ceiling boards (to comply with SABS 266-1982 or later revision) installed with longer lengths to suit room configurations with 'Wire Scrim Tape' fixed over all joints and plastered with 6 mm thick light weight hemi-hydrate gypsum painted, polished and finished with 3 No. coats of super PVAexternal quality paint, colour to P.A's approval. Ceiling to be fixed to timber branderling with all necessary accessories to strict manufacturer's specifications.

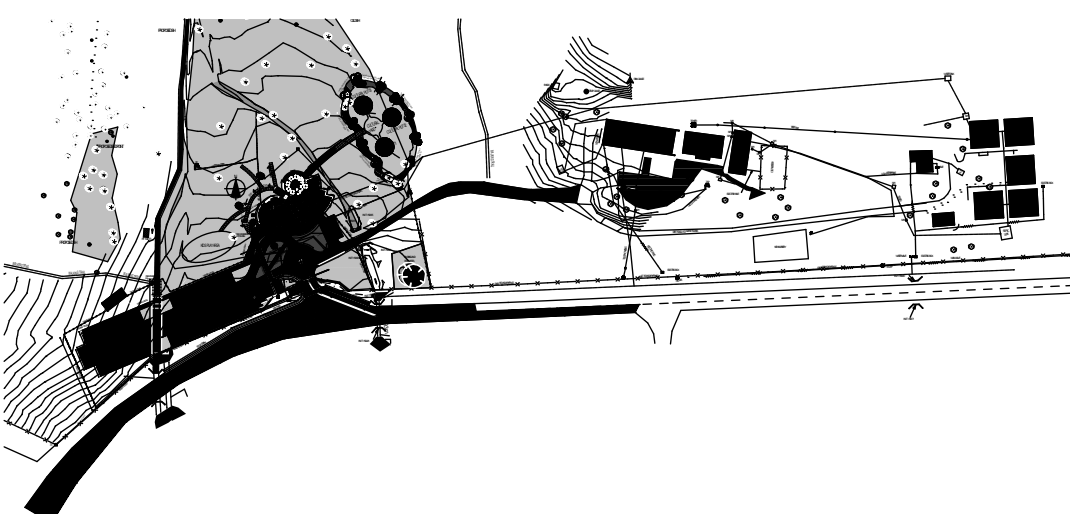
WALLS KEYNOTE LEGEND	
Key Value	EXTERIOR WALLS KEYNOTE TEXT
WL-01	PLASTER BRICKS AND FACE BRICK TYPES
WL-01A	C1. Brickwork: to plaster brickwork built with clay bricks, SABS 227, in stretcher bond in 5:1 cement mortar. Brick lintels in 3:1 cement mortar. Mortar joints shall be 10mm in thickness. Vertical bricks scale 85 mm. C2. Face Brick Type 1: Class: FBX Manufacturer: Corobrik (or equal approved) Colour & Type: Maize Travertine FBX clay face brick, size 222 x 106 x 73mm, manufactured in accordance with 227:2007, bedded and jointed in Class II mortar and pointed with recessed vertical and recessed horizontal joints, suitable for exposure zones 1-3. (Colour to be confirmed with samples to match existing buildings to be renovated)
WL-01B	Face Brick Type 2 Class: FBX Manufacturer: Corobrik (or equal approved) Colour & Type: Maize Travertine FBX clay face brick, size 222 x 106 x 73mm(SOLID TO BE USED FOR ALL WINDOW SILLS), manufactured in accordance with 227:2007, bedded and jointed in Class II mortar and pointed with recessed vertical and recessed horizontal joints, suitable for exposure zones 1-3.
WL-01C	Natural Cultured Stone Natural Stone form Local Quarryr to Architect and client's choice
WL-01D	Timber Cladding Evalast or Similar approved product (Vertical upstand timber members fixed on steel angle irons on steel canopy frame
INTERIOR WALLS KEYNOTE TEXT	
WL-02	INTERNAL WALLS:ALKYD (ENAMEL) PAINT-FULL HEIGHT- Matt (egg shell) finish alkyd (enamel) paint applied on plastered surfaces primed with 1 no. coat undercoat, in accordance to manufacturer's instructions.
WL-03	EMULSION PAINT ON SKIMMED BRICK WALL- Admin Offices/Block; Admin Passage &Waiting Area- 2 no. coats of PVA finish emulsion paint applied on gypsum skimmed plastered brick wall primed with 1 no. undercoat in accordance with manufacturer's instructions. All to be manufactured and installed in strict compliance to the latest SABS approved standards.
WL-04	CERAMIC WALL TILES -200mm x250mm high "Samca Tiles" colour 'White' OR EQUAL AND APPROVED, glazed ceramic tiles, laid on 15 mm thick plaster prepared to receive wall tiles fixed with approved adhesives and grout in compliance to manufacturer's specifications and government standard specifications.

ROOF KEYNOTE LEGEND	
Key Value	EXTERIOR ROOF KEYNOTE TEXT
RF-01	0,8mm Colomate finished Galvanised metal IBR Profile roof sheeting@ 17 degrees laid to manufacturer's spec.on 50 x 76mm purlins at 750mm c/c on Pre-fabricated timber trusses to eng's detail and specification
RF-02	ROOF INSULATION UNDER ROOF SHEETING (HEAVY DUTY SISALATION REFLECTIVE FOIL 25MM THICK MEMBRANE) AND ABOVE CEILING BOARDS MINIMUM 130MM THICK AEROLITE INSULATION (ALL IN COMPLIANCE WITH CATEGORY OF OCCUPANCY A3 FOR CLIMATE ZONE 2 TEMPRATURE INTERIOR)
RF-03	10x225mm fascia board including galvanised steel H-profile jointing strips painted in 2 no. coats gloss enamel paint
RF-04	10x225mm Bardge board including galvanised steel H-profile jointing strips painted in 2 no. coats gloss enamel paint
RF-05	Anti-theft Steel ceiling mesh to be installed BY SPECIALIST. Supply and install security grid below roof sheeting, VEM 320J expanded metal mesh fixed to bottom of trusses with 40x0.5 hat channels @400centers with 12x29 tac screws. This will be dependent on each and every site after considering the load on the trusses upon assessment.

Key Value	SANITARY SCHEDULE	QUANTITY	LOCATION
SNT-01	VAAL PEARL PARAPLEGIC WC SUITE (or equal and approved): Flow rates must meet minimum water saving requirements.	02	PARAPLEGIC WC SUITE
SNT-PRP	(WC)VAAL-750100 Vaal Sanitaryware - Afsan - Toilets - Pans - White , Low level 90" outlet wash-down pan. DPE B2 seat recommended. 460mm x 360mm x 390mm or equally approved	06	MALE TOILET FEMALE TOILET
SNT-02	Franke STRX616 Foam Soap Dispenser for wall mounting, stainless steel, surface satin finished (Or Equal Approved)	07	PARAPLEGIC WC SUITE MALE TOILET FEMALE TOILET
SNT-03	Franke STRX672 (or equal and approved), Toilet Roll Holder with spindle system for wall mounting, stainless steel, surface satin finished	08	PARAPLEGIC WC SUITE MALE TOILET FEMALE TOILET
SNT-04	Vaal 'Cameo' Wall Mounted-Basin, Code 702803 (or equal and approved) : fixing to be done to specification and manufacturer's recommendation.	05	MALE TOILET FEMALE TOILET
SNT-05	Franke STRX600 (or equal and approved), paper towel dispenser for wall mounting, stainless steel, surface satin finished	06	PARAPLEGIC WC SUITE MALE TOILET FEMALE TOILET
SNT-06	COBRA Chrome plated "Swan Neck" Swivel Outlet (elbow action)	02	PARAPLEGIC WC SUITES
SNT-07	STAINLESS STEEL CURVED BACK URINAL : 1220x305 to suite the wall length complete with concealed sparge pipe with (3 or 4) flushpipe couplings and one 70 mm diameter outlet with grafting.	02	MALE TOILET
SNT-08	450x5006mm "GG" QUALITY POLISHED GLASS MIRROR: wall position with round nose chromium plated mirror screws. 1 mirror per basin, 4 screws per mirror.	07	PARAPLEGIC WC SUITE MALE TOILET FEMALE TOILET
SNT-09	Floor mounted, stainless steel, Waste Receptacle to supplier spec	06	PARAPLEGIC WC SUITE MALE TOILET FEMALE TOILET
SNT-10	Paraplegic CNTXPARGrab Rail (SET) FOR Wc, & Basin with manufactured from Grade 304 Stainless Steel, satin finish to prevent slipping, with diameter 31,8mm. Certified product. Includes screws and dowels.CNTXPAR 300 x 96 x 300 2510012 (OR EQUAL APPROVED)	02	PARAPLEGIC WC SUITE
SNT-11	Cistem & Flush Valve Back Rail CNTXBRGrab rail with manufactured from Grade 304 Stainless Steel, satin finish to prevent slipping, with diameter 32mm. Certified product. Includes screws and dowels.CNTXBR 750 x 260 2510014	02	MALE TOILET FEMALE TOILET
SNT-12	Frankie Serenus Basin Mixer Material: BrassSurface Finish: ChromeSpout Type: Fixed SpoutProduct Code: 2150015 (equally approved)	05	MALE TOILET FEMALE TOILET
SNT-13	Vaal 'Vanity mounted bowel basins (or equal and approved) : fixing to be done to specification and manufacturer's recommendation.	02	
SNT-14	STAINLESS STEEL DOUBLE BOWL OUTSIDE SINK	01	
SNT-15			

NOTES

LOCATION PLAN



CLIENT
SOUTH AFRICAN NATIONAL BIODIVERSITY INSTITUTE



R01	2022-09-12	change of traditional hut specifications
R02	2022-09-20	INTRODUCE VESI WASH STAINLESS STEEL SINK IN KITCHEN
R02	2022-09-20	CHANGE ROOF SLAB TO IBR CHROMADEK OIVE SCULLERY AREA ON ROOF PLAN & SECTIONS
R01	2022-09-12	ISSUED FOR REVIEW.
REV NO.	DATE	DESCRIPTION

REVISIONS

PROJECT CONSULTANT
PROJECTNEERS CONSULTING ENGINEERS & PROJECT MANAGERS

PROJECTNEERS

PROJECTNEERS CONSULTING ENGINEERS
& PROJECT MANAGERS

BUILDING 2, 1ST FLOOR, THORNHILL OFFICE PARK
94 BEKKER ROAD, MIDRAND, 1685
+27 11 043 1307

technical@projectneers.com
www.projectneers.com

DRAWING CHECKS			
DESIGNED BY	DATE	CHECKED BY	DATE
N.K.MPOFU	8.TSHUMA	S. ZUNGU	J. DAVIDSON

APPROVAL CONSULTANT	
N.K. MPOFU	
DATE	APP. NO.
2018-12-21	24750099
THE MASTER FILED AT THE PROJECTNEERS CONSULTING ENGINEERS OFFICE BEARING THE ORIGINAL SIGNATURE OF APPROVAL.	

PROJECT NAME
ASSESSMENT, DESIGN & PROJECT MANAGEMENT OF REQUIRED NEW BUILDINGS & REPAIRS, RENOVATIONS & UPGRADES TO VARIOUS INFRASTRUCTURE ASSETS IN THE THOHOYANDOU BOTANICAL GARDEN, THOHOYANDOU & NATIONAL ZOOLOGICAL GARDEN CAMPUSES BASED IN PRETORIA & MOKOPANE

SITE
THOHOYANDOU BOTANICAL GARDENS

SHEET TITLE

FINISHES SCHEDULES

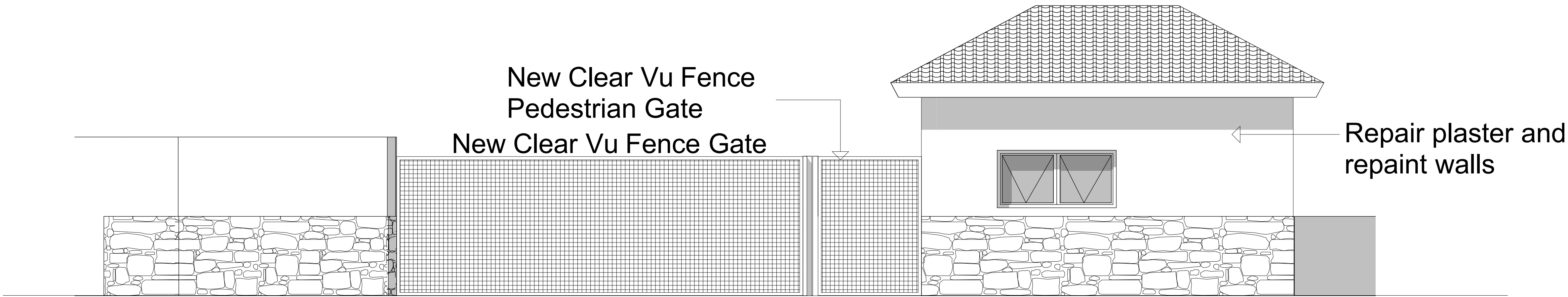
DISCIPLINE
ARCHITECTURAL

CONTRACT NUMBER
G306/2018

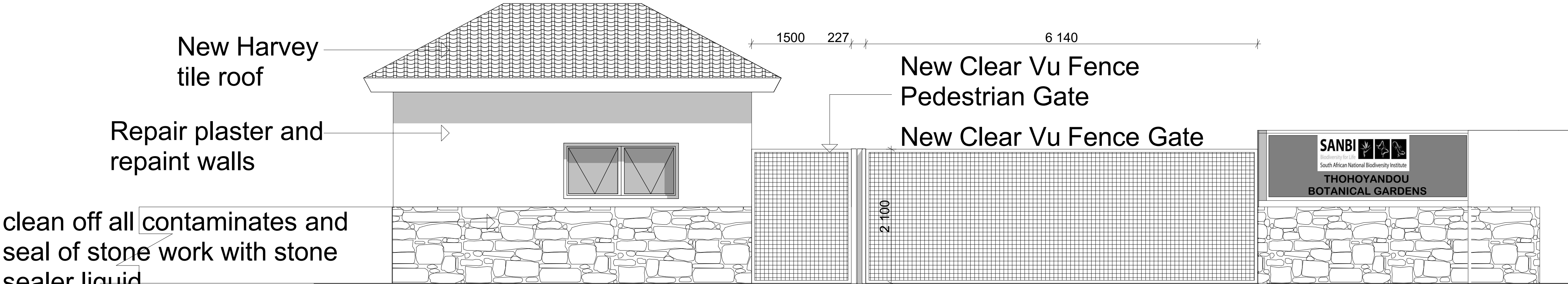
FILE NUMBER
ZA2018_2008

DRAWING NUMBER
P.J.N_ZA_2022_2002_SANBI_TBG_ARC_2007

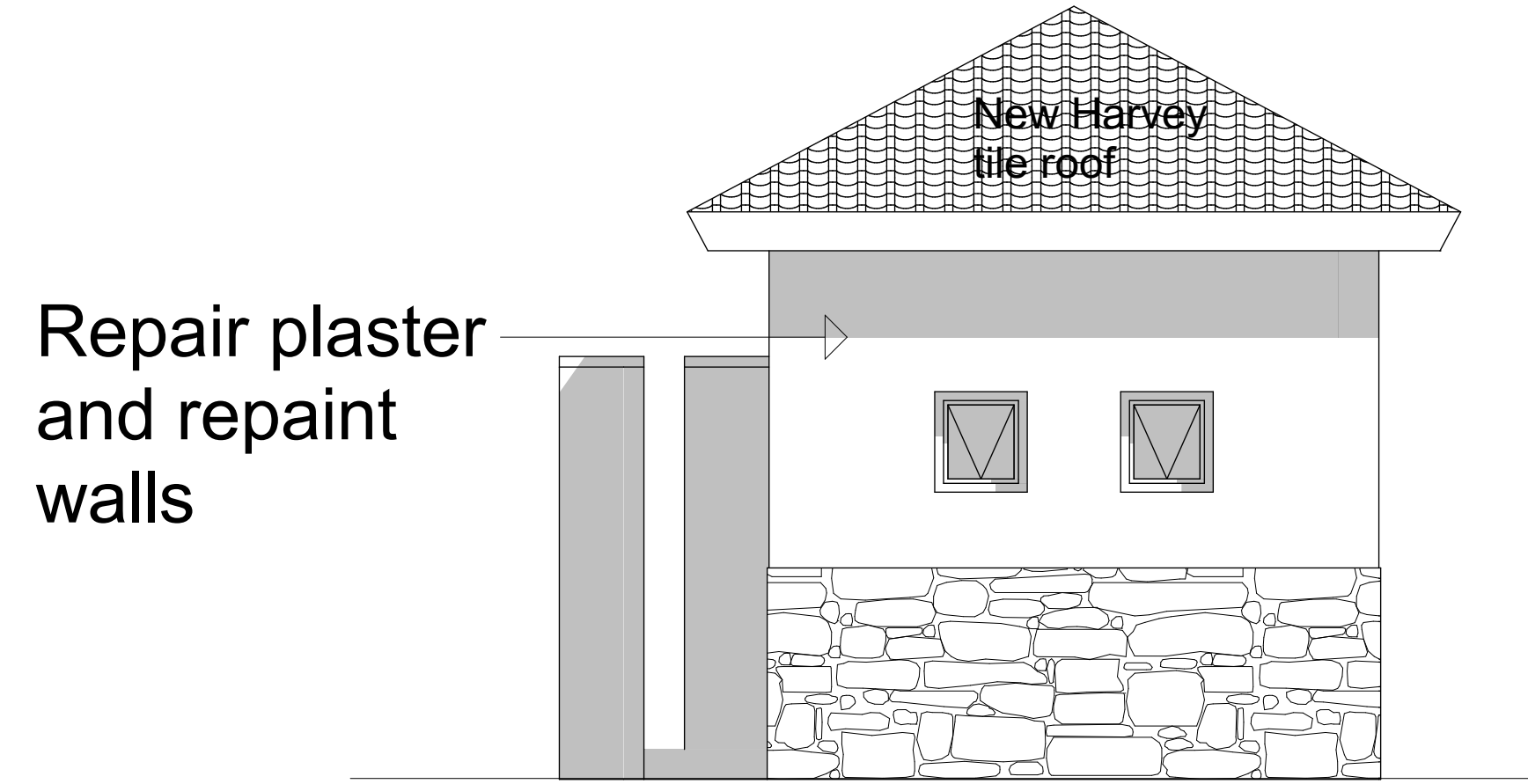
ISSUED FOR ESTIMATES



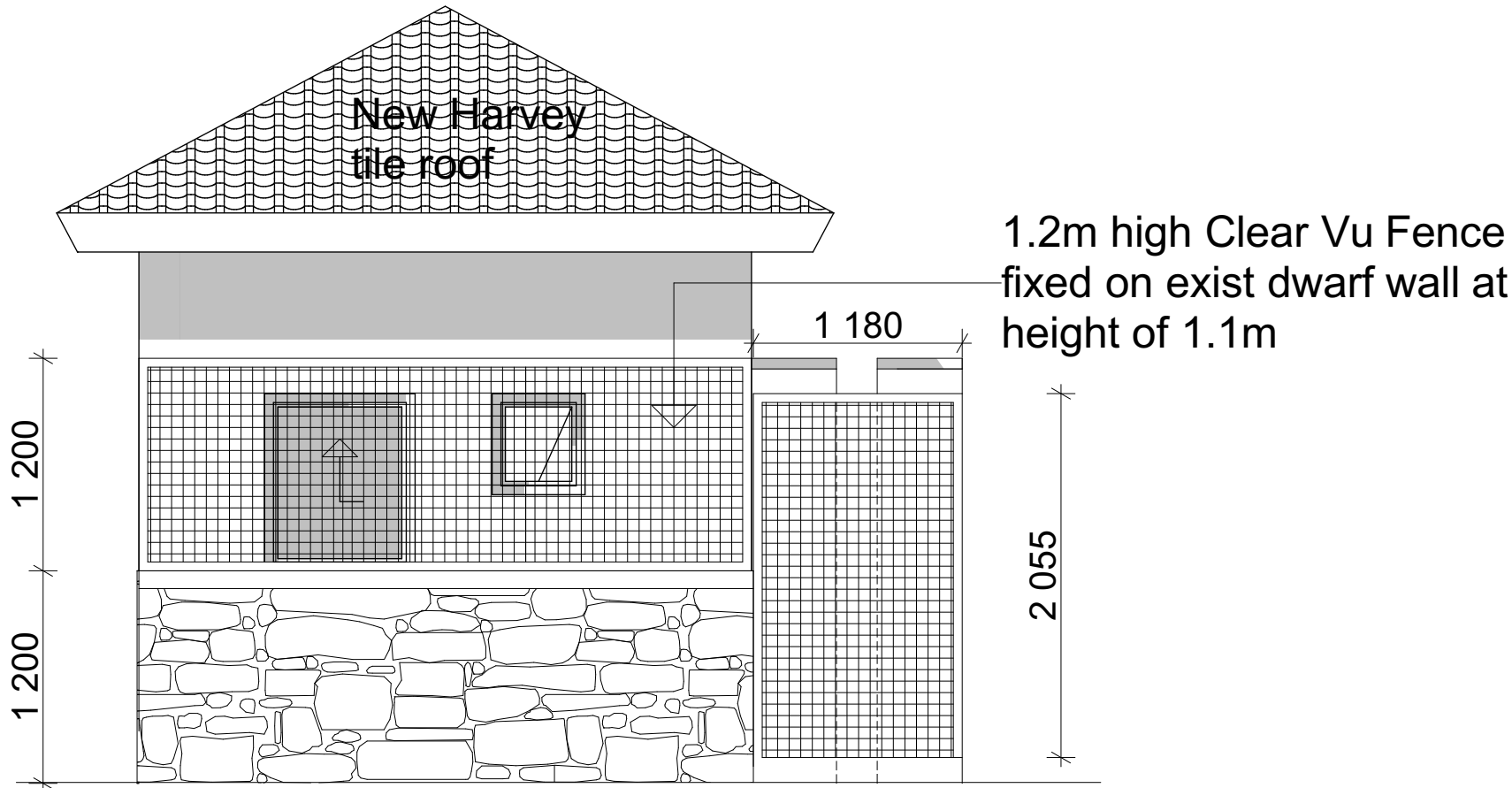
NORTH ELEVATION



SOUTH ELEVATION



WEST ELEVATION



EAST ELEVATION

ISSUED FOR
TENDER

NOTES

CLIENT

SOUTH AFRICAN NATIONAL BIODIVERSITY INSTITUTE

SANBI

Biodiversity for Life

THOHOYANDOU

BOTANICAL GARDENS

REV NO.	DATE	DESCRIPTION
R00	2018-12-21	ISSUED FOR REVIEW.

REVISIONS

PROJECT CONSULTANT

PROJECTNEERS CONSULTING ENGINEERS & PROJECT MANAGERS

PROJECTNEERS

PROJECTNEERS CONSULTING ENGINEERS
& PROJECT MANAGERS

BUILDING 2, 1ST FLOOR, THORNHILL OFFICE PARK
94 BEKKER ROAD, MIDRAND, 1685
+27 11 043 1307

technical@projectneers.com
www.projectneers.com

DRAWING CHECKS

N.K.MPOFU

B.TSHUMA

S.ZUNGU

J.DAVIDSON

APPROVAL CONSULTANT

N.K.MPOFU

2018-12-21

24750099

THE MAIN DRAWING OF THE PROJECT MUST BE APPROVED BY THE PROJECT MANAGER AND THE PROJECT MANAGER MUST BE APPROVED BY THE PROJECT MANAGER.

PROJECT NAME

ASSESSMENT, DESIGN & PROJECT MANAGEMENT OF REQUIRED NEW BUILDINGS & REPAIRS, RENOVATIONS & UPGRADES TO VARIOUS INFRASTRUCTURE ASSETS IN THE THOHOYANDOU BOTANICAL GARDEN, THOHOYANDOU, & NATIONAL ZOOLOGICAL GARDEN CAMPUSES BASED IN PRETORIA & MOKOPANE

SITE

THOHOYANDOU BOTANICAL GARDENS

SHEET TITLE

RENOVATIONS ELEVATIONS

DISCIPLINE

ARCHITECTURAL

CONTRACT NUMBER

G306/2018

FILE NUMBER

ZA2018_2008

DRAWING NUMBER

PJN_ZA_2022_2002_SANBI_TBG_ARC_20010

AD

WINDOW SCHEDULES

TYPE	WINDOW DRAWING	QUANTITY	FRAME	WINDOWS	IRON MONGERY
W01		01	Powder Coated Kalahari red colour Aluminium frame	4mm obscure Double glazing Low E Glass	Purpose made window.
W02		01	Powder Coated Kalahari red colour Aluminium frame	4mm obscure Double glazing Low E Glass	Purpose made window.
W03		01	Powder Coated Kalahari red colour Aluminium frame	4mm Clear Double glazing Low E Glass	Purpose made window. Purpose made aluminium frame. Aluminium bead fixing.
		02	Powder Coated Kalahari red colour Aluminium frame	4mm Clear Double glazing Low E Glass	Purpose made window. Purpose made aluminium frame. Aluminium bead fixing.

NOTES

CLIENT
SOUTH AFRICAN NATIONAL BIODIVERSITY INSTITUTE



REV NO. DATE DESCRIPTION

REVISIONS

PROJECT CONSULTANT
PROJECTNEERS CONSULTING ENGINEERS & PROJECT MANAGERS

PROJECTNEERS
PROJECTNEERS CONSULTING ENGINEERS
& PROJECT MANAGERS

BUILDING 2, 1ST FLOOR, THORNHILL OFFICE PARK
94 BEKKER ROAD, MIDRAND, 1685
+27 11 043 1307

technical@projectneers.com
www.projectneers.com

DRAWING CHECKS

N.K.MPOFU B.TSHUMA S. ZUNGU J. DAVIDSON

APPROVAL CONSULTANT

N.K.MPOFU

2018-12-21 24750099

PROJECT NAME

ASSESSMENT, DESIGN & PROJECT MANAGEMENT OF REQUIRED NEW BUILDINGS & REPAIRS, RENOVATIONS & UPGRADES TO VARIOUS INFRASTRUCTURE ASSETS IN THE THOHOYANDOU BOTANICAL GARDEN, THOHOYANDOU, & NATIONAL ZOOLOGICAL GARDEN CAMPUSES BASED IN PRETORIA & MKOPANE

SITE

THOHOYANDOU BOTANICAL GARDENS

SHEET TITLE

EXIST PLAN DEMOLITIONS PLAN RENOVATIONS PLAN

DISCIPLINE WINDOW SCHEDULE DOOR SCHEDULE SECTION

ARCHITECTURAL

CONTRACT NUMBER

G306/2018

FILE NUMBER

ZA2018_2008

DRAWING NUMBER

PJN_ZA_2022_2002_SANBI_TBG_ARC_2009

**ISSUED FOR
TENDER**

KEY

- 01 -Remove 2.1m High Single Door Steel Door frame
- 02 -Remove solid door Leaf & replaced with new
- 03 -Remove Semi Solid Internal bathroom door Leaf & replace with new
- 04 -Remove 2.1m High Single Door Steel Door frame
- 05 -Demolish part screen wall as Dimensioned
- 06 -Strip Floor Screed and Replace with new
- 07 -Strip Floor Ceramic Tiles
- 08 -Strip off all Timber Windows & replace with new Aluminium windows
- 09 -Strip & Repair plaster cracks repaint & make good
- 10 -Remove all ceilings & replace with new
- 11 -Replace and burglar proofing
- 12 -Strip off toilet seat (wc) & replace with new
- 13 -Strip off Hand Wash Basin (whb) & replace with new
- 14 -Strip off toilet roll holder & replace with new
- 15 -Strip off soap dispenser & replace with new
- 16 -Strip wall mounted Mirror & replace with new
- 17 -Strip and Replace thatch roof 100%.
- 18 -Strip and Replace thatch pole roof structure and replace with new timber trusses to take new roof
- 20 -Strip off exist steel palisade security fence above screen wall and replace with new
- 21 -Strip off exist steel palisade gate and replace with new gate to specification
- 22 -Strip off exist steel palisade Single gate and replace with new gate to specification

Exist Plan
Scale 1:100

Demolition Plan
Scale 1:100

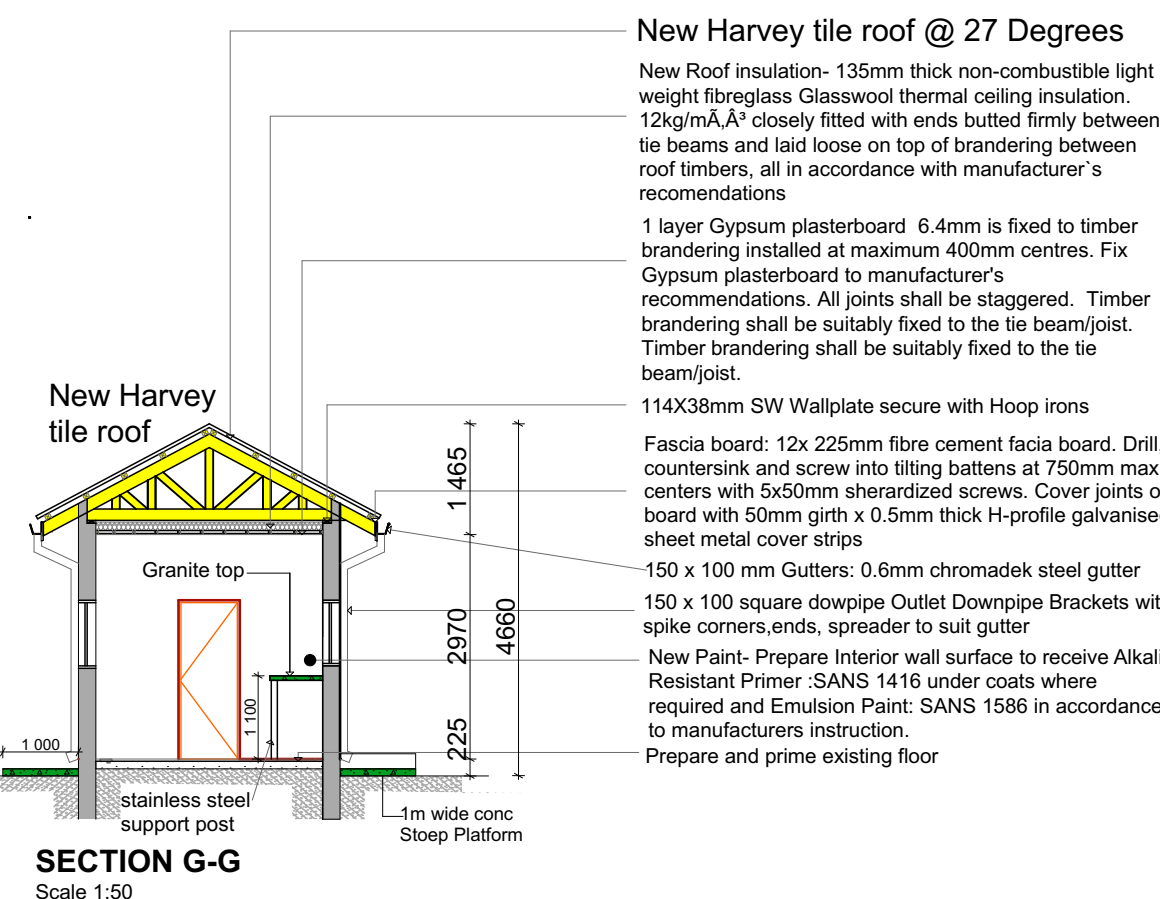
Exist Brick walls
Exist Screen walls To Be Demolished

Renovations Plan
Scale 1:100

Exist Brick walls
Exist Screen walls To Be Demolished

DOOR SCHEDULES

	DOOR DRAWING	TTL	FRAME	GLAZING/ FINISH	NOTES	IRON MONGERY
D01		1	Steel Frame	Solid Timber Doors external quality	Steel bed fixing. Union Chubb universal lockset	Iron mongery by specialist
D02		1	Steel Frame	Semi Solid Timber Doors internal quality	Steel bed fixing. Union Chubb universal lockset	Iron mongery by specialist



New Harvey tile roof @ 27 Degrees

New Roof insulation- 135mm thick non-combustible light weight fibreglass Glasswool thermal ceiling insulation. 12kg/m² closely fitted with ends butted firmly between tie beams and laid loose on top of bracing between roof timbers, all in accordance with manufacturer's recommendations

1 layer Gypsum plasterboard 6.4mm is fixed to timber bracing installed at maximum 400mm centres. Fix Gypsum plasterboard to manufacturer's recommendations. All joints shall be staggered. Timber bracing shall be suitably fixed to the tie beam/joint. Timber bracing shall be suitably fixed to the tie beam/joint.

114X38mm SW Wallplate secure with Hoop irons

Fascia board: 12x 225mm fibre cement fascia board. Drill, countersink and screw into tilting battens at 750mm max centers with 5x50mm sherardized screws. Cover joints of board with 50mm girth x 0.5mm thick H-profile galvanised sheet metal cover strips

150 x 100 mm Gutters: 0.6mm chromadek steel gutter 150 x 100 square downpipe Outlet Downpipe Brackets with spike corners, ends, spreader to suit gutter

New Paint- Prepare Interior wall surface to receive Alkali Resistant Primer .SANS 1416 under coats where required and Emulsion Paint: SANS 1586 in accordance to manufacturers instruction. Prepare and prime existing floor

New Harvey tile roof @ 27 Degrees

New Roof insulation- 135mm thick non-combustible light weight fibreglass Glasswool thermal ceiling insulation. 12kg/m³, closely fitted with ends butted firmly between tie beams and laid loose on top of brandering between roof timbers, all in accordance with manufacturer's recommendations

1 layer Gypsum plasterboard 6.4mm is fixed to timber brandering installed at maximum 400mm centres. Fix Gypsum plasterboard to manufacturer's recommendations. All joints shall be staggered. Timber brandering shall be suitably fixed to the tie beam/joist. Timber brandering shall be suitably fixed to the tie beam/joist.

114X38mm SW Wallplate secure with Hoop irons

Fascia board: 12x 225mm fibre cement fascia board. Drill, countersink and screw into tilting battens at 750mm max centers with 5x50mm sherardized screws. Cover joints of board with 50mm girth x 0.5mm thick H-profile galvanised sheet metal cover strips

150 x 100 mm Gutters: 0.6mm chromadek steel gutter

150 x 100 square downpipe Outlet Downpipe Brackets with spike corners, ends, spreader to suit gutter

New Paint- Prepare Interior wall surface to receive Alkali Resistant Primer :SANS 1416 under coats where required and Emulsion Paint: SANS 1586 in accordance to manufacturers instruction.

Prepare and prime existing floor

**ISSUED FOR
TENDER**

NOTES

CLIENT
SOUTH AFRICAN NATIONAL BIODIVERSITY INSTITUTE

SANBI 
Biodiversity for Life
South African National Biodiversity Institute

R00	2018-12-21	ISSUED FOR REVIEW.
REV NO.	DATE	DESCRIPTION

REVISIONS

PROJECT CONSULTANT
PROJECTNEERS CONSULTING ENGINEERS & PROJECT MANAGERS

PROJECTNEERS

PROJECTNEERS CONSULTING ENGINEERS
& PROJECT MANAGERS

BUILDING 2, 1ST FLOOR, THORNHILL OFFICE PARK
94 BEKKER ROAD, MIDRAND, 1685
+27 11 043 1307

technical@projectneers.com
www.projectneers.com

DRAWING CHECKS

DESIGNED BY	DRAWN CHECKED BY	DRAWN BY	DRAWING CHECKED BY
N.K.MPOFU	B.TSHUMA	S. ZUNGU	J. DAVIDSON

APPROVAL CONSULTANT

N.K. MPOFU

DATE	REF NO	THE MASTER HELD AT THE PROJECT ENGINEERS CONSULTING MORONG OFFICE BEARS THE ORIGINAL SIGNATURE OF APPROVAL
2018-12-21	24750099	

PROJECT NAME

ASSESSMENT, DESIGN & PROJECT MANAGEMENT OF REQUIRED NEW BUILDINGS & REPAIRS, RENOVATIONS & UPGRADES TO VARIOUS INFRASTRUCTURE ASSETS IN THE THOHAYANDOU BOTANICAL GARDEN, THOHAYANDOU, & NATIONAL ZOOLOGICAL GARDEN CAMPUSES BASED IN PRETORIA / MOKOPANE

SITE
THOHOYANDOU BOTANICAL GARDENS

SHEET TITLE

SECTION A-A

DISCIPLINE
ARCHITECTURAL

CONTRACT NUMBER
G306/2018

FILE NUMBER
ZA2018 2008

DRAWING NUMBER

PJN ZA 2022 2002 SANBI TBG ARC 20011



PROJECT NAME: SRH09.20.2022 - UPGRADE AND RENO OF THOHYANDOU BOTANICAL GARDEN,

PROFESSIONAL:

CONSULTANT: Shaun Harvey

REVISION: v 1

REPORT DATE: 20/09/2022

dormakaba 

Project Information

All aspects of this Door Hardware Schedule should be checked and confirmed with all the current documentation available for this project by the hardware distributor prior to the ordering of any hardware.

- For pricing of this door hardware schedule, please contact your regular architectural hardware distributor or contact **dormakaba** for a list of distributors in your area. Alternatively, product and pricing assistance can be obtained via info.za@dormakaba.com
- Door and frame details (including sizes) shown in this door hardware schedule are indicative only and only used as a guide to hardware requirements. All door and frame details should be confirmed from the Architect's most recent documentation.
- If **dormakaba** Automatic doors have been noted in this specification, the full specification, pricing and installation details should be confirmed and priced by **dormakaba**. Please contact your preferred dormakaba consultant for further information.
- All non **dormakaba** hardware specified in this door hardware schedule must be checked with the relevant manufacturer for suitability and availability by the hardware distributor prior to ordering of the hardware.
- The hardware distributor will need to confirm all handing of all products from the latest floor plans prior to the ordering of any hardware. This includes, but is not limited to, all handed locks, furniture, offset pivots, lift-off hinges, etc.
- Where the **dormakaba** ED Series are specified, the provision / installation of fire stopping products or material to penetrations is not allowed for under the **dormakaba** scope of works. This to be carried out by others.
- Panic Bars (where specified) will need to have final sizes confirmed with actual door widths and heights by the hardware distributor prior to ordering.
- Where surface mounted door closers have been scheduled, they should generally be installed to the less visible side of the door. The door closers scheduled require minimum nib room of 60mm when mounted to the pull side of the door.
- Where surface mounted door closers have been scheduled to aluminium or timber glazed doors, a larger top rail (nominal 110mm) should be specified to allow for secure mounting of the door closer. The hardware distributor is to confirm with the door supplier the need for a drop or trim plate.
- Where kickplates have been specified, the builder should organize and allow for the cost of providing final kickplate measurements to the hardware distributor prior to ordering.
- Where door seals have been specified, the hardware distributor will need to confirm the seal sizes and types are compatible with the actual door type, door widths and heights prior to ordering.
- Where seals have been specified to match acoustic requirements, the acoustic consultant is to confirm these seals are suitable to achieve the acoustic ratings required. The door hardware specified may need to be altered if different seals are used.
- Where seals have been specified to smoke doors, the fire / smoke door contractor is to confirm these seals are suitable to comply with the SABS requirements for this project. The door hardware specified may need to be altered if different seals are used.




Project Information

- Where access control and security products have been scheduled, they are only indicatively specified in this door hardware schedule. For full details and specifications refer to the separate Access Control Quotation. The electronic products included in this door hardware schedule should be checked and coordinated with the information shown on the separate Access Control Quotation to ensure adequate power and cabling has been allowed for. The builder is to confirm that the electronic products included in this door hardware schedule are to be part of the hardware distributor's package.
- Refer to individual doors, hardware sets and products for notes that will need to be addressed.

Abbreviations used, finishes and descriptions

CYL	Cylinder
MK	Master Keyed
GMK	Grand Master Keyed
KA	Keyed Alike
KD	Keyed to Differ
BT	Bolt Through
BTB	Back to Back
LH	Left Hand
RH	Right Hand
N/S	Narrow Stile
H/O	Hold Open
D/A	Delayed Action
DD	Double Door
SLD	Sliding Door
EAC	Electronic Access Control
PSS	Polished Stainless Steel
SSS	Satin Stainless Steel
SS	Stainless Steel
GAL	Galvanized
ZP	Zinc Plated
PB	Polished Brass
SB	Satin Brass
PCP	Polished and Chrome Plated
SCP	Satin Chrome Plated
PNP	Polished Nickel Plated
SNP	Satin Nickel Plated
PC	Powder Coated
EP	Electro-plating
PVD	Physical Vapor Disposition

Colouring Legend

	Door / Product has been added to this revision.
	Door / Product has changed since the last revision.
	Door / Product has been removed from this revision.

Control List

PROJECT NAME: SRH09.20.2022 - UPGRADE AND RENO OF THOHOYANDOU BOTANICAL GARDEN,

REPORT DATE: 20/09/2022

PROFESSIONAL:

REVISION DATE: 20/09/2022

CONSULTANT: Shaun Harvey

REVISION: v 1

Door Number	Hardware Set	Door Type	Location	Area	Handing	Door Material	Height	Width
D06	03	D06	Kitchen/Store	Information Centre	SA	Timber		
D07	04	D07	Paraplegic	Information Centre	SA	Timber		
D06	05A	D06	Female Ablu	Information Centre	SA	Timber		
D08	07	D08	WC	Information Centre	SA	Timber		
D08	07	D08	WC	Information Centre	SA	Timber		
D06	05	D06	Male Ablution	Information Centre	SA	Timber		
D08	07	D08	WC	Information Centre	SA	Timber		
D08	07	D08	WC	Information Centre	SA	Timber		
D01	01	D01	Information	Information Centre	DD	Alu		
D09	10	D09	Office	Information Centre	SA	Timber		
D10	13	D10	Strong	Information Centre	SA	Timber		
D09	11	D09	Pay 2	Information Centre	SA	Timber		
D09	11	D09	Pay 1	Information Centre	SA	Timber		
D09	11	D09	Office	Information Centre	SA	Timber		
D03	08	D03	Entry 02	Information Centre	DD	Alu		
D06	02	D06	Kitchen	Information Centre	SA	Timber		
D05	12	D05	Scullery -Kitch Yard	Information Centre	SA	Timber		
D08	07A	D08	Male WC	Information Centre	SA	Timber		
D08	07B	D08	Female WC	Information Centre	SA	Timber		
D07	06	D07	Unisex Ablution	Information Centre	SA	Timber		
D07	04A	D07	Paraplegic	Information Centre	SA	Timber		
D08	07A	D08	Male WC	Information Centre	SA	Timber		
D08	07B	D08	Female WC	Information Centre	SA	Timber		
D02	08	D02	Coffee Bar	Information Centre	DD	Alu		
D04	14	D04	Coffee Bar - Deck	Information Centre	SDG	Alu		
D04	14	D04	Coffee Bar - Deck	Information Centre	SDG	Alu		
D01	07	D01	WC	Gaurd House	SA	Alu		
D01	12	D01	Guard Room	Gaurd House	SA	Alu		

HARDWARE PER SET



PROJECT NAME: SRH09.20.2022 - UPGRADE AND RENO OF THOHOYANDOU BOTANICAL GARDEN,

REPORT DATE: 20/09/2022

PROFESSIONAL:

REVISION DATE: 20/09/2022

CONSULTANT: Shaun Harvey

REVISION: v 1

HARDWARE FOR SET:		01		
Hardware Set Quantity :		1		
Notes		Aluminium fabricator to utilise R4 - 85mm upright styles, to suit lockcase depth. Doorstop Positioning Dependant On Finished Floor Level. Colour Of Flush Bolts To Match Door/Frame Finish.		
Doors (1)		D01		
Product Code	Description	Finish	Qty	Units
BTS75 SAA-NHO	dormakaba BTS75 Adjustable size EN 1-4 NON HOLD OPEN, Certified to EN1154, with SINGLE ACTION accessories, for 120kg door leaf weight, Adjustable closing and latching speeds, Backcheck. [NOT FIRE RATED] [FOR ALUMINIUM DOORS] [NO COVER CAPS] Components - [Mech/Spindle/7510SS/7456/1/7411K/56E] NOTE: Dust Proof socket fitted to prevent dirt collection. To be maintained regularly. NOTE: Angle Bracket (Slide Channel) to be used for push side fixing. Please note fixing instructions supplied with the product	Stainless Steel (Cover)	2	Set
2300	dormakaba Sealing Compound to be applied to floor spring cement box.		2	Each
DPH215 BTB	dormakaba 382x32mm D Shaped Offset Tubular Pull Handle BTB (BTB Fixing Sets included)	Stainless Steel	2	Pair
D037D SS	dormakaba Cylinder Deadlock. Case dimensions (mm) 116.5H x 78D. Forend dimensions (mm) 168H x 22W. Backset 57mm.	Stainless Steel	1	Each
DDC206301 MK	dormakaba 63mm - 31.5+31.5mm Europrofile Nickel Plated E-SP 5 Pin Double Cylinder - Master Keyed	Satin Nickel	1	Each
DCE-002 S.S	dormakaba Round Cylinder escutcheon	Stainless Steel	1	Pair
M1519AS	Alufab M1519AS 150mm Anodised Alum Flush Bolts.		2	Each
DPS-SS-032	dormakaba Dust Proof Strike NOTE: Dust Proof socket fitted to prevent dirt collection. To be maintained regularly.	Stainless Steel	1	Each

HARDWARE PER SET

PROJECT NAME: SRH09.20.2022 - UPGRADE AND RENO OF THOHAYANDOU BOTANICAL GARDEN,

REPORT DATE: 20/09/2022

PROFESSIONAL:

REVISION DATE: 20/09/2022

CONSULTANT: Shaun Harvey

REVISION: v 1

Product Code	Description	Finish	Qty	Units
DDS-SS-017	dormakaba Floor Mounted Door Stop	Stainless Steel	2	Each

HARDWARE FOR SET:	02
Hardware Set Quantity :	1
Notes	Pull Handles Mounted A Min Of 70mm From Door Leading Edge.
Doors (1)	D06

Product Code	Description	Finish	Qty	Units
HBSFM	Other Hinges by steel frame manufacturer.		1	Each
TS91B HO - SL	dormakaba MECHANICAL HOLD OPEN Cam action slide channel door closer. Max door width 950mm. Closing Force EN 3. Hydraulic speed control. Pull-side door leaf fixing (Standard), Push-side transom fixing. Door closer compliant with EN 1154. Door closer is CERTI FIRE approved (Certificate No. CF 119) for door types ITT 120, MM/IMM 240. Certified manufacturer to ISO 9001. NOTE: Door closer to be installed on pull side	Silver	1	Each
DPH210 BTB	dormakaba 300x30mm Straight Tubular Pull Handle BTB (BTB Fixing Sets included)	Stainless Steel	1	Pair
D037D SS	dormakaba Cylinder Deadlock. Case dimensions (mm) 116.5H x 78D. Forend dimensions (mm) 168H x 22W. Backset 57mm.	Stainless Steel	1	Each
DKC206301 MK	dormakaba 63mm - 31.5+31.5mm Europrofile Nickel Plated E-SP 5 Pin Knob Cylinder - Master Keyed	Satin Nickel	1	Each
DSS-135 TC	dormakaba 150x150mm TEA CUP sign	Stainless Steel	1	Each
DCE-002 S.S	dormakaba Round Cylinder escutcheon	Stainless Steel	1	Pair
DDS-SS-017	dormakaba Floor Mounted Door Stop	Stainless Steel	1	Each

HARDWARE PER SET



PROJECT NAME: SRH09.20.2022 - UPGRADE AND RENO OF THOHOYANDOU BOTANICAL GARDEN,

REPORT DATE: 20/09/2022

PROFESSIONAL:

REVISION DATE: 20/09/2022

CONSULTANT: Shaun Harvey

REVISION: v 1

HARDWARE FOR SET:		03		
Hardware Set Quantity :		1		
Notes		Male/Female Screws To Be Used to Fix Lever Furniture To Door. Through Fix Through The Lockcase. Grub Screw On Underside Of Lever Furniture Tightened Into Groove Of Spindle. Spindle Orientation To Be Correct. Wood Screws (4) Top And Bottom Of Rose To Be Utilised As Additional Securing.		
Doors (1)		D06		
Product Code	Description	Finish	Qty	Units
HBSFM	Other Hinges by steel frame manufacturer.		1	Each
TH124 Cyl S.S	dormakaba Lever handle on rose with Cylinder escutcheons	Stainless Steel	1	Set
D036S SS	dormakaba Cylinder Sash Lock. Case dimensions (mm) 116.5H x 78D. Forend dimensions (mm) 168H x 22W. Backset 57mm. Centres 61mm.	Stainless Steel	1	Each
DKC206301 MK	dormakaba 63mm - 31.5+31.5mm Europrofile Nickel Plated E-SP 5 Pin Knob Cylinder - Master Keyed	Satin Nickel	1	Each
DSS-135 TC	dormakaba 150x150mm TEA CUP sign	Stainless Steel	1	Each
DDS-SS-017	dormakaba Floor Mounted Door Stop	Stainless Steel	1	Each

HARDWARE PER SET



PROJECT NAME: SRH09.20.2022 - UPGRADE AND RENO OF THOHOYANDOU BOTANICAL GARDEN,

REPORT DATE: 20/09/2022

PROFESSIONAL:

REVISION DATE: 20/09/2022

CONSULTANT: Shaun Harvey

REVISION: v 1

HARDWARE FOR SET:		04		
Hardware Set Quantity :		1		
Notes		Delayed Action Door Closer specified for Disabled Persons. Open delay function can be set accordingly. Pull Handles Mounted As Per Disabled SANS Regulations. Escutcheon Plates To Be Epoxy Glued		
Doors (1)		D07		
Product Code	Description	Finish	Qty	Units
HBSFM	Other Hinges by steel frame manufacturer.		1	Each
TS73V PA DC - PAB - SL	dormakaba EN 2-4 Parallel Arm DELAYED ACTION Door Closer. Push Side Fixing (Parallel Arm Bracket Included) EN2 750-850, EN3 850-950, EN4 950-1100 NOTE: Parallel Arm Bracket (Rack & Pinion) to be used for push-side fixing. Please note fixing instructions supplied with the product	Silver	1	Set
DPH301B	dormakaba 325x25mm Straight Tubular Pull Handle Flange Fixing	Stainless Steel	2	Each
DMWC-SS-008	dormakaba Bathroom Deadlock. Case dimensions (mm) 38H x 76D. Forend dimensions (mm) 78H x 22.5W. Backset 55mm.	Stainless Steel	1	Each
DWC-006	dormakaba Disabled WC indicator (Red & White) and turnknob for physically impaired	Stainless Steel	1	Set
DSS-133 P	dormakaba 150x150mm DISABLED PERSONS sign	Stainless Steel	1	Each
DKP-430-GF 150	dormakaba 150x(width of door)x1.2mm thick Grade 430 stainless steel kick plate. Stainless Steel Kick Plate to be Glue Fixed. (List price calculated on 813mm wide door) NOTE: Kickplates to be glued to doors no screw holes	430 Brushed Stainless Steel	2	Each

HARDWARE PER SET



PROJECT NAME: SRH09.20.2022 - UPGRADE AND RENO OF THOHOYANDOU BOTANICAL GARDEN,

REPORT DATE: 20/09/2022

PROFESSIONAL:

REVISION DATE: 20/09/2022

CONSULTANT: Shaun Harvey

REVISION: v 1

HARDWARE FOR SET:		04A		
Hardware Set Quantity :		1		
Notes		Delayed Action Door Closer specified for Disabled Persons. Open delay function can be set accordingly. Pull Handles Mounted As Per Disabled SANS Regulations. Escutcheon Plates To Be Epoxy Glued		
Doors (1)		D07		
Product Code	Description	Finish	Qty	Units
HBSFM	Other Hinges by steel frame manufacturer.		1	Each
TS73V DC- SL	dormakaba EN 2-4 Regular Arm DELAYED ACTION Door Closer. Pull Side Fixing EN2 750-850, EN3 850-950, EN4 950-1100 NOTE: Door closer to be installed on pull side	Silver	1	Each
DPH301B	dormakaba 325x25mm Straight Tubular Pull Handle Flange Fixing	Stainless Steel	2	Each
DMWC-SS-008	dormakaba Bathroom Deadlock. Case dimensions (mm) 38H x 76D. Forend dimensions (mm) 78H x 22.5W. Backset 55mm.	Stainless Steel	1	Each
DWC-006	dormakaba Disabled WC indicator (Red & White) and turnknob for physically impaired	Stainless Steel	1	Set
DSS-133 P	dormakaba 150x150mm DISABLED PERSONS sign	Stainless Steel	1	Each
DKP-430-GF 150	dormakaba 150x(width of door)x1.2mm thick Grade 430 stainless steel kick plate. Stainless Steel Kick Plate to be Glue Fixed. (List price calculated on 813mm wide door) NOTE: Kickplates to be glued to doors no screw holes	430 Brushed Stainless Steel	2	Each

HARDWARE PER SET



PROJECT NAME: SRH09.20.2022 - UPGRADE AND RENO OF THOHOYANDOU BOTANICAL GARDEN,

REPORT DATE: 20/09/2022

PROFESSIONAL:

REVISION DATE: 20/09/2022

CONSULTANT: Shaun Harvey

REVISION: v 1

HARDWARE FOR SET:		05		
Hardware Set Quantity :		1		
Notes		Pull Handles Mounted A Min Of 70mm From Door Leading Edge.		
Doors (1)		D06		
Product Code	Description	Finish	Qty	Units
HBSFM	Other Hinges by steel frame manufacturer.		1	Each
TS91B - SL	dormakaba NON HOLD OPEN Cam action slide channel door closer. Max door width 950mm. Closing Force EN 3. Hydraulic speed control. Pull-side door leaf fixing (Standard), Push-side transom fixing. Door closer compliant with EN 1154. Door closer is CERTI FIRE approved (Certificate No. CF 119) for door types ITT 120, MM/IMM 240. Certified manufacturer to ISO 9001. NOTE: Door closer to be installed on pull side	Silver	1	Each
DPH210 BTB	dormakaba 300x30mm Straight Tubular Pull Handle BTB (BTB Fixing Sets included)	Stainless Steel	1	Pair
DSS-130 M	dormakaba 150x150mm MALE sign	Stainless Steel	1	Each
DDS-SS-017	dormakaba Floor Mounted Door Stop	Stainless Steel	1	Each

HARDWARE PER SET



PROJECT NAME: SRH09.20.2022 - UPGRADE AND RENO OF THOHAYANDOU BOTANICAL GARDEN,

REPORT DATE: 20/09/2022

PROFESSIONAL:

REVISION DATE: 20/09/2022

CONSULTANT: Shaun Harvey

REVISION: v 1

HARDWARE FOR SET:		05A		
Hardware Set Quantity :		1		
Notes		Pull Handles Mounted A Min Of 70mm From Door Leading Edge.		
Doors (1)		D06		
Product Code	Description	Finish	Qty	Units
HBSFM	Other Hinges by steel frame manufacturer.		1	Each
TS91B - SL	dormakaba NON HOLD OPEN Cam action slide channel door closer. Max door width 950mm. Closing Force EN 3. Hydraulic speed control. Pull-side door leaf fixing (Standard), Push-side transom fixing. Door closer compliant with EN 1154. Door closer is CERTI FIRE approved (Certificate No. CF 119) for door types ITT 120, MM/IMM 240. Certified manufacturer to ISO 9001. NOTE: Door closer to be installed on pull side	Silver	1	Each
DPH210 BTB	dormakaba 300x30mm Straight Tubular Pull Handle BTB (BTB Fixing Sets included)	Stainless Steel	1	Pair
DSS-131 F	dormakaba 150x150mm FEMALE sign	Stainless Steel	1	Each
DDS-SS-017	dormakaba Floor Mounted Door Stop	Stainless Steel	1	Each

HARDWARE PER SET



PROJECT NAME: SRH09.20.2022 - UPGRADE AND RENO OF THOHOYANDOU BOTANICAL GARDEN,

REPORT DATE: 20/09/2022

PROFESSIONAL:

REVISION DATE: 20/09/2022

CONSULTANT: Shaun Harvey

REVISION: v 1

HARDWARE FOR SET:		06		
Hardware Set Quantity :		1		
Notes		Pull Handles Mounted A Min Of 70mm From Door Leading Edge.		
Doors (1)		D07		
Product Code	Description	Finish	Qty	Units
HBSFM	Other Hinges by steel frame manufacturer.		1	Each
TS73V DC- SL	dormakaba EN 2-4 Regular Arm DELAYED ACTION Door Closer. Pull Side Fixing EN2 750-850, EN3 850-950, EN4 950-1100 NOTE: Door closer to be installed on pull side	Silver	1	Each
DPH210 BTB	dormakaba 300x30mm Straight Tubular Pull Handle BTB (BTB Fixing Sets included)	Stainless Steel	1	Pair
DDS-SS-017	dormakaba Floor Mounted Door Stop	Stainless Steel	1	Each
DSS-132 MF	dormakaba 150x150mm MALE/FEMALE sign	Stainless Steel	1	Each

HARDWARE PER SET



PROJECT NAME: SRH09.20.2022 - UPGRADE AND RENO OF THOHOYANDOU BOTANICAL GARDEN,

REPORT DATE: 20/09/2022

PROFESSIONAL:

REVISION DATE: 20/09/2022

CONSULTANT: Shaun Harvey

REVISION: v 1

HARDWARE FOR SET:		07		
Hardware Set Quantity :		1		
Notes				
Doors (5)		D08, D08, D08, D08, D01		
Product Code	Description	Finish	Qty	Units
HBSFM	Other Hinges by steel frame manufacturer.		1	Each
DPP-430-BL-SF 75X170	dormakaba 75x170x1.2mm thick Grade 430 stainless steel plate. Stainless Steel Plate to have 4 countersunk holes for screw fixing.	430 Brushed Stainless Steel	1	Each
DPH301C BT	dormakaba 149x19mm Straight Tubular Pull Handle BT	Stainless Steel	1	Each
D032D SS	dormakaba Bathroom Deadlock. Case dimensions (mm) 102H x 78D. Forend dimensions (mm) 155H x 22W. Backset 57mm.	Stainless Steel	1	Each
DWC-005	dormakaba Bathroom WC indicator (Red and White) and turnknob	Stainless Steel	1	Set
DHC-SS-031B	dormakaba Hat and Coat Hook with rubber buffer NOTE: Buffer positioned to prevent handle hitting wall. Mounted accordingly	Stainless Steel	1	Each

HARDWARE PER SET

PROJECT NAME: SRH09.20.2022 - UPGRADE AND RENO OF THOHOYANDOU BOTANICAL GARDEN,

REPORT DATE: 20/09/2022

PROFESSIONAL:

REVISION DATE: 20/09/2022

CONSULTANT: Shaun Harvey

REVISION: v 1

HARDWARE FOR SET:		07A		
Hardware Set Quantity :		1		
Notes				
Doors (2)		D08, D08		
Product Code	Description	Finish	Qty	Units
HBSFM	Other Hinges by steel frame manufacturer.		1	Each
DPH301C BT	dormakaba 149x19mm Straight Tubular Pull Handle BT	Stainless Steel	1	Each
DPP-430-BL-SF 75X170	dormakaba 75x170x1.2mm thick Grade 430 stainless steel plate. Stainless Steel Plate to have 4 countersunk holes for screw fixing.	430 Brushed Stainless Steel	1	Each
D032D SS	dormakaba Bathroom Deadlock. Case dimensions (mm) 102H x 78D. Forend dimensions (mm) 155H x 22W. Backset 57mm.	Stainless Steel	1	Each
DWC-005	dormakaba Bathroom WC indicator (Red and White) and turnknob	Stainless Steel	1	Set
DHC-SS-031B	dormakaba Hat and Coat Hook with rubber buffer NOTE: Buffer positioned to prevent handle hitting wall. Mounted accordingly	Stainless Steel	1	Each
DSS-130 M	dormakaba 150x150mm MALE sign	Stainless Steel	1	Each

HARDWARE PER SET

PROJECT NAME: SRH09.20.2022 - UPGRADE AND RENO OF THOHOYANDOU BOTANICAL GARDEN,

REPORT DATE: 20/09/2022

PROFESSIONAL:

REVISION DATE: 20/09/2022

CONSULTANT: Shaun Harvey

REVISION: v 1

HARDWARE FOR SET:		07B		
Hardware Set Quantity :		1		
Notes				
Doors (2)		D08, D08		
Product Code	Description	Finish	Qty	Units
HBSFM	Other Hinges by steel frame manufacturer.		1	Each
DPH301C BT	dormakaba 149x19mm Straight Tubular Pull Handle BT	Stainless Steel	1	Each
DPP-430-BL-SF 75X170	dormakaba 75x170x1.2mm thick Grade 430 stainless steel plate. Stainless Steel Plate to have 4 countersunk holes for screw fixing.	430 Brushed Stainless Steel	1	Each
D032D SS	dormakaba Bathroom Deadlock. Case dimensions (mm) 102H x 78D. Forend dimensions (mm) 155H x 22W. Backset 57mm.	Stainless Steel	1	Each
DWC-005	dormakaba Bathroom WC indicator (Red and White) and turnknob	Stainless Steel	1	Set
DHC-SS-031B	dormakaba Hat and Coat Hook with rubber buffer NOTE: Buffer positioned to prevent handle hitting wall. Mounted accordingly	Stainless Steel	1	Each
DSS-131 F	dormakaba 150x150mm FEMALE sign	Stainless Steel	1	Each

HARDWARE PER SET



PROJECT NAME: SRH09.20.2022 - UPGRADE AND RENO OF THOHOYANDOU BOTANICAL GARDEN,

REPORT DATE: 20/09/2022

PROFESSIONAL:

REVISION DATE: 20/09/2022

CONSULTANT: Shaun Harvey

REVISION: v 1

HARDWARE FOR SET:		08		
Hardware Set Quantity :		1		
Notes		Hinges Powder Coated To Match Door Frame Colour. Colour Of Flush Bolts To Match Door/Frame Finish. Aluminium Fabricator To Utilise R4 - 85mm Upright Styles. This Needed To Suit Lockcase Depth.		
Doors (2)		D03, D02		
Product Code	Description	Finish	Qty	Units
1040	a 1040 100mm Aluminium Sinkless Hinge, Centre Pin With Standard Alignment Grooving For Easy Fitment		3	Pair
TH124 Cyl S.S	dormakaba Lever handle on rose with Cylinder escutcheons	Stainless Steel	1	Set
D036S SS	dormakaba Cylinder Sash Lock. Case dimensions (mm) 116.5H x 78D. Forend dimensions (mm) 168H x 22W. Backset 57mm. Centres 61mm.	Stainless Steel	1	Each
DDC206301 MK	dormakaba 63mm - 31.5+31.5mm Europrofile Nickel Plated E-SP 5 Pin Double Cylinder - Master Keyed	Satin Nickel	1	Each
M1519N	a Alufab M1519N 150mm Aluminium Flush Bolt, 150mm, Natural Anodised.		2	Each
DPS-SS-032	dormakaba Dust Proof Strike NOTE: Dust Proof socket fitted to prevent dirt collection. To be maintained regularly.	Stainless Steel	1	Each
166	Other Halcast no 166 SC brass cabin hook and eye fixed to wrought meranti blocks 75x75mm with chamfered edges.	Satin Chrome	2	Each

HARDWARE PER SET



PROJECT NAME: SRH09.20.2022 - UPGRADE AND RENO OF THOHOYANDOU BOTANICAL GARDEN,

REPORT DATE: 20/09/2022

PROFESSIONAL:

REVISION DATE: 20/09/2022

CONSULTANT: Shaun Harvey

REVISION: v 1

Hardware for Set:		10		
Hardware Set Quantity :		1		
Notes				
Doors (1)		D09		
Product Code	Description	Finish	Qty	Units
1040	a 1040 100mm Aluminium Sinkless Hinge, Centre Pin With Standard Alignment Grooving For Easy Fitment		1.5	Pair
TS91B - SL	dormakaba NON HOLD OPEN Cam action slide channel door closer. Max door width 950mm. Closing Force EN 3. Hydraulic speed control. Pull-side door leaf fixing (Standard), Push-side transom fixing. Door closer compliant with EN 1154. Door closer is CERTI FIRE approved (Certificate No. CF 119) for door types ITT 120, MM/IMM 240. Certified manufacturer to ISO 9001. NOTE: Aluminium Fabricator To Utilise R4 - 85mm Upright Styles. This Needed To Suit Lockcase Depth. NOTE: Door closer to be installed on pull side	Silver	1	Each
DPH210 BTB	dormakaba 300x30mm Straight Tubular Pull Handle BTB (BTB Fixing Sets included)	Stainless Steel	1	Pair
D037D SS	dormakaba Cylinder Deadlock. Case dimensions (mm) 116.5H x 78D. Forend dimensions (mm) 168H x 22W. Backset 57mm.	Stainless Steel	1	Each
DKC206301 MK	dormakaba 63mm - 31.5+31.5mm Europrofile Nickel Plated E-SP 5 Pin Knob Cylinder - Master Keyed	Satin Nickel	1	Each
DCE-002 S.S	dormakaba Round Cylinder escutcheon	Stainless Steel	1	Pair
DDS-SS-017	dormakaba Floor Mounted Door Stop	Stainless Steel	1	Each

HARDWARE PER SET



PROJECT NAME: SRH09.20.2022 - UPGRADE AND RENO OF THOHOYANDOU BOTANICAL GARDEN,

REPORT DATE: 20/09/2022

PROFESSIONAL:

REVISION DATE: 20/09/2022

CONSULTANT: Shaun Harvey

REVISION: v 1

HARDWARE FOR SET:		11		
Hardware Set Quantity :		1		
Notes		Hinges powder coated to match door frame colour. Aluminium fabricator to utilise R4 - 85mm upright styles, to suit lockcase depth.		
Doors (3)		D09, D09, D09		
Product Code	Description	Finish	Qty	Units
1040	a 1040 100mm Aluminium Sinkless Hinge, Centre Pin With Standard Alignment Grooving For Easy Fitment		1.5	Pair
TH124 Cyl S.S	dormakaba Lever handle on rose with Cylinder escutcheons	Stainless Steel	1	Set
D036S SS	dormakaba Cylinder Sash Lock. Case dimensions (mm) 116.5H x 78D. Forend dimensions (mm) 168H x 22W. Backset 57mm. Centres 61mm.	Stainless Steel	1	Each
DKC206301 MK	dormakaba 63mm - 31.5+31.5mm Europrofile Nickel Plated E-SP 5 Pin Knob Cylinder - Master Keyed	Satin Nickel	1	Each
DDS-SS-017	dormakaba Floor Mounted Door Stop	Stainless Steel	1	Each

HARDWARE PER SET



PROJECT NAME: SRH09.20.2022 - UPGRADE AND RENO OF THOHOYANDOU BOTANICAL GARDEN,

REPORT DATE: 20/09/2022

PROFESSIONAL:

REVISION DATE: 20/09/2022

CONSULTANT: Shaun Harvey

REVISION: v 1

HARDWARE FOR SET:		12		
Hardware Set Quantity :		1		
Notes				
Doors (2)		D05, D01		
Product Code	Description	Finish	Qty	Units
HBSFM	Other Hinges by steel frame manufacturer.		1	Each
TH124 Cyl S.S	dormakaba Lever handle on rose with Cylinder escutcheons	Stainless Steel	1	Set
D036S SS	dormakaba Cylinder Sash Lock. Case dimensions (mm) 116.5H x 78D. Forend dimensions (mm) 168H x 22W. Backset 57mm. Centres 61mm.	Stainless Steel	1	Each
DDC206301 MK	dormakaba 63mm - 31.5+31.5mm Europrofile Nickel Plated E-SP 5 Pin Double Cylinder - Master Keyed	Satin Nickel	1	Each
166	Other Halcast no 166 SC brass cabin hook and eye fixed to wrot meranti blocks 75x75mm with chamfered edges.	Satin Chrome	1	Each

HARDWARE FOR SET:		13		
Hardware Set Quantity :		1		
Notes				
Doors (1)		D10		
Product Code	Description	Finish	Qty	Units
IBSDM	Ironmongery by Safe door manufacturer		1	Each

HARDWARE PER SET



PROJECT NAME: SRH09.20.2022 - UPGRADE AND RENO OF THOHOYANDOU BOTANICAL GARDEN,

REPORT DATE: 20/09/2022

PROFESSIONAL:

REVISION DATE: 20/09/2022

CONSULTANT: Shaun Harvey

REVISION: v 1

HARDWARE FOR SET:		14		
Hardware Set Quantity :		1		
Notes				
Doors (2)		D04, D04		
Product Code	Description	Finish	Qty	Units
SDABO	Sliding door accessories, track, hangers guides and stops by other to architects approval		1	Each
DFP-SS-025	dormakaba 120x40mm Rectangular Flush Pull Handle	Stainless Steel	2	Each
D02935 SS	dormakaba Narrow Stile Hook Lock Operating with European Profile Cylinder. Case dimentions (mm) 174H x 45D. Forend dimentions (mm) 290H x 22W. Backset 35mm. 18mm Throw	Stainless Steel	1	Each
DDC206301 MK	dormakaba 63mm - 31.5+31.5mm Europrofile Nickel Plated E-SP 5 Pin Double Cylinder - Master Keyed	Satin Nickel	1	Each
DCE-105 S.S	dormakaba Narrow Stile Cylinder escutcheon	Stainless Steel	1	Pair

PROJECT NAME: SRH09.20.2022 - UPGRADE AND RENO OF THOHOYANDOU BOTANICAL GARDEN,









REPORT DATE: 20/09/2022

PROFESSIONAL:

REVISION DATE: 20/09/2022

CONSULTANT: Shaun Harvey

REVISION: v 1

Product Image	Product Code	Description	Finish	Units	Qty	Price	Total
	1040	a 1040 100mm Aluminium Sinkless Hinge, Centre Pin With Standard Alignment Grooving For Easy Fitment		Pair	12.0		
	BTS75 SAA-NHO	dormakaba BTS75 Adjustable size EN 1-4 NON HOLD OPEN, Certified to EN1154, with SINGLE ACTION accessories, for 120kg door leaf weight, Adjustable closing and latching speeds, Backcheck. [NOT FIRE RATED] [FOR ALUMINIUM DOORS] [NO COVER CAPS] Components - [Mech/Spindle/7510SS/7456/1/7411K/56E]	Stainless Steel (Cover)	Set	2.0		
	HBSFM	Other Hinges by steel frame manufacturer.		Each	18.0		
	SDABO	Sliding door accessories, track, hangers guides and stops by other to architects approval		Each	2.0		
	2300	dormakaba Sealing Compound to be applied to floor spring cement box.		Each	2.0		
	DFP-SS-025	dormakaba 120x40mm Rectangular Flush Pull Handle	Stainless Steel	Each	4.0		
	IBSDM	Ironmongery by Safe door manufacturer		Each	1.0		
	TH124 Cyl S.S	dormakaba Lever handle on rose with Cylinder escutcheons	Stainless Steel	Set	8.0		
	TS73V DC- SL	dormakaba EN 2-4 Regular Arm DELAYED ACTION Door Closer. Pull Side Fixing EN2 750-850, EN3 850-950, EN4 950-1100	Silver	Each	2.0		
	TS73V PA DC - PAB - SL	dormakaba EN 2-4 Parallel Arm DELAYED ACTION Door Closer. Push Side Fixing (Parallel Arm Bracket Included) EN2 750-850, EN3 850-950, EN4 950-1100	Silver	Set	1.0		
	TS91B - SL	dormakaba NON HOLD OPEN Cam action slide channel door closer. Max door width 950mm. Closing Force EN 3. Hydraulic speed control. Pull-side door leaf fixing (Standard), Push-side transom fixing. Door closer compliant with EN 1154. Door closer is CERTI FIRE approved (Certificate No. CF 119) for door types ITT 120, MM/IMM 240. Certified manufacturer to ISO 9001.	Silver	Each	3.0		

BILL OF MATERIALS

PROJECT NAME: SRH09.20.2022 - UPGRADE AND RENO OF THOHOYANDOU BOTANICAL GARDEN,





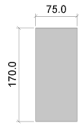



REPORT DATE: 20/09/2022

PROFESSIONAL:

REVISION DATE: 20/09/2022

CONSULTANT: Shaun Harvey

REVISION: v 1

Product Image	Product Code	Description	Finish	Units	Qty	Price	Total
	TS91B HO - SL	dormakaba MECHANICAL HOLD OPEN Cam action slide channel door closer. Max door width 950mm. Closing Force EN 3. Hydraulic speed control. Pull-side door leaf fixing (Standard), Push-side transom fixing. Door closer compliant with EN 1154. Door closer is CERTI FIRE approved (Certificate No. CF 119) for door types ITT 120, MM/IMM 240. Certified manufacturer to ISO 9001.	Silver	Each	1.0		
	D02935 SS	dormakaba Narrow Stile Hook Lock Operating with European Profile Cylinder. Case dimensions (mm) 174H x 45D. Forend dimensions (mm) 290H x 22W. Backset 35mm. 18mm Throw	Stainless Steel	Each	2.0		
	D036S SS	dormakaba Cylinder Sash Lock. Case dimensions (mm) 116.5H x 78D. Forend dimensions (mm) 168H x 22W. Backset 57mm. Centres 61mm.	Stainless Steel	Each	8.0		
	DPH210 BTB	dormakaba 300x30mm Straight Tubular Pull Handle BTB (BTB Fixing Sets included)	Stainless Steel	Pair	5.0		
	DPH215 BTB	dormakaba 382x32mm D Shaped Offset Tubular Pull Handle BTB (BTB Fixing Sets included)	Stainless Steel	Pair	2.0		
	DPH301B	dormakaba 325x25mm Straight Tubular Pull Handle Flange Fixing	Stainless Steel	Each	4.0		
	DPH301C BT	dormakaba 149x19mm Straight Tubular Pull Handle BT	Stainless Steel	Each	9.0		
	DPP-430-BL-SF 75X170	dormakaba 75x170x1.2mm thick Grade 430 stainless steel plate. Stainless Steel Plate to have 4 countersunk holes for screw fixing.	430 Brushed Stainless Steel	Each	9.0		
	D032D SS	dormakaba Bathroom Deadlock. Case dimensions (mm) 102H x 78D. Forend dimensions (mm) 155H x 22W. Backset 57mm.	Stainless Steel	Each	9.0		
	D037D SS	dormakaba Cylinder Deadlock. Case dimensions (mm) 116.5H x 78D. Forend dimensions (mm) 168H x 22W. Backset 57mm.	Stainless Steel	Each	3.0		
	DMWC-SS-008	dormakaba Bathroom Deadlock. Case dimensions (mm) 38H x 76D. Forend dimensions (mm) 78H x 22.5W. Backset 55mm.	Stainless Steel	Each	2.0		
	DSS-130 M	dormakaba 150x150mm MALE sign	Stainless Steel	Each	3.0		

PROJECT NAME: SRH09.20.2022 - UPGRADE AND RENO OF THOHOYANDOU BOTANICAL GARDEN,













REPORT DATE: 20/09/2022

PROFESSIONAL:

REVISION DATE: 20/09/2022

CONSULTANT: Shaun Harvey

REVISION: v 1

Product Image	Product Code	Description	Finish	Units	Qty	Price	Total
	DSS-131 F	dormakaba 150x150mm FEMALE sign	Stainless Steel	Each	3.0		
	DCE-105 S.S	dormakaba Narrow Stile Cylinder escutcheon	Stainless Steel	Pair	2.0		
	DDC206301 MK	dormakaba 63mm - 31.5+31.5mm Europrofile Nickel Plated E-SP 5 Pin Double Cylinder - Master Keyed	Satin Nickel	Each	7.0		
	DKC206301 MK	dormakaba 63mm - 31.5+31.5mm Europrofile Nickel Plated E-SP 5 Pin Knob Cylinder - Master Keyed	Satin Nickel	Each	6.0		
	DSS-135 TC	dormakaba 150x150mm TEA CUP sign	Stainless Steel	Each	2.0		
	DWC-006	dormakaba Disabled WC indicator (Red & White) and turnknob for physically impaired	Stainless Steel	Set	2.0		
	M1519N	a Alufab M1519N 150mm Aluminium Flush Bolt, 150mm, Natural Anodised.		Each	4.0		
	DCE-002 S.S	dormakaba Round Cylinder escutcheon	Stainless Steel	Pair	3.0		
	DSS-133 P	dormakaba 150x150mm DISABLED PERSONS sign	Stainless Steel	Each	2.0		
	DWC-005	dormakaba Bathroom WC indicator (Red and White) and turnknob	Stainless Steel	Set	9.0		
	DKP-430-GF 150	dormakaba 150x(width of door)x1.2mm thick Grade 430 stainless steel kick plate. Stainless Steel Kick Plate to be Glue Fixed. (List price calculated on 813mm wide door)	430 Brushed Stainless Steel	Each	4.0		
	M1519AS	Alufab M1519AS 150mm Anodised Alum Flush Bolts.		Each	2.0		

BILL OF MATERIALS

PROJECT NAME: SRH09.20.2022 - UPGRADE AND RENO OF THOHOYANDOU BOTANICAL GARDEN,





REPORT DATE: 20/09/2022

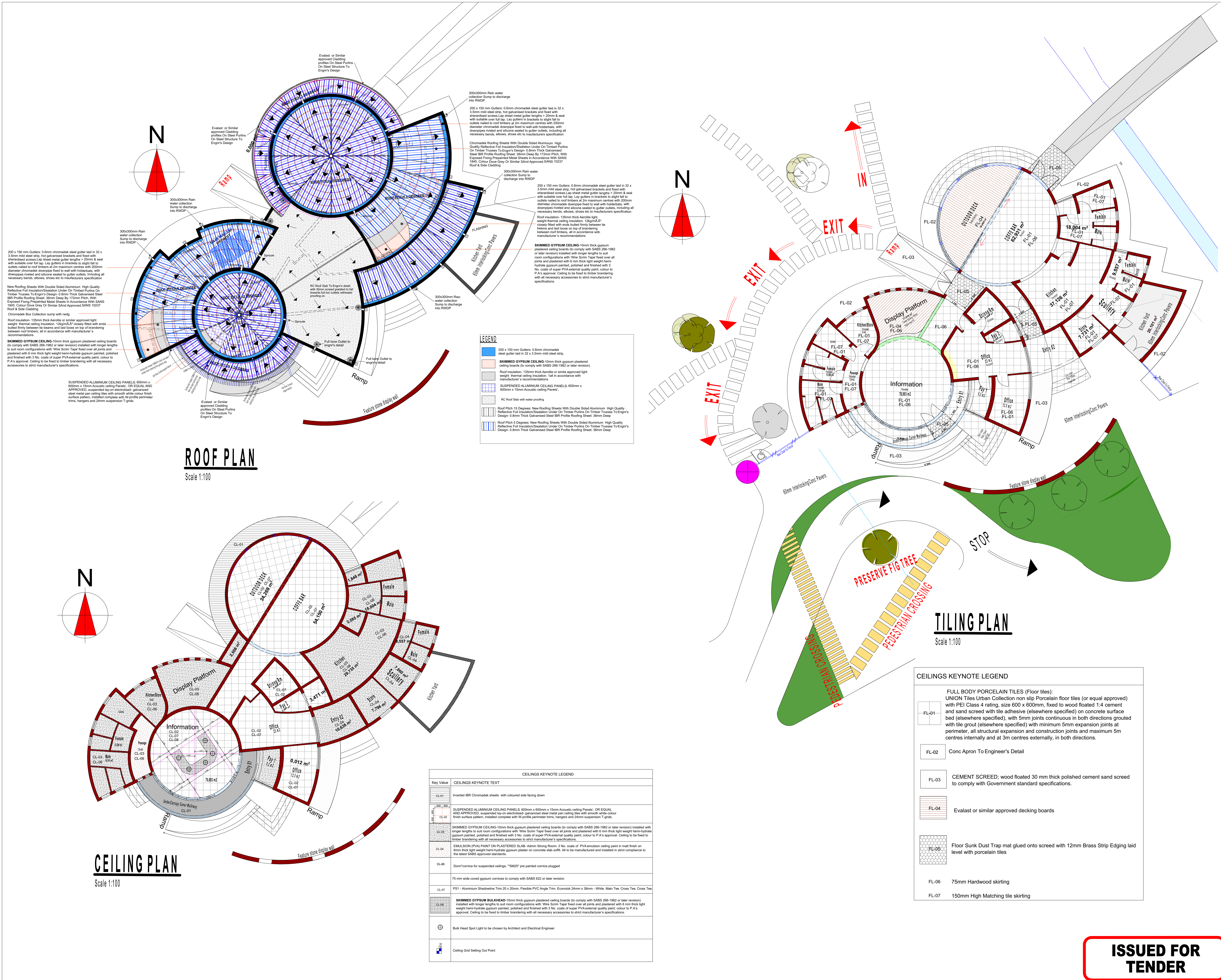
PROFESSIONAL:

REVISION DATE: 20/09/2022

CONSULTANT: Shaun Harvey

REVISION: v 1

Product Image	Product Code	Description	Finish	Units	Qty	Price	Total
	DPS-SS-032	dormakaba Dust Proof Strike	Stainless Steel	Each	3.0		
	DDS-SS-017	dormakaba Floor Mounted Door Stop	Stainless Steel	Each	11.0		
	DHC-SS-031B	dormakaba Hat and Coat Hook with rubber buffer	Stainless Steel	Each	9.0		
	166	Other Halcast no 166 SC brass cabin hook and eye fixed to wrot meranti blocks 75x75mm with chamfered edges.	Satin Chrome	Each	6.0		
	DSS-132 MF	dormakaba 150x150mm MALE/FEMALE sign	Stainless Steel	Each	1.0		
						Total	



NOTES

LOCATION PLAN



CLIENT
SOUTH AFRICAN NATIONAL BIODIVERSITY INSTITUTE



R01 2022-09-12 change of traditional hut specifications

R02 2022-09-20 INTRODUCE VES WASH STAINLESS STEEL SINK IN KITCHEN
R02 2022-09-20 CHANGE ROOF SLAB TO BR CHROMADEK OVE SCULLERY AREA ON ROOF PLAN & SECTIONS
R01 2022-09-12 ISSUED FOR REVIEW.

REV NO. DATE DESCRIPTION

REVISIONS

PROJECT CONSULTANT
PROJECTNEERS CONSULTING ENGINEERS & PROJECT MANAGERS

PROJECTNEERS
PROJECTNEERS CONSULTING ENGINEERS
& PROJECT MANAGERS
BUILDING 2, 1ST FLOOR, THORNHILL OFFICE PARK
94 BEKKER ROAD, MIDRAND, 1685
+27 11 043 1307
technical@projectneers.com
www.projectneers.com

DRAWING CHECKS
N.K.MPOFU B.TSHUMA S.ZUNGU J.DAVIDSON

APPROVAL CONSULTANT
N.K. MPOFU

2018-12-21 24750099

PROJECT NAME
ASSESSMENT, DESIGN & PROJECT MANAGEMENT OF REQUIRED NEW
BUILDINGS & REPAIRS, RENOVATIONS & UPGRADES TO VARIOUS
INFRASTRUCTURE ASSETS IN THE THOHOYANDOU BOTANICAL GARDEN,
THOHOYANDOU & NATIONAL ZOOLOGICAL GARDEN CAMPUSES BASED IN
PRETORIA & MOKOPANE

SITE
THOHOYANDOU BOTANICAL GARDENS

SHEET TITLE

ROOF PLAN
TILING PLAN
CEILING PLAN
ARCHITECTURAL

CONTRACT NUMBER
G306/2018

FILE NUMBER
ZA2018_2008

DRAWING NUMBER
PJN_ZA_2022_2002_SANBI_TBG_ARC_2003

ISSUED FOR
TENDER