TYPE-1

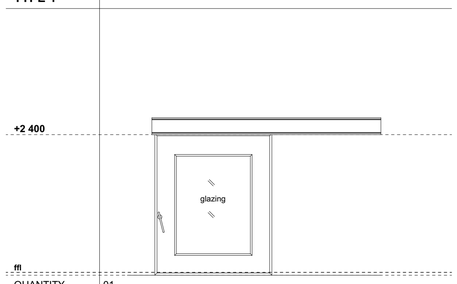

QUANTITY	01
DOOR NUMBER	**D1**
DOOR HANDING	1500 mm Sliding open to the left or right as per the floor plan. Confirm this with architect before purchase.
LOCATION	ANTE ROOM
FRAME FINISH	Mid Blue as per "Dortek" colors
LEAF	
LEAF FINISH	
LOCKSET	
PUSH-PLATES	
KICK-PLATES	As per ironmongery schedule
BOLTS	-
KEEPS	-
HINGES	As per ironmongery schedule
HANDLES/PULLS	As per ironmongery schedule
LOUVRES :	As per ironmongery schedule
GLAZING :	Minimum 8.76mm HPR (high penetration resistance) laminated safety glass .
SILLS:	As per manufacturer's specifications
SIGNAGE:	All signage on doors to be indicated on signage drawings and to be fixed as per signage detail elsewhere.
DOOR STOPS	As per ironmongery schedule
COATHOOKS	As per ironmongery schedule
MASTER-KEY	-
DOOR CLOSER	-

TYPE-2

sapele Maple NOTE: USE **ONLY ONE** COLOR FOR ALL DOORS

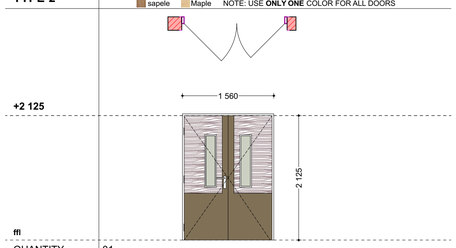

QUANTITY	01
DOOR NUMBER	**D2**
DOOR HANDING	DOUBLE DOOR
LOCATION	PASSAGE
FRAME	1.6mm thick double rebated pressed steel metal frame complying to SANS 1129 complete with lugs, three hinges, adjustable striking plate, and rubber buffers to lock jamb. Frame profiles to suit wall thickness (115mm and 230mm wall thicknesses) as per floor plans.
FRAME FINISH	Prepare frame and apply - Primer for mild steel. Under coat for all surfaces and finished in gloss enamel paint - all to manufacturers specifications. Final Frame Colour to Architect's specification.
LEAF	1 500 x 2125 x 40mm thick Internal solid laminated door with hardboard facing finished as below in "door finish" description. If door is to be fire rated (refer to fire drawings provided) applicable fire rating period to be provided for.
LEAF FINISH	Door to be finished with either a sapele or Maple hardwood veneer laminate all to manufacturers specifications. Only one colour for whole project. Contractor to provide samples for architects approval.
LOCKSET	As per iron mongery schedule
PUSH-PLATES	
KICK-PLATES	Kick plates to be 1.6mm thick brushed stainless steel to dimensions and pattern as indicated in the illustration to the right. Kick plates to be provided on both sides of the door leaf
BOLTS	As per iron mongery schedule
KEEPS	As per iron mongery schedule
HINGES	3No. pressed steel heavy duty Steel Ball bearing butt hinges per leaf
HANDLES/PULLS	As per iron mongery schedule
LOUVRES :	
GLAZING :	200mm x 900mm x 6.38mm laminated safety glass to suit door thickness and size indicated in illustration to the right, in natural anodised aluminium panels.
SILLS:	
SIGNAGE:	All signage on doors to be indicated on signage drawings and to be fixed as per signage detail elsewhere.
DOOR STOPS	DDS-NP-018, Door Stop, Floor Mounted, Hooded, 24mm (l) x 45mm (Ø), Nickel, DORMAKABA
COATHOOKS	
MASTER-KEY	Allow for a master keying system as provided for in the ironmongery schedule
DOOR CLOSER	Door Closer Standard Interior 60-80Kg Silver

TYPE-3

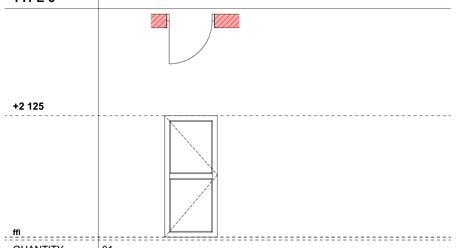

QUANTITY	01
DOOR NUMBER	**D3**
DOOR HANDING	RH
LOCATION	STAFF ROOM
FRAME	60mm Powder Coated, shiny bronze Aluminium Framing NKCASA Casement Type for 16mm Combinations as supplied by HBS Systems or equally approved and to be fixed as per manufacturer's specifications
FRAME FINISH	powder coated shiny bronze finish
LEAF	900x2 400x60mm Powder Coated, shiny bronze Aluminium Framing NKCASA Casement Type for 16mm Combinations as supplied by HBS Systems or equally approved and to be fixed as per manufacturer's specifications
LEAF FINISH	powder coated shiny bronze finish
LOCKSET	As per iron mongery schedule
PUSH-PLATES	
KICK-PLATES	Kick plates to be 1.6mm thick brushed stainless steel to dimensions and pattern as indicated in the illustration to the right. Kick plates to be provided on both sides of the door leaf
BOLTS	As per iron mongery schedule
KEEPS	As per iron mongery schedule
HINGES	3No. pressed steel heavy duty Steel Ball bearing butt hinges per leaf
HANDLES/PULLS	As per iron mongery schedule
LOUVRES :	
GLAZING :	
SILLS:	
SIGNAGE:	All signage on doors to be indicated on signage drawings and to be fixed as per signage detail elsewhere.
DOOR STOPS	DDS-NP-018, Door Stop, Floor Mounted, Hooded, 24mm (l) x 45mm (Ø), Nickel, DORMAKABA
COATHOOKS	
MASTER-KEY	Allow for a master keying system as provided for in the ironmongery schedule
DOOR CLOSER	Door Closer Standard Interior 60-80Kg Silver

TYPE-3

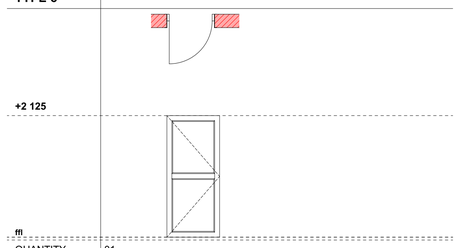

QUANTITY	01
DOOR NUMBER	**D3**
DOOR HANDING	RH
LOCATION	BOARD ROOM
FRAME	60mm Powder Coated, shiny bronze Aluminium Framing NKCASA Casement Type for 16mm Combinations as supplied by HBS Systems or equally approved and to be fixed as per manufactuer's specifications
FRAME FINISH	powder coated shiny bronze finish
LEAF	900x2 400x60mm Powder Coated, shiny bronze Aluminium Framing NKCASA Casement Type for 16mm Combinations as supplied by HBS Systems or equally approved and to be fixed as per manufacturer's specifications
LEAF FINISH	powder coated shiny bronze finish
LOCKSET	As per iron mongery schedule
PUSH-PLATES	
KICK-PLATES	Kick plates to be 1.6mm thick brushed stainless steel to dimensions and pattern as indicated in the illustration to the right. Kick plates to be provided on both sides of the door leaf
BOLTS	As per iron mongery schedule
KEEPS	As per iron mongery schedule
HINGES	3No. pressed steel heavy duty Steel Ball bearing butt hinges per leaf
HANDLES/PULLS	As per iron mongery schedule
LOUVRES :	
GLAZING :	
SILLS:	
SIGNAGE:	All signage on doors to be indicated on signage drawings and to be fixed as per signage detail elsewhere.
DOOR STOPS	DDS-NP-018, Door Stop, Floor Mounted, Hooded, 24mm (l) x 45mm (Ø), Nickel, DORMAKABA
COATHOOKS	
MASTER-KEY	Allow for a master keying system as provided for in the ironmongery schedule
DOOR CLOSER	Door Closer Standard Interior 60-80Kg Silver

TYPE- 4

sapele Maple NOTE: USE **ONLY ONE** COLOR FOR ALL DOORS

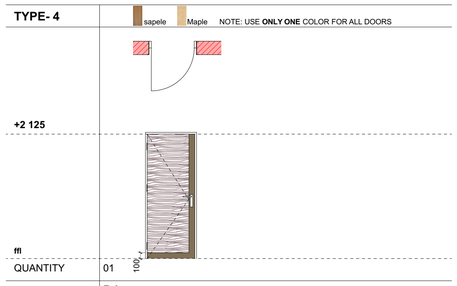

QUANTITY	01
DOOR NUMBER	**D4**
DOOR HANDING	LH
LOCATION	OFFICE
FRAME	1.6mm thick double rebated pressed steel metal frame complying to SANS 1129 complete with lugs, three hinges, adjustable striking plate, and rubber buffers to lock jamb. Frame profiles to suit wall thickness (115mm, 230mm and 345mm wall thicknesses) as per floor plans.
FRAME FINISH	Prepare frame and apply - Primer for mild steel. Under coat for all surfaces and finished in gloss enamel paint - all to manufacturers specifications. Final Frame Colour to Architect's specification.
LEAF	813 x 2032 x 40mm thick Internal solid laminated door with hardboard facing finished as below in "door finish" description. If door is to be fire rated (refer to fire drawings provided) applicable fire rating period to be provided for.
LEAF FINISH	Door to be finished with either a sapele or Maple hardwood veneer laminate all to manufacturers specifications. Only one colour for whole project. Contractor to provide samples for architects approval.
LOCKSET	As per iron mongery schedule
PUSH-PLATES	
KICK-PLATES	Kick plates to be 1.6mm thick brushed stainless steel to dimensions and pattern as indicated in the illustration to the right. Kick plates to be provided on both sides of the door leaf
BOLTS	As per iron mongery schedule
KEEPS	As per iron mongery schedule
HINGES	3No. pressed steel heavy duty Steel Ball bearing butt hinges per leaf
HANDLES/PULLS	As per iron mongery schedule
LOUVRES :	
GLAZING :	
SILLS:	
SIGNAGE:	All signage on doors to be indicated on signage drawings and to be fixed as per signage detail elsewhere.
DOOR STOPS	DDS-NP-018, Door Stop, Floor Mounted, Hooded, 24mm (l) x 45mm (Ø), Nickel, DORMAKABA
COATHOOKS	
MASTER-KEY	Allow for a master keying system as provided for in the ironmongery schedule
DOOR CLOSER	Door Closer Standard Interior 60-80Kg Silver

TYPE- 4

sapele Maple NOTE: USE **ONLY ONE** COLOR FOR ALL DOORS

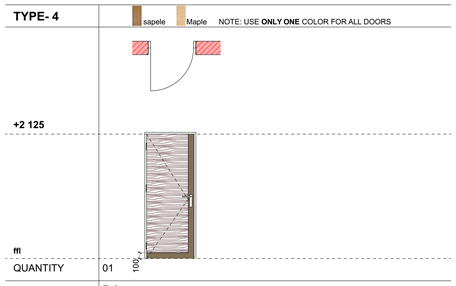

QUANTITY	01
DOOR NUMBER	**D4**
DOOR HANDING	LH
LOCATION	OFFICE
FRAME	1.6mm thick double rebated pressed steel metal frame complying to SANS 1129 complete with lugs, three hinges, adjustable striking plate, and rubber buffers to lock jamb. Frame profiles to suit wall thickness (115mm, 230mm and 345mm wall thicknesses) as per floor plans.
FRAME FINISH	Prepare frame and apply - Primer for mild steel. Under coat for all surfaces and finished in gloss enamel paint - all to manufacturers specifications. Final Frame Colour to Architect's specification.
LEAF	813 x 2032 x 40mm thick Internal solid laminated door with hardboard facing finished as below in "door finish" description. If door is to be fire rated (refer to fire drawings provided) applicable fire rating period to be provided for.
LEAF FINISH	Door to be finished with either a sapele or Maple hardwood veneer laminate all to manufacturers specifications. Only one colour for whole project. Contractor to provide samples for architects approval.
LOCKSET	As per iron mongery schedule
PUSH-PLATES	
KICK-PLATES	Kick plates to be 1.6mm thick brushed stainless steel to dimensions and pattern as indicated in the illustration to the right. Kick plates to be provided on both sides of the door leaf
BOLTS	As per iron mongery schedule
KEEPS	As per iron mongery schedule
HINGES	3No. pressed steel heavy duty Steel Ball bearing butt hinges per leaf
HANDLES/PULLS	As per iron mongery schedule
LOUVRES :	
GLAZING :	
SILLS:	
SIGNAGE:	All signage on doors to be indicated on signage drawings and to be fixed as per signage detail elsewhere.
DOOR STOPS	DDS-NP-018, Door Stop, Floor Mounted, Hooded, 24mm (l) x 45mm (Ø), Nickel, DORMAKABA
COATHOOKS	
MASTER-KEY	Allow for a master keying system as provided for in the ironmongery schedule
DOOR CLOSER	Door Closer Standard Interior 60-80Kg Silver

TYPE- 4

sapele Maple NOTE: USE **ONLY ONE** COLOR FOR ALL DOORS

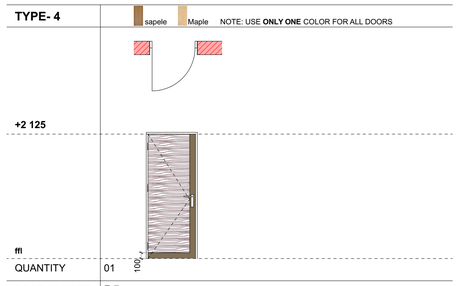

QUANTITY	01
DOOR NUMBER	**D5**
DOOR HANDING	LH
LOCATION	CHANGE ROOM
FRAME	1.6mm thick double rebated pressed steel metal frame complying to SANS 1129 complete with lugs, three hinges, adjustable striking plate, and rubber buffers to lock jamb. Frame profiles to suit wall thickness (115mm, 230mm and 345mm wall thicknesses) as per floor plans.
FRAME FINISH	Prepare frame and apply - Primer for mild steel. Under coat for all surfaces and finished in gloss enamel paint - all to manufacturers specifications. Final Frame Colour to Architect's specification.
LEAF	813 x 2032 x 40mm thick Internal solid laminated door with hardboard facing finished as below in "door finish" description. If door is to be fire rated (refer to fire drawings provided) applicable fire rating period to be provided for.
LEAF FINISH	Door to be finished with either a sapele or Maple hardwood veneer laminate all to manufacturers specifications. Only one colour for whole project. Contractor to provide samples for architects approval.
LOCKSET	As per iron mongery schedule
PUSH-PLATES	
KICK-PLATES	Kick plates to be 1.6mm thick brushed stainless steel to dimensions and pattern as indicated in the illustration to the right. Kick plates to be provided on both sides of the door leaf
BOLTS	As per iron mongery schedule
KEEPS	As per iron mongery schedule
HINGES	3No. pressed steel heavy duty Steel Ball bearing butt hinges per leaf
HANDLES/PULLS	As per iron mongery schedule
LOUVRES :	
GLAZING :	
SILLS:	
SIGNAGE:	All signage on doors to be indicated on signage drawings and to be fixed as per signage detail elsewhere.
DOOR STOPS	DDS-NP-018, Door Stop, Floor Mounted, Hooded, 24mm (l) x 45mm (Ø), Nickel, DORMAKABA
COATHOOKS	
MASTER-KEY	Allow for a master keying system as provided for in the ironmongery schedule
DOOR CLOSER	Door Closer Standard Interior 60-80Kg Silver

TYPE- 4

sapele Maple NOTE: USE **ONLY ONE** COLOR FOR ALL DOORS

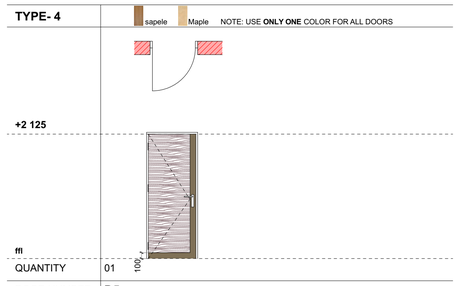

QUANTITY	01
DOOR NUMBER	**D5**
DOOR HANDING	LH
LOCATION	CHANGE ROOM
FRAME	1.6mm thick double rebated pressed steel metal frame complying to SANS 1129 complete with lugs, three hinges, adjustable striking plate, and rubber buffers to lock jamb. Frame profiles to suit wall thickness (115mm, 230mm and 345mm wall thicknesses) as per floor plans.
FRAME FINISH	Prepare frame and apply - Primer for mild steel. Under coat for all surfaces and finished in gloss enamel paint - all to manufacturers specifications. Final Frame Colour to Architect's specification.
LEAF	813 x 2032 x 40mm thick Internal solid laminated door with hardboard facing finished as below in "door finish" description. If door is to be fire rated (refer to fire drawings provided) applicable fire rating period to be provided for.
LEAF FINISH	Door to be finished with either a sapele or Maple hardwood veneer laminate all to manufacturers specifications. Only one colour for whole project. Contractor to provide samples for architects approval.
LOCKSET	As per iron mongery schedule
PUSH-PLATES	
KICK-PLATES	Kick plates to be 1.6mm thick brushed stainless steel to dimensions and pattern as indicated in the illustration to the right. Kick plates to be provided on both sides of the door leaf
BOLTS	As per iron mongery schedule
KEEPS	As per iron mongery schedule
HINGES	3No. pressed steel heavy duty Steel Ball bearing butt hinges per leaf
HANDLES/PULLS	As per iron mongery schedule
LOUVRES :	
GLAZING :	
SILLS:	
SIGNAGE:	All signage on doors to be indicated on signage drawings and to be fixed as per signage detail elsewhere.
DOOR STOPS	DDS-NP-018, Door Stop, Floor Mounted, Hooded, 24mm (l) x 45mm (Ø), Nickel, DORMAKABA
COATHOOKS	
MASTER-KEY	Allow for a master keying system as provided for in the ironmongery schedule
DOOR CLOSER	Door Closer Standard Interior 60-80Kg Silver

GENERAL NOTES

-ALL DIMENSIONS TO BE CHECKED ON SITE BEFORE WORK COMMENCES.
-DO NOT SCALE FROM DRAWINGS
-FOUNDATIONS NOT TO ENCROACH ANY STAND BOUNDARIES
-ALL SETTING OUT INFORMATION TO BE OBTAINED FROM CIVIL ENGINEER
-ALL SPECIFIED MATERIALS TO BE IN STRICT ACCORDANCE WITH THEIR RESPECTIVE MANUFACTURERS SPECIFICATIONS AND GUIDLINES
-SHOP DRAWINGS TO BE SUBMITTED TO ARCHITECTS FOR APPROVAL BEFORE ANY SPECIALIST MANUFACTURE OR INSTALLATION CAN COMMENCE-INCLUDING ALL JOINERY.
-EXPANSION JOINTS, CONSTRUCTION JOINTS AND SETTING OUT ALL IN STRICT ACCORDANCE WITH THE STRUCTURAL ENGINEERS SPECIFICATIONS AND DETAILS
-SEQUENCE AND PROGRAM OF INSTALLATIONS TO BE SUBMITTED TO ARCHITECT FOR COMMENT
-ALL WORKS AND TRADES TO BE PROTECTED DURING CONSTRUCTION UP TO WORKS COMPLETION, DAMAGED WORK WILL BE CONDEMNED AND MADE GOOD AT THE COST OF THE CONTRACTOR
-FOR ALL ELECTRICAL SPECIFICATIONS, CONTRACTOR TO REFER TO DRAWINGS PROVIDED BY THE ELECTRICAL ENGINEER
-ALL SANITARY AND GENERAL FITTINGS TO THE ARCHITECTS SPECIFICATIONS
-ALL INTERNAL PLUMBING AND FIRE RETICULATION TO THE MECHANICAL ENGINEERS DRAWINGS
-ALL STRUCTURAL DRAWINGS TO BE OBTAINED FROM THE PROJECT STRUCTURAL ENGINEER
-ALL PLATFORMS AND FINISHED FLOOR LEVELS TO BE READ FROM THE STRUCTURAL ENGINEERS DRAWINGS
-ALL BULK SEWER AND WATER RETICULATION TO THE CIVIL ENGINEERS SPECIFICATION
-CONTRACTOR TO SUBMIT SAMPLES OF EVERY FITTING OR MATERIAL OR FINISH TO THE PROJECT ARCHITECT
-INSTRUCTIONS ON BUILDING WORK MAY ONLY BE ISSUED BY THE PROJECT ARCHITECT. ANY INSTRUCTIONS UNDERTAKEN FROM ANYONE ELSE TO BE AT THE COST OF THE CONTRACTOR.
-ALL DISCREPANCIES IN THE DRAWING TO BE REPORTED TO THE PROJECT ARCHITECT. ANY DECISIONS TAKEN BY CONTRACTOR WITHOUT CONSULTATION AND WRITTEN INSTRUCTION TO BE BEARED BY THE CONTRACTOR; INCLUDING COSTS TO REMEDY THE WORKS

ISSUED FOR TENDER

LEGEND TO FINISHES

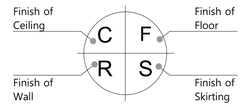

REFER TO THE FINISHES SCHEDULE PROVIDED ON SEPARATE BOOKLET

Rev	Date	Description

DEPARTMENT OF HEALTH

Project:
PROPOSED NEW MATERNITY WARD AND UPGRADES AT JST HOSPITAL, RUSTENBURG

Master plan reference:

Drawing:
CONVERSION OF WARD 13 INTO ICU-FPLN

Status:
STAGE 2

Drawn by :	T.MUBAIWA	
Designed by :	T.MUBAIWA	
Checked by :	PrArch21348	Drawing No. : **A1002**
signature		
Scale:		Revision No.
Date:	APRIL 2025	**05**
Project No:		Paper Size: A1

C S A
cities | studio | africa
citiesstudioafrica@gmail.com