DETECTIVE & SUPPORT MALE ABLUTIONS

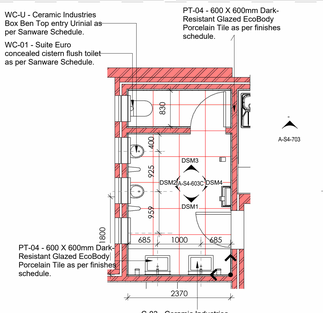

First Floor Plan - Male Ablutions Call Out

1 : 50

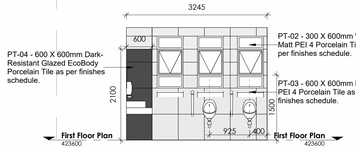

First Floor Male Ablutions Elevation DSM2

1 : 50

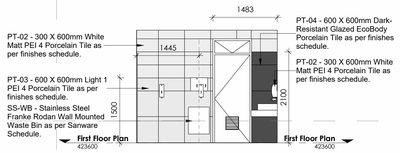

First Floor Male Ablutions Elevation DSM4

1 : 50

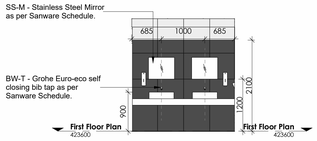

First Floor Male Ablutions Elevation DSM1

1 : 50

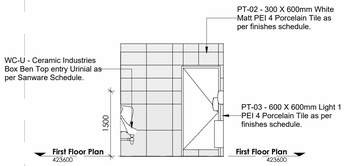

First Floor Male Ablutions Elevation DSM3

1 : 50

DETECTIVE & SUPPORT FEMALE ABLUTIONS

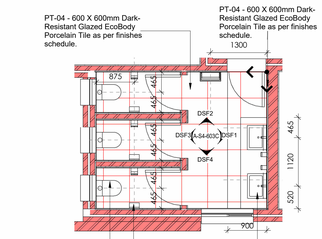

First Floor Plan - Callout Female Ablutions

1 : 50

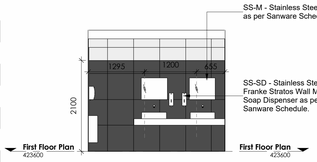

First Floor Female Ablutions Elevation DSF1

1 : 50

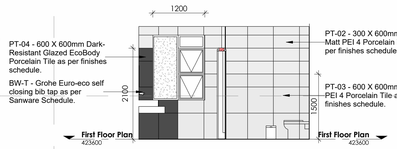

First Floor Female Ablutions Elevation DSF4

1 : 50

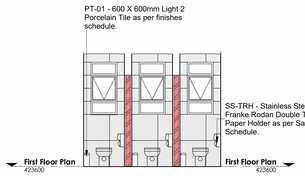

First Floor Female Ablutions Elevation DSF3

1 : 50

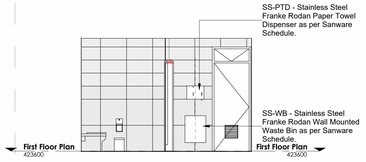

First Floor Female Ablutions Elevation DSF2

1 : 50

CLEANER'S ROOM ABLUTION 01

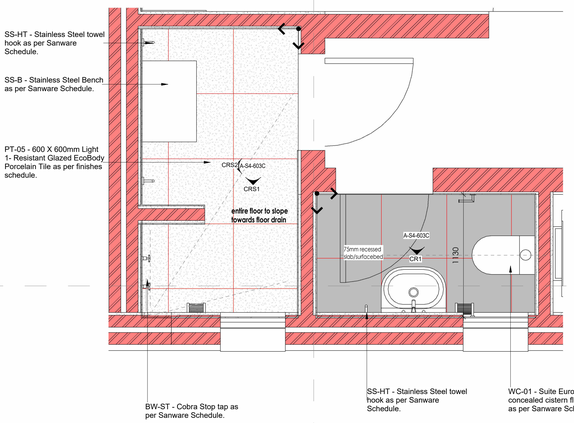

Ground Level - Callout Cleaner's Ablutions 01

1 : 20

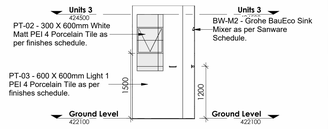

Cleaner's Ablution Elevation CRS1

1 : 50

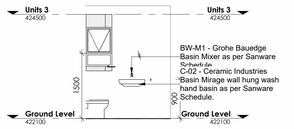

Cleaner's Ablution Elevation CR1

1 : 50

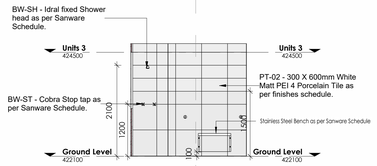

Cleaner's Ablution Elevation CRS2

1 : 50

LIVING QUARTERS ABLUTIONS

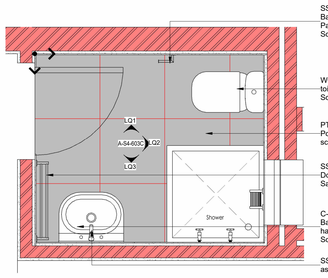

Ground Level - Callout Living Quarters Ablutions

1 : 20

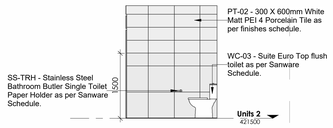

Living Quarters Ablutions Elevation LQ1

1 : 50

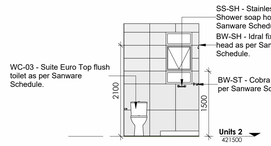

Living Quarters Ablutions Elevation LQ2

1 : 50

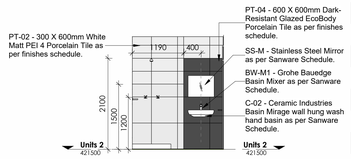

Living Quarters Ablutions Elevation LQ3

1 : 50

CLEANER'S ROOM ABLUTION 02

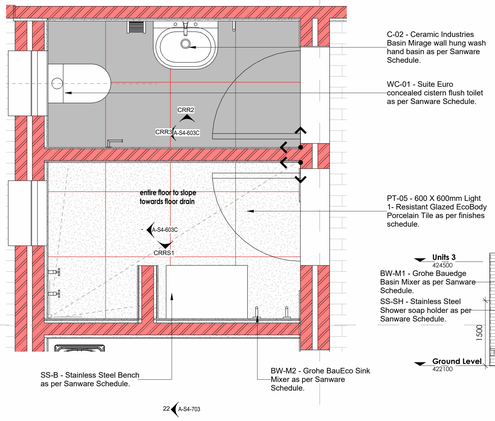

Ground Level - Cleaner's Ablutions 02

1 : 20

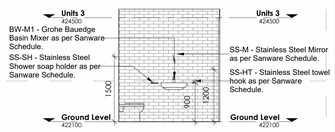

Cleaner's Ablution 02 Elevation CRR2

1 : 50

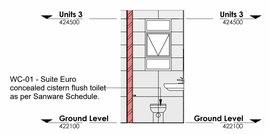

Cleaner's Ablution 02 Elevation CRR3

1 : 50

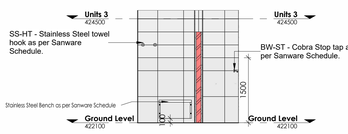

Cleaner's Ablution 02 Elevation CRRS1

1 : 50

VISIBLE PARKING ABLUTIONS

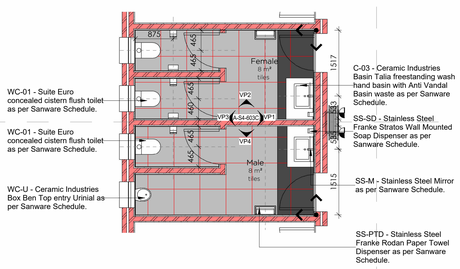

Ground Level - Support Members Ablutions Call Out

1 : 50

5 A-S4-706

Support Members Ablutions Elevation VP1

1 : 50

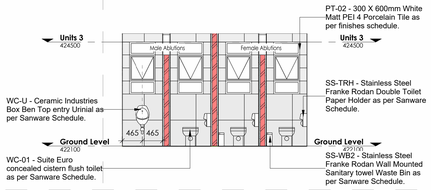

Support Members Ablution Elevation VP3

1 : 50

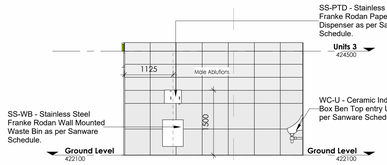

Support Members Ablutions Elevation VP2

1 : 50

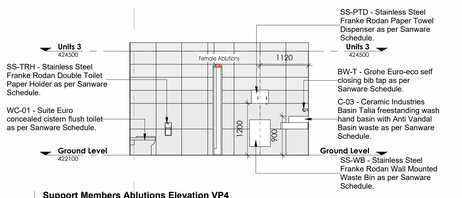

Support Members Ablutions Elevation VP4

1 : 50

GENERAL DRAWING NOTES

- THE DESIGN ON THIS DRAWING IS COPYRIGHT AND REMAINS THE PROPERTY OF THE ARCHITECTS.
- ALL WORK TO BE CARRIED OUT STRICTLY IN ACCORDANCE WITH MUNICIPAL REGULATIONS.
- DRAWINGS NOT TO BE SCALED, ONLY ANNOTATED DIMENSIONS TO BE USED.
- ALL RELEVANT DATUM, LEVELS, DIMENSIONS TO BE CHECKED ON SITE BEFORE COMMENCEMENT OF WORK.
- ALL DRAWINGS ARE TO BE CHECKED BY THE MAIN CONTRACTOR AND ANY DISCREPANCIES ON THE DRAWINGS OR BETWEEN THE DRAWINGS ARE TO BE REFERRED TO THE ARCHITECT.
- CONTRACTOR TO CHECK ALL QUANTITIES PRIOR TO ORDERING AND MANUFACTURE.
- CONTRACTOR TO PROVIDE SHOP DRAWINGS FOR APPROVAL BY ARCHITECT PRIOR TO MANUFACTURE.

Revision:

No.	Description	Date

KEY REFERENCE GROUND FLOOR PLAN

KEY REFERENCE LOWER GROUND FLOOR PLAN

KEY REFERENCE FIRST FLOOR PLAN

Client

Signature: Date:

SAKHISIZWE ARCHITECTS

33 ADELAIDE TAMBO DR , DURBAN NORTH
TEL: 031 563 3424 FAX: 031 563 3518
www.sakhisizwearchitects.com

Professional Architects signature
Mr K.P Mawesana (Pr. Arch) sacap (7902) saia (7593)

Project Title:

Proposed New Msinsini Police Station for the South African Police Service on Portion 4 of the farm Clifton Park No.9219

First Issue Date: **25/11/24**	Page Size: A0
Drawn: **KLN, JN, CM**	Scale: **As indicated**
Checked: **BS**	

Drawing Description:

Ablutions Details 03

Job no.:	Drawing no.:	Rev. no.:
s571	**S4-603C**	

Signature:

ISSUED FOR APPROVAL	
ISSUED FOR INFORMATION	
ISSUED FOR SUBMISSION	
ISSUED FOR TENDER	
ISSUED FOR CONSTRUCTION	