



a world class African city



TITLE	SPECIFICATION FOR ENERGY EFFICIENT STREET LIGHTING LUMINAIRES	REFERENCE	CP_TSSPEC_231	REV	7
		DATE:		January 2023	
		PAGE:	1	OF	26





COMPILED BY	FUNCTIONAL RESP	APPROVED BY	AUTHORIZED BY
 B THWALA ENGINEER: QOS DSM	 B THWALA ENGINEER: QOS DSM	 S RASEBOKA CHIEF ENGINEER R&D	 N MALULEKE CHIEF OPERATING OFFICER:

TABLE OF CONTENTS

	Page
FOREWORD	3
INTRODUCTION	4
1. SCOPE	4
2. NORMATIVE REFERENCES	4
3. DEFINITIONS AND ABBREVIATIONS	4
4. REQUIREMENTS	5
4.1. General Construction	5
4.2. Electrical requirements	6
4.3. Thermal management	7
4.4. Photometric requirements	7
4.5. Control gear	7
4.6. Terminal blocks	7
4.7. Provision for Earthing	8
4.8. Wiring	8
4.9. Requirements for luminaires with battery and solar panels	8
4.9.1 PV (Photovoltaic) cell	8
4.9.2 Batteries	8
4.10. Guarantee	8
4.11. Test	9
4.11.1 Type test	9
4.11.2 Routine tests	10

4.12. Marking and Packaging	10
4.13. Documentation	10
5. TRAINING	11
6. QUALITY ASSURANCE	11
7. ENVIRONMENTAL MANAGEMENT	11
8. HEALTH AND SAFETY	11
TECHNICAL SCHEDULES A & B:	13
TECHNICAL SCHEDULES A & B:	14
TECHNICAL SCHEDULES A & B:	16
TECHNICAL SCHEDULES A & B:	17
TECHNICAL SCHEDULES A & B:	19
TECHNICAL SCHEDULES A & B:	20
TECHNICAL SCHEDULES A & B:	22
TECHNICAL SCHEDULES A & B:	23
Annex A – Bibliography	25
ANNEX D – STOCK ITEMS	26

FOREWORD

The work group was appointed by the Distribution Study Committee, which, at the time of approval, comprised of the following members

Nolubabalo Makana	Metering (Revenue Services)
Arsenio Cossa	Metering
Masape Mkgadi Kahumba	Secondary Plant (Metering)
Katlego Mogale	Maintenance (Engineering Operations)
Gavin Jardine	Infrastructure Planning
David Makoni	Primary Plant (Network Operation)
Hilda Nonkonyana	Infrastructure Planning
Anza Mudau	Infrastructure Planning
Noel Maso	Field Services
Sipho Gamede	Maintenance (Engineering Operations)
Thabiso Letsaoana	Logistics & Warehouse
Mpho Molope	Logistics & Warehouse

Recommendations for corrections, additions or deletions should be addressed to the:

R&D Chief Engineer
City Power Johannesburg (SOC) Ltd
P O Kiosk 38766
Booyens
2016

INTRODUCTION

Street lighting luminaires are used for the lighting of public thoroughfares and roadways, contributing to road safety as well as public safety. The reliability and safety of these luminaires have a direct impact on levels of customer satisfaction as well as quality of supply.

1. SCOPE

This specification covers City Power's requirements for the manufacture, testing, supply and delivery of street lighting luminaires in accordance with ARP 035.

2. NORMATIVE REFERENCES

The following documents contain provisions that, through reference in the text, constitute requirements of this specification. At the time of publication, the editions indicated were valid. All standards and specifications are subject to revision, and parties to agreements based on this specification are encouraged to investigate the possibility of applying the most recent editions of the documents listed below.

SANS 60529: Degrees of protection provided by enclosures (IP Code)

ARP 035:2014: Guidelines for the installation and Maintenance of street lighting

SANS 121 Hot dip galvanized coatings on fabricated iron and steel articles – Specifications and test methods

SANS 475 Luminaires for interior lighting, street lighting and floodlighting – Performance requirements

SANS 1088 Luminaires entry and spigots

SANS 1507-1 Electric cables with extruded solid dielectric insulation for fixed installations (300/500V to 1 900/3 300V) – Part 1: General

SANS 1507-2 Electric cables with extruded solid dielectric insulation for fixed installations (300/500V to 1 900/3 300V) – Part 2: Wiring cables

SANS 1507-3 Electric cables with extruded solid dielectric insulation for fixed installations (300/500V to 1 900/3 300V) – Part 3: PVC distribution cables

SANS 10098 – 1 Public lighting – Part 1; the lighting of public thoroughfares.

SANS 60598/ Luminaires – Part 1: General requirements and tests

SANS 60598/ Luminaires – Part 2-3: Particular requirements –

SANS 60598-2-3 Luminaires for road and street lighting

OHSACT (ACT 85 of 1993) Occupational Health and Safety ACT and Regulations

CP_TSSPEC_012, Specification for photoelectric control units [PECU]

3. DEFINITIONS AND ABBREVIATIONS

As per the documents listed above

4. REQUIREMENTS

4.1. General Construction

20.07.3 Luminaire

- 4.1.1.1 The luminaire should be robustly constructed from marine grade (LM6) die cast aluminium to prevent undue deterioration in its safe operation or appearance during normal life when operated in climatic conditions prevailing in the country. Bidders shall submit a metallurgical report from an independent metallurgist confirming the grade of aluminium for all luminaires offered.
- 4.1.1.2 The luminaire should be designed to enable ease of maintenance and replacement on site of the LED photometric engine without having to remove the whole luminaire, to allow integration of future technological development of the LEDs and power supply.
- 4.1.1.3 The LED optical unit should be completely sealed with a smooth, clear tempered glass protector, or impact resistant, non-degrading, material, to IP 66 tightness to maintain its photometric performance over its rated life,
- 4.1.1.4 Attachment of the luminaire base casting to its bracket arm should be by means of at least two stainless steel M8 grub screws into stainless steel sockets or any other methods to prevent cathodic corrosion between stainless steel and aluminium. The attachment of the luminaire should be designed to withstand wind speeds of up to 150km/h on the projected surface of the luminaires, without due deflection.
- 4.1.1.5 The luminaires shall be delivered completely assembled with housing, driver, and LED module.
- 4.1.1.6 The luminaires shall be designed such that no maintenance and/or replacement of the LED module, driver and/or any other component shall be required for at least ten years.
- 4.1.1.7 The luminaires shall at minimum consume 55% less energy (input power) when compared to the luminaire they are designed to replace.
- 4.1.1.8 Due attention shall be paid to accessibility of parts and to other requirements necessary for efficient maintenance and cleaning, where required. If screws are used to secure covers, they shall be held captive when opened.
- 4.1.1.9 Small components such as toggle clips, bolts, screws, nuts and washers shall be manufactured of stainless steel (grade 304 or better).
- 4.1.1.10 Fixing devices, junctions, lips and the like shall be designed to shed water. Pockets and ledges in which condensation may accumulate shall be avoided.
- 4.1.1.11 The optical unit should be completely sealed with a smooth, clear tempered glass protector or impact resistant, non-degrading material to IP66 tightness to maintain its photometric performance over the rated life.
- 4.1.1.12 The driver shall be mounted internally and be replaceable with the aid of commonly available hand tools.
- 4.1.1.13 The LED module or array shall be designed in such a way that the failure of one LED shall not cause additional LED's to switch off.

- 4.1.1.14 The luminaire shall be so designed that there is sufficient space to permit repairs, replacement of components and reassembly without difficulty and without the removal of the luminaire from its mounting.
- 4.1.1.15 The control gear should be housed within the body of the luminaire in separate gear compartment sealed with a hinged, non-corrosive lid. Covers and other parts that provide protection against electric shock should have adequate mechanical strength and should be reliably secured so that they will not work while in service.
- 4.1.1.16 The gasket shall be fitted into the groove in the housing and shall be kept in place by a tongue provided on the diffuser, thus ensuring the integrity of the IP66 rating. Further, the gasket shall not work loose during maintenance of the luminaire.
- 4.1.1.17 Luminaires shall have a data or a marking that is only visible with the use of UV light some kind of identification marks showing that it is the property of City Power and the label shall be visible on the exterior of the luminaire. The label shall be durable and not removable except by determined and deliberate actions. The inscriptions shall be legible and indelible.
- 4.1.1.18 The supply cable shall be extended outside of the driver housing compartment with a provision of clip on cable.
- 4.1.1.19 The supplier shall provide 0.5metres (1.5mm) of cable from the luminaire terminals exiting the luminaire with a connector for the supply cable, if the supply cable does not reach the terminals of the luminaire.
- 4.1.1.20 Luminaires shall be installed with compatible non-corroding spirit level gauge which shall be used to level the luminaire when being installed.
- 4.1.1.21 Luminaires shall be fitted with a 7 pin National Electrical Manufacturers Association (NEMA) receptacle/base into which control unit shall be inserted on top of the luminaire for future connection.
- 4.1.1.22 Luminaires shall be fitted with components that are compatible for use with a street lighting management system.

4.2. Electrical requirements

- 4.2.1 The LED module driver(s) should be suitable for operation with the specified rating of the luminaire on a 185 – 265V, 50Hz single phase system and maximum output current of 350mA. All control gear components should be mounted on a removable gear tray to facilitate ease of maintenance.
- 4.2.2 The luminaire shall operate at a power factor of 0.95 or higher and the harmonic distortion levels shall be limited so as to not cause interference on the electrical network.
- 4.2.3 The power supply or driver compartment shall be so designed that there is sufficient space to permit repairs, replacement of components and reassembly without difficulty and without the removal of the luminaire from its mounting.
- 4.2.4 The luminaire should incorporate a surge protection device mounted inside the gear compartment to withstand surges of up to 10KV /10kA and should be easily replaceable. The surge protection device shall fail in open circuit mode to protect the luminaire from further surges.

4.3. Thermal management

- 4.3.1 The cooling fins should be designed in such a manner to prevent the accumulation of dirt, thus ensuring the continuous effective cooling.
- 4.3.2 Heat from the LED source should take the shortest path to the exterior by direct conduction or any other reliable form of cooling that will not compromise the useful life of the LEDs.
- 4.3.3 The printed circuit board (PCBs) should be fitted with temperature sensor that reduces the current to prevent any accidental overheating of the LEDs at higher than rated temperatures.
- 4.3.4 The Power Supply (driver) should incorporate a thermal switch to prevent exceeding the case temperature for maximum life time of equipment.
- 4.3.5 Full details of how the luminaire manages its temperature and the effect on lumen maintenance at various operating temperatures shall be supplied with the bid.

4.4. Photometric requirements

- 4.4.1 Luminaires should be photo metered according to the C-Gamma system as detailed in CIE Publication NO.27. For LED luminaires with non-replaceable LED modules, the intensity values shall be given in candela.
- 4.4.2 The results should be published in an intensity distribution table, indicating the intensity in cd/klm at each horizontal and vertical angle. This intensity distribution table should be converted by an accredited test facilitator luminaire supplier (or both) into a suitable electronic, format for use with any of the commercially viable computer programs.
- 4.4.3 The reflector system should be designed in such a way that the area of maximum intensity is within 45 °- 65° from the downwards vertical and 5 °- 25° horizontal towards the street side from the axis parallel to the road axis. This will allow maximum spacing to mounting height ratios without the need for outreach arms, whilst at the same time controlling the glare of the installation. Ideally, luminaires should have zero intensity above the horizontal.
- 4.4.4 The luminaire shall have high power LEDs with a colour temperature between 4 000K to 5 000K.
- 4.4.5 The total system efficiency shall be at least 140lm/W operating at an ambient performance temperature (Ta) of 35°C.
- 4.4.6 The manufacturer shall indicate the time it takes for the LED streetlight luminaire to reach L90, L80, L70 and L50, which is the time it takes for the LED to reach 90%, 80%, 70% and 50% light output.

4.5. Control gear

The LED lumen properties are usually described as a function of current, but not a function of voltage. The constant voltage source driver cannot guarantee the consistency of the LED brightness and affect the reliability of the LED life and lumen maintenance.

Therefore, a constant current source driver is mandatory with dimming capabilities. Additionally, the predicted lifetime of such an LED control gear should match the lifetime of the LED.

4.6. Terminal blocks

Where luminaries are fitted with supply incoming terminal blocks, the terminal blocks shall be independently fixed and fastened to the body of the luminaire or to the mounting plate. The terminal blocks shall be capable of accepting two 2,5 mm conductors each.

4.7. Provision for Earthing

- 4.7.1 The luminaire shall be earthed in accordance with clause 13 of the Electrical Machinery Regulations of the OSH Act (Act 85 of 1993).
- 4.7.2 The earthing of the luminaire shall comply with sub clause 7.2 of IEC 60598 – 1. All parts of an earth terminal shall be made of brass or other corrosion resistant metal and the contact surface shall be bare metal and not be painted or varnished surfaces.
- 4.7.3 Metal parts of luminaires which may become alive in the event of an insulation fault and which are not accessible when the luminaire is mounted but liable to come into contact with the supporting surface shall be permanently and reliably connected to an earthing terminal.
- 4.7.4 Luminaire with detachable parts provided with connectors and similar connection devices, the earth connection shall be made before the current-carrying contacts are made and the current-carrying contacts shall separate before the earth connection is broken.
- 4.7.5 All earth connections shall be effected by means of suitable lugs appropriately made to avoid all possibility of electrolytic corrosion.
- 4.7.6 An earth connection shall be provided in all instances, even if the luminaire is fully insulated and even if all conductive parts, which could become alive in the event of insulation fault, are not accessible.
- 4.7.7 Protection against electric shock shall be provided for all methods and positions of installation in normal use. Protection shall also be maintained after removal of all parts which can be removed by hand, except those parts of lamp holders specified in SANS/ IEC 60598 – 1.

4.8. Wiring

- 4.8.1 The internal wiring of the luminaire shall be flexible and suitably insulated to withstand the voltage and maximum temperature to which is subjected to in service. Wiring shall comply with the requirements stipulated in SANS/ IEC 60598-1.
- 4.8.2 Wiring to the LED module shall be suitably sealed to prevent ingress of insects into the LED module compartment.

4.9. Requirements for luminaires with battery and solar panels

4.9.1 PV (Photovoltaic) cell

The plant shall be made from glass material and no glass tubes will be acceptable.

- 4.9.1.1 The PV plant shall be as part of the luminaire housing.
- 4.9.1.2 The plant should be cable of charging the batteries rated at 12/24V.
- 4.9.1.3 The PV plant should be able to withstand all environmental conditions (UV, hail, winds etc.)
- 4.9.1.4 The life expectancy of the plant should be 10 years

4.9.2 Batteries

- 4.9.2.1 The batteries shall be lithium.
- 4.9.2.2 The batteries shall be mounted on the pole.
- 4.9.2.3 The life expectancy shall be a minimum of 10 years.
- 4.9.2.4 The batteries shall be rated at 12/24V and capable of discharging for a minimum of 12 hrs daily.

4.10. Guarantee

- 4.10.1 Suppliers shall guarantee each street lighting luminaire for a minimum period of ten years from the date of manufacture. Street lighting luminaires bearing a date of manufacture exceeding four (4) months prior to the date of delivery shall not be accepted.

- 4.10.2 This guarantee is primarily intended to be a material and performance guarantee. This means that if any luminaire is unsuitable for use, or its IP ratings are compromised within a period of ten years from date of delivery, it shall be replaced free of charge by the manufacturer.
- 4.10.3 Where any dispute arises between the bidder and City Power as to interpretation of any of the above clauses relating to the guarantee required, the matter shall be referred to an independent panel from IESSA (Illumination Engineering Society of South Africa).
- 4.10.4 City Power may subject the sample provided to further testing at an independent test lab to verify the tests values provided on a report.
- 4.10.5 All luminaires offered shall have a minimum guarantee period of ten (10) years. The scope of guarantee shall include luminaire housing, driver/power supply, and LED module. Luminaires which fail within the guarantee period as a result of poor design, manufacturing and/or poor material components shall be replaced free of charge by the service provider.
- 4.10.6 All the luminaires shall remain the property of the City Power once installed on site and there shall never be removed without any written permission.

4.11. Test

4.11.1 Type test

The following test reports shall be submitted with the bid documents and failure to submit the reports shall result in automatic rejection of the offer:

4.11.1.1 Type test reports to proof luminaire compliance to SANS/IEC 60598 -1, SANS/IEC 60598-2-3 and SANS/IEC 475.

4.11.1.2 The test reports above shall have been issued by SABS or a test authority accredited by SANAS. International test reports (e.g. KEMA) shall be acceptable provided details of the international accreditation body and details of accreditation are supplied.

4.11.1.3 The performance test reports shall include the following:

- a) Photometric test
- b) Endurance test and thermal test
- c) Resistance to corrosion
- d) Insulation resistance and electric strength
- e) Humidity test
- f) Mechanical strength test
- g) Electrical test
- h) IP rating test
- i) Power factor

4.11.1.4 The special test reports shall include the following:

- a) Colour temperature
- b) Luminaire efficacy

4.11.1.5 Design data

- a) For a 70W and 100W equivalence energy efficient light at a driving current of not more than 350mA
 - Pole type A2(5m, 4m Mounting Height), A4(7,2m; 6m MH), A7 (9,2m; 8m MH) and S3 (9,2m 2m Over hang; 8m MH)
 - Pole spacing of 25 to 30
 - Type of roads A2, A3, A4,B1,B2 and B3
- b) For a 250W and 400W equivalence energy efficient light at a driving current of not more than 350mA

- Pole type A5(13,8m;12m MH), A6(11,5m; 10m MH), S1(11,5m 2m Over hang; 10m MH), S2(11,5m 3m Over hang; 10m MH) and High Mast (15 to 30m high)
- Pole spacing of 30 to 40
- Type of roads A1, A2, A3 and A4

4.11.2 Routine tests

The factory routine test reports shall be submitted with the bid documents and failure to submit the reports shall result in automatic rejection of the offer:

4.12. Marking and Packaging

- 4.12.1 Each luminaire shall be individually packed in a sturdy cardboard box in order to prevent damage during handling, transportation and storage. The cartons shall be clearly marked with the appropriate description of the luminaire contained therein.
- 4.12.2 Each luminaire shall be marked, by means of a suitable sticker or similar, in 25 mm lettering, with the rated wattage of the luminaire. In addition each luminaire shall be marked with a coloured dot indicating the type of lamp with which a luminaire is designed to be used. The diameter of the dot shall not be less than 20 mm.
- 4.12.3 The colours shall be as close as possible to primary colours and shall be heat-resistant and shall not fade for the duration of the life of the luminaire. Since the dots will be exposed to weather, the stickers should be of a material suitable for use in this application e.g. UV stabilised vinyl. Luminaires not colour-coded will be rejected.
- 4.12.4 Luminaires marked by means of an appropriately coloured sticker instead of a separate dot shall also be acceptable.

4.13. Documentation

- 4.13.1 Full technical information and descriptive literature relating to the items offered shall be submitted in order that the items can be fully evaluated.
- 4.13.2 Test reports in English from an independent accredited body.
- 4.13.3 Full technical and descriptive details, relating to the luminaires offered shall be submitted so that the offer can be fully evaluated. This shall include, but not limited to the following details:
 - a) Manufacture and country of origin
 - b) Name of LED luminaire
 - c) Catalogue number of the luminaire
 - d) Standards to which luminaire comply (SANS / IEC)
 - e) Luminaire type test reports (From an accredited testing laboratory)
 - f) Luminaire special test reports (From an accredited testing laboratory)
 - g) Actual design data and results, and luminaire data files
 - h) Mortality curves
 - i) Dimension and weight of luminaire
 - j) Proof of calculation to achieve 55% savings
 - k) Details of cooling mechanism of luminaire to adequately dissipate heat
 - l) Lifespan of LED module driver and LED Module
 - m) State quantities already installed in South Africa

Failure to submit the information requested shall result in automatic rejection of the proposal.

5. TRAINING

5.1 The following certified training courses shall be offered for City Power's staff:

- a) Correct handling and care of the luminaires; and
- b) Correct and safe installation and maintenance of the luminaires.

5.2 The associated costs for the certified training courses shall be given per person and shall be fixed for the period of the contract.

6. QUALITY ASSURANCE

A quality management system shall be set up in order to assure the quality of the luminaires during manufacture, installation, removal, transportation and disposal of scrap material/Waste/E-waste. Guidance on the requirements for a quality management system may be found in the following standards: ISO 9001:2015. The details shall be subject to agreement between the purchaser and supplier.

7. ENVIRONMENTAL MANAGEMENT

An environmental management plan shall be set up in order to ensure the proper environmental management and compliance of the luminaires is adhered to during manufacture, installation, removal, transportation and disposal of scrap material/Waste/E-waste. Guidance on the requirements for an environmental management system shall be found in ISO 14001:2015 standards. The details shall be subject to agreement between City Power and the Supplier. This is to ensure that the asset created conforms to environmental standards and City Power SHERQ Policy.

8. HEALTH AND SAFETY

A health and safety plan shall be set up in order to ensure proper management and compliance of the luminaires during manufacture, installation, removal, transportation and disposal of scrap material/Waste/E-waste. Guidance on the requirements of a health and safety plan shall be found in ISO 45001:2018 standards. The details shall be subject to agreement between City Power and the Supplier.

Revision information

DATE	REV. NO.	NOTES
26.11.2019	3	General editing
15.05.2022	4	General editing
20.07.2022	5	Removed clause 4.11: Samples
27.09.2022	6	Addition of B type roads
30.01.2023	7	General editing

TECHNICAL SCHEDULES A & B:

**ITEM No. 1 SAP No. 3533: LED Streetlight Luminaire – Equivalence of the 70 Watt HPS/T
streetlight luminaire**

Schedule A: Purchaser's specific requirements

Schedule B: Guarantees and technical particulars of equipment offered

Item	Technical Details	Schedule A	Schedule B
1	Name of LED streetlight luminaire manufacturer	Required	
2	Place of manufacture	Required	
3	Manufacturer's identification reference	Required	
4	Type of luminaire	LED	
5	Standard to which LED luminaire complies	Specify	
6	Luminaire installation inclination angle	Required	
7	Nominal flux at Tq of 35°C	4340lm (minimum)	
8	Class and type of luminaire	Class 1 of IEC 60598 – 1 and totally enclosed type	
9	Streetlight luminaire to be replaced	70W HPS	
10	Rated Wattage of the equivalent luminaire	31W (maximum)	
11	Mass of luminaire	15kg (maximum)	
12	Colour temperature	Between 4 000K-5 000K	
13	Luminaire efficacy (lm/W)	140lm/W (minimum)	
14	Colour rendering index	70 (minimum)	
15	Lighting design standard to comply	ARP 035	
16	Minimum energy saving by LED luminaire compared to 70W HPS streetlight	55% (minimum)	
17	Lumen depreciation of LED luminaire after 60 000 hours of operation	80% of initial lumens	
18	Degree of protection to SANS 60529		
	a) LED module compartment	IP66 (minimum)	
	b) Driver/power supply compartment	IP66 (minimum)	
19	Material of LED luminaire housing	LM 6 die cast aluminium	
20	Does luminaire have a heat sink	Required	
21	Location of LED driver	Inside the luminaire housing	
22	Is the driver accessible and replaceable with the aid of commonly available hand tools?	Yes (Required)	
23	Is provision of clip on cable externally to the driver compartment?	Yes (Required)	
24	Type and nominal size of spigot entry	Side entry, Inside diameter of 42 mm	
25	Maximum length of spigot entry	125mm	

Note: Ticks, Cross [✓, X], Astrick [*], Word [Noted] or TBA ["To Be Advice"] will not be accepted

Tender Number: _____

**SPECIFICATION FOR ENERGY
EFFICIENT STREET
LIGHTING LUMINAIRES**

REFERENCE

REV

CP_TSSPEC_231

7

PAGE 14 OF 26

Bidder's Authorised Signatory: _____ Name in block
letter _____ Signature _____

Full name of company: _____

TECHNICAL SCHEDULES A & B:

**ITEM No. 1 SAP No. 3533: LED Streetlight Luminaire – Equivalence of the 70 Watt HPS/T
streetlight luminaire continues**

Schedule A: Purchaser's specific requirements

Schedule B: Guarantees and technical particulars of equipment offered

Item	Description	Schedule A	Schedule B
26	Driver		
26.1	Driver make	Required	
26.2	Voltage range of driver	Required	
26.3	Type of driver or power supply	Dimmable	
26.4	Driver current	350mA	
26.5	Power factor of the power supply	0,95 lagging (minimum)	
26.6	Operating frequency	50 Hz (input)	
26.7	Surge (transient) protection	Required (specify)	
27	Is the luminaire fitted with NEMA base socket?	Yes (required)	
28	Protector Lens		
28.1	Material of protector lens	High impact glass or acrylic	
28.2	Material of gasket	silicon	
28.3	Material of small metal components	Stainless steel	
28.4	IP rating	66	
29	LED module life span – Operating hours	100000 Hours	
30	Driver life span – Operating hours	Required	
31	Luminaire Life Expectancy	20 Years (minimum)	
32	Guarantee period required and offered	10 Years (minimum)	
33	Photometric data enclosed	Required	
34	Material safety datasheet attached	Required	
35	Test reports submitted	Required	
36	Special test reports submitted	Required	
37	Designs submitted	XXXXXX	XXXXXX
38	Data dot and labelling	Required	

Note: Ticks, Cross [√, X], Astrick [*], Word [Noted] or TBA ["To Be Advice"] will not be accepted

Tender Number: _____

Bidder's Authorised Signatory: _____

**SPECIFICATION FOR ENERGY
EFFICIENT STREET
LIGHTING LUMINAIRES**

REFERENCE

REV

CP_TSSPEC_231

7

PAGE

15

OF

26

Name in block letter _____ Signature _____

Full name of company: _____

DEVIATION SCHEDULE:

**ITEM No 1.SAP NO:3533: LED Streetlight Luminaire – Equivalence of the 70
Watt HPS/T streetlight luminaire**

Any deviations offered to this specification shall be listed below with reasons for deviation. In addition, evidence shall be provided that the proposed deviation will at least be more cost-effective than that specified by City Power.

Item No.	Sub-clause of CP_TSSPEC_231	Proposed deviation

Tender Number: _____

Bidder's Authorised Signatory: _____

Name in block letter _____ Signature _____

Full name of company: _____

TECHNICAL SCHEDULES A & B:

**ITEM No. 2 SAP No. 3532: LED Streetlight Luminaire – Equivalence of the 100 Watt HPS/T
streetlight luminaire**

Schedule A: Purchaser's specific requirements

Schedule B: Guarantees and technical particulars of equipment offered

Item	Technical Details	Schedule A	Schedule B
1	Name of LED streetlight luminaire manufacturer	Required	
2	Place of manufacture	Required	
3	Manufacturer's identification reference	Required	
4	Type of luminaire	LED	
5	Standard to which LED luminaire complies	Specify	
6	Luminaire installation inclination angle	Required	
7	Nominal flux at Tq of 35°C	6300lm (minimum)	
8	Class and type of luminaire	Class 1 of IEC 60598 – 1 and totally enclosed type	
9	Streetlight luminaire to be replaced	100W HPS	
10	Rated Wattage of the equivalent luminaire	45W (maximum)	
11	Mass of luminaire	15kg (maximum)	
12	Colour temperature	Between 4 000K-5 000K	
13	Luminaire efficacy (lm/W)	140lm/W (minimum)	
14	Colour rendering index	70 (minimum)	
15	Lighting design standard to comply	ARP 035	
16	Minimum energy saving by LED luminaire compared to 100W HPS streetlight	55% (minimum)	
17	Lumen depreciation of LED luminaire after 60 000 hours of operation	80% of initial lumens	
18	Degree of protection to SANS 60529		
	a) LED module compartment	IP66 (minimum)	
	b) Driver/power supply compartment	IP66 (minimum)	
19	Material of LED luminaire housing	LM 6 die cast aluminium	
20	Does luminaire have a heat sink	Required	
21	Location of LED driver	Inside the luminaire housing	
22	Is the driver accessible and replaceable with the aid of commonly available hand tools	Yes (Required)	
23	Is provision of clip on cable externally to the driver compartment?	Yes (Required)	
24	Type and nominal size of spigot entry	Side entry, Inside diameter of 42 mm	
25	Maximum length of spigot entry	125mm	

Note: Ticks, Cross [√, X], Astrick [*], Word [Noted] or TBA ["To Be Advice"] will not be accepted

Tender Number: _____

**SPECIFICATION FOR ENERGY
EFFICIENT STREET
LIGHTING LUMINAIRES**

REFERENCE

REV

CP_TSSPEC_231

7

PAGE 17 OF 26

Bidder's Authorised Signatory: _____

Name in block letter _____ Signature _____

Full name of company: _____

TECHNICAL SCHEDULES A & B:

**ITEM No. 2 SAP No. 3532: LED Streetlight Luminaire – Equivalence of the 100 Watt HPS/T
streetlight luminaire continues**

Schedule A: Purchaser's specific requirements

Schedule B: Guarantees and technical particulars of equipment offered

Item	Description	Schedule A	Schedule B
26	Driver		
26.1	Driver make	Required	
26.2	Voltage range of driver	Required	
26.3	Type of driver or power supply	Dimmable	
26.4	Driver current	350mA	
26.5	Power factor of the power supply	0,95 lagging (minimum)	
26.6	Operating frequency	50 Hz (input)	
26.7	Surge (transient) protection	Required (specify)	
27	Is the luminaire fitted with NEMA base socket?	Yes (required)	
28	Protector Lens		
28.1	Material of protector lens	High impact glass or acrylic	
28.2	Material of gasket	silicon	
28.3	Material of small metal components	Stainless steel	
28.4	IP rating	66	
29	LED module life span – Operating hours	100000 Hours	
30	Driver life span – Operating hours	Required	
31	Luminaire Life Expectancy	20 Years (minimum)	
32	Guarantee period required and offered	10 Years (minimum)	
33	Photometric data enclosed	Required	
34	Material safety datasheet attached	Required	
35	Test reports submitted	Required	
36	Special test reports submitted	Required	
37	Designs submitted	XXXXXX	XXXXXX
38	Data dot and labelling	Required	

Note: Ticks, Cross [√, X], Astrick [*], Word [Noted] or TBA ["To Be Advice"] will not be accepted

Tender Number: _____

Bidder's Authorised Signatory: _____

**SPECIFICATION FOR ENERGY
EFFICIENT STREET
LIGHTING LUMINAIRES**

REFERENCE

REV

CP_TSSPEC_231

7

PAGE

18

OF

26

Name in block letter _____ Signature _____

Full name of company: _____

DEVIATION SCHEDULE:

**ITEM No 2.SAP NO: 3532 :LED Streetlight Luminaire – Equivalence of the 100
Watt HPS/T streetlight luminaire**

**Any deviations offered to this specification shall be listed below with reasons for deviation.
In addition, evidence shall be provided that the proposed deviation will at least be more cost-
effective than that specified by City Power.**

Item No.	Sub-clause of CP_TSSPEC_231	Proposed deviation

Tender Number: _____

Bidder's Authorised Signatory: _____

Name in block letter _____ Signature _____

Full name of company: _____

TECHNICAL SCHEDULES A & B:

**ITEM No. 3 SAP No. 3531: LED Streetlight Luminaire – Equivalence of the 250 Watt HPS/T
streetlight luminaire**

Schedule A: Purchaser's specific requirements

Schedule B: Guarantees and technical particulars of equipment offered

Item	Technical Details	Schedule A	Schedule B
1	Name of LED streetlight luminaire manufacturer	Required	
2	Place of manufacture	Required	
3	Manufacturer's identification reference	Required	
4	Type of luminaire	LED	
5	Standard to which LED luminaire complies	Specify	
6	Luminaire installation inclination angle	Required	
7	Nominal flux at Tq of 35°C	15820lm (minimum)	
8	Class and type of luminaire	Class 1 of IEC 60598 – 1 and totally enclosed type	
9	Streetlight luminaire to be replaced	250W HPS	
10	Rated Wattage of the equivalent luminaire	113W (maximum)	
11	Mass of luminaire	15kg (maximum)	
12	Colour temperature	Between 4 000K-5 000K	
13	Luminaire efficacy (lm/W)	140lm/W (minimum)	
14	Colour rendering index	70 (minimum)	
15	Lighting design standard to comply	ARP 035	
16	Minimum energy saving by LED luminaire compared to 250W HPS streetlight	55% (minimum)	
17	Lumen depreciation of LED luminaire after 60 000 hours of operation	80% of initial lumens	
18	Degree of protection to SANS 60529		
	a) LED module compartment	IP66 (minimum)	
	b) Driver/power supply compartment	IP66 (minimum)	
19	Material of LED luminaire housing	LM 6 die cast aluminium	
20	Does luminaire have a heat sink	Required	
21	Location of LED driver	Inside the luminaire housing	
22	Is the driver accessible and replaceable with the aid of commonly available hand tools?	Yes (Required)	
23	Is provision of clip on cable externally to the driver compartment?	Yes (Required)	
24	Type and nominal size of spigot entry	Side entry, Inside diameter of 42 mm	
25	Maximum length of spigot entry	125mm	

Note: Ticks, Cross [√, X], Astrick [*], Word [Noted] or TBA ["To Be Advice"] will not be accepted

Tender Number: _____

**SPECIFICATION FOR ENERGY
EFFICIENT STREET
LIGHTING LUMINAIRES**

REFERENCE

REV

CP_TSSPEC_231

7

PAGE **20** OF **26**

Bidder's Authorised Signatory: _____

Name in block letter _____ Signature _____

Full name of company: _____

TECHNICAL SCHEDULES A & B:

**ITEM No. 3 SAP No. 3531: LED Streetlight Luminaire – Equivalence of the 250 Watt HPS/T
streetlight luminaire continues**

Schedule A: Purchaser's specific requirements

Schedule B: Guarantees and technical particulars of equipment offered

Item	Description	Schedule A	Schedule B
26	Driver		
26.1	Driver make	Required	
26.2	Voltage range of driver	Required	
26.3	Type of driver or power supply	Dimmable	
26.4	Driver current	350mA	
26.5	Power factor of the power supply	0,95 lagging (minimum)	
26.6	Operating frequency	50 Hz (input)	
26.7	Surge (transient) protection	Required (specify)	
27	Is the luminaire fitted with NEMA base socket?	Yes (required)	
28	Protector Lens		
28.1	Material of protector lens	High impact glass or acrylic	
28.2	Material of gasket	silicon	
28.3	Material of small metal components	Stainless steel	
28.4	IP rating	66	
29	LED module life span – Operating hours	100000 Hours	
30	Driver life span – Operating hours	Required	
31	Luminaire Life Expectancy	20 Years (minimum)	
32	Guarantee period required and offered	10 Years (minimum)	
33	Photometric data enclosed	Required	
34	Material safety datasheet attached	Required	
35	Test reports submitted	Required	
36	Special test reports submitted	Required	
37	Designs submitted	Required	
38	Data dot and labelling	Required	

Note: Ticks, Cross [√, X], Astrick [*], Word [Noted] or TBA ["To Be Advice"] will not be accepted

Tender Number: _____

**SPECIFICATION FOR ENERGY
EFFICIENT STREET
LIGHTING LUMINAIRES**

REFERENCE

REV

CP_TSSPEC_231

7

PAGE

21

OF

26

Bidder's Authorised Signatory: _____

Name in block letter _____ Signature _____

Full name of company: _____

DEVIATION SCHEDULE:

**ITEM No. 3:SAP NO:3531 : : LED Streetlight Luminaire – Equivalence of the
250 Watt HPS/T streetlight luminaire**

Any deviations offered to this specification shall be listed below with reasons for deviation. In addition, evidence shall be provided that the proposed deviation will at least be more cost-effective than that specified by City Power.

Item No.	Sub-clause of CP_TSSPEC_231	Proposed deviation

Tender Number: _____

Bidder's Authorised Signatory: _____

Name in block letter _____ Signature _____

Full name of company: _____

TECHNICAL SCHEDULES A & B:

**ITEM No. 4 SAP No. 3534: LED Streetlight Luminaire – Equivalence of the 400 Watt HPS/T
streetlight luminaire**

Schedule A: Purchaser's specific requirements

Schedule B: Guarantees and technical particulars of equipment offered

Item	Technical Details	Schedule A	Schedule B
1	Name of LED streetlight luminaire manufacturer	Required	
2	Place of manufacture	Required	
3	Manufacturer's identification reference	Required	
4	Type of luminaire	LED	
5	Standard to which LED luminaire complies	Specify	
6	Luminaire installation inclination angle	Required	
7	Nominal flux at Tq of 35°C	25200lm (minimum)	
8	Class and type of luminaire	Class 1 of IEC 60598 – 1 and totally enclosed type	
9	Streetlight luminaire to be replaced	400W HPS	
10	Rated Wattage of the equivalent luminaire	180W (maximum)	
11	Mass of luminaire	15kg (maximum)	
12	Colour temperature	Between 4 000K-5 000K	
13	Luminaire efficacy (lm/W)	140lm/W (minimum)	
14	Colour rendering index	70 (minimum)	
15	Lighting design standard to comply	ARP 035	
16	Minimum energy saving by LED luminaire compared to 400W HPS streetlight	55% (minimum)	
17	Lumen depreciation of LED luminaire after 60 000 hours of operation	80% of initial lumens	
18	Degree of protection to SANS 60529		
	a) LED module compartment	IP66 (minimum)	
	b) Driver/power supply compartment	IP66 (minimum)	
19	Material of LED luminaire housing	LM 6 die cast aluminium	
20	Does luminaire have a heat sink	Required	
21	Location of LED driver	Inside the luminaire housing	
22	Is the driver accessible and replaceable with the aid of commonly available hand tools?	Yes (Required)	
23	Is provision of clip on cable externally to the driver compartment?	Yes (Required)	
24	Type and nominal size of spigot entry	Side entry, Inside diameter of 42 mm	
25	Maximum length of spigot entry	125mm	

Note: Ticks, Cross [√, X], Astrick [*], Word [Noted] or TBA ["To Be Advice"] will not be accepted

Tender Number: _____

**SPECIFICATION FOR ENERGY
EFFICIENT STREET
LIGHTING LUMINAIRES**

REFERENCE

REV

CP_TSSPEC_231

7

PAGE 23 OF 26

Bidder's Authorised Signatory: _____

Name in block letter _____ Signature _____

Full name of company: _____

TECHNICAL SCHEDULES A & B:

**ITEM No. 4 SAP No. 3534: LED Streetlight Luminaire – Equivalence of the 400 Watt HPS/T
streetlight luminaire continues**

Schedule A: Purchaser's specific requirements

Schedule B: Guarantees and technical particulars of equipment offered

Item	Description	Schedule A	Schedule B
26	Driver		
26.1	Driver make	Required	
26.2	Voltage range of driver	Required	
26.3	Type of driver or power supply	Dimmable	
26.4	Driver current	350mA	
26.5	Power factor of the power supply	0,95 lagging (minimum)	
26.6	Operating frequency	50 Hz (input)	
26.7	Surge (transient) protection	Required (specify)	
27	Is the luminaire fitted with NEMA base socket?	Yes (required)	
28	Protector Lens		
28.1	Material of protector lens	High impact glass or acrylic	
28.2	Material of gasket	silicon	
28.3	Material of small metal components	Stainless steel	
28.4	IP rating	66	
29	LED module life span – Operating hours	100000 Hours	
30	Driver life span – Operating hours	Required	
31	Luminaire Life Expectancy	20 Years (minimum)	
32	Guarantee period required and offered	10 Years (minimum)	
33	Photometric data enclosed	Required	
34	Material safety datasheet attached	Required	
35	Test reports submitted	Required	
36	Special test reports submitted	Required	
37	Designs submitted	Required	
38	Data dot and labelling	Required	

Note: Ticks, Cross [√, X], Astrick [*], Word [Noted] or TBA ["To Be Advice"] will not be accepted

Tender Number: _____

Bidder's Authorised Signatory: _____

**SPECIFICATION FOR ENERGY
EFFICIENT STREET
LIGHTING LUMINAIRES**

REFERENCE

REV

CP_TSSPEC_231

7

PAGE

24

OF

26

Name in block letter _____ Signature _____

Full name of company: _____

DEVIATION SCHEDULE: ITEM No. 4

**ITEM No 4. SAP NO 3534: LED Streetlight Luminaire – Equivalence of the 400
Watt HPS/T streetlight luminaire**

Any deviations offered to this specification shall be listed below with reasons for deviation. In addition, evidence shall be provided that the proposed deviation will at least be more cost-effective than that specified by City Power.

Item No.	Sub-clause of CP_TSSPEC_231	Proposed deviation

Tender Number: _____

Bidder's Authorised Signatory: _____

Name in block letter _____ Signature _____

Full name of company: _____

Annex A – Bibliography

Tshwane municipality LED specification
EThekweni Electricity LED specification

ANNEX D - STOCK ITEMS

Material Group: Street lighting

Item	SAP No.	SAP Short Description	SAP Long Description
1	3533	LED streetlight equivalence of the 70 Watt HPS/T	LED streetlight luminaire equivalence of the 70 Watt HPS/T CP_TSSPEC_231
2	3532	LED streetlight equivalence of the 100 Watt HPS/T	LED streetlight luminaire equivalence of the 100 Watt HPS/T CP_TSSPEC_231
3	3531	LED streetlight equivalence of the 250 Watt HPS/T	LED streetlight luminaire equivalence of the 250 Watt HPS/T CP_TSSPEC_231
4	3534	LED streetlight equivalence of 400 Watt HPS/T	LED streetlight luminaire equivalence of the 400 Watt HPS/T CP_TSSPEC_231