	Strategy	Majuba Power Station
---	----------	----------------------

Title: **Tender Technical Evaluation Strategy for Mill Windbox Liner Spares at Majuba Power Station** Document Identifier: **ENG/GEN/STG/68**

Alternative Reference Number: **N/A**

Area of Applicability: **Engineering**




Functional Area: **Boiler Plant**

Revision: **1**

Total Pages: **14**

Next Review Date: **N/A**

Disclosure Classification: **Controlled Disclosure**

Compiled by	Functional Responsibility	Authorized by
		
<b>Ebrahim Moosa</b> <b>Milling Plant System Engineer</b>	<b>Lindani Madonsela</b> <b>Boiler Engineering Manager</b>	<b>Johan Swanepoel</b> <b>Middle Manager Engineering</b>
Date: 25/06/2024	Date: 02/07/2024	Date: 2024/07/03

## **Content**

### **Page**

1. Introduction.....	4
2. Supporting Clauses .....	4
2.1 Scope.....	4
2.1.1 Purpose.....	4
2.1.2 Applicability .....	4
2.1.3 Effective date.....	4
2.2 Normative/Informative References .....	4
2.2.1 Normative.....	4
2.2.2 Informative.....	5
2.3 Definitions .....	5
2.3.1 Classification .....	5
2.4 Abbreviations .....	5
2.5 Roles and Responsibilities .....	5
2.6 Process for Monitoring.....	5
2.7 Related/Supporting Documents.....	5
3. Tender Technical Evaluation Strategy. ....	6
3.1 Technical Evaluation Threshold.....	6
3.2 TET Members .....	6
3.3 Criteria .....	7
3.3.1 Mandatory Technical Evaluation Criteria .....	7
3.3.2 Qualitative Technical Evaluation Criteria .....	8
3.3.3 TET Member Responsibilities for Part 1 .....	11
3.4 Foreseen Acceptable/ Unacceptable Qualifications.....	12
3.4.1 Risks .....	12
3.4.2 Exceptions/ Conditions .....	12
4. Acceptance.....	14
5. Revisions.....	14
6. Development Team .....	14
7. Acknowledgements .....	14

### **Tables**

Table 1: TET Members .....	6
Table 2: Mandatory Technical Evaluation Criteria .....	7
Table 3: Qualitative Technical Evaluation Criteria for Part 1.....	8
Table 4: TET Member Responsibilities for Part 1 .....	11
Table 5: Acceptable Technical Risks.....	12
Table 6: Unacceptable Technical Risks .....	12

### **CONTROLLED DISCLOSURE**

Table 7: Acceptable Technical Exceptions / Conditions .....	12
Table 8: Unacceptable Technical Exceptions / Conditions .....	13

**CONTROLLED DISCLOSURE**

When downloaded from the document management system, this document is uncontrolled and the responsibility rests with the user to ensure it is in line with the authorized version on the system. No part of this document may be reproduced in any manner or form by third parties without the written consent of Eskom Holdings SOC Ltd, © copyright Eskom Holdings SOC Ltd, Reg No 2002/015527/30

## **1. Introduction**

The purpose of this document is to outline the scope of work that is required for the supply and delivery of mill windbox liners to Majuba Power Station, and the technical evaluation strategy to be followed in placing a contract for acquiring such spares.

## **2. Supporting Clauses**

### **2.1 Scope**

The scope of work entails and the supply and delivery of mill windbox liners to Majuba Power Station located in Mpumalanga, Amersfoort.

#### **2.1.1 Purpose**

The purpose of this tender technical evaluation strategy is to define and serve as a basis for the Mandatory Evaluation Criteria, Qualitative Evaluation Criteria and TET member responsibilities for tender technical evaluations.

#### **2.1.2 Applicability**

This document shall apply to all relevant stakeholders at Majuba Power Station, who are involved with the technical tender evaluation process for the milling plant maintenance contract.

#### **2.1.3 Effective date**

This document is effective from the authorisation date.

### **2.2 Normative/Informative References**

Parties using this document shall apply the most recent edition of the documents listed in the following paragraphs.

#### **2.2.1 Normative**

- [1] 240-168966153 Generation Technical Tender Evaluation Procedure (Rev1)
- [2] ISO 9001 Quality Management Systems
- [3] 32-1034: Eskom Procurement and Supply Chain Management Procedure
- [4] 32-1033: Eskom's Procurement and Supply Chain Management Policy
- [5] 474-13180 Mills and Coal Burners Group Technology Strategic Report 2024 (Rev 1)

### **CONTROLLED DISCLOSURE**

When downloaded from the document management system, this document is uncontrolled and the responsibility rests with the user to ensure it is in line with the authorized version on the system. No part of this document may be reproduced in any manner or form by third parties without the written consent of Eskom Holdings SOC Ltd. © copyright Eskom Holdings SOC Ltd, Reg No 2002/015527/30

### 2.2.2 Informative

[1] Majuba Power Station – Boiler Manuals – Volume 6 – HF Milling Plant

## 2.3 Definitions

Definition	Description

### 2.3.1 Classification

**Controlled Disclosure:** Controlled Disclosure to external parties (either enforced by law, or discretionary)

## 2.4 Abbreviations

Abbreviation	Explanation
CIDB	Construction Industry Development Board
ISO	International Organization for Standardization
KPA	Key Performance Area
KPI	Key Performance Indicator
QCP	Quality Control Plan
TET	Technical Evaluation Team
UCLF	Unplanned Capability Loss Factor

## 2.5 Roles and Responsibilities

As per 240-168966153: Generation Technical Tender Evaluation Procedure

## 2.6 Process for Monitoring

N/A

## 2.7 Related/Supporting Documents

N/A

### **CONTROLLED DISCLOSURE**

When downloaded from the document management system, this document is uncontrolled and the responsibility rests with the user to ensure it is in line with the authorized version on the system. No part of this document may be reproduced in any manner or form by third parties without the written consent of Eskom Holdings SOC Ltd. © copyright Eskom Holdings SOC Ltd, Reg No 2002/015527/30



### **3. Tender Technical Evaluation Strategy.**

#### **3.1 Technical Evaluation Threshold**

The minimum weighted final score (threshold) required for a tender to be considered from a technical perspective is 80%.

N.B. The deviation from procedure is motivated by the fact that the milling plant is a Level 1 plant area. It is recommended to make the threshold for Level 1 plant 80% due to the risk in plant damages, personnel safety and the high repair cost involved. The milling plant maintenance strategy states that the minimum threshold is 80% and not 70% as stated in the Tender Technical Evaluation Procedure due to the criticality of the plant area.

During the first round of evaluations, in the event that no tenderers meet the 80% criteria, but some pass the 70% threshold, the findings are to be reviewed and the minimum threshold shall be reduced to 70% upon agreement of the TET members and commercial representative.

#### **3.2 TET Members**

Table 1: TET Members

<b>TET number</b>	<b>TET Member Name</b>	<b>Designation</b>
TET 1	Ebrahim Moosa	System Engineer: Boiler Engineering
TET 2	Bonginkosi Dlamini	Senior Engineer: Boiler Engineering
TET 3	Mhlengi Mdunge	System Engineer: Boiler Engineering
TET 4	Lindani Madonsela	Line Manager: Boiler Engineering
TET 5	Joseph Selialia	Line Manager: Boiler Maintenance
TET 6	Dimakatso Thobejane	Senior Supervisor Technical Maintenance

#### **CONTROLLED DISCLOSURE**

When downloaded from the document management system, this document is uncontrolled and the responsibility rests with the user to ensure it is in line with the authorized version on the system. No part of this document may be reproduced in any manner or form by third parties without the written consent of Eskom Holdings SOC Ltd. © copyright Eskom Holdings SOC Ltd, Reg No 2002/015527/30

### **3.3 Criteria**

#### **3.3.1 Mandatory Technical Evaluation Criteria**

**Table 2: Mandatory Technical Evaluation Criteria**

	<b>Mandatory Technical Criteria Description</b>	<b>Reference to Technical Specification / Tender Returnable</b>	<b>Motivation for use of Criteria</b>
1.	Quality Management	ISO 9001:2015 Certificate which is active and valid.	Quality management is crucial in the execution of the maintenance work.
2.	Capability to supply mill windbox liners	The supplier to provide a letter to prove the capability of machinery/ equipment to laser cut and drill hard wearing material similar to the windbox liners. The machinery must be able to work with materials up to 500 Brinell Hardness. If the supplier does not directly possess such equipment, a letter stating an agreement with a company that has the necessary equipment will be acceptable, provided there is an agreement to utilise the company possessing the necessary equipment.	The material to be worked with is of high hardness which requires special equipment.
3.	Previous experience of supplying hard wearing material of similar hardness to the windbox liners	Submit proof of previous traceable orders/ contracts that were fulfilled in the past 5 years.	To prove that the contractor has previously worked with similar materials.

#### **CONTROLLED DISCLOSURE**

When downloaded from the document management system, this document is uncontrolled and the responsibility rests with the user to ensure it is in line with the authorized version on the system. No part of this document may be reproduced in any manner or form by third parties without the written consent of Eskom Holdings SOC Ltd, © copyright Eskom Holdings SOC Ltd, Reg No 2002/015527/30

### 3.3.2 Qualitative Technical Evaluation Criteria

**Table 3: Qualitative Technical Evaluation Criteria for Part 1**

	<b>Qualitative Technical Criteria Description</b>		<b>Reference to Technical Specification / Tender Returnable</b>	<b>Criteria Weighting (%)</b>	<b>Criteria Sub Weighting (%)</b>
<b>1.</b>	<b>Ability of company to execute</b>			<b>50</b>	
	1.1	Previous experience of supplying hard wearing material	Soft copies of previous traceable orders/contracts for supply of hard wearing materials.	0 (0%) No response received 2 (40%) 1 order/contract provided. 4 (80%) 3 orders/contracts provided. 5 (100%) 5 orders/contracts provided.	25
	1.2	Proven track record in terms of delivering on the corresponding orders indicating the lead time.	Corresponding delivery notes for the delivery of the orders that were referenced in criteria 1.1 above.	0 (0%) No response received 2 (40%) 1 delivery note provided. 4 (80%) 3 delivery notes provided. 5 (100%) 5 delivery notes provided.	25
	1.3	Proposed lead time for delivery of a single set of windbox liners from order placement to delivery at Majuba Power Station.	A timeline provided with the duration for the total process from order placement to delivery to site. The timeline must include in detail how the committed time will be met by including the lead time from the manufacturer of the liners.	0 (0%) No response received 2 (40%) >10 weeks lead time. 4 (80%) 6-10 weeks lead time. 5 (100%) <6 weeks lead time.	50

#### **CONTROLLED DISCLOSURE**

When downloaded from the document management system, this document is uncontrolled and the responsibility rests with the user to ensure it is in line with the authorized version on the system. No part of this document may be reproduced in any manner or form by third parties without the written consent of Eskom Holdings SOC Ltd, © copyright Eskom Holdings SOC Ltd, Reg No 2002/015527/30



**Tender Technical Evaluation Strategy for Mill  
Windbox Liner Spares at Majuba Power Station**

Unique Identifier: ENG/GEN/STG/68

Revision: 1

Page: 9 of 14

	Qualitative Technical Criteria Description		Reference to Technical Specification / Tender Returnable	Criteria Weighting (%)	Criteria Sub Weighting (%)
2.	Quality			40	
	2.1	Provide a detailed QCP for the process of cutting and drilling of the plates.	The QCP must include the cutting and drilling together with the acceptable tolerances to which the liner will comply to.	0 (0%) No response received 2 (40%) Only cutting/drilling included. 4 (80%) Cutting and drilling included. 5 (100%) Cutting, drilling and tolerances included.	40
	2.2	Provide a complete data book for the delivery of previous similar orders.	A copy of a complete data book for the delivery of a previous similar order which includes the QCP together with all the material certifications and order number. The data book should be signed off and accepted by the customer.	0 (0%) No response received 2 (40%) only 1 of QCP, material certificate, drawing and method statement included. 4 (80%) only 2 of QCP, material certificate, drawing and method statement included. 5 (100%). QCP, material certificate, drawing and method statement included.	40
	2.3	Prove that the supplier is capable of supplying the liners by providing a material certificate for the liners to be supplied.	Material certificate together with a letter proving the supplier has an agreement to purchase from the manufacturer of the material. In the case where the supplier is getting the material from a third party, such would also be acceptable provided the third party has the necessary agreement.	0 (0%) No response received 2 (40%) only 1 of material certificate or letter of agreement included. 4 (80%) material certificate and letter of agreement with 3 <sup>rd</sup> party included.	20

**CONTROLLED DISCLOSURE**

When downloaded from the document management system, this document is uncontrolled and the responsibility rests with the user to ensure it is in line with the authorized version on the system. No part of this document may be reproduced in any manner or form by third parties without the written consent of Eskom Holdings SOC Ltd. © copyright Eskom Holdings SOC Ltd, Reg No 2002/015527/30

**Tender Technical Evaluation Strategy for Mill  
Windbox Liner Spares at Majuba Power Station**

Unique Identifier: ENG/GEN/STG/68

Revision: 1

Page: 10 of 14

	Qualitative Technical Criteria Description		Reference to Technical Specification / Tender Returnable	Criteria Weighting (%)	Criteria Sub Weighting (%)
				5 (100%) material certificate and letter of agreement direct with the manufacturer included.	
3.	Workshop capability			10	
	3.1	Workshop assessment to measure the capability of the supplier.	Workshop visit of the supplier to evaluate all equipment to be utilised for the works.	0 (0%) No response received 2 (20%) all equipment must be in a working condition during time of the workshop assessment (including power) 4 (80%) all equipment to be used is available and capable of executing the works, together with no calibration certificates. 5 (100%) all equipment to be used is available and capable of executing the works, together with the calibration certificates.	100
				<b>TOTAL: 100</b>	

**CONTROLLED DISCLOSURE**

When downloaded from the document management system, this document is uncontrolled and the responsibility rests with the user to ensure it is in line with the authorized version on the system. No part of this document may be reproduced in any manner or form by third parties without the written consent of Eskom Holdings SOC Ltd, © copyright Eskom Holdings SOC Ltd, Reg No 2002/015527/30

### 3.3.3 TET Member Responsibilities for Part 1

Table 4: TET Member Responsibilities for Part 1

Mandatory Criteria Number	TET 1	TET 2	TET3	TET4	TET5	TET 6
1	X	X	X	X	X	X
2	X	X	X	X	X	X
3	X	X	X	X	X	X
Qualitative Criteria Number	TET 1	TET 2	TET3	TET4	TET5	TET 6
1.1	X	X	X	X	X	X
1.2	X	X	X	X	X	X
1.3	X	X	X	X	X	X
2.1	X	X	X	X	X	X
2.2	X	X	X	X	X	X
2.3	X	X	X	X	X	X
3.1	X	X	X	X	X	X

#### CONTROLLED DISCLOSURE

When downloaded from the document management system, this document is uncontrolled and the responsibility rests with the user to ensure it is in line with the authorized version on the system. No part of this document may be reproduced in any manner or form by third parties without the written consent of Eskom Holdings SOC Ltd, © copyright Eskom Holdings SOC Ltd, Reg No 2002/015527/30

### **3.4 Foreseen Acceptable/ Unacceptable Qualifications**

#### **3.4.1 Risks**

**Table 5: Acceptable Technical Risks**

<b>Risk</b>	<b>Description</b>
1.	Tenderers do not meet 80% evaluation score but have a score above 70%

**Table 6: Unacceptable Technical Risks**

<b>Risk</b>	<b>Description</b>
1.	No workshop capability.
2.	No previous experience supplying similar materials.
3.	No supply agreements with manufacturers of the materials.

#### **3.4.2 Exceptions/ Conditions**

**Table 7: Acceptable Technical Exceptions / Conditions**

<b>Risk</b>	<b>Description</b>
1.	During the first round of evaluations, in the event that no tenderers meet the 80% criteria, but some pass the 70% threshold, the findings are to be reviewed and the minimum threshold shall be reduced to 70% upon agreement of the TET members and commercial representative.

#### **CONTROLLED DISCLOSURE**

When downloaded from the document management system, this document is uncontrolled and the responsibility rests with the user to ensure it is in line with the authorized version on the system. No part of this document may be reproduced in any manner or form by third parties without the written consent of Eskom Holdings SOC Ltd, © copyright Eskom Holdings SOC Ltd, Reg No 2002/015527/30

**Table 8: Unacceptable Technical Exceptions / Conditions**

<b>Risk</b>	<b>Description</b>
1.	None

**CONTROLLED DISCLOSURE**

When downloaded from the document management system, this document is uncontrolled and the responsibility rests with the user to ensure it is in line with the authorized version on the system. No part of this document may be reproduced in any manner or form by third parties without the written consent of Eskom Holdings SOC Ltd, © copyright Eskom Holdings SOC Ltd, Reg No 2002/015527/30



#### **4. Acceptance**

This document has been seen and accepted by:

<b>Name</b>	<b>Designation</b>
E Moosa	Milling Plant System Engineer
M Mdunge	Milling Plant System Engineer
B Dlamini	Boiler Senior Engineer
Scelo Dlamini	Senior Supervisor Technical Maintenance
Dimakatso Thobejane	Senior Supervisor Technical Maintenance
Thami Mtetwa	Senior Supervisor Technical Maintenance
J Selialia	Boiler Maintenance Line Manager
L Madonsela	Boiler Engineering Line Manager
J Swanepoel	Engineering Manager
H Pretorius	Generation Boiler Engineering – Snr Advisor
L Botha	SME – Milling Plant Generation Boiler Engineering

#### **5. Revisions**

<b>Date</b>	<b>Rev.</b>	<b>Compiler</b>	<b>Remarks</b>
May 2024	1	E. Moosa	First issue

#### **6. Development Team**

The following people were involved in the development of this document:

- E Moosa
- B Dlamini
- L Botha

#### **7. Acknowledgements**

N/A

**CONTROLLED DISCLOSURE**